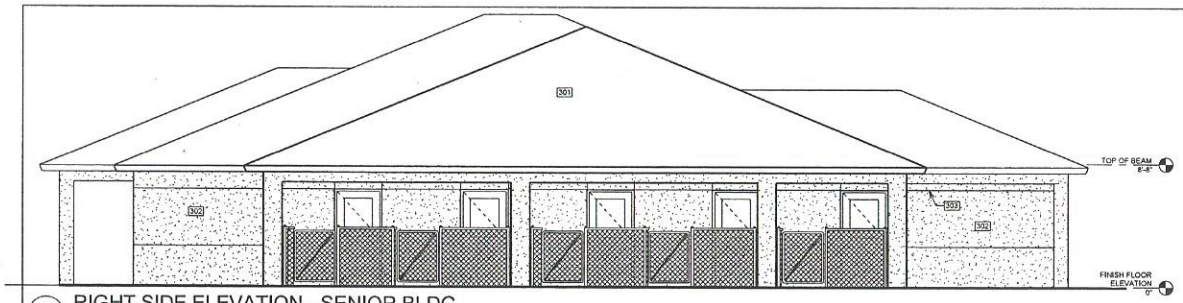

1 RIGHT SIDE ELEVATION - SENIOR BLDG
1/4" = 1'-0"

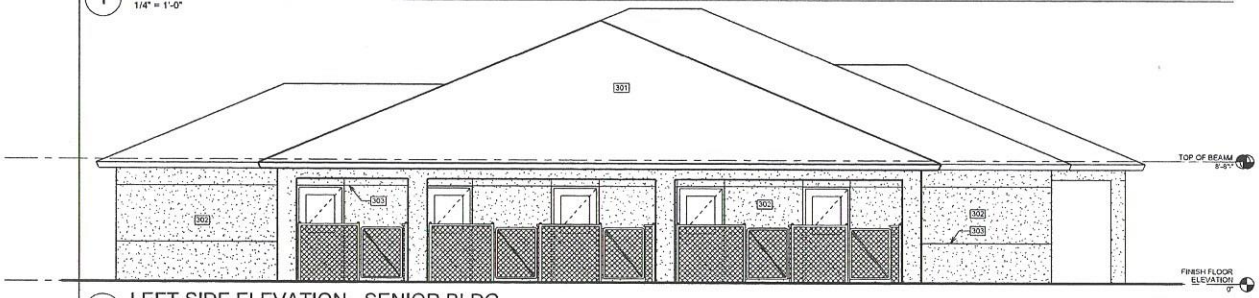

2 LEFT SIDE ELEVATION - SENIOR BLDG
1/4" = 1'-0"

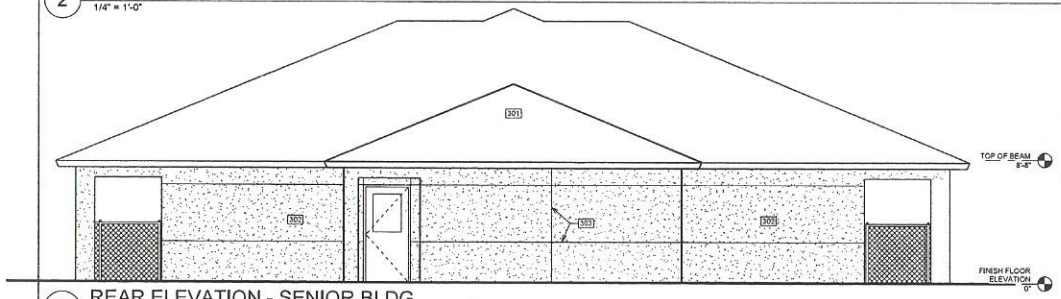

3 REAR ELEVATION - SENIOR BLDG
1/4" = 1'-0"

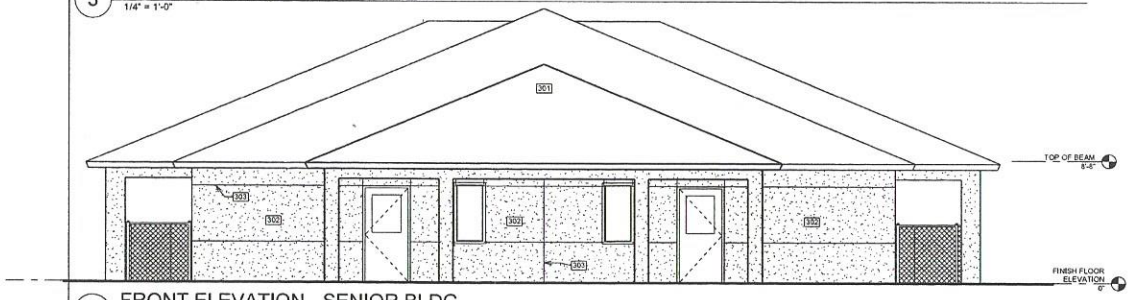

4 FRONT ELEVATION - SENIOR BLDG
1/4" = 1'-0"

KEYNOTES FOR ELEVATIONS:

301	FIBERGLASS SHINGLES
302	STUCCO FINISH
303	STUCCO CONTROL JOINT

ELEVATION NOTES:

REFER TO SHEET A1.20 FOR ADDITIONAL INFORMATION.

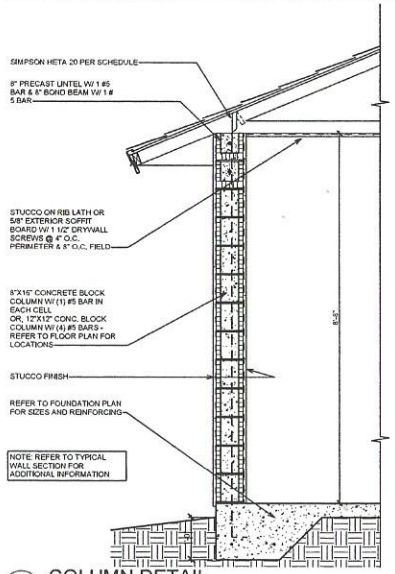

5 COLUMN DETAIL
3/4" = 1'-0"

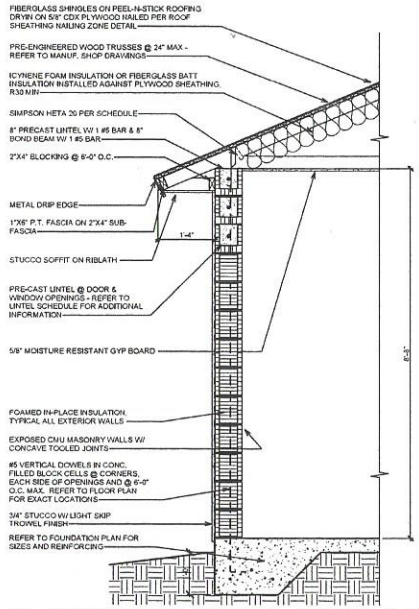

6 TYPICAL WALL SECTION - SENIOR BLDG
3/4" = 1'-0"

ARCHITECT

Architectonic Inc

806 DELAWARE AVENUE
FORT PIERCE, FLORIDA 34950
T: 772 460 7751
F: 772 460 4244

WWW.ARCHITECTONICINC.COM

STATE REG # AA26003348

COPYRIGHT 2017

PROJECT

NEW ANIMAL MEDICAL BUILDING & SENIOR DOG KENNEL

Fort Pierce, Florida

CLIENT

DOGS & CATS FOREVER

CONSULTANTS

REGISTRATION

MICHAEL SEAL, AIA
AR96698

REVISIONS

NO.	DATE	REVISION

KEY PLAN

SHEET TITLE / SHEET NUMBER

SENIOR BLDG EXT. ELEVATIONS & DETAILS

A2.30

PROJECT NUMBER	C16099
DATE	02/16/17

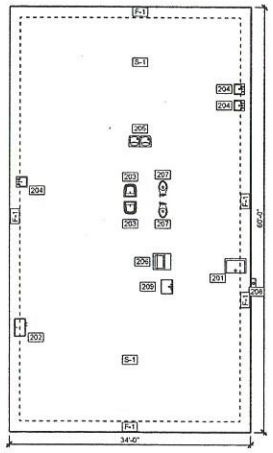

1 FOUNDATION PLAN
1/8" = 1'-0"

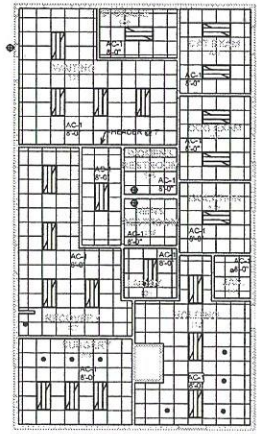

2 REFLECTED CLG PLAN
1/8" = 1'-0"

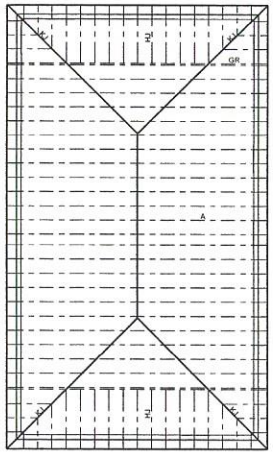

3 ROOF FRAMING PLAN
1/8" = 1'-0"

CONNECTOR SCHEDULE

TRUSS NO.	BEARING POINT(S)	TRUSS ACTUAL UPLIFT (GROUPED, WORST CASE)	SIMPSON CONNECTOR(S)	CONNECTOR(S) UPLIFT DESIGN	FASTENERS
A	EACH	852#	(1) HETA 20	1810#	10-10d
GR	EACH	2306#	(2) HETA 20	2500#	10-10d
KING JACKS (KJ)	1ST BRG	743#	(1) HETA 20	1810#	10-10d
	2ND BRG	591#	(1) MTS 16	1000#	14-10d
HIP JACKS (HJ)	1ST BRG	157#	(2) HETA 20	1810#	14-10d
	2ND BRG	NAILED PER	TRUSS COMPANY		

CONTRACTOR TO PROVIDE MANUFACTURERS SHOP DRAWINGS AND ENGINEERING FOR REVIEW AND APPROVAL PRIOR TO PLACEMENT OF STRAPS AND POURING BEAM.

KEYNOTES FOR FOUNDATION PLAN

F-1 18"W x 18"D THICKENED EDGE FOUNDATION W/ (3) #5 BARS CONTINUOUS

S-1 4" CONCRETE SLAB W/ 10MIL VAPOR BARRIER ON CLEAN, COMPACTED, SAND FILL. REINFORCE CONC. SLAB W/ 6"x6"W1.4xW1.4 W.W.M. PROVIDE TERMITE CONTROL TREATMENT UNDER ALL SLABS AND IN FOUNDATION WALLS.

FOUNDATION SCHEDULE

201 FLOOR MOUNTED MOP SINK
202 SCRUB SINK
203 WALL MOUNTED LAVATORY
204 CABINET MOUNTED HAND SINK
205 HI/LO WATER FOUNTAIN
206 WASHING MACHINE
207 FLOOR MOUNTED WATER CLOSET
208 WALL MOUNTED GAS WATER HEATER
209 LAUNDRY TUB/SINK

KEYNOTES FOR REFLECTED CLG PLAN

AC-1 24"x24" TEGULAR ACOUSTICAL CEILING TILE W/ SUSPENDED METAL GRID

CEILING NOTES:

1. ALL CEILING MOUNTED ITEMS, INCLUDING LIGHTS, FIRE SPRINKLER HEADS, AND HVAC REGISTERS, SHALL BE CENTERED IN THE TILE. ANY CONFLICTS SHALL BE REPORTED TO THE ARCHITECT UPON DISCOVERY. UNDER NO CIRCUMSTANCES SHALL ANY ITEM BE RELOCATED WITHOUT THE ARCHITECT'S APPROVAL.
2. ALL RECTANGULAR ROOMS SHALL HAVE EQUAL BORDERS UNLESS NOTED OTHERWISE. SEE THE PLANS FOR DENOTED STARTING POINTS AND POINTS OF ALIGNMENT.
3. ALL DRYWALL CEILING SURFACES SHALL BE FINISHED SMOOTH AND PAINTED WHITE.
4. ALL CEILING FIXTURES SHALL BE COORDINATED W/ FIRE SPRINKLER HEADS (IF APPLICABLE) AND MECHANICAL DRAWINGS TO AVOID ANY CONFLICTS.

KEYNOTES FOR EXT. ELEVATIONS

301 FIBERGLASS SHINGLES
302 STUCCO FINISH
303 STUCCO CONTROL JOINT

ELEVATION NOTES NOTES:

1. ELEVATION TARGET SYMBOLS ARE TO TOP OF SLAB, AND OTHER ELEMENTS AS NOTED.
2. REFER TO STRUCTURAL DRAWINGS FOR INFORMATION RELATED TO FOUNDATION, BUILDING STRUCTURE, AND LAYOUT OF SUCH.
3. REFER TO THE FLOOR PLANS FOR LOUVER, DOOR, AND WINDOW SYMBOLS, AND THE REFERENCED MATERIAL INFORMATION.
4. CONTRACTOR SHALL COORDINATE ROUGH OPENING DIMENSIONS WITH WINDOW AND DOOR MANUFACTURER PRIOR TO ORDERING.
5. REFER TO STRUCTURAL DRAWINGS FOR WIND PRESSURE INFORMATION.
6. CONTRACTOR SHALL PROVIDE A 4'x4' MOCKUP OF PAINT SAMPLES ON BUILDING FOR OWNER'S APPROVAL.

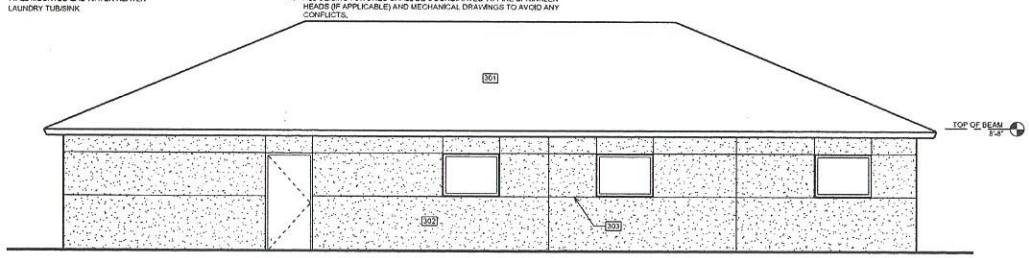

4 REAR ELEVATION
1/4" = 1'-0"

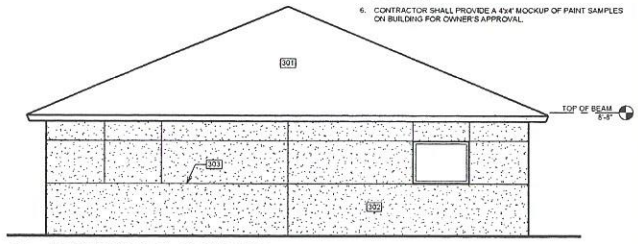

6 LEFT SIDE ELEVATION
1/4" = 1'-0"

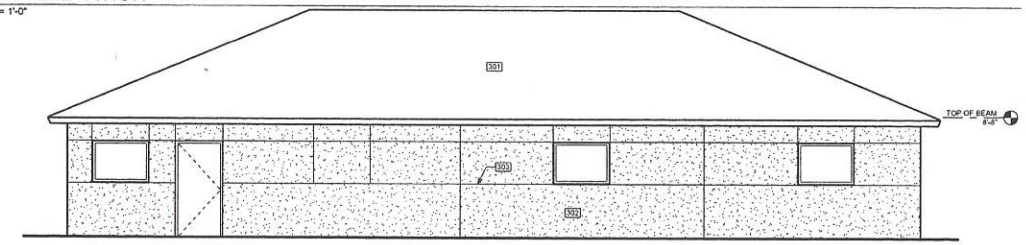

5 FRONT ELEVATION
1/4" = 1'-0"

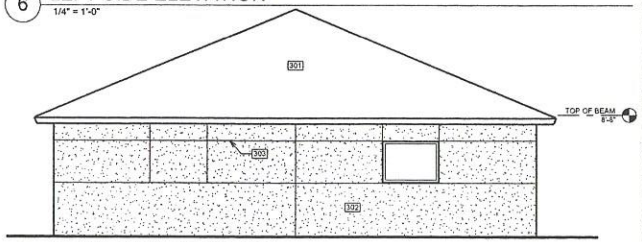

7 RIGHT SIDE ELEVATION
1/4" = 1'-0"

ARCHITECT

Architectonic Inc

806 DELAWARE AVENUE
FORT PIERCE, FLORIDA 34950
T: 772 460 7751
F: 772 460 4244

WWW.ARCHITECTONICINC.COM

STATE REG # AA26003348

COPYRIGHT 2017

PROJECT

NEW ANIMAL MEDICAL BUILDING & SENIOR DOG KENNEL

Fort Pierce, Florida

CLIENT

Dogs & Cats Forever Inc.

DOGS & CATS FOREVER

CONSULTANTS

REGISTRATION

MICHAEL SEAL, AIA
AR96098

REVISIONS

NO.	DATE	REVISION

KEY PLAN

SHEET TITLE / SHEET NUMBER

MEDICAL BLDG - FND'N, ROOF FRM'NG & RCP PLAN

A1.20

PROJECT NUMBER C16099
DATE 02/14/17