



# CITY OF FORT PIERCE

## CAPITAL IMPROVEMENT PROJECTS

Fiscal Years  
2016-2021

Revision Date: June 2017



# TABLE OF CONTENTS

▶ <a href="#">Introduction</a>	3
▶ <a href="#">Items Included in the CIP</a>	4
▶ <a href="#">Project Cost</a>	5
▶ <a href="#">Funding Sources</a>	6-8
▶ <a href="#">Summary</a>	9
▶ <a href="#">Transportation</a>	10-16
▶ <a href="#">Buildings</a>	17-18
▶ <a href="#">Parking Facilities</a>	19-20
▶ <a href="#">Park Improvement Projects</a>	21-22
▶ <a href="#">Marina Projects</a>	23-24
▶ <a href="#">Stormwater Utility Projects</a>	25-26
▶ <a href="#">Capital Improvements Projects</a>	27-29



# INTRODUCTION

## Scope

- ▶ The Capital Improvement Plan represents an annually updated schedule of prospective capital expenditures of major public facilities and infrastructure such as buildings, transportation and recreational needs. Within the plan estimated capital costs, sources of funding and timing of work for a five year period is provided.
- ▶ The Capital Improvement Plan encourages the City to forecast not only what expenditures they intend to make, but also to identify potential funding sources in order to more properly plan for the expenditures required for the acquisition of the asset. Upon adoption of the Plan, the first year of the proposed CIP becomes the list of capital items that are scheduled for that budget year. The program is then updated on an annual basis to insure previous projections are still on course. In so doing, the City is always working on a prospective five-year schedule.
- ▶ The CIP is designed to be a flexible planning tool. All projects proposed for funding in the CIP are prioritized and include projections of revenues that are expected to become available at the time of any expenditure. If sufficient funds are not made available to pay for CIP projects, the document provides flexibility for the Commission to re-prioritize expenditures and project scheduling.



# INCLUDED IN THE CIP

- ▶ The City of Fort Pierce includes any project that has a life expectancy of at least ten-years and a minimum threshold of \$50,000 into the CIP. In some cases we may include an item in the proposed plan that is not tangible. Those items, while not generally considered to be traditional capital items, are sometimes included because they represent a significant, inordinate expenditure on the part of the City.
- ▶ Projects are solicited from department heads and brought before the Commission in a workshop style format to determine project eligibility, necessity and priority.



# PROJECT COST

- ▶ Project cost estimates are far more detailed and accurate for those items that are scheduled for funding in an earlier fiscal year. The closer it becomes to undertaking a particular project, it becomes increasingly important to have a more accurate picture of the total project costs. Conversely, projects scheduled for later years are likely to change in scope, acquisition costs, and construction costs. Therefore, less emphasis is placed on the accuracy of the cost figures associated with those projects.



# FUNDING SOURCES

- ▶ The City is fiscally prudent in exploring all avenues of funding sources for their capital improvement projects. Following is a listing of all funding sources utilized within this CIP and the abbreviations used.

<b>ART</b>	Art in Public Places
<b>CDBG—D</b>	Community Development Block Grant—Disaster Funds Grant
<b>City—GF/R</b>	City of Fort Pierce—General Fund Account
<b>CMP</b>	FDOT—Congestion Management Projects
<b>Fair Share</b>	Fair Share Contribution—Funds collected from developers during the site plan process
<b>FCT</b>	Florida Communities Trust Grant
<b>FDEP</b>	Florida Department of Environmental Protection— 319 and TMDL Grants



# FUNDING SOURCES

<b>FDOT</b>	Florida Department of Transportation - JPA and LPA Grants
<b>FEMA</b>	Federal Emergency Management Agency - Includes both Hazard Mitigation and Disaster Recovery grants
<b>FHWA</b>	Federal Highway Administration - Scenic Highway Grant
<b>FIND</b>	Florida Inland Navigational District
<b>FPRA</b>	Fort Pierce Redevelopment Agency
<b>FPUA</b>	Fort Pierce Utilities Authority
<b>FWC</b>	Florida Fish and Wildlife Conservation Commission-BIG Grant
<b>Impact Fees</b>	City Building Impact Fees
<b>IK</b>	In-Kind services provided by City Departments
<b>Insurance</b>	Insurance proceeds from hurricane damages
<b>Park MSTU</b>	St. Lucie County Park Municipal Service Tax Unit
<b>RI</b>	City-Road Impact Fees

# FUNDING SOURCES



SFWMD	South Florida Water Management District
SMU	Fort Pierce Stormwater Management Utility
SR2S	Safe Routes to School
SLC	St. Lucie County
TE	FDOT-Transportation Enhancement Funds

# SUMMARY

- ▶ The CIP provides a vision for the betterment of our community as it is an evolving plan comprised of the City's wants, needs, and desires. All improvement projects contained within the Plan are prioritized based on the community's importance, relative need, funding availability, and timing of other projects.
- ▶ As with any active idea, the prioritization of the capital projects, as well as the funding sources, is expected to evolve on an annual basis as priorities and needs of the community are altered or transformed.

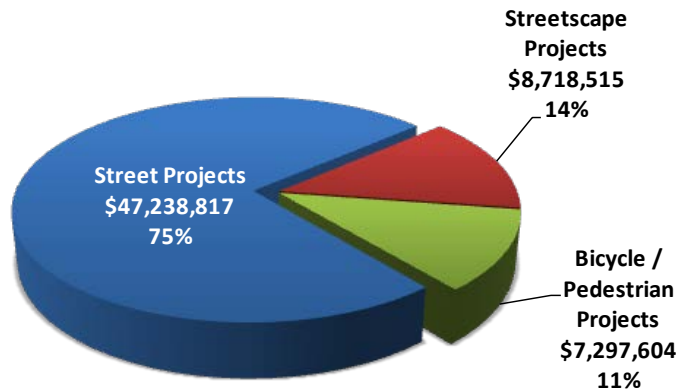




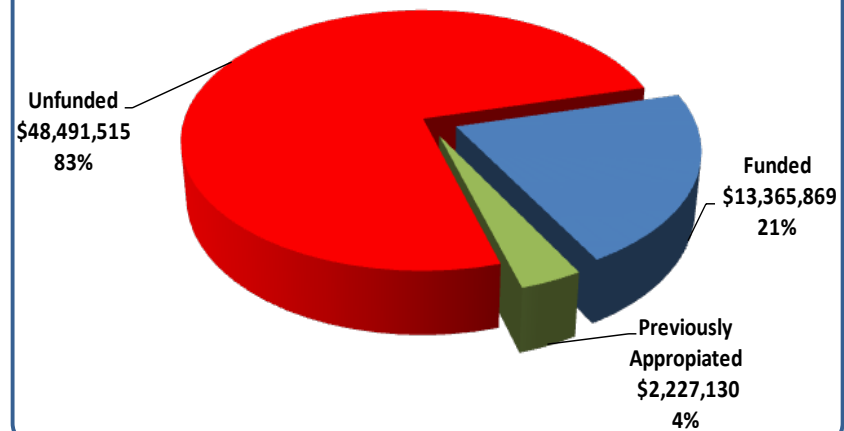
# TRANSPORTATION

## Summary

**Requested Amount - \$63,254,936**



**Funded Amount - \$13,365,869**



**Funding Sources**

- Previously Appropriated
- City-GF
- City-R
- FDOT
- FIND
- FPUA
- FWC - BIG
- SMU
- SLC

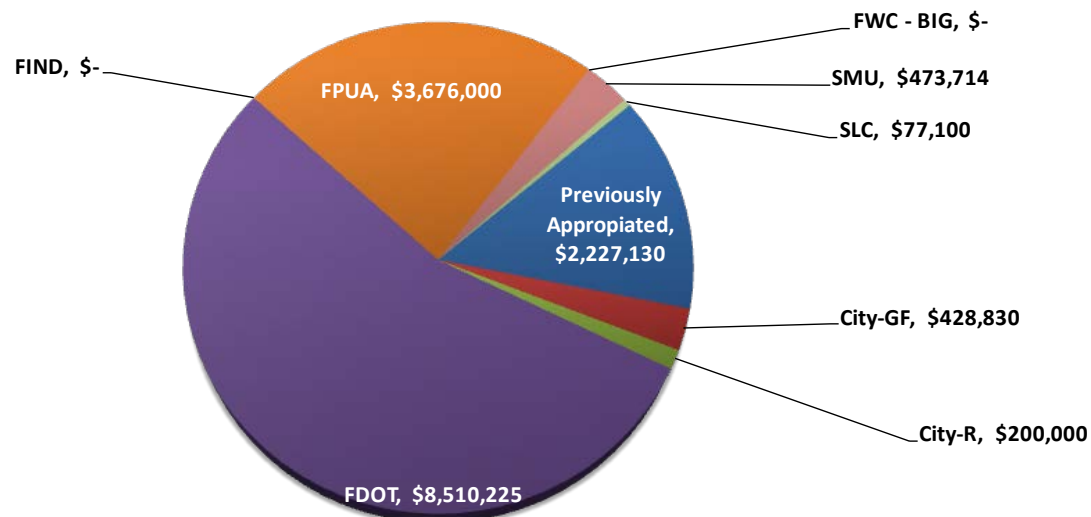


TABLE OF CONTENTS

BACK



# TRANSPORTATION

## Street Projects

ITEM NO.	PROJECT NAME	TOTAL PROJECT COST	PREVIOUSLY APPROPRIATED	UNFUNDED AMOUNT	FY 16/17	FY 17/18	FY 18/19	FY 19/20	FY 20/21	FUNDING SOURCES	FOR MORE DETAILS
<b>TRANSPORTATION</b>											
<b>STREET PROJECTS</b>											
1	<b>Ohio Avenue Realignment (US 1 @ Ohio Ave.)</b> Description: Realignment of east leg of intersection. Construction includes paving, drainage, sidewalk, mast arm installation, signalization upgrades and landscaping.	\$ 239,898	\$ -	\$0	\$ 198,000	\$ 41,898	\$ -	\$ -	\$ -	CITY-R, SMU	<a href="#">DETAIL</a>
2	<b>Citrus Overpass Bridge Repairs</b> Description: Project entails maintenance work as outlined by the biennial bridge inspection report. Deficiencies include; concrete spalling, exposed rebar, failed compression joints, understructure paint and deck joint seals.	\$ 260,000	\$ -	\$260,000	\$ -	\$ -	\$ -	\$ -	\$ -	Unfunded	<a href="#">DETAIL</a>
3	<b>Street Resurfacing (Citywide)</b> Description: Milling, curb reconstruction and asphalt overlay.	\$ 16,599,457	\$ -	\$16,333,457	\$ 266,000	\$ -	\$ -	\$ -	\$ -	CITY GF, Unfunded	<a href="#">DETAIL</a>
4	<b>17th St - Phase 1 (Orange Ave. North to Ave. D)</b> Description: Project includes reconstruction of roadway, drainage, sidewalk, limited landscaping and street lighting. Sanitary sewer, water main, and overhead utilities conversion to underground anticipated, but not, included in project costs.	\$ 1,497,713	\$ 205,116	\$1,292,597	\$ -	\$ -	\$ -	\$ -	\$ -	FPRA, SMU Unfunded	<a href="#">DETAIL</a>
5	<b>Pavement Markings (Partial)</b> Description: Replacement of pavement markings to comply with MUTCD Standards for marking retroreflectivity.	\$ 205,000	\$ -	\$205,000	\$ -	\$ -	\$ -	\$ -	\$ -	Unfunded	<a href="#">DETAIL</a>
6	<b>S. 7th St Reconstruction (Wendell to 10th St)</b> Description: Roadway reconstruction, drainage, and sidewalk. Water, sewer, and electrical replacement is not included in total project cost.	\$ 471,350	\$ -	\$471,350	\$ -	\$ -	\$ -	\$ -	\$ -	Unfunded CITY GF, SMU	<a href="#">DETAIL</a>
7	<b>13th St - Phase 2C (Ave. E to Ave. J)</b> Description: Project includes reconstruction of roadway, drainage, sidewalk, limited landscaping and street lighting. Sanitary sewer, water main, and overhead utilities conversion to underground anticipated, but not, included in project costs.	\$ 1,460,693	\$ 206,326	\$1,254,367	\$ -	\$ -	\$ -	\$ -	\$ -	FPRA Unfunded	<a href="#">DETAIL</a>
8	<b>Avenue M (13th to 25th)</b> Description: A joint project by the city and Fort Pierce Utilities Authority primarily for the replacement of utilities. The project will entail water and sewer main replacement, along with reconstruction of the roadway surface.	\$ 1,871,000	\$ -	\$0	\$ -	\$ -	\$ 1,871,000	\$ -	\$ -	FPUA	<a href="#">DETAIL</a>
<b>STREET PROJECTS TOTAL (this page)</b>		\$ 22,605,111	\$ 411,442	\$19,816,771	\$ 464,000	\$ 41,898	\$ 1,871,000	\$ -	\$ -		



TABLE OF CONTENTS

BACK



# TRANSPORTATION

## Street Projects

ITEM NO.	PROJECT NAME	TOTAL PROJECT COST	PREVIOUSLY APPROPRIATED	UNFUNDED AMOUNT	FY 16/17	FY 17/18	FY 18/19	FY 19/20	FY 20/21	FUNDING SOURCES	FOR MORE DETAILS
<b>TRANSPORTATION</b>											
<b>STREET PROJECTS</b>											
9	<b>Wendell Road (8th to Chipola Road)</b> Description: A joint project by the city and Fort Pierce Utilities Authority primarily for the replacement of utilities. The project will entail water and sewer main replacement, drainage improvements, sidewalk replacement and roadway reconstruction.	\$ 1,211,111	\$ -	\$0	\$ -	\$ -	\$ 1,211,111	\$ -	\$ -	SMU, City-GF FPUA	
10	<b>Ohio Avenue (Sunrise Blvd. to US1)</b> Description: A joint project by the city and Fort Pierce Utilities Authority primarily for the replacement of utilities. The project will entail water and sewer main replacement, drainage improvements, sidewalk replacement and roadway reconstruction.	\$ 1,190,535	\$ -	\$0	\$ -	\$ -	\$ 1,190,535	\$ -	\$ -	SMU, City-GF FPUA	
11	<b>13th St - Phase 3 (Ave. I to Ave. Q)</b> Description: Project includes reconstruction of roadway, drainage, sidewalk, limited landscaping and street lighting. Sanitary sewer, water main, and overhead utilities conversion to underground anticipated, but not, included in project costs.	\$ 2,124,605	\$ 263,445 Design	\$1,861,160	\$ -	\$ -	\$ -	\$ -	\$ -	FPRA Unfunded	
12	<b>13th St - Phase 4 (Georgia Ave. to Orange Ave.)</b> Description: Project includes reconstruction of roadway, drainage, sidewalk, limited landscaping and street lighting. Sanitary sewer, water main, and overhead utilities conversion to underground anticipated, but not, included in project costs.	\$ 4,584,896	\$ 274,880 Design	\$4,310,016	\$ -	\$ -	\$ -	\$ -	\$ -	FPRA Unfunded	
13	<b>17th St - Phase 2 (Ave. D to Ave. I)</b> Description: Project includes reconstruction of roadway, drainage, sidewalk, limited landscaping and street lighting. Sanitary sewer, water main, and overhead utilities conversion to underground anticipated, but not, included in project costs.	\$ 1,487,445	\$ 188,449 Design	\$1,298,996	\$ -	\$ -	\$ -	\$ -	\$ -	FPRA Unfunded	
14	<b>Avenue I Corridor (13th St. to 25th St.)</b> Description: Project includes reconstruction of roadway, drainage, sidewalk, limited landscaping and street lighting. Sanitary sewer, water main, and overhead utilities conversion to underground anticipated, but not, included in project costs.	\$ 3,223,556	\$ 164,474 Design	\$3,059,082	\$ -	\$ -	\$ -	\$ -	\$ -	FPRA Unfunded	
15	<b>13th St. - Phase 5 (Virginia Ave. to Georgia Ave.)</b> Description: Project includes reconstruction of roadway, drainage, canal enclosure, sidewalk, limited landscaping and street lighting. Sanitary sewer, water main, and overhead utilities conversion to underground anticipated, but not, included in project costs.	\$ 6,256,782	\$ -	\$6,256,782	\$ -	\$ -	\$ -	\$ -	\$ -	Unfunded	
16	<b>US 1 @ Virginia Ave.</b> Description: Addition of right turn lane on US 1. Preliminary design, land acquisition, and final design currently funded. Construction funding by FDOT currently beyond five year outlook.	\$ 2,451,846	\$ -	\$0	\$ 260,107 Design	\$ 142,500 Land	\$ 100,000 Construction	\$ 1,949,239 Land/ Construction/ Testing		FDOT	
<b>STREET PROJECTS TOTAL (this page)</b>		<b>\$ 22,530,776</b>	<b>\$ 891,248</b>	<b>\$16,788,036</b>	<b>\$ 260,107</b>	<b>\$ 142,500</b>	<b>\$ 2,501,646</b>	<b>\$ 1,949,239</b>	<b>\$ -</b>		





# TRANSPORTATION

## Street Projects

ITEM NO.	PROJECT NAME	TOTAL PROJECT COST	PREVIOUSLY APPROPRIATED	UNFUNDED AMOUNT	FY 16/17	FY 17/18	FY 18/19	FY 19/20	FY 20/21	FUNDING SOURCES	FOR MORE DETAILS
<b>TRANSPORTATION</b>											
<b>STREET PROJECTS</b>											
17	<b>Indian River Dr. (Ave. A to Seaway Drive)</b> Description: Reconstruction of roadway, drainage, sidewalks, street lighting, and landscaping. Conversion of overhead utilities to underground and water/sewer replacement anticipated, but not part of total project cost.	\$ 1,785,430	\$ -	\$1,785,430	\$ -	\$ -	\$ -	\$ -	\$ -	Unfunded	
18	<b>Port Streets (Port Ave., Harbor St., Terminal Dr.)</b> Description: Project scope includes drainage improvements, replacement of curbing, roadway reconstruction and sidewalks.	\$ 317,500	\$ -	\$317,500	\$ -	\$ -	\$ -	\$ -	\$ -	Unfunded	
<b>STREET PROJECTS TOTAL (this page)</b>		\$ 2,102,930	\$ -	\$2,102,930	\$ -	\$ -	\$ -	\$ -	\$ -		
<b>STREET PROJECTS TOTAL (previous page)</b>		\$ 45,135,887	\$ 1,302,690	\$36,602,807	\$ 724,107	\$ 184,398	\$ 4,372,646	\$ 1,949,239	\$ -		
<b>STREET PROJECTS TOTAL</b>		\$ 47,238,817	\$ 1,302,690	\$38,705,737	\$ 724,107	\$ 184,398	\$ 4,372,646	\$ 1,949,239	\$ -		



# TRANSPORTATION

## Streetscape Projects

ITEM NO.	PROJECT NAME	TOTAL PROJECT COST	PREVIOUSLY APPROPRIATED	UNFUNDED AMOUNT	FY 16/17	FY 17/18	FY 18/19	FY 19/20	FY 20/21	FUNDING SOURCES	FOR MORE DETAILS
<b>TRANSPORTATION</b>											
<b>STREETSCAPE PROJECTS</b>											
1	<b>Fisherman's Wharf (Indian River Dr. to Indian River)</b> Description: Reconstruction of roadway, drainage, sidewalks, street lighting, and landscaping. Conversion of overhead utilities to underground. Decorative observation area.	\$ 1,631,950	\$ -	\$1,477,750	\$ 154,200 Design		\$ -	\$ -	\$ -	SLC, FDOT Unfunded	
2	<b>Avenue D Crosswalk Replacement (7th St to 24th St)</b> Description: Replacement / repair of settled crosswalks along corridor.	\$ 280,500	\$ -	\$280,500	\$ -	\$ -	\$ -	\$ -	\$ -	Unfunded	
3	<b>Avenue D (US1 to Indian River Dr.)</b> Description: Reconstruction of roadway, drainage, sidewalks, street lighting, and landscaping. Conversion of overhead utilities to underground.	\$ 909,320	\$ -	\$909,320	\$ -	\$ -	\$ -	\$ -	\$ -	Unfunded	
4	<b>5th St (Orange Ave. to Ave. A)</b> Description: Reconstruction of roadway, drainage, sidewalks, street lighting, and landscaping. Conversion of overhead utilities to underground.	\$ 291,084	\$ -	\$291,084	\$ -	\$ -	\$ -	\$ -	\$ -	Unfunded	
5	<b>Depot Drive (Orange Ave. to 2nd St.)</b> Description: Reconstruction of roadway, drainage, sidewalks, street lighting, and landscaping. Project will convert one way traffic to two way and provide on-street parking.	\$ 1,262,380	\$ -	\$1,262,380	\$ -	\$ -	\$ -	\$ -	\$ -	Unfunded	
6	<b>Hibiscus Park Neighborhood</b> Description: Roadway paving, drainage improvements, sidewalks, street lighting.	\$ 4,343,281	\$ 349,555 Design	\$3,993,726	\$ -	\$ -	\$ -	\$ -	\$ -	Unfunded CITY GF	
<b>STREETSCAPE PROJECTS TOTAL</b>		\$ 8,718,515	\$ 349,555	\$8,214,760	\$ 154,200	\$ -	\$ -	\$ -	\$ -		



TABLE OF CONTENTS

BACK



# TRANSPORTATION

## Bicycle / Pedestrian Projects

ITEM NO.	PROJECT NAME	TOTAL PROJECT COST	PREVIOUSLY APPROPRIATED	UNFUNDED AMOUNT	FY 16/17	FY 17/18	FY 18/19	FY 19/20	FY 20/21	FUNDING SOURCES	FOR MORE DETAILS
<b>TRANSPORTATION</b>											
<b>BICYCLE / PEDESTRIAN PROJECTS</b>											
1	<b>Emil Avenue Sidewalk (Oleander Ave. to US 1)</b> Description: Construction of sidewalk on both sides of Emil Ave.	\$ 647,700	\$ -	\$647,700	\$ -	\$ -	\$ -	\$ -	\$ -	Unfunded	
2	<b>Indian River Dr. Sidewalk (Delaware Ave. to Old Fort Park)</b> Description: Construction of sidewalk along west side of Indian River Drive from existing sidewalk at Delaware Avenue south to Old Fort Park. Project cost includes \$15,000 for easement acquisition.	\$ 93,740	\$ -	\$93,740	\$ -	\$ -	\$ -	\$ -	\$ -	Unfunded	
3	<b>South Causeway Bridge Repair / Rehabilitation</b> Description: This project funded and managed by FDOT provides erosion protection for bridge pilings dredging of the main channel beneath the bridge and replacement of both east and west pedestrian observation decks.	\$ 6,556,164	\$ 574,885	\$0	\$ 5,981,279	\$ -	\$ -	\$ -	\$ -	FDOT	
<b>BICYCLE / PEDESTRIAN PROJECTS TOTAL</b>		\$ 7,297,604	\$ 574,885	\$ (741,440)	\$ 5,981,279	\$ -	\$ -	\$ -	\$ -		

# TRANSPORTATION



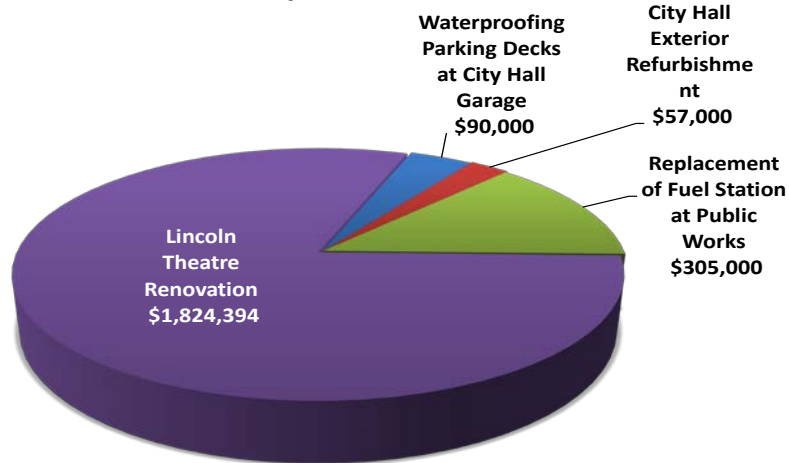
ITEM NO.	PROJECT NAME	TOTAL PROJECT COST	PREVIOUSLY APPROPRIATED	UNFUNDED AMOUNT	FY 16/17	FY 17/18	FY 18/19	FY 19/20	FY 20/21	FUNDING SOURCES
<b>TRANSPORTATION</b>										
	<b>STREET PROJECTS TOTAL</b>	\$ 47,238,817	\$ 1,302,690	\$38,705,737	\$ 724,107	\$ 184,398	\$ 4,372,646	\$ 1,949,239	\$ -	
	<b>STREETSCAPE PROJECTS TOTAL</b>	\$ 8,718,515	\$ 349,555	\$8,214,760	\$ 154,200	\$ -	\$ -	\$ -	\$ -	
	<b>BICYCLE / PEDESTRIAN PROJECTS TOTAL</b>	\$ 7,297,604	\$ 574,885	\$741,440	\$ 5,981,279	\$ -	\$ -	\$ -	\$ -	
	<b>TRANSPORTATION PROJECTS TOTAL</b>	\$ 63,254,936	\$ 2,227,130	\$47,661,937	\$ 6,859,586	\$ 184,398	\$ 4,372,646	\$ 1,949,239	\$ -	



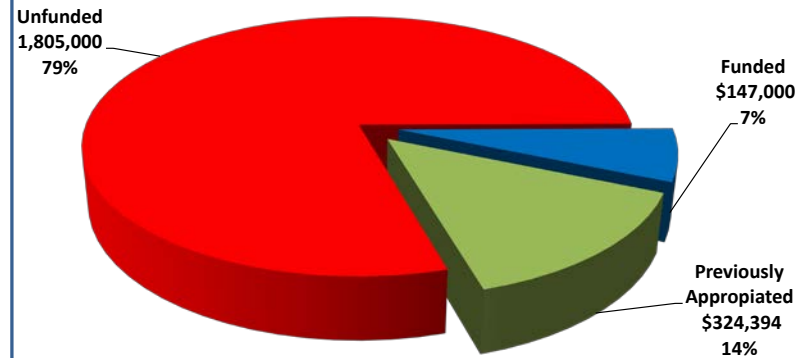
# BUILDINGS

## Summary

**Total Project Amount - \$2,276,394**



**Funded Amount - \$147,000**



**Funding Sources**

- Previously Appropriated
- City-GF
- City-R
- FDOT
- FIND
- FPUA
- FWC - BIG
- SMU
- SLC

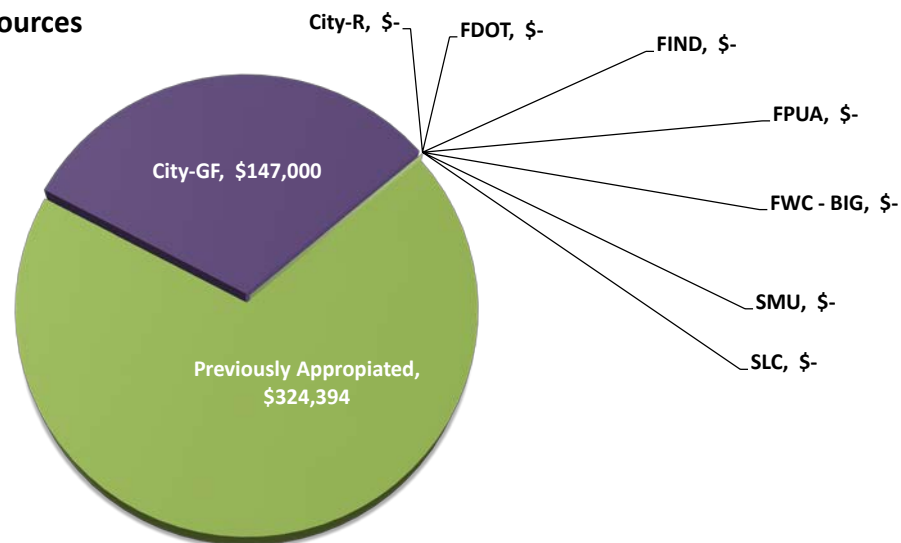


TABLE OF CONTENTS

BACK

# BUILDINGS



ITEM NO.	PROJECT NAME	TOTAL PROJECT COST	PREVIOUSLY APPROPRIATED	UNFUNDED AMOUNT	FY 16/17	FY 17/18	FY 18/19	FY 19/20	FY 20/21	FUNDING SOURCES	FOR MORE DETAILS
<b>BUILDINGS</b>											
<b>BUILDINGS</b>											
1	Waterproofing Parking Decks at City Hall Garage	\$ 90,000	\$ -	\$0	\$ 90,000	\$ -	\$ -	\$ -	\$ -	CITY-GF	
					Design/ Construction/ Testing						
2	City Hall Exterior Refurbishment	\$ 57,000	\$ -	\$0	\$ 57,000	\$ -	\$ -	\$ -	\$ -	CITY-GF	
					Construction						
3	Replacement of Fuel Station at Public Works	\$ 305,000	\$ -	\$305,000	\$ -	\$ -	\$ -	\$ -	\$ -	Unfunded	
4	Lincoln Theatre Renovation	\$ 1,824,394	\$ 324,394	\$1,500,000	\$ -	\$ -	\$ -	\$ -	\$ -	Unfunded	
<b>BUILDING PROJECTS TOTAL</b>		<b>\$ 2,276,394</b>	<b>\$ 324,394</b>	<b>\$1,805,000</b>	<b>\$ 147,000</b>	<b>\$ -</b>	<b>\$ -</b>	<b>\$ -</b>	<b>\$ -</b>		



TABLE OF CONTENTS



BACK



# PARKING FACILITIES

## Summary

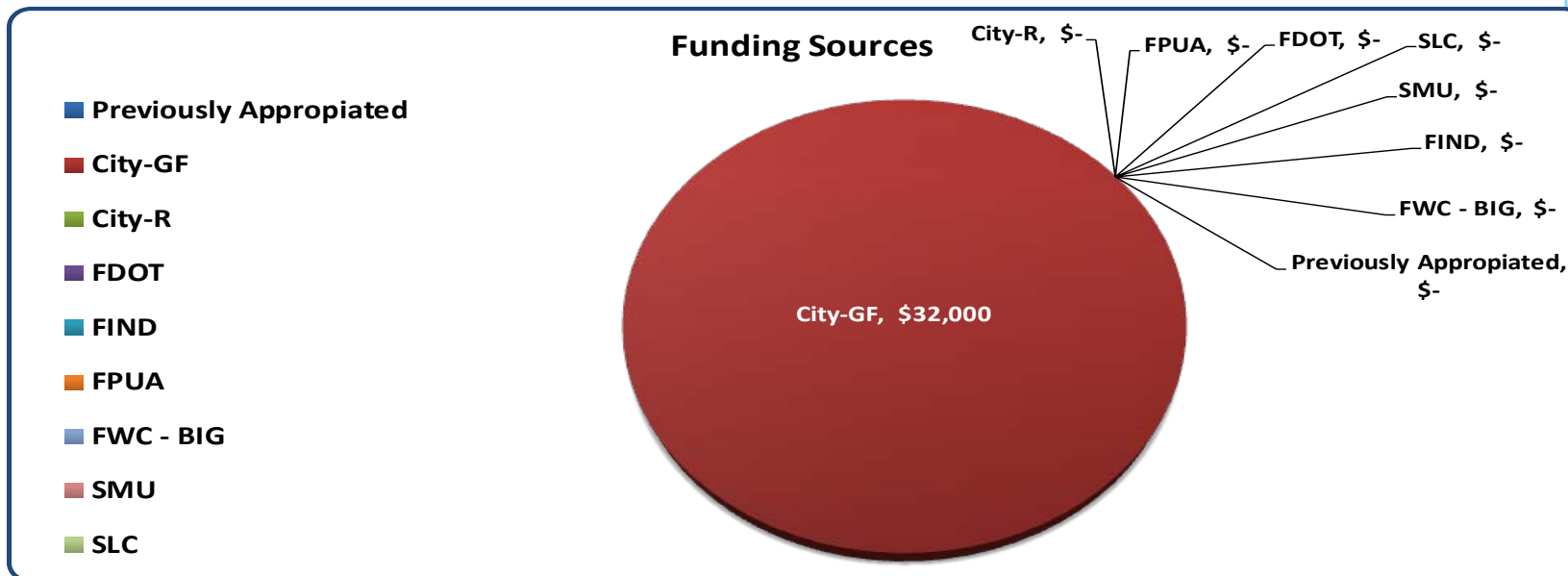
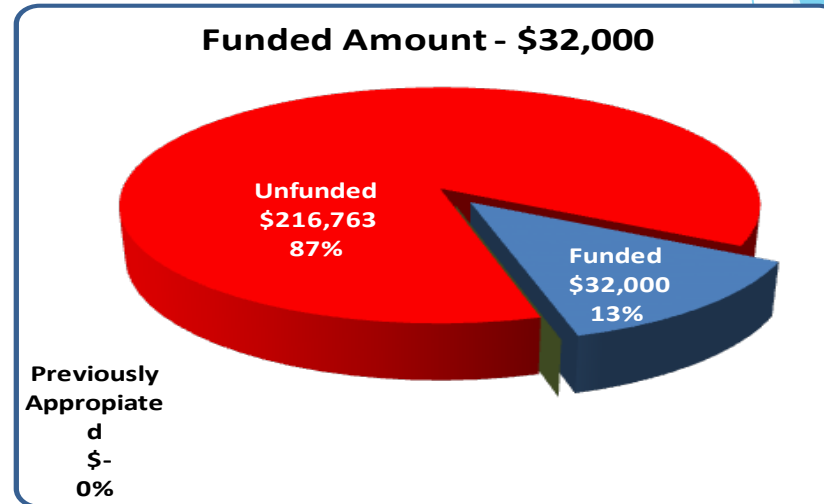
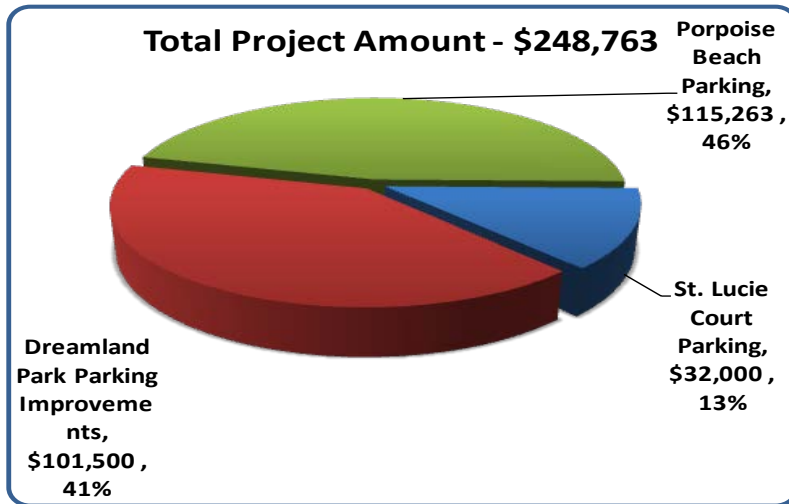


TABLE OF CONTENTS

BACK

# PARKING FACILITIES



ITEM NO.	PROJECT NAME	TOTAL PROJECT COST	PREVIOUSLY APPROPRIATED	UNFUNDED AMOUNT	FY 16/17	FY 17/18	FY 18/19	FY 19/20	FY 20/21	FUNDING SOURCES	FOR MORE DETAILS
<b>PARKING FACILITIES</b>											
<i>PARKING FACILITIES</i>											
1	St. Lucie Court Parking	\$ 32,000	\$ -	\$0	\$ 32,000	\$ -	\$ -	\$ -	\$ -	CITY-GF	
2	Dreamland Park Parking Improvements	\$ 101,500	\$ -	\$101,500	\$ -	\$ -	\$ -	\$ -	\$ -	Unfunded	
3	Porpoise Beach Parking	\$ 115,263	\$ -	\$115,263	\$ -	\$ -	\$ -	\$ -	\$ -	Unfunded	
<b>PARKING FACILITIES PROJECTS TOTAL</b>		<b>\$ 248,763</b>	<b>\$ -</b>	<b>\$216,763</b>	<b>\$ 32,000</b>	<b>\$ -</b>	<b>\$ -</b>	<b>\$ -</b>	<b>\$ -</b>		



# PARK IMPROVEMENT PROJECTS

## Summary

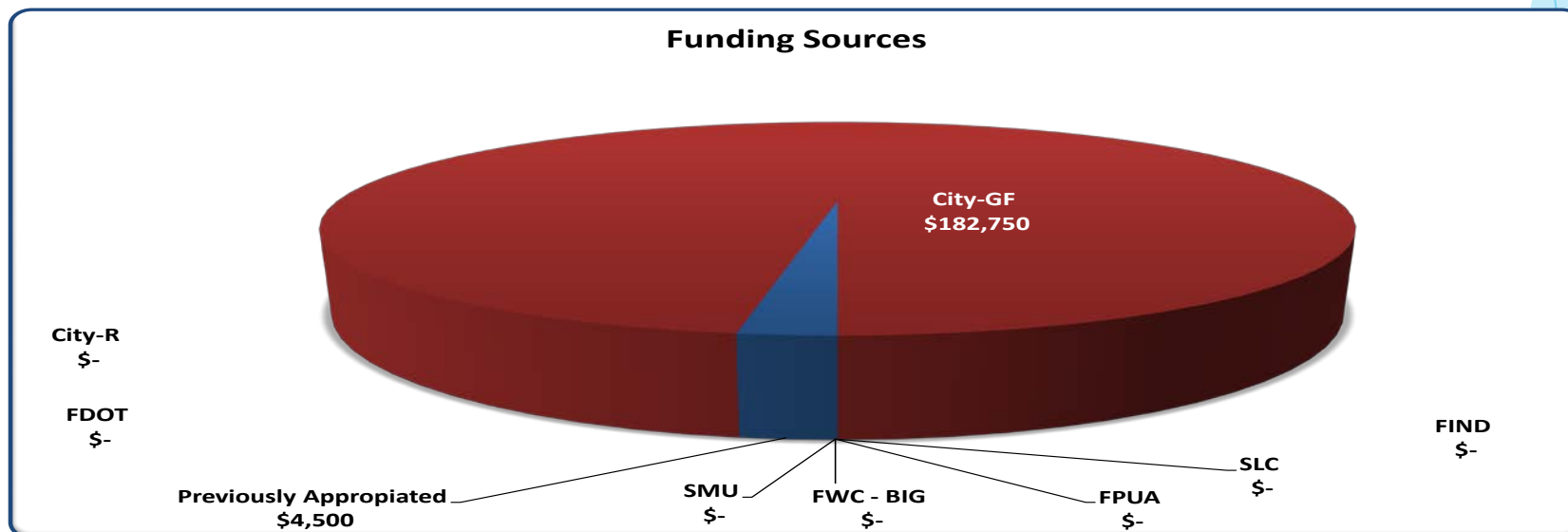
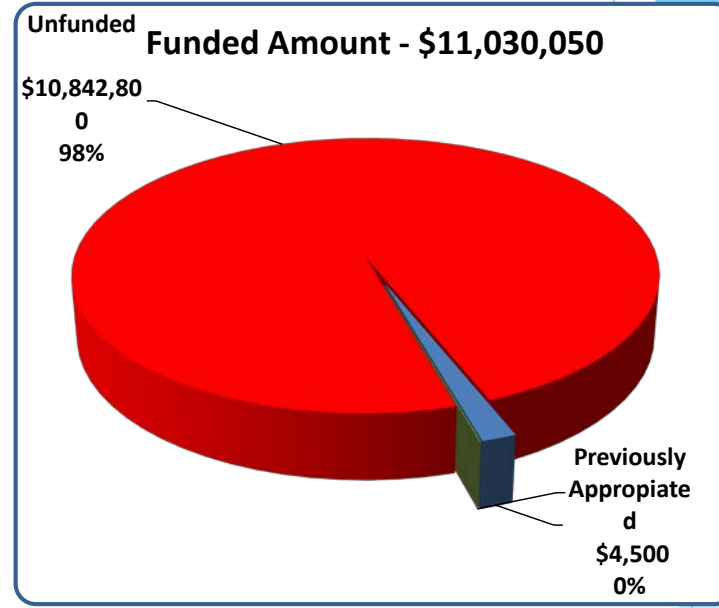
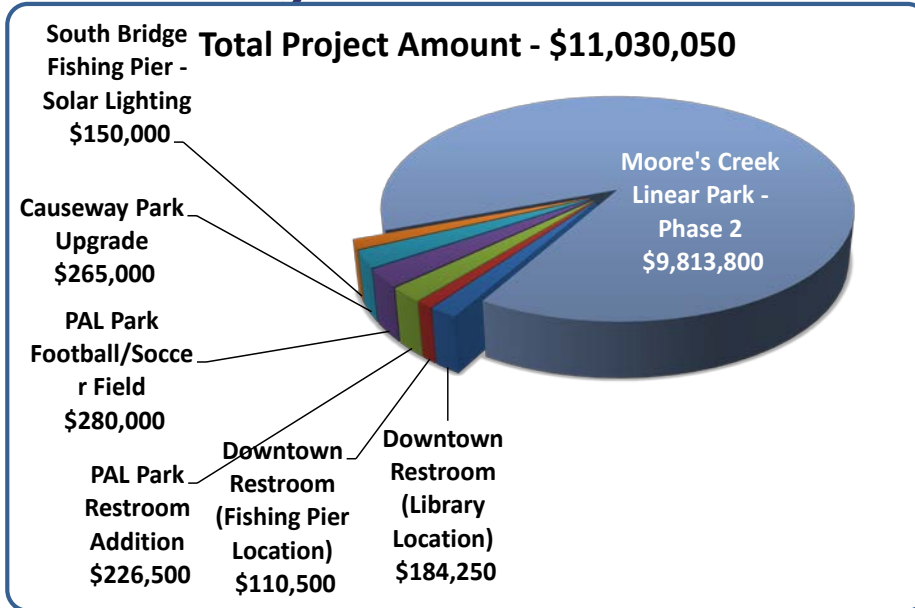


TABLE OF CONTENTS

BACK



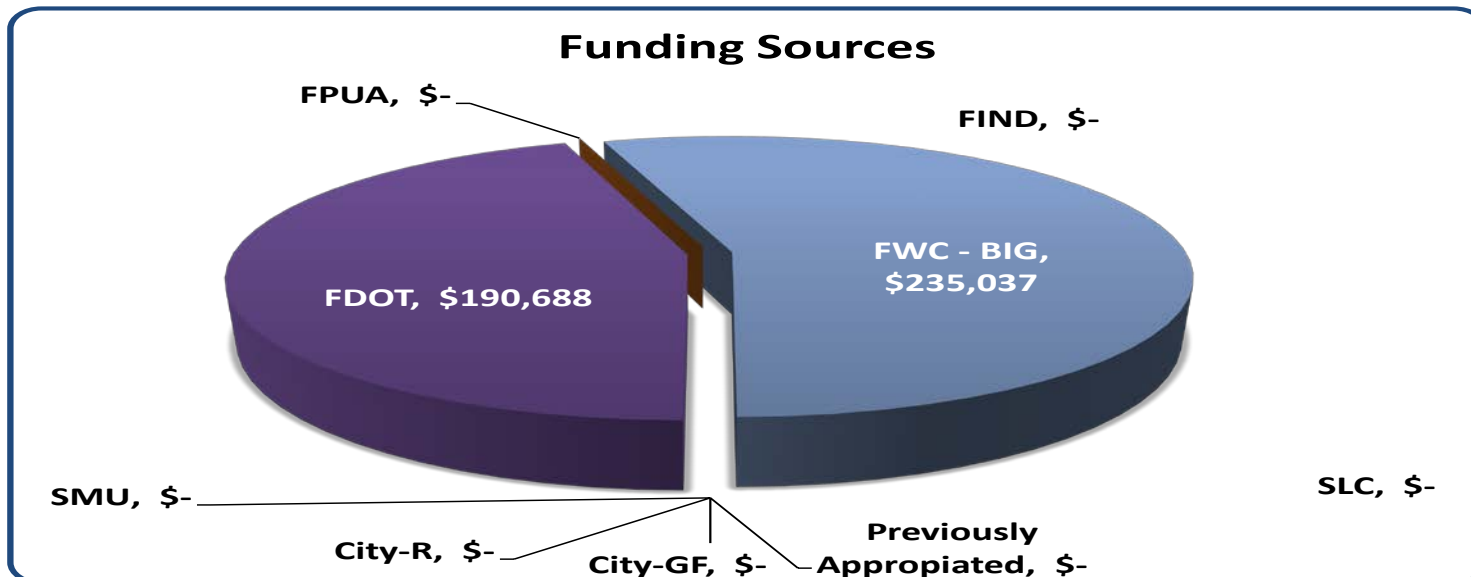
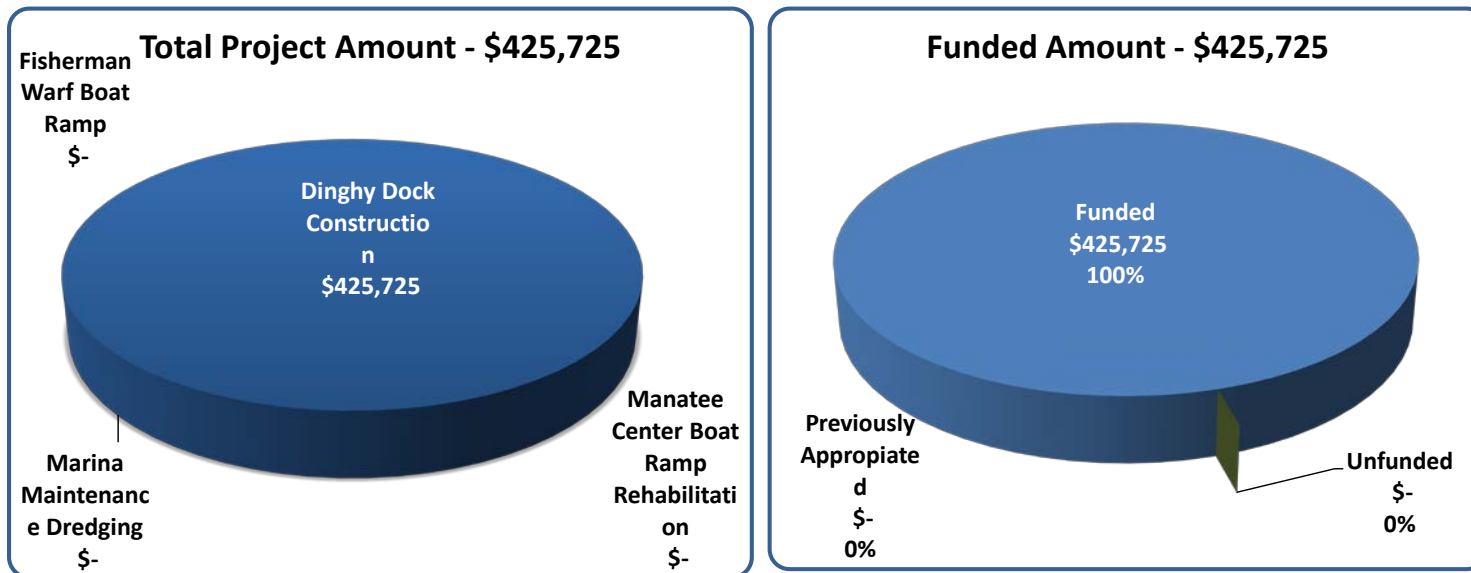
# PARK IMPROVEMENT PROJECTS

ITEM NO.	PROJECT NAME	TOTAL PROJECT COST	PREVIOUSLY APPROPRIATED	UNFUNDED AMOUNT	FY 16/17	FY 17/18	FY 18/19	FY 19/20	FY 20/21	FUNDING SOURCES
<b>PARK IMPROVEMENT PROJECTS</b>										
<b>PARK IMPROVEMENT</b>										
1	Downtown Restroom (Library Location)	\$ 184,250	\$ 1,500	\$0	\$ 182,750	\$ -	\$ -	\$ -	\$ -	Unfunded CITY-GF
2	Downtown Restroom (Fishing Pier Location)	\$ 110,500	\$ 1,500	\$109,000	\$ -	\$ -	\$ -	\$ -	\$ -	Unfunded
3	PAL Park Restroom Addition	\$ 226,500	\$ 1,500	\$225,000	\$ -	\$ -	\$ -	\$ -	\$ -	Unfunded
4	PAL Park Football/Soccer Field	\$ 280,000	\$ -	\$280,000	\$ -	\$ -	\$ -	\$ -	\$ -	Unfunded
5	Causeway Park Upgrade	\$ 265,000	\$ -	\$265,000	\$ -	\$ -	\$ -	\$ -	\$ -	Unfunded
6	South Bridge Fishing Pier - Solar Lighting	\$ 150,000	\$ -	\$150,000	\$ -	\$ -	\$ -	\$ -	\$ -	Unfunded
7	Moore's Creek Linear Park - Phase 2	\$ 9,813,800	\$ -	\$9,813,800	\$ -	\$ -	\$ -	\$ -	\$ -	Unfunded
<b>PARK IMPROVEMENT PROJECTS TOTAL</b>		<b>\$ 11,030,050</b>	<b>\$ 4,500</b>	<b>\$10,842,800</b>	<b>\$ 182,750</b>	<b>\$ -</b>	<b>\$ -</b>	<b>\$ -</b>	<b>\$ -</b>	



# MARINA PROJECTS

## Summary



# MARINA PROJECTS



ITEM NO.	PROJECT NAME	TOTAL PROJECT COST	PREVIOUSLY APPROPRIATED	UNFUNDED AMOUNT	FY 16/17	FY 17/18	FY 18/19	FY 19/20	FY 20/21	FUNDING SOURCES	FOR MORE DETAILS
<b>MARINA PROJECTS</b>											
<b>MARINA PROJECTS</b>											
1	Dinghy Dock Construction	\$ 425,725	\$ -	\$ -	\$425,725.00	\$ -	\$ -	\$ -	\$ -	FWC - BIG FIND	
2	Marina Maintenance Dredging	\$ -	\$ -	\$ -	\$ -	\$ -	\$ -	\$ -	\$ -	Unfunded	
3	Manatee Center Boat Ramp Rehabilitation	\$ -	\$ -	\$ -	\$ -	\$ -	\$ -	\$ -	\$ -	Unfunded	
4	Fisherman Warf Boat Ramp	\$ -	\$ -	\$ -	\$ -	\$ -	\$ -	\$ -	\$ -	Unfunded	
<b>MARINA PROJECTS TOTAL</b>		<b>\$ 425,725</b>	<b>\$ -</b>	<b>\$ -</b>	<b>\$ 425,725</b>	<b>\$ -</b>	<b>\$ -</b>	<b>\$ -</b>	<b>\$ -</b>		



# STORMWATER UTILITY PROJECTS

## Summary

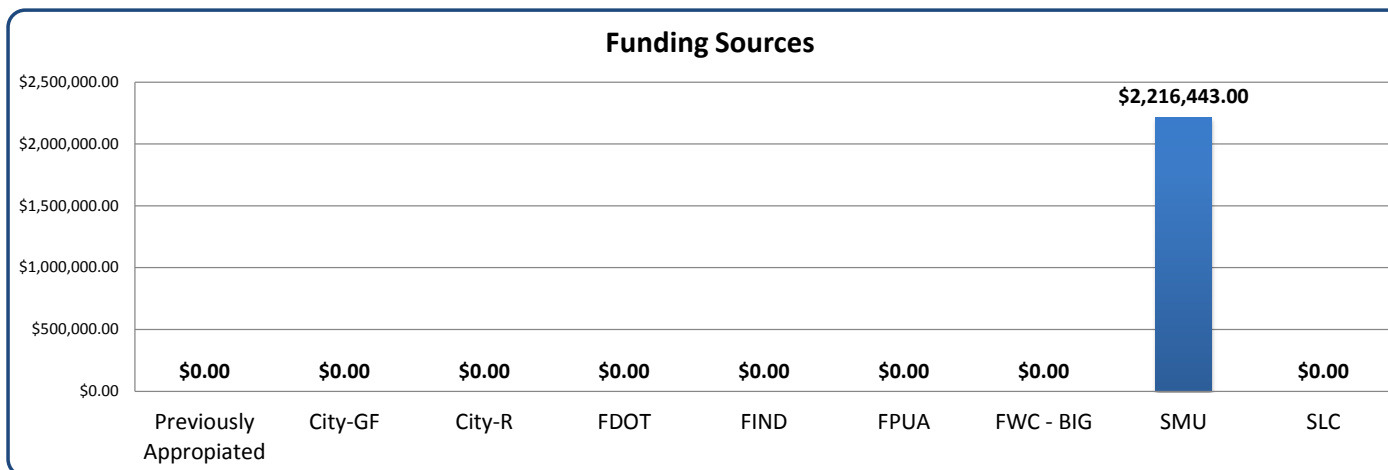
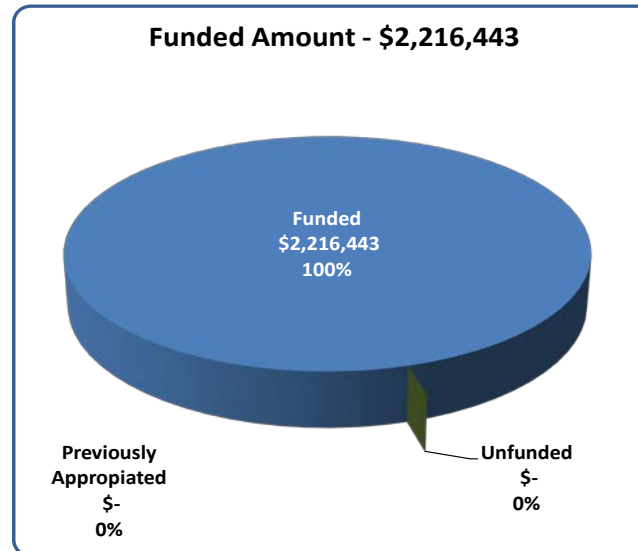
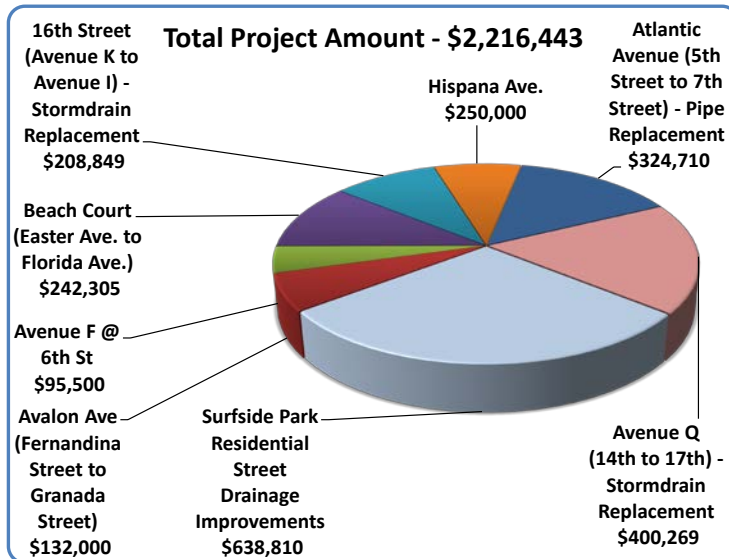


TABLE OF CONTENTS

BACK

# STORMWATER UTILITY PROJECTS

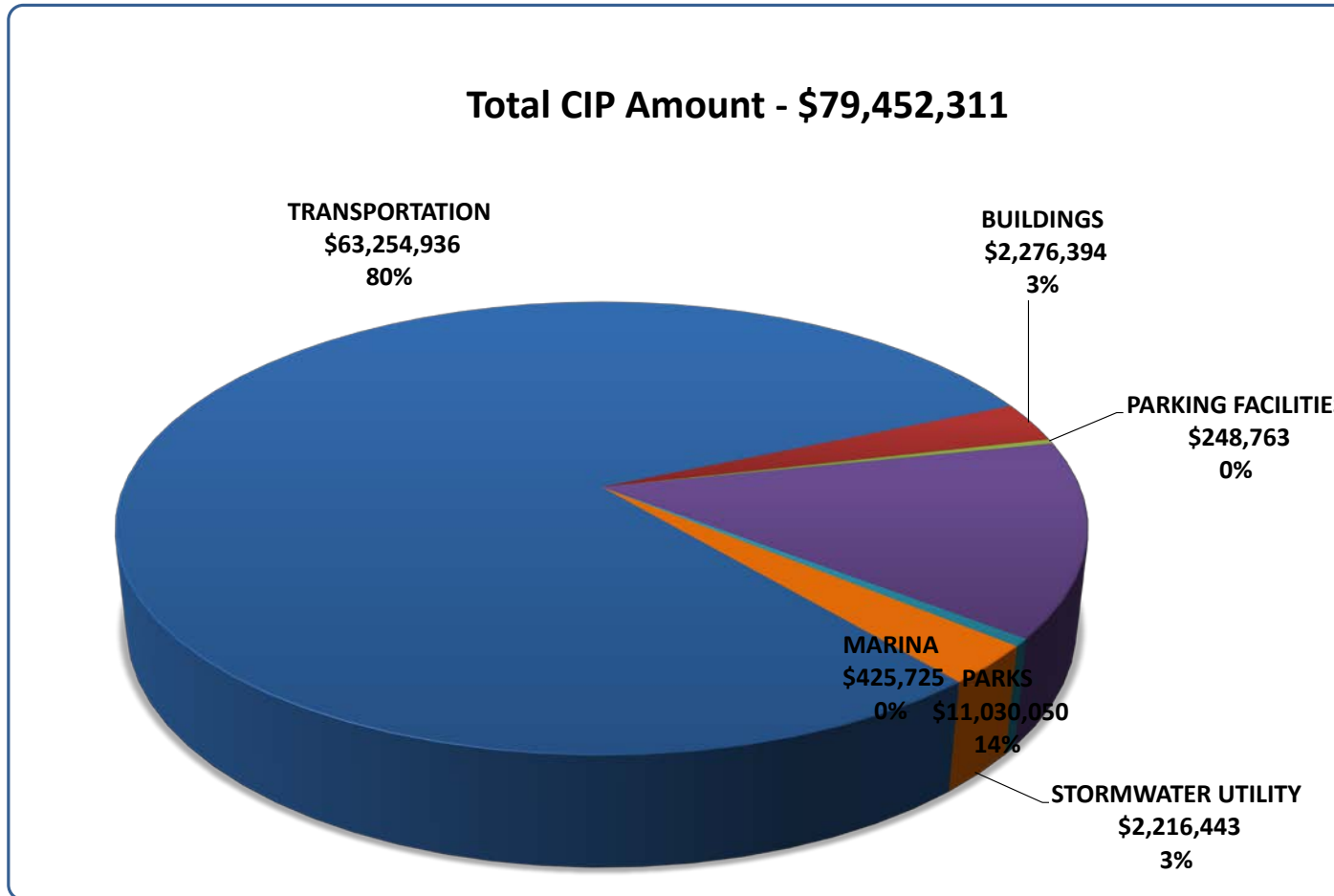


ITEM NO.	PROJECT NAME	TOTAL PROJECT COST	PREVIOUSLY APPROPRIATED	UNFUNDED AMOUNT	FY 16/17	FY 17/18	FY 18/19	FY 19/20	FY 20/21	FUNDING SOURCES	FOR MORE DETAILS
<b>STORMWATER UTILITY PROJECTS</b>											
<b>STORMWATER UTILITY PROJECTS</b>											
1	Surfside Park Residential Street Drainage Improvements	\$ 638,810	\$ -	\$ -	\$ 638,810.00	\$ -	\$ -	\$ -	\$ -	SMU	
2	Avalon Ave (Fernandina Street to Granada Street)	\$ 132,000	\$ -	\$ -	\$ 132,000.00	\$ -	\$ -	\$ -	\$ -	SMU	
3	Avenue F @ 6th St	\$ 95,500	\$ -	\$ -	\$ 95,500.00	\$ -	\$ -	\$ -	\$ -	SMU	
4	Beach Court (Easter Ave. to Florida Ave.)	\$ 242,305	\$ -	\$ -	\$ -	\$ 242,305.00	\$ -	\$ -	\$ -	SMU	
5	16th Street (Avenue K to Avenue I) - Stormdrain Replacement	\$ 208,849	\$ -	\$ -	\$ 208,849.00	\$ -	\$ -	\$ -	\$ -	SMU	
6	Frances Avenue (Fernandina Ave. to Thumb Point Dr.)	\$ 174,000	\$ -	\$ -	\$ -	\$ 174,000.00	\$ -	\$ -	\$ -	SMU	
7	Atlantic Avenue (5th Street to 7th Street) - Pipe Replacement	\$ 324,710	\$ -	\$ -	\$ -	\$ -	\$ -	\$ 324,710.00	\$ -	SMU	
8	Avenue Q (14th to 17th) - Stormdrain Replacement	\$ 400,269	\$ -	\$ -	\$ -	\$ -	\$ 400,269.00	\$ -	\$ -	SMU	
<b>STORMWATER UTILITY TOTAL</b>		<b>\$ 2,216,443</b>	<b>\$ -</b>	<b>\$ -</b>	<b>\$ 1,075,159</b>	<b>\$ 416,305</b>	<b>\$ 400,269</b>	<b>\$ 324,710</b>	<b>\$ -</b>		



# CAPITAL IMPROVEMENT PROJECTS

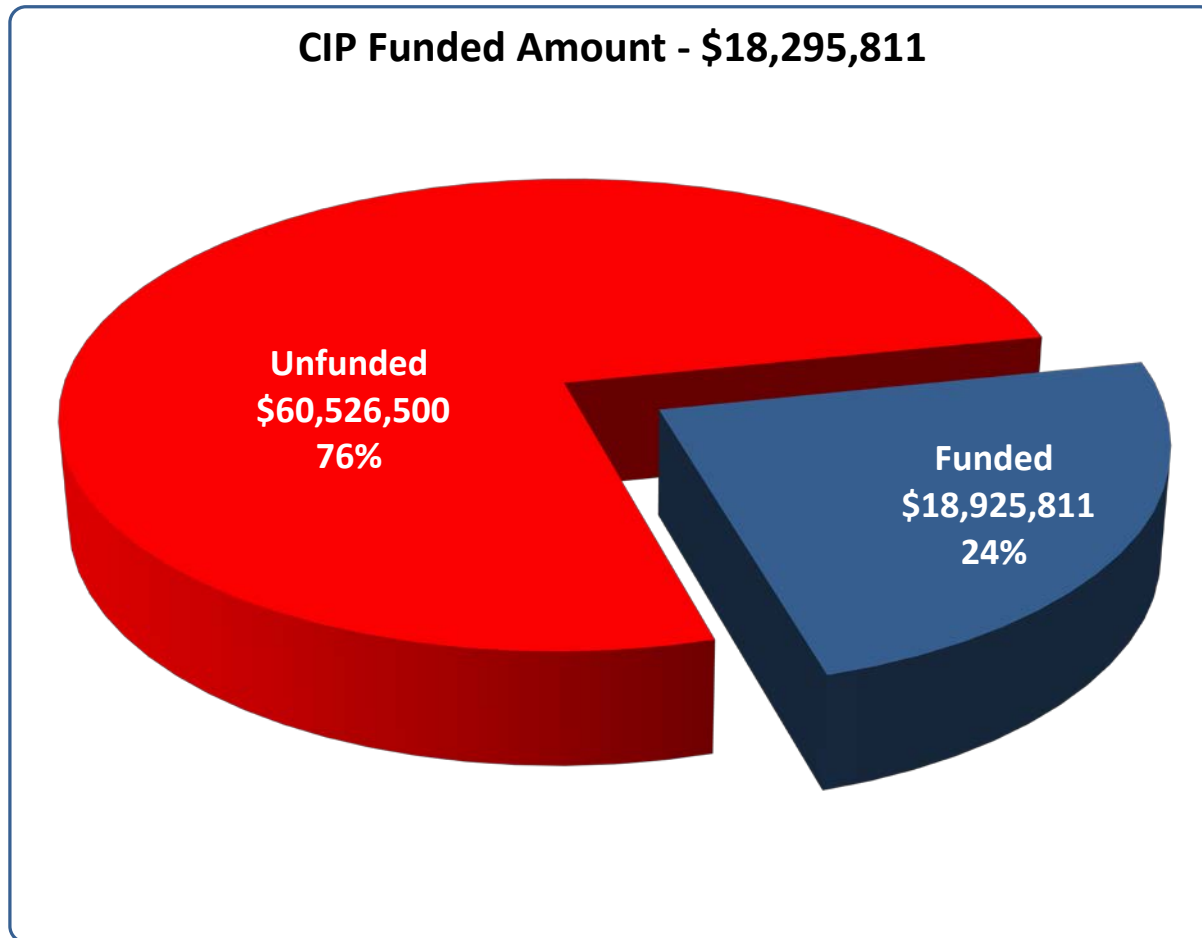
## Summary





# CAPITAL IMPROVEMENT PROJECTS

## Summary





# CAPITAL IMPROVEMENT PROJECTS

## Summary

