



JAN 30 2017

COA# 17-06

Bldg. Permit # _____

Certificate of Appropriateness Application

Building & Site Information

Address of the Site: 1011 Boston Ave Fort Pierce FL 34950

Parcel ID #: _____

Type of Designation: Contributing Non-contributing Site within the _____ Historic District

Individually Designated Site, City Commission Resolution No. _____

Property Owner/ Applicant Information

Property Owner(s)

Name(s): Kevin J Deese

Mailing Address: 1011 Boston Ave Fort Pierce FL 34950

Phone Number(s): 970-213-8258 Email: raisingsails@gmail.com

Applicant

Name(s): Kevin J Deese

Mailing Address: SAME

Phone Number(s): SAME Email: _____

Representative

Name(s): _____

Mailing Address: _____

Phone Number(s): _____ Email: _____

Property Owner(s) Acknowledgements:- This application will not be considered complete without the signature of all property owners of record, which shall serve as an acknowledgement of the submission of this application. The property owner's signature below shall also authorize the Applicant (if other than the property owner) and/or Representative to act in his/her behalf for the purposes of seeking approval for the application described herein. The undersigned consents to inspection and photographing of the subject property by the Historic Preservation staff for purposes of consideration of this Application and/or presentation to the Historic Preservation Board.

I / We, Kevin J Deese as Owner(s) of the subject property do hereby authorize the filing of this application on my/our behalf.

Kevin J Deese
Signature of Owner

27 JAN 17
Date

Description of Requested Work

Please indicate the type of work requested:

Fence

Shed

Door(s)

Roof

Window(s)

Signage

Shutter(s)

Porch

Rehabilitation

New Construction

Demolition

Relocation

Site Improvements (describe) replace old non-functioning windows with

Other (describe) NEW - CEI Estate Aluminum - navoi:
true applied wood grain finish

Please provide a detailed description of the proposed work to be performed:

remove three framed windows in kitchen and replace with
new wood looking aluminum Marvin windows.

Have other alterations been made to the site within the last 12 months? No Yes, _____

Will the proposed work require a Zoning Variance? No Yes, Code Section(s): _____

Application Requirements

\$10.00 Application fee

Site Plan with dimensions.

Architectural Drawings:

- Drawings should show all current and proposed floor plans and elevations, fences, walls, and any other landscape features.
- Drawings should indicate materials to be used.

emailed

Photos - One (1) color photograph of the main façade of the site and photographs of any areas affected by the proposed project.

Material(s) specifications and/or sample(s) sent brochure - Estate

Color samples. white

Demolition - Plans for what will be taking the demolished structure's place should be submitted.







**Strength, Style and Security
for your home and family**

Now available in
Clear Anodized finish

Sentinel

by  Impact Resistant
Windows & Doors



Why Sentinel Impact Resistant Windows and Doors?



Sentinel by CGI has received the prestigious 2011 Crystal Achievement Award.

An investment in hurricane impact resistant Sentinel Windows and Doors for your home or commercial property is a very wise decision. Sentinel Windows and Doors are manufactured and backed by CGI, founded in 1992 and one of the original pioneers in design and manufacture of high performance impact hurricane resistant windows and doors. CGI's reputation for building high quality windows and doors makes CGI's products the preferred choice of architects, developers, builders and homeowners wherever impact resistant windows and doors are required.

Sentinel's complete line of windows and doors are custom manufactured to enhance the aesthetics of every



architectural style while delivering protection from the most extreme weather conditions.

Sentinel Windows and Doors are the best choice to satisfy your window and door needs. Contact a Sentinel dealer today to learn more and see why an investment in Sentinel is the right decision and an outstanding value.

Selecting Sentinel as your window and door choice is also a smart investment for the following reasons:

- Sentinel impact resistant products increase the resale value of your property
- Sentinel impact products will lower your property insurance premiums in most instances
- Sentinel's laminated impact glass reduces energy requirements for heating and cooling your property
- Sentinel laminated impact glass provides improved security against intruders
- Sentinel's laminated glass eliminates up to 99% of UV ray damage to your interior furnishings
- Sentinel's laminated impact glass reduces outside noise transmission into the interior of your home or property

The Sentinel Advantage

by  Impact Resistant Windows & Doors

Up to 30% thicker aluminum extrusions

THEIRS
Thinner aluminum gauge provides less strength and sturdiness

SENTINEL
Up to 30% thicker aluminum extrusions for superior strength

Uneven sightlines



THEIRS
Difference in thickness of top and bottom sash construction is less aesthetically pleasing

Architecturally correct sightlines



SENTINEL
Matching top and bottom sash sightlines offer a high-end, symmetrical look to your home

Unightly protruding top rail



THEIRS
Protruding rail that detracts from appearance

Smooth flush appearance




SENTINEL
Better aesthetics with our flush design



THEIRS
Open L-frame design reduces structural integrity. Unightly foam pads capture dirt and tend to fall off or get removed



SENTINEL
Superior captured bottom rail u-frame design for improved strength and protection from water infiltration



SENTINEL
Triple weatherstripping at the sill creates superior energy efficient air and water infiltration protection



THEIRS
One row of weatherstripping. More likely to leak resulting in energy loss and water intrusion

Larger stainless steel fasteners



SENTINEL
CGI offers superior frame construction design because we fasten our frame corners using three #10-1 1/4 inch stainless steel fasteners



THEIRS
Smaller and fewer #8-1 inch screws provide less frame strength, product longevity and hurricane resistance

Hidden balances



SENTINEL
Features hidden balances for a cleaner, neater look (most sizes)

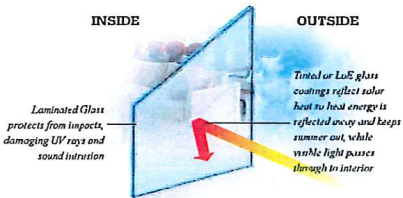



THEIRS
Exposed hardware detracts from appearance

Captured bottom rail

Triple Weatherstripping

Reduce energy costs with energy saving options.



Save on your heating and cooling bill by combining energy efficient glass choices including glass tints, LoE and insulated glass.

Combine the advantages of impact protection and energy savings with Sentinel windows and doors. Save on your heating and cooling bill by selecting from a wide variety of energy efficient glass choices including tinted glass, LoE coatings and insulated glass. Choose your glass type based on where you live and your budget. For example, tinted laminated glass may be the most cost effective impact resistant glazing option. Consider tinted laminated for warm climates such as Florida, the Caribbean, Hawaii, and coastal areas of South Carolina, Alabama, Mississippi, and Louisiana. If you are looking for higher performance glass options, laminated glass with a LoE coating or insulated laminated glass with a LoE coating are available. These high performance glass options are perfect for

cooler climates such as North Carolina, inland sections of South Carolina, Alabama, Mississippi and Louisiana, as well as anywhere required by local building codes. Please contact a Sentinel dealer for more information.

Easy Retrofit

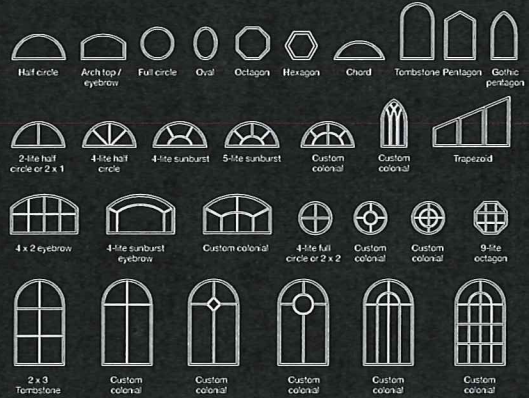

Sentinel is custom manufactured to exact sizes within our wide range of design parameters therefore reducing on-site construction costs. In addition, Sentinel's frame depth is designed for both new construction and replacement applications resulting in faster, less intrusive installations. Uniquely designed, Sentinel products are the best choice for your remodeling project. Improve the value, energy efficiency and aesthetics of your property by selecting Sentinel windows and doors.

Superior Warranty Coverage

Sentinel products are backed by our long standing comprehensive product warranty. Ask your local Sentinel dealer for details or visit our website at www.egjwindows.com




Choose from a number of beautiful designer configurations



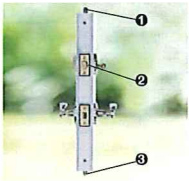
The closer you look, the better Sentinel looks



Egress Self Closing or Sweep Lock



Semi-Contoured Muntins



Three Point Locking System



Sliding Glass Door Mitered Corner

Super-View™ Screen



Our Super-View™ see-through screen material provides strong construction and clearer, unobstructed views. Our screens are constructed using a sturdy extruded frame design.

Sentinel Products Offer Many Customizable Choices

- Frame Color**
 - White ESP
 - Bronze ESP
- Glass Types**
 - Laminated
 - Insulated Laminated
- Glass Tints**
 - Clear
 - Gray
 - Dark Gray (Turtle code)
 - Bronze
 - Sedexa Green
 - Azuria Blue
 - White Interlayer
 - Mist (Pattern 62)
 - Rain
- Glass Coatings**
 - Energy Efficient LoE options
- Muntin/Grid Design**
 - Large assortment of muntin designs
- Single Hung**
 - Sash bottom rail mounted egress lock standard
 - Sash top rail mounted sweep lock option
 - Concealed head installation screws
 - Stainless steel fasteners standard
 - Extruded screen frame with Super-View™ screen mesh standard
- Horizontal Rolling Window**
 - Two & Three panel configurations OX, XO, XOX
 - Sash handle rail mounted egress lock standard
 - Sash interlock rail mounted sweep lock option
 - Concealed jamb anchors
 - Stainless steel fasteners standard
 - Extruded screen frame with Super-View™ screen mesh standard
- Casement**
 - Stainless steel operator standard
 - Stainless steel 4 bar hinges standard
 - Stainless steel fasteners
 - Extruded screen frame with Super-View™ screen mesh standard
- Project Out**
 - Stainless steel dual arm operator standard
 - Stainless steel 4 bar concealed hinges standard
 - Stainless steel fasteners
 - Extruded screen frame with Super-View™ screen mesh standard
- Sliding Glass Doors**
 - 2, 3 & 4 track configurations
 - Pocketing panel options
 - Exterior keyed security lock option
 - Stainless steel fasteners standard
 - Single & dual track extruded frame with Super-View™ screen