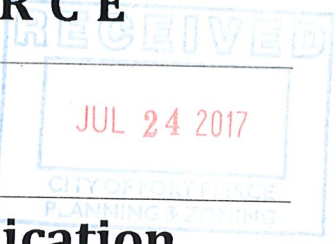




CITY OF FORT PIERCE

PLANNING DEPARTMENT

COMPREHENSIVE PLANNING ◊ DEVELOPMENT REVIEW
HISTORIC PRESERVATION ◊ URBAN DESIGN ◊ URBAN FORESTRY ◊ ZONING



Certificate of Appropriateness Application

Building & Site Information

Address of the Site: 218 N 2nd St. Ft. Pierce FL 34950
Parcel ID #: 2410-503-0044-000-9
Type of Designation: Contributing Non-contributing Site within the _____ Historic District
 Individually Designated Site, City Commission Resolution No. _____

Property Owner/ Applicant Information

Property Owner(s) Name(s): Noble Haus Holdings Dewayne Carter
Mailing Address: 218 N 2nd St Fort Pierce FL 34950
Phone Number(s): 772 282 8232 Email: _____
232

Applicant

Name(s): East Coast Aluminum
Mailing Address: 913 Edwards Rd. Ft. Pierce FL 34982
Phone Number(s): 772-464-7600 Email: ecapine@hotmail.com

Representative

Name(s): _____
Mailing Address: _____
Phone Number(s): _____ Email: _____

Property Owner(s) Acknowledgements: This application will not be considered complete without the signature of all property owners of record, which shall serve as an acknowledgement of the submission of this application. The property owner's signature below shall also authorize the Applicant (if other than the property owner) and/or Representative to act in his/her behalf for the purposes of seeking approval for the application described herein. The undersigned consents to inspection and photographing of the subject property by the Historic Preservation staff for purposes of consideration of this Application and/or presentation to the Historic Preservation Board.

I/ We, Dewayne Carter as Owner(s) of the subject property do hereby authorize the filing of this application on my/our behalf.
[Signature]
Signature of Owner
7-26-17
Date

Description of Requested Work

Please indicate the type of work requested:

- | | | | |
|---|---|--|-------------------------------------|
| <input type="checkbox"/> Fence | <input type="checkbox"/> Shed | <input type="checkbox"/> Door(s) | <input type="checkbox"/> Roof |
| <input type="checkbox"/> Window(s) | <input type="checkbox"/> Signage | <input checked="" type="checkbox"/> Shutter(s) | <input type="checkbox"/> Porch |
| <input type="checkbox"/> Rehabilitation | <input type="checkbox"/> New Construction | <input type="checkbox"/> Demolition | <input type="checkbox"/> Relocation |

Site Improvements (describe) _____

Other (describe) _____

Please provide a detailed description of the proposed work to be performed: Storm Panels and Accordions

.050 Storm Panels Front Entry 4 Header Top and Removable Bottom

.050 Storm Panels Direct Mount 4 windows 3 front windows 1 side window

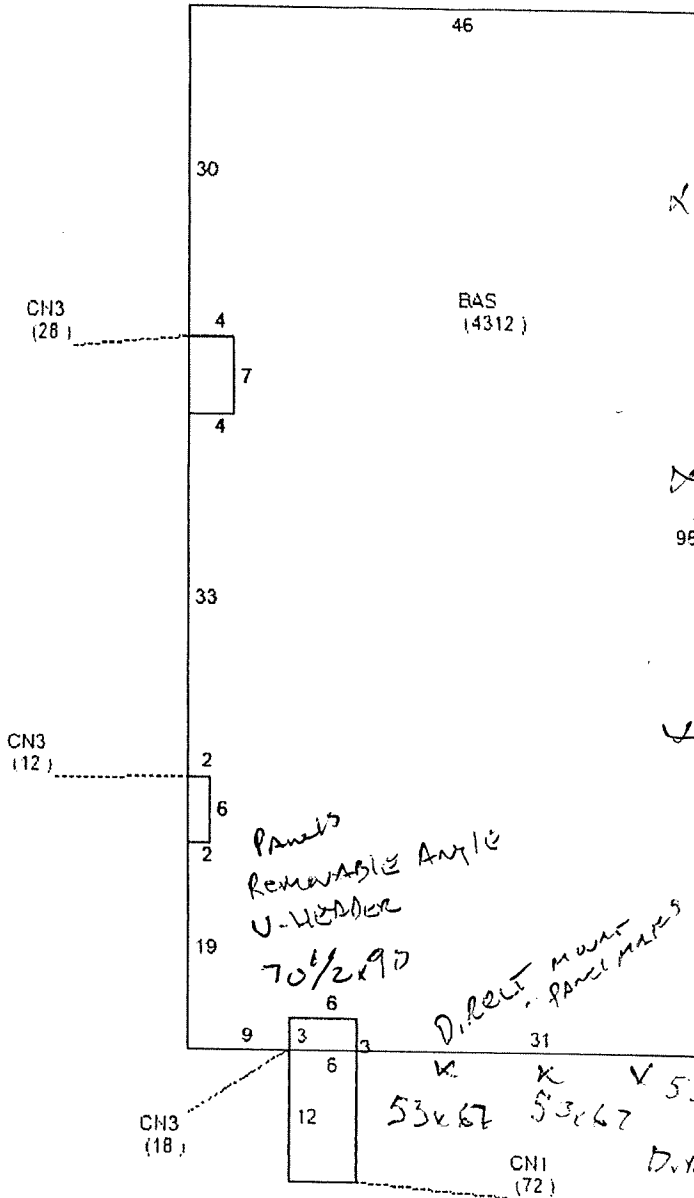
HV Accordion Storm Shutters on 3 Doors on South Side

Have other alterations been made to the site within the last 12 months? No Yes, _____

Will the proposed work require a Zoning Variance? No Yes, Code Section(s): _____

Application Requirements

- \$10.00 Application fee
 - Site Plan with dimensions.
 - Architectural Drawings:
 - > Drawings should show all current and proposed floor plans and elevations, fences, walls, and any other landscape features.
 - > Drawings should indicate materials to be used.
 - Photos - One (1) color photograph of the main façade of the site and photographs of any areas affected by the proposed project.
 - Material(s) specifications and/or sample(s)
 - Color samples. white
-
- Demolition - Plans for what will be taking the demolished structure's place should be submitted.



+ STACK ACCORDION
 12 1/4 x 8 1/4 FINIS SIZE
 acative Market
 ACCORDION
 11 1/2 x 8 1/4 FINIS SIZE
 ACCORDION
 12 1/4 x 8 1/4 FINIS SIZE
 53 x 67 DIRECT MOUNT
 PANEL MATTS
 53 x 67 DIRECT MOUNT
 PANEL MATTS
 53 x 67 DIRECT MOUNT
 PANEL MATTS

**EAST COAST ALUMINUM
 PRODUCTS, INC.**
 913 Edwards Road
 Fort Pierce, FL 34982
 (772) 464-7600 283-5650

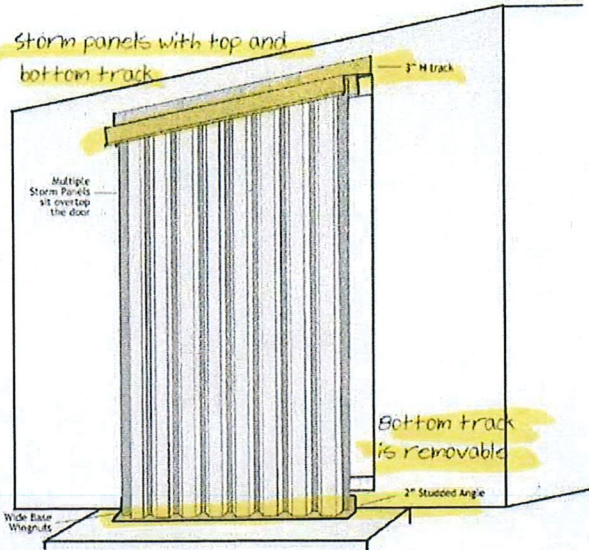
NOBIE HAUS INC
 218 N. 2ND ST
 FT. PIERCE





NOBLE HAUS, INC.
218 N. 2ND ST.
FT. PIERCE, FL

**EAST COAST ALUMINUM
PRODUCTS, INC.**
913 Edwards Road
Fort Pierce, FL 34982
(772) 464-7600 283-5650




(A)
 TOP HEADER +
 REMOVABLE BOTTOM
 TRACK AT FRONT
 ENTRY DOOR

Wall and Door Illustration Vertical Direct Mount

- Panels will sit flush against the wall.
- Uses a bolt and wingnut for application.
- Can Use Aluminum, Laminar, or Corbin.

114 22 1/2" Maximum Wingnut
 114 22 1/2" Minimum Wingnut


Overlapping Panels



(B)
 PANELMATES AS
 SHOWN ON 4
 WINDOWS

**EAST COAST ALUMINUM
 PRODUCTS, INC.**
 913 Edwards Road
 Fort Pierce, FL 34982
 (772) 464-7600 283-5650

ADDTEXT.COM



(B)

DIRECT MOUNT STORM
PANELS INSTALLED.

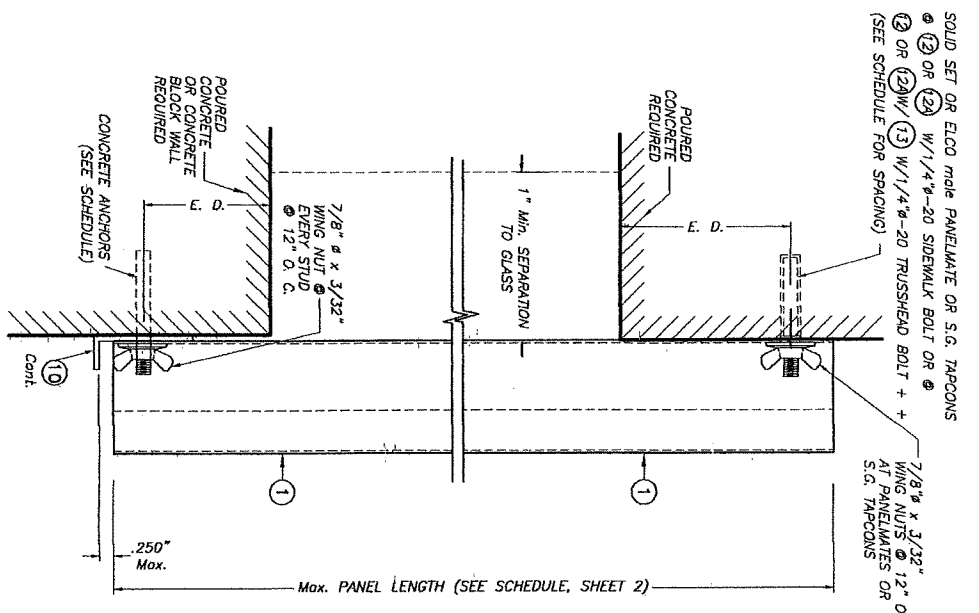
**EAST COAST ALUMINUM
PRODUCTS, INC.**
913 Edwards Road
Fort Pierce, FL 34982
(772) 464-7600 283-5650




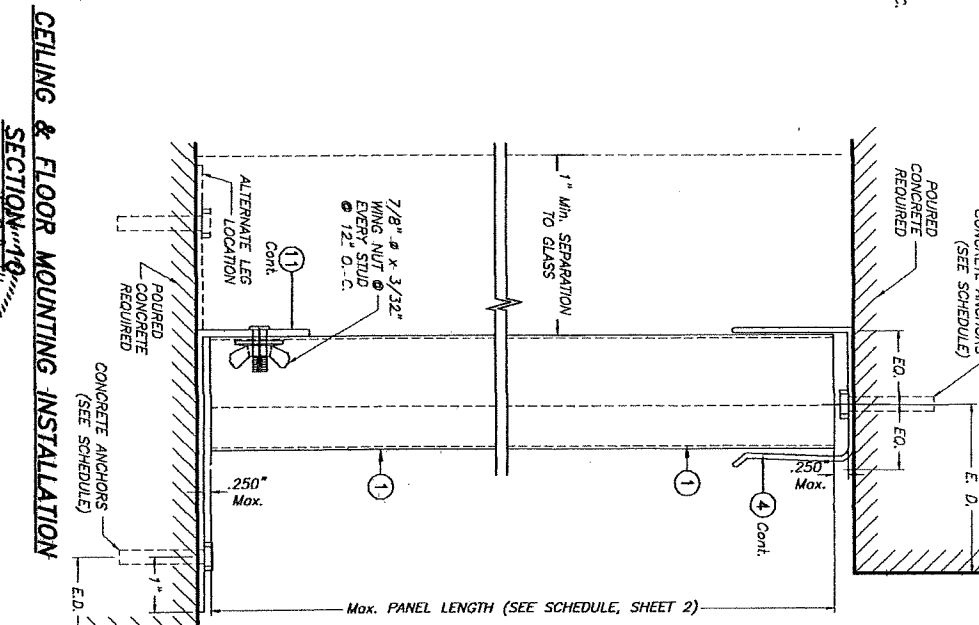
.050 Aluminum Storm Panels



HV ACCORDION Storm Shutters



SECTION 9
SCALE: 1/2" = 1"



2011 TILTECO, INC.
 TILTE TESTING & ENGINEERING COMPANY
 4268 WEST ROADS DRIVE
 WEST PALM BEACH, FL 33407
 PHONE: (561) 269-6222 FAX: (561) 961-1716
 WALTER A. TILT, JR., P.E.
 TILTECO, INC. 44129

FLORIDA BUILDING CODE (Non High Velocity Hurricane Zone)

0.0950" BERTHA ALUMINUM STORM PANEL (2.00" DEEP)

EASTERN METAL SUPPLY, INC.

4268 WEST ROADS DRIVE
WEST PALM BEACH, FL 33407
PHONE: (561) 269-6222 FAX: (561) 961-1716

NO.	REV.	DATE	BY	CHKD.
1		12/06/11		

11-221
DRAWING NO.

SHEET 6 OF 17

+ + SIDE WALK BOLTS ARE 3/4"x3/32" THICK
 HEAD MACHINE SCREW W/LENGTH AS PER NOTES A.2 & B.2 (SHEET 1)
 + + TRUSS HEAD BOLTS ARE 1/2"x1/8" THICK
 HEAD MACHINE SCREW W/LENGTH AS PER NOTES A.2 & B.2 (SHEET 1)

NOTE FOR COMBINATION OF SECTIONS:
 WALL/FLOOR/CEILING MOUNTING SECTIONS CAN BE COMBINED IN ANY WAY TO SUIT ANY INSTALLATION.

E. D. = EDGE DISTANCE
 (SEE SCHEDULE ON SHEETS 9 & 10 & 11)