



COA# 18-97

Bldg. Permit # _____

Certificate of Appropriateness Application

Building & Site Information

Address of the Site: 239 S. Indian River Drive, Fort Pierce FL

Parcel ID #: 2410-803-0005-000-5

Type of Designation: Contributing Non-contributing Site within the _____ Historic District
 Individually Designated Site, City Commission Resolution No. _____

Property Owner/ Applicant Information

Property Owner(s)

Name(s): Boston House of Fort Pierce LLC

Mailing Address: 3389 Sheridan St. #471, Hollywood FL 33021

Phone Number(s): 678-938-1542 Email: shellynjohn90@gmail.com

Applicant

Name(s): Firestone Construction Inc

Mailing Address: 2183 S. Brocksmith Rd Fort Pierce FL 34945

Phone Number(s): 772-216-9379 Email: firestone.const@gmail.com

Representative

Name(s): _____

Mailing Address: _____

Phone Number(s): _____ Email: _____

Property Owner(s) Acknowledgements:- This application will not be considered complete without the signature of all property owners of record, which shall serve as an acknowledgement of the submission of this application. The property owner's signature below shall also authorize the Applicant (if other than the property owner) and/or Representative to act in his/her behalf for the purposes of seeking approval for the application described herein. The undersigned consents to inspection and photographing of the subject property by the Historic Preservation staff for purposes of consideration of this Application and/or presentation to the Historic Preservation Board.

I / We, Martin Mohr - Manager of The Boston House LLC as Owner(s) of the subject property do hereby authorize the filing of this application on my/our behalf.

[Signature]
Signature of Owner

11-20-18
Date

Description of Requested Work

Please indicate the type of work requested:

- Fence Shed Door(s) Roof
- Window(s) Signage Shutter(s) Porch

- Rehabilitation New Construction Demolition Relocation

Site Improvements (describe) _____

Other (describe) _____

Please provide a detailed description of the proposed work to be performed: Replace existing windows with new white P61T Impact. Keep wood Trim on Exterior and wood Frame to keep the existing look All 4 windows

Have other alterations been made to the site within the last 12 months? No Yes, Roof

Will the proposed work require a Zoning Variance? No Yes, Code Section(s): _____

Application Requirements

- \$10.00 Application fee
- Site Plan with dimensions.
- Architectural Drawings:
 - Drawings should show all current and proposed floor plans and elevations, fences, walls, and any other landscape features.
 - Drawings should indicate materials to be used.
- Photos - One (1) color photograph of the main façade of the site and photographs of any areas affected by the proposed project.
- Material(s) specifications and/or sample(s)
- Color samples.
- Demolition - Plans for what will be taking the demolished structure's place should be submitted.

THE BOSTON H

06.18.2015



GENERAL NOTES: SERIES 5520
IMPACT RESISTANT, VINYL FIXED WINDOW

1) THIS PRODUCT HAS BEEN DESIGNED & TESTED TO COMPLY WITH THE REQUIREMENTS OF THE FLORIDA BUILDING CODE, INCLUDING THE HIGH VELOCITY HURRICANE ZONE (HVHZ). SHUTTERS ARE NOT REQUIRED WHEN USED IN WIND-BORNE DEBRIS REGIONS. FOR INSULATED GLASS INSTALLATIONS ABOVE 30" IN THE HVHZ, THE OUTBOARD LITE (CAP) MUST TEMPERED.

2) FOR MASONRY APPLICATIONS IN MIAMI-DADE COUNTY, USE ONLY MIAMI-DADE COUNTY APPROVED MASONRY ANCHORS. MATERIALS USED FOR ANCHOR EVALUATIONS WERE SOUTHERN PINE, ASTM C80 CONCRETE MASONRY UNITS AND CONCRETE WITH MIN. KSI PER ANCHOR TYPE.

3) ALL WOOD BUCKS LESS THAN 1-1/2" THICK ARE TO BE CONSIDERED 1X INSTALLATIONS. 1X WOOD BUCKS ARE OPTIONAL IF UNIT IS INSTALLED DIRECTLY TO SUBSTRATE. WOOD BUCKS DEPICTED AS 2X ARE 1-1/2" THICK OR GREATER. 1X AND 2X BUCKS (WHEN USED) SHALL BE DESIGNED TO PROPERLY TRANSFER LOADS TO THE STRUCTURE. WOOD BUCK DESIGN AND INSTALLATION IS THE RESPONSIBILITY OF THE ENGINEER, (EOR) OR ARCHITECT OF RECORD, (AOR).

4) ANCHOR EMBEDMENT TO BASE MATERIAL SHALL BE BEYOND WALL DRESSING OR STUCCO. USE ANCHORS OF SUFFICIENT LENGTH TO ACHIEVE EMBEDMENT. INSTALLATION ANCHORS SHOULD BE SEALED. OVERALL SEALING/FLASHING STRATEGY FOR WATER RESISTANCE OF INSTALLATION SHALL BE DONE BY OTHERS AND IS BEYOND THE SCOPE OF THESE INSTRUCTIONS.

5) MAX. 1/4" SHIMS ARE REQUIRED AT EACH ANCHOR LOCATION WHERE THE PRODUCT IS NOT FLUSH TO THE SUBSTRATE. USE SHIMS CAPABLE OF TRANSFERRING APPLIED LOADS. WOOD BUCKS, BY OTHERS, MUST BE SUFFICIENTLY ANCHORED TO RESIST LOADS IMPOSED ON THEM BY THE WINDOW.

6) DESIGN PRESSURES: A. NEGATIVE DESIGN LOADS BASED ON STRUCTURAL/CYCLE TEST PRESSURE, FRAME ANALYSIS AND GLASS PER ASTM E1900. B. POSITIVE DESIGN LOADS BASED ON WATER TEST PRESSURE, STRUCTURAL CYCLE TEST PRESSURE, FRAME ANALYSIS AND GLASS PER ASTM E1900. C. DESIGN LOADS ARE BASED ON ALLOWABLE STRESS DESIGN, ASD.

7) THE ANCHORAGE METHODS SHOWN HAVE BEEN DESIGNED TO RESIST THE WINDLOADS CORRESPONDING TO THE REQUIRED DESIGN PRESSURE. THE 33-1/3% STRESS INCREASE HAS NOT BEEN USED IN THE DESIGN OF THIS PRODUCT. THE 1.6 LOAD DURATION FACTOR WAS USED FOR THE EVALUATION OF ANCHORS INTO WOOD. ANCHORS THAT COME INTO CONTACT WITH OTHER DISSIMILAR MATERIALS SHALL MEET THE REQUIREMENTS OF THE FLORIDA BUILDING CODE FOR CORROSION RESISTANCE.

8) METAL SUBSTRATE TO MEET MIN. STRENGTH AND THICKNESS REQUIREMENTS PER CURRENT FLORIDA BUILDING CODE AND TO BE REVIEWED BY THE AUTHORITY HAVING JURISDICTION.

9) REFERENCES: TEST REPORTS FTL-7897; ELCO ULTRACON NOA; ELCO CRETEFLEX NOA; ELCO AGGREGATOR NOA; ENERGI WINDOW AND DOOR PROFILES, LTD WHITE & BRONZE/LIGHTER SHADES OF CAP COATED PVC EXTRUSION NOAS; NATIONAL DESIGN SPECIFICATION FOR WOOD CONSTRUCTION, ANSI/APA NDS & ALUMINUM DESIGN MANUAL

10) "PVB" = .090 TROSIFOL® PVB BY KURARAY AMERICA, INC.
 "SG" = .090 SENTRYGLAS® INTERLAYER BY KURARAY AMERICA, INC.

VISIBLE LIGHT FORMULAS

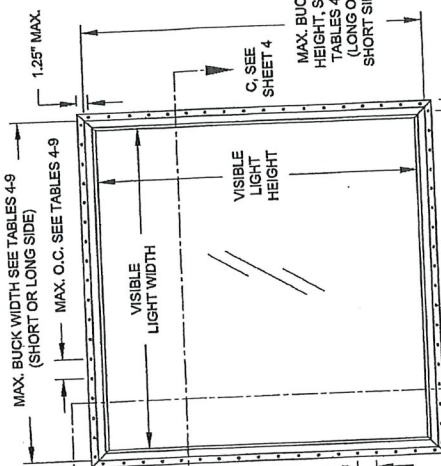
WIDTH: BUCK WIDTH - 4-3/16"
 HEIGHT: BUCK HEIGHT - 4-3/16"

CODES / STANDARDS USED:

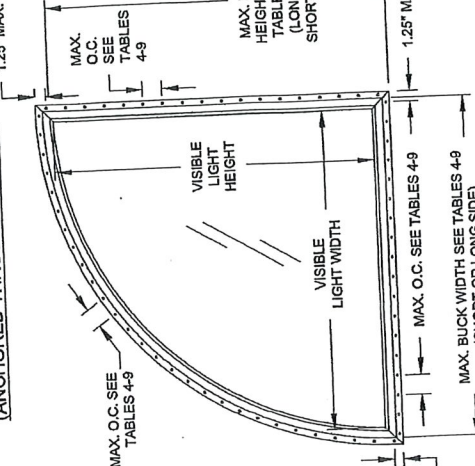
- 2017 FLORIDA BUILDING CODE (FBC), 6TH EDITION
- 2014 FLORIDA BUILDING CODE (FBC), 5TH EDITION
- ASTM E1300-09
- ANSIAF&PA NDS-2015 FOR WOOD CONSTRUCTION
- ALUMINUM DESIGN MANUAL, ADM-2015
- AISI S100-12
- AISC 360-10

GENERAL NOTES

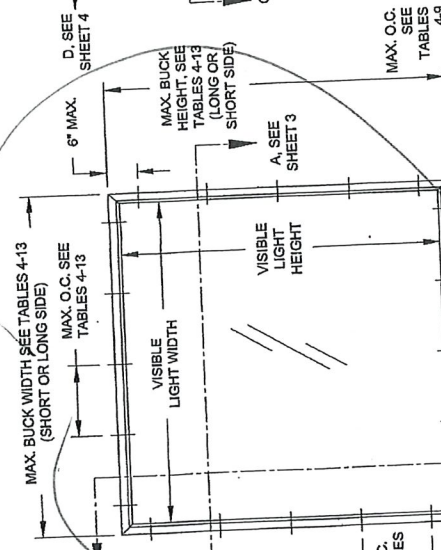
1	ELEVATIONS	1
1	FRAME, GLASS & ANCHOR	1
2	OPTIONS	2
3	INSTALLATION, FLANGE & EQUAL LEG.	3
4	INSTALLATION, INTEGRAL FIN & J-CHANNEL	4
5	GLAZING DETAILS	5
6-10	DESIGN PRESSURES	6-10
11	BOM & ASSEMBLY	11



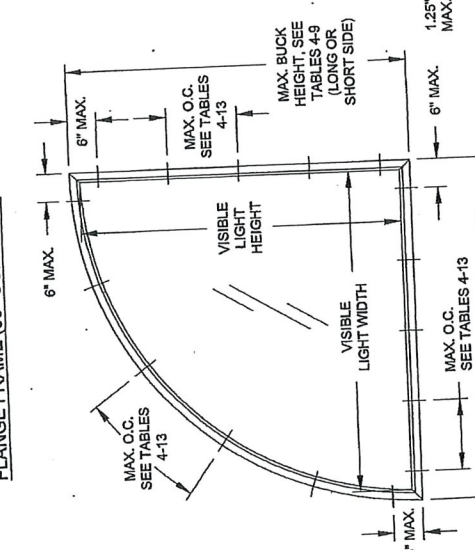
TYP. INTEGRAL FIN & J-CHANNEL FRAME (90° CORNERS)
 (ANCHORED THROUGH NAIL FIN)



TYP. EQUAL-LEG/BOX & FLANGE FRAME (CURVED OR ANGLED CORNERS)
 (ANCHORED THROUGH NAIL FIN)



TYP. EQUAL-LEG/BOX & FLANGE FRAME (90° CORNERS)



TYP. INTEGRAL FIN & J-CHANNEL FRAME (CURVED OR ANGLED CORNERS)
 (ANCHORED THROUGH NAIL FIN)

IMPACT RATING
 LARGE & SMALL MISSILE IMPACT RESISTANT

DESIGN PRESSURE RATING
 VARIES PER GLASS TYPE, SEE TABLES 4-13, SHEETS 6-10

MAX. BUCK WIDTH SEE TABLES 4-9 (SHORT OR LONG SIDE)

MAX. BUCK HEIGHT, SEE TABLES 4-9 (LONG OR SHORT SIDE)

MAX. O.C. SEE TABLES 4-9

MAX. BUCK WIDTH SEE TABLES 4-13 (SHORT OR LONG SIDE)

MAX. BUCK HEIGHT, SEE TABLES 4-13 (LONG OR SHORT SIDE)

MAX. O.C. SEE TABLES 4-13

MAX. BUCK WIDTH SEE TABLES 4-9 (SHORT OR LONG SIDE)

MAX. BUCK HEIGHT, SEE TABLES 4-9 (LONG OR SHORT SIDE)

MAX. O.C. SEE TABLES 4-9

MAX. BUCK WIDTH SEE TABLES 4-13 (SHORT OR LONG SIDE)

MAX. BUCK HEIGHT, SEE TABLES 4-13 (LONG OR SHORT SIDE)

MAX. O.C. SEE TABLES 4-13

PRODUCT REVISED
 Building Code
 Expiration Date: **12-06-14 09**
 By: **M. M. M. M.**
 Miami Trade Product Control

JR - 06/06/17 - UPDATED
 ANCHORAGE TO FBC 2017.

1070 TECHNOLOGY DRIVE
 N. VENICE, FL 34275
 (941) 480-1600

COPYRIGHT © 2017 PGT INDUSTRIES, INC.
 ALL RIGHTS RESERVED

9/9/14

VINYL FIXED WINDOW NOA (L&MS)

GENERAL NOTES & ELEVATION

ANTHONY LYNN MILLER
 LICENSE
 No. 58705
 STATE OF FLORIDA
 PROFESSIONAL ENGINEER

A. LYNN MILLER, P.E.
 P.E.# 58705