



FORT PIERCE POLICE DEPARTMENT

In Honor We Serve

Administrative Division
Payroll, Budgeting, Off-Duty Details

Police Benevolent Association (PBA)

Annual Increase 4.5%

Housing Allowance of \$250/month or \$3,000/ year

Officers living in the City of Fort Pierce in years 1-10 of employment

K-9 Pay Allowance of \$450 / month

International Union of Police Associations (IUPA)

Annual Increase 4.5%



Housing Allowance of \$250/month or \$3,000/ year

Officers living in the City of Fort Pierce in years 1-10 of employment

K-9 Pay Allowance of \$450 / month

Negotiated items - Ratified 04/04/2019

Commission Approved 05/06/2019





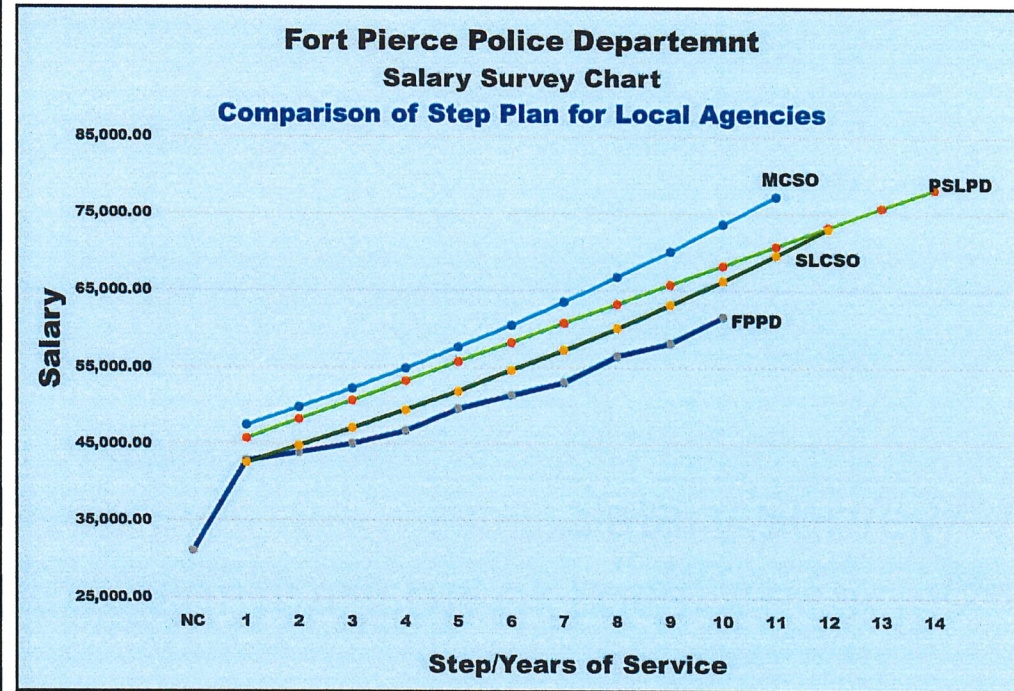
FORT PIERCE POLICE DEPARTMENT

In Honor We Serve

Salary Survey/ Comparison of Local Agencies

Salary Survey: Comparison of Step Plan for Local Agencies

Step	PSLPD	FPPD	SLCSO	MCSO
NC		31,200.00		
1	45,800.00	42,802.00	42,500.00	47,476.80
2	48,300.00	43,886.00	44,811.00	49,850.64
3	50,800.00	45,042.00	47,131.00	52,343.17
4	53,300.00	46,760.00	49,488.00	54,960.33
5	55,800.00	49,706.00	51,962.40	57,708.35
6	58,300.00	51,407.00	54,680.00	60,593.76
7	60,800.00	53,109.00	57,288.00	63,623.45
8	63,300.00	56,511.00	60,152.00	66,804.63
9	65,800.00	58,213.00	63,160.02	70,144.86
10	68,300.00	61,615.00	66,318.02	73,652.10
11	70,800.00	3%	69,633.92	77,334.70
12	73,300.00		73,115.62	
13	75,800.00			
14	78,300.00			



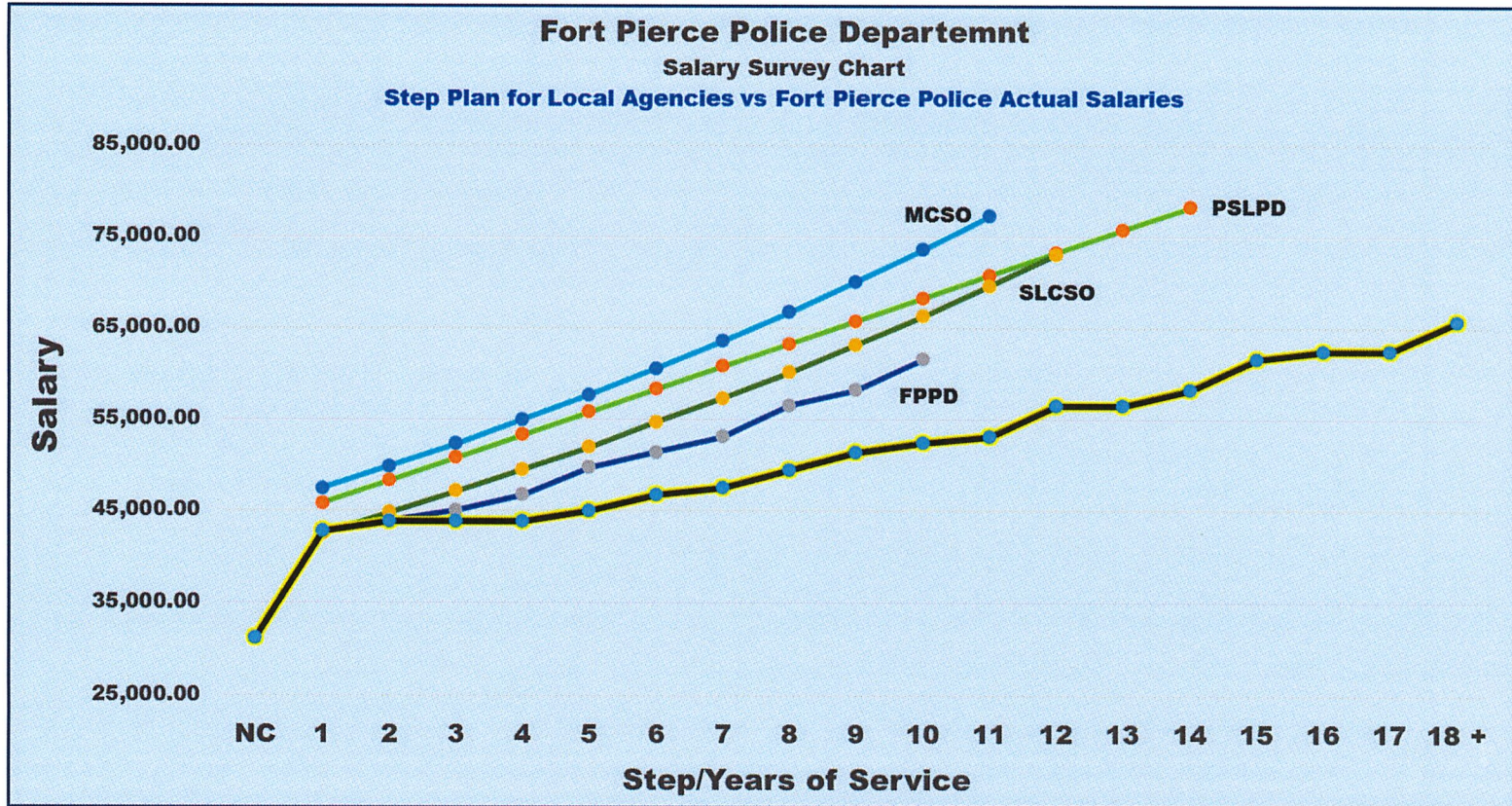




FORT PIERCE POLICE DEPARTMENT

In Honor We Serve

Salary Survey/
Step Plan of Local Agencies vs FPPD Actual Salaries



Port St Lucie Police Department Salaries 2019

9	\$61,200.00	9	\$61,200.00	9	\$62,200.00	9	\$65,000.00
10	\$63,600.00	10	\$63,600.00	10	\$64,700.00	10	\$67,500.00
11	\$66,000.00	11	\$66,000.00	11	\$67,200.00	11	\$70,000.00
12	\$68,400.00	12	\$68,400.00	12	\$69,700.00	12	\$72,500.00
13	\$70,800.00	13	\$70,800.00	13	\$73,200.00	13	\$75,000.00

Step	2017-2018	Step	FY 2018-2019	Step	FY 2019-2020	Step	FY 2020-2021
------	-----------	------	--------------	------	--------------	------	--------------

(effective on anniversary date)

1	\$45,000.00	1	\$45,800.00	1	\$46,000.00	1	\$48,500.00
2	\$47,500.00	2	\$48,300.00	2	\$48,500.00	2	\$51,000.00
3	\$50,000.00	3	\$50,800.00	3	\$51,000.00	3	\$53,500.00
4	\$52,500.00	4	\$53,300.00	4	\$53,500.00	4	\$56,000.00
5	\$55,000.00	5	\$55,800.00	5	\$56,000.00	5	\$58,500.00
6	\$57,500.00	6	\$58,300.00	6	\$58,500.00	6	\$61,000.00
7	\$60,000.00	7	\$60,800.00	7	\$61,000.00	7	\$63,500.00
8	\$62,500.00	8	\$63,300.00	8	\$63,500.00	8	\$66,000.00
9	\$65,000.00	9	\$65,800.00	9	\$66,000.00	9	\$68,500.00
10	\$67,500.00	10	\$68,300.00	10	\$68,500.00	10	\$71,000.00
11	\$70,000.00	11	\$70,800.00	11	\$71,000.00	11	\$73,500.00
12	\$72,500.00	12	\$73,300.00	12	\$73,500.00	12	\$76,000.00
13	\$75,000.00	13	\$75,800.00	13	\$76,000.00	13	\$78,500.00
		14	\$78,300.00	14	\$78,500.00	14	\$81,000.00
				15	\$81,000.00	15	\$83,500.00

Saint Lucie County Sheriff's Office Salaries 2019

2018-2019 PROPOSED SALARY MATRIX - NON EXEMPT
 BASED ON 24 PAY PERIODS - 2080.08 HRS PER FISCAL YEAR.

		10/1/2018			10/1/2018			10/1/2013			10/1/2018			10/1/2018			10/1/2018		
		SALARY	SM	HOURLY	SALARY	SM	HOURLY	SALARY	SM	HOURLY	SALARY	SM	HOURLY	SALARY	SM	HOURLY	SALARY	SM	HOURLY
11	C	27,770.00	1,157.08	13.3504	29,006.00	1,208.58	13.9447	30,244.00	1,260.17	14.5398	31,486.00	1,311.92	15.1369	32,746.00	1,364.42	15.7427	34,055.84	1,418.99	16.3724
14	CU	32,509.00	1,354.54	15.6287	34,088.00	1,420.33	16.3878	35,688.00	1,487.00	17.1570	37,253.00	1,552.21	17.9094	39,142.00	1,630.92	18.8175	40,707.66	1,696.15	19.5702
15-1	C	34,802.00	1,441.75	16.6349	36,286.00	1,511.92	17.4445	37,972.00	1,582.17	18.2551	39,661.00	1,652.54	19.0671	41,355.00	1,723.13	19.8814	43,059.00	1,794.13	20.7006
15-2	C	36,228.00	1,509.50	17.4166	37,992.00	1,583.00	18.2647	39,758.00	1,656.58	19.1137	41,527.00	1,730.29	19.9641	43,301.00	1,804.21	20.8170	45,115.00	1,879.79	21.6891
15-3	C	37,936.00	1,580.67	18.2376	39,784.00	1,657.67	19.1262	41,634.00	1,734.75	20.0156	43,486.00	1,811.92	20.9059	45,344.00	1,889.33	21.7992	47,278.00	1,969.92	22.7289
17	C	39,237.00	1,634.88	18.8632	41,152.00	1,714.67	19.7839	43,069.00	1,794.54	20.7055	44,990.00	1,874.58	21.6290	46,915.00	1,954.79	22.5544	48,845.00	2,035.21	23.4823
17-1	C	39,237.00	1,634.88	18.8632	41,152.00	1,714.67	19.7839	43,069.00	1,794.54	20.7055	44,990.00	1,874.58	21.6290	46,915.00	1,954.79	22.5544	48,845.00	2,035.21	23.4823
17-2	C	41,094.00	1,712.25	19.7560	43,080.00	1,795.00	20.7107	45,090.00	1,878.75	21.6771	47,123.00	1,963.46	22.6544	49,139.00	2,047.46	23.6236	51,160.00	2,131.67	24.5952
17-3	C	43,046.00	1,793.58	20.6944	45,126.00	1,880.25	21.6944	47,253.00	1,968.88	22.7169	49,362.00	2,056.75	23.7308	51,475.00	2,144.79	24.7466	53,592.00	2,233.00	25.7644
18	S	42,500.00	1,770.83	20.4319	44,811.00	1,867.13	21.5429	47,131.00	1,963.79	22.8583	49,488.00	2,062.00	23.7914	51,952.40	2,165.10	24.9810	54,680.00	2,278.33	26.2875
18	CU	41,801.00	1,741.71	20.0959	43,845.00	1,826.88	21.0785	45,847.00	1,910.29	22.0410	47,895.00	1,995.63	23.0256	49,987.00	2,082.79	24.0313	52,001.00	2,166.71	24.9995
20	C	48,123.00	2,005.13	23.1352	50,388.00	2,099.50	24.2241	52,660.00	2,194.17	25.3163	54,935.00	2,288.96	26.4100	57,215.00	2,383.96	27.5062	59,503.60	2,479.32	28.6064
20	1C	33,780.00	1,407.50	16.2398	35,664.00	1,486.00	17.1455	37,550.00	1,564.58	18.0522	39,440.00	1,643.33	18.9608	41,334.00	1,722.25	19.8714	43,232.00	1,801.33	20.7838
20	2C	48,281.00	2,011.71	23.2111	50,215.00	2,092.29	24.1409	52,223.60	2,175.98	25.1065	54,312.54	2,263.02	26.1108	56,485.05	2,353.54	27.1552	58,744.45	2,447.69	28.2414
20	3C	56,213.00	2,342.21	27.0244	58,647.00	2,443.63	28.1946	61,173.00	2,548.88	29.4090	63,619.92	2,650.83	30.5853	66,164.72	2,756.86	31.8087	68,812.00	2,867.17	33.0814
		10/1/2018			10/1/2018			10/1/2018			10/1/2018			10/1/2018			10/1/2018		
		SALARY	SM	HOURLY	SALARY	SM	HOURLY	SALARY	SM	HOURLY	SALARY	SM	HOURLY	SALARY	SM	HOURLY	SALARY	SM	HOURLY
11	C	35,419.00	1,475.79	17.0277	36,835.76	1,534.82	17.7088	38,309.19	1,596.22	18.4172	39,841.56	1,660.06	19.1539	41,450.00	1,727.08	19.9271	43,108.00	1,796.17	20.7242
14	CU	42,337.00	1,764.04	20.3535	44,030.48	1,834.60	21.1677	45,791.70	1,907.99	22.0144	47,624.00	1,984.33	22.8953	49,543.00	2,064.29	23.8178	51,524.72	2,146.86	24.7705
15-1	C	44,782.00	1,865.92	21.5290	46,573.28	1,940.55	22.3901	48,436.21	2,018.18	23.2857	50,374.00	2,098.92	24.2173	52,404.00	2,183.50	25.1933	54,499.00	2,270.79	26.2004
15-2	C	46,919.60	1,954.98	22.5566	48,797.00	2,033.21	23.4592	50,746.88	2,114.54	24.3976	52,778.84	2,199.12	25.3735	54,905.00	2,287.71	26.3956	57,101.20	2,379.22	27.4514
15-3	C	49,169.12	2,048.71	23.6381	51,137.00	2,130.71	24.5842	53,182.48	2,215.94	25.5675	55,309.78	2,304.57	26.5902	57,537.00	2,397.38	27.6610	59,838.48	2,493.27	28.7674
17	C	50,798.80	2,116.62	24.4216	52,830.75	2,201.28	25.3984	54,945.00	2,289.38	26.4148	57,142.80	2,380.95	27.4714	59,443.00	2,476.79	28.5773	61,820.72	2,575.86	29.7204
17-1	C	50,798.80	2,116.62	24.4216	52,830.75	2,201.28	25.3984	54,943.98	2,289.33	26.4144	57,141.74	2,380.91	27.4709	59,427.41	2,476.14	28.5698	61,804.51	2,575.19	29.7126
17-2	C	53,207.00	2,216.96	25.5793	55,336.00	2,305.67	26.6028	57,549.44	2,397.89	27.6669	59,851.42	2,493.81	28.7736	62,260.00	2,594.17	29.9315	64,750.40	2,697.93	31.1288
17-3	C	55,735.68	2,322.32	26.7950	57,966.00	2,415.25	27.8672	60,284.64	2,511.86	28.9819	62,696.03	2,612.33	30.1412	65,219.00	2,717.46	31.3541	67,827.76	2,826.16	32.6082
18	S	57,288.00	2,387.00	27.5412	60,152.40	2,506.35	28.9183	63,160.02	2,631.87	30.3642	66,318.02	2,763.25	31.8824	69,633.92	2,901.41	33.4766	73,115.62	3,046.48	35.1504
18	CU	54,081.04	2,253.38	25.9995	56,245.00	2,343.54	27.0398	58,495.00	2,437.29	28.1215	60,834.80	2,534.78	29.2464	63,268.19	2,636.17	30.4152	65,814.00	2,742.25	31.6401
20	C	61,974.00	2,582.25	29.7940	64,360.00	2,681.67	30.9411	66,935.00	2,788.96	32.1791	69,612.40	2,900.52	33.4662	72,411.00	3,017.13	34.8116	75,308.00	3,137.83	36.2044
20	1C	45,134.00	1,880.58	21.6982	47,040.00	1,960.00	22.8145	48,950.00	2,039.58	23.5327	50,908.00	2,121.17	24.4741	52,959.00	2,206.63	25.4601	55,077.36	2,294.89	26.4785
20	2C	61,095.00	2,545.63	29.3715	63,538.80	2,647.45	30.5463	66,081.00	2,753.38	31.7685	68,724.24	2,863.51	33.0392	71,488.00	2,978.67	34.3679	74,347.52	3,097.81	35.7426
20	3C	71,565.00	2,981.88	34.4049	74,427.60	3,101.15	35.7811	77,404.70	3,225.20	37.2124	80,500.89	3,354.20	38.7009	83,736.00	3,489.00	40.2561	87,085.44	3,628.56	41.8664

Martin County Sheriff's Office Salaries 2019

ARTICLE 30

WAGES

Section 1

Effective October 1, 2018 and continuing thereafter through September 30, 2019, the parties recognize the Step Pay Plans identified in Section 2.

Section 2

DEPUTY SHERIFF

		STEP 6	\$60,593.76
STEP 1	\$47,476.80	STEP 7	\$63,623.45
STEP 2	\$49,850.64	STEP 8	\$66,804.63
STEP 3	\$52,343.17	STEP 9	\$70,144.86
STEP 4	\$54,960.33	STEP 10	\$73,652.10
STEP 5	\$57,708.35	STEP 11	\$77,334.70

SERGEANT

STEP 1	\$65,652.00	STEP 5	\$79,800.42
STEP 2	\$68,934.60	STEP 6	\$83,790.44
STEP 3	\$72,381.33	STEP 7	\$87,979.96
STEP 4	\$76,000.40		

Section 3

On October 1, 2018, bargaining unit members on the Deputy Sheriff scale who are on Steps 1 through 11, will remain on their current step. Those members that are on Step 12 will move to Step 11.

Section 4

On their (FY18/19) anniversary date, bargaining unit members who receive a satisfactory evaluation, will be advanced to the next step identified in the Step Pay Plan.

Fort Pierce Police Department Salaries 2019

STEP PLAN		3% Step
STEPS	FY 2017	FY 2018
N/C	\$31,200	<u>\$31,200</u>
1	\$41,758	<u>\$42,802</u>
2	\$42,259	<u>\$43,886</u>
3	\$42,816	<u>\$45,042</u>
4	\$43,943	<u>\$46,760</u>
5	\$45,619	<u>\$49,706</u>
6	\$47,296	<u>\$51,407</u>
7	\$48,972	<u>\$53,109</u>
8	\$50,647	<u>\$56,511</u>
9	\$52,324	<u>\$58,213</u>
10	\$54,000	<u>\$61,615</u>
11	\$55,676	<u>3%</u>
12	\$57,353	<u>3%</u>
13	\$59,028	<u>3%</u>
14	\$60,704	<u>3%</u>
15+	3%	<u>3%</u>

NC=Non-Certified