

CITY OF FORT PIERCE

CONFERENCE AGENDA

Conference Agenda Meeting - Monday, July 8, 2019 - 9:00 a.m.

City Hall - Commission Chambers, 100 North U.S. #1, Fort Pierce, Florida

1. **Call to Order**
2. **Pledge of Allegiance**
3. **Roll Call**
4. Proposed FY 2019-2020 General Fund Budget, FPRA Budget and Enterprise Fund Budgets
5. Parks Advisory Committee Kayak Park Naming Discussion
6. **COMMENTS FROM THE PUBLIC**

Any person who wishes to comment on any subject may be heard at this time. Please limit your comments to three (3) minutes or less, as directed by the Mayor, as this section of the Agenda is limited to thirty minutes. The City Commission will not be able to take any official actions under Comments from the Public. Speakers will address the Mayor, Commissioners, and the Public with respect. Inappropriate language will not be tolerated.
7. **Adjournment**

In accordance with the Americans with Disabilities Act and Section 286.26, Florida Statutes, persons with disabilities needing special accommodation to participate in this meeting should contact the City Clerk's Office at (772) 467-3065 at least 48 hours prior to the meeting.

City Commission Conference Agenda

4.

Meeting Date: 07/08/2019

Re: Proposed FY19/20 Budget

Submitted For: Nick Mimms, City Manager, City Manager

SUBJECT:

Proposed FY 2019-2020 General Fund Budget, FPRA Budget and Enterprise Fund Budgets

Attachments

Memo from Finance Director
Proposed FY 2019/2020 Operating Budget
Projected Changes in Categories
Capital Improvement Plan FY19 thru FY20
FPPD Arrests by Zip Code
School Resources Officer Program Update
Police Dept. Comparative Take Home Analysis

Form Review

Form Started By: Jennifer Robinson
Final Approval Date: 07/03/2019

Started On: 07/03/2019 03:22 PM



TO : Mayor and City Commissioners

FROM : Johnna S. Morris, Director of Finance

THRU : Nick Mimms, City Manager

RE : **Proposed General Fund FY 2020 Budget Transmittal Letter**

DATE : June 25, 2019

Presented is the proposed General Fund Budget of \$42,294,972 for FY 2020, which is \$3,385,359 more than last fiscal year. The budget is prepared to ensure that the ongoing operations of the City can be carried out and financed for the said period. A balanced budget is presented in order for the City to provide the customary level of services that the community has come to expect

The significant elements that formulate the budget of General Fund are as follows:

1. The estimated taxable value of property for operating purposes, from the DR-420 certified by the Property Appraiser, is \$2,548,947,723, a 6.8% increase. The budget as presented is using the current millage rate of 6.9000. The current millage rate and taxable value will generate \$16,794,365 or \$1,133,357 more than FY 2019.
2. To balance the budget \$327,950 is being appropriated from unrestricted fund balance. Also included, is a \$600,000 appropriation from restricted fund balance. This appropriation was designated from FY 2019 for capital expenditures, with \$400,000 for capital improvement projects and \$200,000 for the inter-fund loan payment.
3. An appropriation of \$600,000 is restricted to fund capital expenditures in FY 2021.
4. Included are 3.0% pay increases for all employees, bargaining, non-bargaining and police; \$331,316.



5. A net 3 employees were added to General Fund's roster; 1 Special Projects Coordinator in the City Manager's Office and 2 Part-time TRAM Operators in Leisure Services; \$92,286.
6. The retirement contribution rate decreased 0.22% for general members and 0.01% for police officers.
7. The insurance premiums for health coverage increased 0.7%; as proposed it is absorbed by the City, with no increase to the employees.
8. There is a 4.5% premium increase in dental coverage; this will be the first rate change in 7 years.
9. \$2,445,000 is budgeted for capital projects: \$1,500,000 Infrastructure Sales Tax Projects, \$300,000 Parking Garage, \$300,000 Road Improvements, \$90,000 Police Body Cams, \$100,000 Police Capital and \$155,000 Network Infrastructure.
10. There is no transfer to FPRA this fiscal year.

A comparison of the expenditures from 2019 to 2020 is displayed in the chart below.

Category	Fiscal 2019	Fiscal 2020	Difference
Personnel Services	22,791,138	23,821,095	1,029,957
Operating Expenses	10,332,678	10,521,046	188,368
Capital Outlay	831,000	2,445,000	1,614,000
Grants & Aids	255,000	255,000	0
Non-Oper. Transfer	4,699,797	5,252,831	553,034
Totals	38,909,613	42,294,972	3,385,359



As discussed, we considered using the roll back rate, as well as increasing the millage rate.

Using the roll back rate, 6.4360, results in a \$900,000 decrease in revenue as compared to the existing millage rate, and would eliminate all raises and police vehicle leasing, as well as necessitate implementing a hiring freeze. The cost of doing business has increased tremendously during the last decade, yet our proposed General Fund budget is still below the budget of FY 2008/09.

When considering an increase to the millage rate, it would benefit the City and allow for some of the previously discussed improvements; however, an increase of 0.35 mills to 7.2500 or greater is needed for these changes. The 7.2500 would garner \$578,774 additional revenue (making an allowance for the current use of fund balance).



FY 2019//2020
PROPOSED OPERATING BUDGET
Budget Workshop
July 8, 2019



THE SUNRISE CITY
FORT PIERCE
Florida

Proposed Budget for Fiscal Year 2019/20
GENERAL FUND - REVENUE DETAIL

	2016/17 Actual	2017/18 Actual	2018/19 Approved	2019/20 Proposed
<u>Taxes</u>				
311 10 Current Ad Valorem	\$ 14,690,422	\$ 15,686,319	\$ 16,485,272	\$ 17,678,279
311 15 Ad Valorem Adjustment Amount	(699,544)	(746,968)	(824,264)	(883,914)
311 20 Delinquent Ad Valorem	(17,481)	178,690	35,000	35,000
312 31 Local Option Gas Tax	1,201,054	1,249,176	1,200,000	1,200,000
312 32 New Local Option Gas Tax	858,022	880,242	825,000	850,000
314 10 Public Service Electricity	2,188,303	2,152,850	2,000,000	2,100,000
314 11 Electricity FPL	429,636	436,398	400,000	425,000
314 20 Telecommunications Tax	1,215,948	1,270,519	1,215,000	1,225,000
314 30 Public Service Water	480,359	472,577	425,000	450,000
319 10 Misc. Taxes	616	643	0	500
Total Taxes	\$ 20,347,336	\$ 21,580,447	\$ 21,761,008	\$ 23,079,865
<u>Licenses and Permits</u>				
321 20 Occupational Licenses	\$ 257,429	\$ 347,273	\$ 275,000	\$ 275,000
323 10 Planning & Zoning Fees	42,421	71,638	40,000	45,000
323 30 Amendments	39,653	104,988	25,000	25,000
323 60 Sign Fees	5,265	5,545	5,000	5,000
323 90 Miscellaneous	32,718	63,550	25,000	30,000
329 10 Animal Licenses	9,323	11,947	8,000	9,000
329 20 Lot Clearing Permits	442	582	1,000	1,000
329 92 Vendor Permit/Application Fees	700	1,275	1,500	1,500
329 93 Vendor Permit Fees	783	1,875	1,000	1,500
329 99 Other Licenses/Permits	2,230	2,063	1,500	2,000
Total Licenses and Permits	\$ 390,963	\$ 610,736	\$ 383,000	\$ 395,000
<u>Intergovernmental Revenues</u>				
331 50 Disaster Relief/Federal	\$ 0	\$ 2,169,941	\$ 0	\$ 0
334 50 Disaster Relief/State	0	133,063	0	0
334 90 Physical Environment/State	10,922	0	0	0
335 12 State Revenue Sharing	1,392,722	1,445,623	1,350,000	1,400,000
335 13 Half Cent Sales Tax	1,776,224	1,898,973	1,750,000	1,800,000

Proposed Budget for Fiscal Year 2019/20
GENERAL FUND - REVENUE DETAIL

	2016/17 Actual	2017/18 Actual	2018/19 Approved	2019/20 Proposed
<u>Intergovernmental Revenues contd.</u>				
335 14 Mobile Home License	37,548	45,579	35,000	40,000
335 15 Beverage License	47,214	45,403	38,000	40,000
335 16 Infrastructure Sales Tax	0	0	0	1,500,000
335 22 Casualty Premium Tax	329,933	367,113	300,000	350,000
335 41 Fuel Tax Refund	53,834	56,434	55,000	55,000
338 20 County Shared Occup. License	53,045	43,427	50,000	45,000
339 10 Payments in Lieu of Tax-Hsg Auth	95,979	73,672	21,000	65,000
Total Intergovernmental Rev.	\$ 3,797,422	\$ 6,279,227	\$ 3,599,000	\$ 5,295,000
<u>Charges for Services</u>				
341 30 Sale Maps and Publications	\$ 25	\$ 0	\$ 100	\$ 100
341 40 Certified Copying & Rec Search	26,552	39,767	25,000	25,000
341 41 Reproduction-City Hall	8,832	8,122	10,500	10,000
341 42 Application Fee	18,059	19,857	15,000	17,500
341 90 Investigative Surcharge	29,126	31,602	25,000	30,000
341 91 Jury Duty and Fees	71	84	100	100
341 92 Qualifying Fees	220	1,154	0	500
341 93 Data Processing Services	25	0	100	100
343 91 Lot Clearing-Admin. Charge	7,377	9,360	8,000	8,000
343 92 Rotation Towing-Admin. Charge	24,325	10,050	25,000	25,000
344 50 Parking Fines	14,035	31,779	20,000	30,000
344 51 Traffic Fines	0	30,071	20,000	30,000
347 40 Community Center/Bus. Social	66,138	77,490	60,000	70,000
347 42 Comm. Center Special Events	28,355	26,700	30,000	30,000
347 44 Comm. Center Rental Fees	28,259	27,213	28,000	28,000
347 48 Comm. Center Events	17,295	21,121	17,500	18,000
347 49 Comm. Center Insurance & Other	6,344	7,918	6,500	7,000
347 92 Youth Activity Funds	10,482	40,430	40,000	40,000
Total Charges for Services	\$ 285,520	\$ 382,717	\$ 330,800	\$ 369,300
<u>Fines and Forfeitures</u>				
351 10 Court Fines	\$ 45,189	\$ 5,666	\$ 45,000	\$ 20,000
351 30 Police Education	7,010	6,092	8,500	7,000
354 10 Alarm Permit Violations	13,165	150,842	50,000	100,000

Proposed Budget for Fiscal Year 2019/20
GENERAL FUND - REVENUE DETAIL

	2016/17 Actual	2017/18 Actual	2018/19 Approved	2019/20 Proposed
<u>Fines and Forfeitures contd.</u>				
354 20 License Penalties	10,159	7,337	10,000	10,000
354 30 Animal Control	6,879	8,728	7,500	7,500
354 50 Property Code Violations	106,736	333,471	125,000	150,000
Total Fines & Forfeitures	\$ 189,139	\$ 512,137	\$ 246,000	\$ 294,500
<u>Miscellaneous Revenues</u>				
361 10 Interest on Investments	\$ 91,067	\$ 47,759	\$ 60,000	\$ 60,000
361 33 Other Interest Earnings	66,344	275,025	30,000	30,000
362 11 Anchor Carwash	1,203	0	1,440	0
362 13 Rent - Little Jim	24,567	25,168	24,894	25,000
362 14 Rent - Old City Hall	27,412	27,412	0	0
362 15 Misc. Rental	2,782	3,034	2,000	2,500
363 10 Liens	12,961	14,644	10,000	10,000
363 30 Demolition Liens	0	0	0	0
363 40 Lot Clearing	6,223	17,797	5,000	5,000
363 50 Interest on Assessments	53	21	100	100
363 60 Emergency Repair Liens	3,073	15,005	2,500	3,000
364 41 Sale of Surplus Equipment	1,762	0	0	0
366 90 Other Contributions/Donations	295,333	133,751	500	500
367 00 Gain/Loss on Sale of Investments	(1,270)	(298)	5,000	5,000
369 31 Reimbursement of Expenditures	55,121	135,893	125,000	125,000
369 32 Purchasing Card Rebate	55,570	52,051	50,000	50,000
369 34 Wellness Program	1,650	2,588	1,500	1,800
<i>Reimbursement Contractual Services</i>				
369 43 Community Dev. Block Grant	37,598	0	0	0
369 44 Utilities Authority	459,916	0	0	0
369 45 Stormwater	537,448	494,226	700,000	700,000
369 46 Golf Course	33,000	33,000	33,000	33,000
369 47 Sunrise Theatre	33,000	33,000	33,000	33,000
369 49 Accidents	0	0	2,500	2,500
369 50 Other Misc Revenues	2,881	4,117	5,000	5,000

Proposed Budget for Fiscal Year 2019/20
GENERAL FUND - REVENUE DETAIL

	2016/17 Actual	2017/18 Actual	2018/19 Approved	2019/20 Proposed
Miscellaneous Revenues contd.				
<i>Administrative Reimbursement</i>				
369 51 Ft. Pierce Redevelopment Agcy	125,000	125,000	145,000	145,000
369 52 Marina	45,000	45,000	45,000	45,000
369 53 Solid Waste	80,000	80,000	80,000	80,000
369 54 Utilities Authority	0	2,435	0	0
369 55 Retirement & Benefit System	143,000	150,000	160,000	164,800
369 59 Police Department/Detail Work	68,470	69,218	60,000	65,000
369 61 Building Department	120,340	115,000	115,000	115,000
<i>Other Miscellaneous Reimbursements</i>				
369 57 St. Lucie County	13,712	13,930	15,000	15,000
369 60 State of Florida	458,586	478,621	475,000	475,000
369 71 Keep Ft. Pierce Beautiful	8,357	16,000	15,000	15,000
369 85 Settlement of Claims	112,871	43,821	25,000	35,000
369 90 Other Misc. Revenues	35,638	3,553	5,000	5,000
Total Miscellaneous Revenues	\$ 2,958,668	\$ 2,456,770	\$ 2,231,434	\$ 2,251,200
Interfund Transfers				
381 04 Transfer from Construction Fund	\$ 283,500	\$ 0	\$ 0	\$ 0
381 23 Transfer from Special Revenue	0	0	0	0
381 89 Restricted Fund	78,931	79,779	300,000	400,000
381 91 FPRA Debt Services	2,627,870	2,783,938	2,660,947	3,071,056
381 92 Debt Service Fund	3,472,464	0	0	0
Total Interfund Transfers	\$ 6,462,765	\$ 2,863,717	\$ 2,960,947	\$ 3,471,056
Contribution from Enterprise Funds				
382 10 Electricity	\$ 4,024,362	\$ 3,889,934	\$ 4,037,550	\$ 4,043,580
382 20 Water	930,600	1,012,680	990,072	1,046,790
382 30 Gas	251,100	256,840	255,561	266,358
382 40 Sewer	746,850	796,260	768,120	878,700
382 41 UA Other	15,873	182,931	31,212	32,673
382 50 Solid Waste Transfer	660,609	860,925	800,000	865,000
382 55 Golf Course Transfer	7,000	7,000	28,000	28,000
382 60 Marina Transfer	250,000	250,000	250,000	250,000
382 90 Building Department	0	5,277	0	0
Total Contribution from Enterprise	\$ 6,886,394	\$ 7,261,847	\$ 7,160,515	\$ 7,411,101

Proposed Budget for Fiscal Year 2019/20
GENERAL FUND - REVENUE DETAIL

	2016/17 Actual	2017/18 Actual	2018/19 Approved	2019/20 Proposed
<u>Installment Purchases</u>				
383 00 Loan Proceeds	\$ 0	\$ 0	\$ 0	\$ 0
383 10 Capital Lease Proceeds	54,373	1,865,490	0	0
Total Installment Purchases	\$ 54,373	\$ 1,865,490	\$ 0	\$ 0
Total Revenue	\$ 41,372,580	\$ 43,813,087	\$ 38,672,704	\$ 42,567,022
Appropriated Fund Balance	(917,322)	(2,915,014)	836,909	327,950
Restricted Revenue	(400,000)	(400,000)	(600,000)	(600,000)
Unrestricted Fund Balance	0	0	0	0
TOTAL GENERAL FUND RESOURCES	\$ 40,055,258	\$ 40,498,073	\$ 38,909,613	\$ 42,294,972

Proposed Budget for Fiscal Year 2019/20
PERSONNEL SERVICES COST BY DEPARTMENT/DIVISION

Department/Division	2019 Funded Positions	2020 Funded Positions	Salaries	Overtime	FICA	Retirement	Life/Health Insurance	Dental Insurance	Workers' Comp	Total
General Fund										
10 00 City Commission	5	5	\$136,626	\$0	\$12,058	\$17,278	\$42,960	\$2,134	\$478	\$211,534
13 00 City Manager	7	8	575,472	0	44,345	96,507	83,887	5,017	1,808	807,034
14 00 City Attorney	4	4	439,613	0	33,952	73,723	51,908	3,458	1,495	604,149
16 00 City Clerk	4	4	216,678	0	16,897	36,337	43,989	2,605	693	317,200
22 00 Human Resources	5	5	266,022	0	20,672	35,723	44,058	3,372	851	370,700
24 00 Finance	10	10	589,904	6,000	45,908	99,933	107,632	7,023	1,907	858,307
25 00 Information Technology	8	8	450,659	15,000	35,944	78,091	95,893	5,765	1,490	682,843
26 00 Purchasing	4	4	207,085	0	15,842	34,728	26,953	1,385	663	286,656
29 01 Planning	6	6	359,888	0	27,853	60,353	59,087	3,040	1,152	511,372
29 03 Code Enforcement	13	12	445,257	10,000	35,148	76,347	108,299	5,847	11,868	692,766
30 00 Police (Combined)	161	161	8,630,384	571,000	703,906	1,076,751	1,677,582	97,747	343,287	13,100,656
40 00 Public Works (Combined)	63	65	2,395,081	75,076	188,967	352,186	656,275	39,061	94,248	3,800,894
44 00 Engineering	8	8	562,503	5,000	44,057	95,170	108,847	6,015	9,393	830,985
45 04 Riverwalk Center	5	7	181,876	0	13,914	30,501	31,821	1,644	3,111	262,866
60 00 Administrative	0	0	0	0	0	350,000	133,134	0	0	483,134
General Fund Total	303	307	\$15,457,048	\$682,076	\$1,239,462	\$2,513,627	\$3,272,325	\$184,114	\$472,442	\$23,821,095

Proposed Budget for Fiscal Year 2019/20
GENERAL FUND - SUMMARY OF EXPENDITURES BY DEPARTMENT

		2016/17 Actual	2017/18 Actual	2018/19 Approved	2019/20 Proposed
<u>City Commission</u>					
10 00	Personnel Services	\$ 185,899	\$ 198,363	\$ 206,106	\$ 211,534
	Operating Expense	45,096	51,684	40,500	54,050
	Capital Outlay	5,594	0	0	0
		\$ 236,589	\$ 250,047	\$ 246,606	\$ 265,584
<u>City Manager</u>					
13 00	Personnel Services	\$ 479,918	\$ 500,256	\$ 679,725	\$ 807,034
	Operating Expense	68,570	70,341	88,175	93,068
	Capital Outlay	4,304	0	0	0
		\$ 552,792	\$ 570,597	\$ 767,900	\$ 900,102
<u>City Attorney</u>					
14 00	Personnel Services	\$ 546,105	\$ 556,748	\$ 578,864	\$ 604,149
	Operating Expense	66,993	157,467	89,000	89,000
	Capital Outlay	0	0	0	0
		\$ 613,098	\$ 714,215	\$ 667,864	\$ 693,149
<u>City Clerk</u>					
16 00	Personnel Services	\$ 272,288	\$ 269,632	\$ 290,653	\$ 317,200
	Operating Expense	55,956	38,743	33,115	33,115
	Capital Outlay	974	0	0	0
		\$ 329,217	\$ 308,375	\$ 323,768	\$ 350,315

Proposed Budget for Fiscal Year 2019/20
GENERAL FUND - SUMMARY OF EXPENDITURES BY DEPARTMENT

		2016/17 Actual	2017/18 Actual	2018/19 Approved	2019/20 Proposed
<u>Human Resources</u>					
22 00	Personnel Services	\$ 386,805	\$ 438,348	\$ 362,854	\$ 370,700
	Operating Expense	63,915	109,195	72,878	72,878
	Capital Outlay	0	0	0	0
		\$ 450,721	\$ 547,543	\$ 435,732	\$ 443,578
<u>Finance</u>					
24 00	Personnel Services	\$ 725,882	\$ 811,992	\$ 833,102	\$ 858,307
	Operating Expense	32,682	39,879	52,800	52,800
	Capital Outlay	0	0	0	0
		\$ 758,564	\$ 851,871	\$ 885,902	\$ 911,107
<u>Information Technology</u>					
25 00	Personnel Services	\$ 482,653	\$ 601,766	\$ 651,390	\$ 682,843
	Operating Expense	399,763	490,985	533,150	552,350
	Capital Outlay	6,594	4,795	6,000	20,000
		\$ 889,010	\$ 1,097,546	\$ 1,190,540	\$ 1,255,193
<u>Purchasing</u>					
26 00	Personnel Services	\$ 258,704	\$ 206,230	\$ 293,976	\$ 286,656
	Operating Expense	17,887	30,699	28,762	28,762
	Capital Outlay	4,817	0	0	0
		\$ 281,408	\$ 236,929	\$ 322,738	\$ 315,418
<u>Planning</u>					
29 01	Personnel Services	\$ 426,708	\$ 422,278	\$ 465,559	\$ 511,372
	Operating Expense	38,631	61,094	101,400	99,400
	Capital Outlay	990	808	0	0
		\$ 466,329	\$ 484,179	\$ 566,959	\$ 610,772

Proposed Budget for Fiscal Year 2019/20
GENERAL FUND - SUMMARY OF EXPENDITURES BY DEPARTMENT

		2016/17 Actual	2017/18 Actual	2018/19 Approved	2019/20 Proposed
<u>Community Response/Code Enforcement</u>					
29 03	Personnel Services	\$ 547,250	\$ 644,219	\$ 720,127	\$ 692,766
	Operating Expense	315,817	508,300	337,085	386,885
	Capital Outlay	1,331	542	0	0
		\$ 864,398	\$ 1,153,061	\$ 1,057,212	\$ 1,079,651
<u>Police</u>					
Combined	Personnel Services	\$ 12,029,716	\$ 12,393,560	\$ 12,554,248	\$ 13,100,656
	Operating Expense	1,556,198	1,548,363	1,721,405	1,565,036
	Capital Outlay	163,833	360,044	0	100,000
		\$ 13,749,748	\$ 14,301,967	\$ 14,275,653	\$ 14,765,692
<u>Public Works/Director</u>					
40 02	Personnel Services	\$ 65,906	\$ 81,056	\$ 63,252	\$ 57,459
	Operating Expense	22,033	39,783	35,000	35,000
	Capital Outlay	0	10,627	0	0
		\$ 87,938	\$ 131,465	\$ 98,252	\$ 92,459
<u>Public Works/Fleet Maintenance</u>					
40 03	Personnel Services	\$ 567,651	\$ 571,654	\$ 551,437	\$ 678,211
	Operating Expense	31,673	24,005	33,950	30,450
	Capital Outlay	0	0	0	0
		\$ 599,324	\$ 595,659	\$ 585,387	\$ 708,661
<u>Public Works/Facilities Maintenance</u>					
40 04	Personnel Services	\$ 623,715	\$ 611,050	\$ 655,603	\$ 667,671
	Operating Expense	472,694	505,128	365,750	362,250
	Capital Outlay	0	26,777	0	0
		\$ 1,096,409	\$ 1,142,955	\$ 1,021,353	\$ 1,029,921

Proposed Budget for Fiscal Year 2019/20
GENERAL FUND - SUMMARY OF EXPENDITURES BY DEPARTMENT

		2016/17 Actual	2017/18 Actual	2018/19 Approved	2019/20 Proposed
<u>Public Works/Parks & Grounds</u>					
40 05	Personnel Services	\$ 1,336,138	\$ 1,346,289	\$ 1,385,814	\$ 1,353,910
	Operating Expense	708,366	760,927	757,200	805,700
	Capital Outlay	5,750	14,469	0	0
		<u>\$ 2,050,255</u>	<u>\$ 2,121,685</u>	<u>\$ 2,143,014</u>	<u>\$ 2,159,610</u>
<u>Public Works/Streets & Drainage</u>					
40 06	Personnel Services	\$ 992,192	\$ 916,740	\$ 973,219	\$ 1,043,643
	Operating Expense	962,238	1,140,209	811,450	771,950
	Capital Outlay	3,425	0	0	0
		<u>\$ 1,957,855</u>	<u>\$ 2,056,949</u>	<u>\$ 1,784,669</u>	<u>\$ 1,815,593</u>
<u>Engineering</u>					
44 00	Personnel Services	\$ 746,021	\$ 784,962	\$ 822,081	\$ 830,985
	Operating Expense	363,771	232,567	471,630	470,430
	Capital Outlay	777	100	0	0
		<u>\$ 1,110,569</u>	<u>\$ 1,017,629</u>	<u>\$ 1,293,711</u>	<u>\$ 1,301,415</u>
<u>Riverwalk Center</u>					
45 04	Personnel Services	\$ 118,447	\$ 123,646	\$ 231,786	\$ 262,866
	Operating Expense	54,660	213,728	98,250	108,250
	Capital Outlay	0	0	0	0
		<u>\$ 173,107</u>	<u>\$ 337,374</u>	<u>\$ 330,036</u>	<u>\$ 371,116</u>

Proposed Budget for Fiscal Year 2019/20
GENERAL FUND - SUMMARY OF EXPENDITURES BY DEPARTMENT

		2016/17	2017/18	2018/19	2019/20
		Actual	Actual	Approved	Proposed
<u>Administrative</u>					
60 00	Personnel Services	\$ 464,384	\$ 483,253	\$ 471,342	\$ 483,134
	Operating Expense	4,106,393	4,572,778	4,661,178	4,909,672
	Capital Outlay	3,120,931	2,310,241	825,000	2,325,000
	Grants and Aid	254,396	268,441	255,000	255,000
	Non-Oper. Transfer	5,866,782	4,942,000	4,699,797	5,252,831
		<u>\$ 13,812,885</u>	<u>\$ 12,576,714</u>	<u>\$ 10,912,317</u>	<u>\$ 13,225,637</u>
 <u>All Departments</u>					
	Personnel Services	\$ 21,256,382	\$ 21,962,040	\$ 22,791,138	\$ 23,821,095
	Operating Expense	9,383,334	10,595,874	10,332,678	10,521,046
	Capital Outlay	3,319,321	2,728,403	831,000	2,445,000
	Grants and Aid	254,396	268,441	255,000	255,000
	Non-Oper. Transfer	5,866,782	4,942,000	4,699,797	5,252,831
		<u>\$ 40,080,215</u>	<u>\$ 40,496,759</u>	<u>\$ 38,909,613</u>	<u>\$ 42,294,972</u>
TOTAL GENERAL FUND EXPENDITURES					

Proposed Budget for Fiscal Year 2019/20

Fund Title: General		Department:		City Commission	
Fund/Division Number: 1000		Division:			
	2016/17 Actual	2017/18 Actual	2018/19 Approved	2019/20 Proposed	
<u>Budgeted Staffing Level</u>					
Mayor/Commissioner	1	1	1	1	
Commissioners	4	4	4	4	
Total Budgeted Staffing Level	<u>5</u>	<u>5</u>	<u>5</u>	<u>5</u>	
	2016/17 Actual	2017/18 Actual	2018/19 Approved	2019/20 Proposed	
<u>Personnel Services</u>					
1010 Salaries and Wages-Mayor	\$ 0	\$ 31,668	\$ 32,618	\$ 33,598	
1010 Salaries and Wages-Commissioners	119,121	97,094	100,007	103,028	
1030 Accrued Compensation	0	0	0	0	
2010 FICA	10,406	11,114	11,752	12,058	
2020 Retirement Contributions	14,039	16,846	16,991	17,278	
2030 Life & Health Insurance	39,674	39,169	42,390	42,960	
2035 Dental Insurance	2,176	2,042	2,042	2,134	
2040 Workers' Compensation	483	429	305	478	
Total Personnel Services	<u>\$ 185,899</u>	<u>\$ 198,363</u>	<u>\$ 206,106</u>	<u>\$ 211,534</u>	
<u>Operating Expense</u>					
4010 Car Allowance	\$ 20,695	\$ 21,000	\$ 21,000	\$ 21,000	
4030 Conferences	13,801	17,139	7,500	20,000	
4110 Communications	7,057	11,382	9,000	10,000	
4120 Freight and Postage	34	5	400	100	
4710 Reproduction	239	0	250	250	
4810 Advertising	465	465	1,000	500	
4990 Miscellaneous Expense	1,295	1,061	350	1,500	
5110 Office Supplies	1,311	431	500	500	
5410 Books, Pubs, Subscriptions & Mbrshp	200	200	500	200	
Total Operating Expense	<u>\$ 45,096</u>	<u>\$ 51,684</u>	<u>\$ 40,500</u>	<u>\$ 54,050</u>	
<u>Capital Outlay</u>					
6410 Office Equipment & Machinery	\$ 5,594	\$ 0	\$ 0	\$ 0	
Total Capital Outlay	<u>\$ 5,594</u>	<u>\$ 0</u>	<u>\$ 0</u>	<u>\$ 0</u>	
TOTAL APPROPRIATIONS	<u>\$ 236,589</u>	<u>\$ 250,047</u>	<u>\$ 246,606</u>	<u>\$ 265,584</u>	

Proposed Budget for Fiscal Year 2019/20

Fund Title: General	Department: City Manager	
Fund/Division Number: 1300	Division:	

	2016/17 Actual	2017/18 Actual	2018/19 Approved	2019/20 Proposed
<u>Budgeted Staffing Level</u>				
City Manager	1	1	1	1
Executive Assist/City Manager	1	1	1	1
Communication & Marketing Manager	0	1	1	1
Risk Manager	0	0	1	1
Special Projects Coordinator	0	0	0	1
Marketing Specialist	1	1	1	1
Administrative Assistant	0	1	1	1
Risk Management Admin. Specialist	0	0	1	1
Executive Assistant	1	0	0	0
Deputy City Manager	1	0	0	0
Total Budgeted Staffing Level	<u>5</u>	<u>5</u>	<u>7</u>	<u>8</u>

	2016/17 Actual	2017/18 Actual	2018/19 Approved	2019/20 Proposed
<u>Personnel Services</u>				
1010 Salaries and Wages	\$ 341,335	\$ 351,465	\$ 474,613	\$ 569,472
1030 Accrued Compensation	5,649	4,550	6,000	6,000
1040 Overtime	1,088	0	0	0
2010 FICA Taxes	24,810	25,131	37,088	44,345
2020 Retirement Contributions	51,950	61,657	81,656	96,507
2030 Life & Health Insurance	50,552	53,055	74,891	83,887
2035 Dental Insurance	3,228	3,227	4,372	5,017
2040 Workers' Compensation	1,307	1,172	1,105	1,808
Total Personnel Services	<u>\$ 479,918</u>	<u>\$ 500,256</u>	<u>\$ 679,725</u>	<u>\$ 807,034</u>

<u>Operating Expense</u>				
4010 Car Allowance	\$ 4,200	\$ 4,200	\$ 4,200	\$ 4,200
4020 Travel and Education	4,354	5,269	8,000	13,000
4030 Conferences	5,335	4,755	0	0
4110 Communications	7,174	9,174	8,000	8,000
4120 Freight and Postage	589	640	600	600
4410 Equipment Rental	3,990	2,945	4,700	5,700
4420 Vehicle	0	70	0	0
4650 Repairs & Maint. Service/Vehicle	383	0	400	0
4651 Vehicle Parts	0	678	0	200
4660 Equipment Maintenance	499	0	500	500

Proposed Budget for Fiscal Year 2019/20

Fund Title: General		Department:		City Manager	
Fund/Division Number: 1300		Division:			
		2016/17	2017/18	2018/19	2019/20
		Actual	Actual	Approved	Proposed
<u>Operating Expense contd.</u>					
4675	Software Maintenance	2,031	2,793	2,200	2,793
4710	Reproduction	1,500	0	0	0
4720	Outside Printing	2,869	4,569	4,700	4,700
4810	Advertising	18,263	18,766	30,000	30,000
4990	Miscellaneous Expense	5,482	6,544	7,000	5,500
4990	Misc. Expense/Special Events	0	0	5,000	5,000
5110	Office Supplies	4,424	4,251	5,000	5,000
5120	EDP Supplies	1,050	33	0	0
5150	Misc. Equipment Expense	319	324	0	0
5210	Gas & Oil	335	318	675	675
5250	Uniforms	492	457	700	700
5410	Books, Pubs, Subscriptions & Mbrshp	5,280	4,554	6,500	6,500
	Total Operating Expense	\$ 68,570	\$ 70,341	\$ 88,175	\$ 93,068
<u>Capital Outlay</u>					
6410	Office Equipment & Machinery	\$ 4,304	\$ 0	\$ 0	\$ 0
	Total Capital Outlay	\$ 4,304	\$ 0	\$ 0	\$ 0
	TOTAL APPROPRIATIONS	\$ 552,792	\$ 570,597	\$ 767,900	\$ 900,102

Proposed Budget for Fiscal Year 2019/20

Fund Title: General	Department: City Attorney	
Fund/Division Number: 1400	Division:	

	2016/17 Actual	2017/18 Actual	2018/19 Approved	2019/20 Proposed
<u>Budgeted Staffing Level</u>				
City Attorney	1	1	1	1
Asst. City Attorney	2	2	2	2
Legal Secretary	1	1	1	1
Total Budgeted Staffing Level	<u>4</u>	<u>4</u>	<u>4</u>	<u>4</u>

	2016/17 Actual	2017/18 Actual	2018/19 Approved	2019/20 Proposed
<u>Personnel Services</u>				
1010 Salaries and Wages	\$ 428,517	\$ 412,535	\$ 444,284	\$ 437,613
1030 Accrued Compensation	642	19,573	2,000	2,000
2010 FICA Taxes	32,563	30,379	34,462	33,952
2020 Retirement Contributions	38,446	43,766	45,339	46,086
2026 Retirement Contributions/ICMA	25,626	28,201	24,500	27,637
2030 Life & Health Insurance	16,732	19,393	25,857	51,908
2035 Dental Insurance	2,005	1,417	1,395	3,458
2040 Workers' Compensation	1,574	1,484	1,026	1,495
Total Personnel Services	<u>\$ 546,105</u>	<u>\$ 556,748</u>	<u>\$ 578,864</u>	<u>\$ 604,149</u>

<u>Operating Expense</u>				
3100 Professional Services	\$ 0	\$ 14,000	\$ 0	\$ 0
3120 Legal Fees	38,614	101,099	0	\$ 0
3121 Legal Fees-Civil Service/HR	0	41	0	0
3125 Trial Extra Ordinary Services	0	242	0	0
3135 Outside Labor Attorney	0	5,048	0	0
3490 Contractual Fees	4,997	134	50,000	50,000
3495 Temporary Employee Services	0	12,268	0	0
4010 Car Allowance	4,200	3,850	4,200	4,200
4020 Travel & Education	3,970	3,202	5,000	5,000
4030 Conferences	2,856	1,345	5,000	5,000
4110 Communications	1,708	1,483	4,000	4,000
4120 Freight and Postage	55	98	1,000	1,000
4410 Equipment Rental	2,337	125	3,000	3,000

Proposed Budget for Fiscal Year 2019/20

Fund Title: General		Department: City Attorney		
Fund/Division Number: 1400		Division:		
	2016/17 Actual	2017/18 Actual	2018/19 Approved	2019/20 Proposed
<u>Operating Expense contd.</u>				
4660 Equipment Maintenance	0	0	1,000	0
4675 Software Maintenance	0	0	0	0
4710 Reproduction	1,200	2,882	1,300	1,300
4720 Outside Printing	63	63	1,000	1,000
4810 Advertising	0	0	0	0
4990 Miscellaneous Expense	1,589	932	2,000	2,000
5110 Office Supplies	2,650	1,375	3,000	3,000
5120 EDP Supplies	0	0	500	500
5150 Miscellaneous Equipment	0	0	0	0
5410 Books,Pubs,Subscriptions & Mbrshp	2,755	9,281	8,000	9,000
Total Operating Expense	\$ 66,993	\$ 157,467	\$ 89,000	\$ 89,000
<u>Capital Outlay</u>				
6410 Office Equipment & Machinery	\$ 0	\$ 0	\$ 0	\$ 0
Total Capital Outlay	\$ 0	\$ 0	\$ 0	\$ 0
TOTAL APPROPRIATIONS	\$ 613,098	\$ 714,215	\$ 667,864	\$ 693,149

Proposed Budget for Fiscal Year 2019/20

Fund Title: General	Department: City Clerk	
Fund/Division Number: 1600	Division:	

	2016/17 Actual	2017/18 Actual	2018/19 Approved	2019/20 Proposed
<u>Budgeted Staffing Level</u>				
City Clerk	1	1	1	1
Deputy City Clerk/Permit Specialist	3	3	3	3
Total Budgeted Staffing Level	<u>4</u>	<u>4</u>	<u>4</u>	<u>4</u>

	2016/17 Actual	2017/18 Actual	2018/19 Approved	2019/20 Proposed
<u>Personnel Services</u>				
1010 Salaries and Wages	\$ 184,246	\$ 184,700	\$ 199,996	\$ 214,178
1030 Accrued Compensation	3,133	1,882	2,500	2,500
1040 Overtie	0	23	0	0
2010 FICA Taxes	14,483	13,825	15,812	16,897
2020 Retirement Contributions	27,920	32,294	34,404	36,337
2030 Life & Health Insurance	39,233	33,749	34,982	43,989
2035 Dental Insurance	2,528	2,493	2,493	2,605
2040 Workers' Compensation	746	666	466	693
Total Personnel Services	<u>\$ 272,288</u>	<u>\$ 269,632</u>	<u>\$ 290,653</u>	<u>\$ 317,200</u>

	2016/17 Actual	2017/18 Actual	2018/19 Approved	2019/20 Proposed
<u>Operating Expense</u>				
3480 Election Fees	\$ 0	\$ 0	\$ 500	\$ 500
3490 Contractual Fees	0	5,331	750	750
3495 Temporary Employee Svcs.	93	1,263	0	0
4010 Car Allowance	4,200	4,200	4,200	4,200
4020 Travel and Education	3,946	3,750	6,000	6,000
4110 Communications	4,586	4,756	6,000	6,000
4120 Freight and Postage	2,312	2,468	3,000	3,000
4410 Equipment Rental	2,496	2,924	3,510	3,510
4660 Equipment Maintenance	0	0	750	750
4675 Software Maintenance	736	0	0	0
4710 Reproduction	0	0	950	950
4720 Outside Printing	1,220	585	950	950
4810 Advertising	4,625	3,613	475	2,475

Proposed Budget for Fiscal Year 2019/20

Fund Title: General	Department: City Clerk	
Fund/Division Number: 1600	Division:	

	2016/17 Actual	2017/18 Actual	2018/19 Approved	2019/20 Proposed
<u>Operating Expense contd.</u>				
4960 Administrative Charges	2,129	3,098	750	750
4990 Miscellaneous Expenses	1,027	935	0	0
5110 Office Supplies	1,909	3,433	1,400	1,400
5120 EDP Supplies	846	943	3,000	1,000
5150 Misc. Equipment Expense	0	351	0	0
5410 Books,Pubs,Subscriptions & Mbrshp	25,831	1,093	880	880
Total Operating Expense	\$ 55,956	\$ 38,743	\$ 33,115	\$ 33,115
<u>Capital Outlay</u>				
6410 Office Equip & Machinery	\$ 974	\$ 0	\$ 0	\$ 0
Total Capital Outlay	\$ 974	\$ 0	\$ 0	\$ 0
 TOTAL APPROPRIATIONS	\$ 329,217	\$ 308,375	\$ 323,768	\$ 350,315

Proposed Budget for Fiscal Year 2019/20

Fund Title: General	Department: Human Resources	
Fund/Division Number: 2200	Division:	

	2016/17 Actual	2017/18 Actual	2018/19 Approved	2019/20 Proposed
<u>Budgeted Staffing Level</u>				
Human Resources Manager	1	1	1	1
Human Resources Generalist	0	0	1	1
Human Resources Technician	1	1	1	1
Switchboard Operator	1	1	1	1
Executive Assistant	0	0	1	1
Risk Manager	1	1	0	0
Administrative Assistant	1	1	0	0
Total Budgeted Staffing Level	<u>5</u>	<u>5</u>	<u>5</u>	<u>5</u>

	2016/17 Actual	2017/18 Actual	2018/19 Approved	2019/20 Proposed
<u>Personnel Services</u>				
1010 Salaries and Wages	\$ 271,172	\$ 308,142	\$ 250,275	\$ 263,022
1030 Accrued Compensation	1,018	3,698	3,000	3,000
1040 Overtime	2,198	498	0	0
2010 FICA Taxes	21,339	24,180	19,697	20,672
2020 Retirement Contributions	40,931	54,082	43,031	35,723
2030 Life & Health Insurance	46,163	43,355	43,057	44,058
2035 Dental Insurance	2,962	3,441	3,218	3,372
2040 Workers' Compensation	1,023	951	576	851
Total Personnel Services	<u>\$ 386,805</u>	<u>\$ 438,348</u>	<u>\$ 362,854</u>	<u>\$ 370,700</u>

<u>Operating Expense</u>				
3120 Legal Fees	\$ 0	\$ 5,298	\$ 2,500	\$ 2,500
3180 Medical Services	20,121	16,746	25,000	25,000
3190 Consultant Fees	1,406	3,836	7,500	7,500
3490 Misc. Contractual Fees	2,252	0	500	500
3495 Temporary Employee Svcs.	15,710	39,077	0	0
4010 Car Allowance	4,200	4,200	4,200	4,200
4020 Travel and Education	3,808	11,943	8,000	8,000
4110 Communications	4,203	5,088	6,000	6,000

Proposed Budget for Fiscal Year 2019/20

Fund Title: General		Department: Human Resources		
Fund/Division Number: 2200		Division:		
	2016/17 Actual	2017/18 Actual	2018/19 Approved	2019/20 Proposed
<u>Operating Expense contd.</u>				
4120 Freight and Postage	136	42	1,000	1,000
4410 Equipment Rental	3,645	3,258	4,000	4,000
4650 Vehicle Maintenance	0	0	0	0
4651 Vehicle Parts	307	213	0	0
4660 Equipment Maintenance	0	0	1,000	1,000
4675 Software Maintenance	0	984	0	0
4710 Reproduction	0	0	761	761
4720 Outside Printing	0	3,901	761	761
4810 Advertising	1,835	1,158	5,000	5,000
4990 Miscellaneous Expenses	2,067	1,827	1,000	1,000
5110 Office Supplies	1,036	3,732	1,850	1,850
5120 EDP Supplies	1,027	3,147	1,000	1,000
5150 Misc. Equipment Expense	150	970	931	931
5210 Gas & Oil	365	258	375	375
5410 Books,Pubs,Subscriptions & Mbrshp	1,648	3,517	1,500	1,500
Total Operating Expense	\$ 63,915	\$ 109,195	\$ 72,878	\$ 72,878
<u>Capital Outlay</u>				
6410 Office Equip & Machinery	\$ 0	\$ 0	\$ 0	\$ 0
Total Capital Outlay	\$ 0	\$ 0	\$ 0	\$ 0
TOTAL APPROPRIATIONS	\$ 450,721	\$ 547,543	\$ 435,732	\$ 443,578

Proposed Budget for Fiscal Year 2019/20

Fund Title: General	Department: Finance	
Fund/Division Number: 2400	Division:	

	2016/17 Actual	2017/18 Actual	2018/19 Approved	2019/20 Proposed
<u>Budgeted Staffing Level</u>				
Director of Finance	1	1	1	1
Chief Accountant	1	1	1	1
Accountant	1	1	1	1
Senior Accounting Analyst	0	0	4	4
Payroll & Benefits Coordinator	0	0	1	1
Pension Analyst	0	0	1	1
Executive Assistant	1	1	1	1
Senior Accounting Clerk	6	6	0	0
Total Budgeted Staffing Level	<u>10</u>	<u>10</u>	<u>10</u>	<u>10</u>

	2016/17 Actual	2017/18 Actual	2018/19 Approved	2019/20 Proposed
<u>Personnel Services</u>				
1010 Salaries and Wages	\$ 507,963	\$ 564,151	\$ 571,950	\$ 582,904
1030 Accrued Compensation	4,579	5,025	7,000	7,000
1040 Overtime	6,867	7,137	0	6,000
2010 FICA Taxes	37,809	41,964	44,611	45,908
2020 Retirement Contributions	69,115	90,344	98,364	99,933
2030 Life & Health Insurance	91,372	95,369	103,415	107,632
2035 Dental Insurance	6,184	6,160	6,432	7,023
2040 Workers' Compensation	1,993	1,842	1,332	1,907
Total Personnel Services	<u>\$ 725,882</u>	<u>\$ 811,992</u>	<u>\$ 833,102</u>	<u>\$ 858,307</u>

<u>Operating Expense</u>				
3490 Misc. Contractual Fees	\$ 1,778	\$ 0	\$ 6,000	\$ 4,000
3495 Temporary Employee Svcs.	0	0	0	0
4010 Car Allowance	4,200	4,200	4,200	4,200
4020 Travel and Education	2,392	9,017	8,000	10,000
4110 Communications	4,121	4,883	8,300	8,300
4120 Freight and Postage	2,778	2,969	4,500	4,500
4660 Equipment Maintenance	0	0	1,500	1,500
4675 Software Maintenance	0	0	0	0
4720 Outside Printing	1,189	0	1,000	1,000
4810 Advertising	1,640	1,922	1,500	1,500
4960 Administrative Charges	1,717	2,267	1,800	1,800
4990 Miscellaneous Expenses	3,784	3,434	5,000	5,000

Proposed Budget for Fiscal Year 2019/20

Fund Title: General		Department: Finance		
Fund/Division Number: 2400		Division:		
	2016/17 Actual	2017/18 Actual	2018/19 Approved	2019/20 Proposed
<u>Operating Expense, contd.</u>				
5110 Office Supplies	5,036	6,933	7,000	7,000
5120 EDP Supplies	2,653	3,114	2,500	2,500
5150 Miscellaneous Equipment Expense	0	0	0	0
5410 Books,Pubs,Subscriptions & Mbrshp	1,395	1,140	1,500	1,500
Total Operating Expense	\$ 32,682	\$ 39,879	\$ 52,800	\$ 52,800
<u>Capital Outlay</u>				
6410 Office Equipment & Machinery	\$ 0	\$ 0	\$ 0	\$ 0
6420 Furniture & Furnishings	0	0	0	0
Total Capital Outlay	\$ 0	\$ 0	\$ 0	\$ 0
TOTAL APPROPRIATIONS	\$ 758,564	\$ 851,871	\$ 885,902	\$ 911,107

Proposed Budget for Fiscal Year 2019/20

Fund Title: General	Department: Information Technology	
Fund/Division Number: 2500	Division:	

	2016/17 Actual	2017/18 Actual	2018/19 Approved	2019/20 Proposed
<u>Budgeted Staffing Level</u>				
IT Manager	0	1	1	1
Media Administrator	0	0	0	1
GIS Analyst II	0	1	1	1
Systems Analyst II	0	1	1	1
Applications Analyst II	0	2	2	2
Media Specialist	0	1	1	1
Administrative Assistant	0	0	1	1
Systems Administrator	0	1	1	0
Network Administrator	1	0	0	0
Network Specialist	1	0	0	0
IT Support Specialist	2	0	0	0
Application Specialist	1	0	0	0
MIS Director	1	0	0	0
Total Budgeted Staffing Level	<u>6</u>	<u>7</u>	<u>8</u>	<u>8</u>

	2016/17 Actual	2017/18 Actual	2018/19 Approved	2019/20 Proposed
<u>Personnel Services</u>				
1010 Salaries and Wages	\$ 307,534	\$ 379,458	\$ 418,439	\$ 445,159
1030 Accrued Compensation	5,627	6,145	5,500	5,500
1040 Overtime	23,682	20,186	15,000	15,000
2010 FICA Taxes	25,150	29,705	33,900	35,944
2020 Retirement Contributions	50,121	70,139	74,576	78,091
2030 Life & Health Insurance	64,421	88,706	96,403	95,893
2035 Dental Insurance	4,638	6,088	6,563	5,765
2040 Workers' Compensation	1,481	1,339	1,010	1,490
Total Personnel Services	<u>\$ 482,653</u>	<u>\$ 601,766</u>	<u>\$ 651,390</u>	<u>\$ 682,843</u>

<u>Operating Expense</u>				
3190 Consultant Fees	\$ 0	\$ 10,209	\$ 60,000	\$ 80,000
3490 Misc. Contractual Fees	887	773	3,000	3,000
3495 Temporary Employee Services	0	25,166	0	0
4010 Car Allowance	4,200	4,200	4,200	4,200
4020 Travel and Education	25,774	11,571	15,000	15,000
4110 Communications	11,787	26,644	10,000	10,000
4120 Freight and Postage	52	210	500	500
4410 Equipment Rental	19,857	13,238	30,750	30,750

Proposed Budget for Fiscal Year 2019/20

Fund Title: General		Department: Information Technology		
Fund/Division Number: 2500		Division:		
	2016/17 Actual	2017/18 Actual	2018/19 Approved	2019/20 Proposed
<u>Operating Expense contd.</u>				
4651 Vehicle Parts	1,184	1,092	500	0
4660 Equipment Maintenance	0	355	500	500
4670 Computer Maintenance	20,422	26,526	30,000	30,000
4675 Software Maintenance	304,441	350,891	365,450	365,450
4710 Reproduction	0	0	0	0
4720 Outside Printing	0	0	0	0
4990 Miscellaneous Expenses	1,397	3,181	500	500
5110 Office Supplies	1,251	1,245	1,500	1,500
5120 EDP Supplies	7,710	15,072	9,950	9,950
5150 Miscellaneous Equipment	0	0	0	0
5210 Gas & Oil	76	230	800	500
5410 Books,Pubs,Subscriptions & Mbrshp	724	383	500	500
Total Operating Expense	\$ 399,763	\$ 490,985	\$ 533,150	\$ 552,350
<u>Capital Outlay</u>				
6410 Office Equip & Machinery	\$ 4,426	\$ 4,795	\$ 0	\$ 0
6420 Furniture & Furnishings	2,168	0	6,000	20,000
Total Capital Outlay	\$ 6,594	\$ 4,795	\$ 6,000	\$ 20,000
TOTAL APPROPRIATIONS	\$ 889,010	\$ 1,097,546	\$ 1,190,540	\$ 1,255,193

Proposed Budget for Fiscal Year 2019/20

Fund Title: General	Department: Purchasing	
Fund/Division Number: 2600	Division:	

	2016/17 Actual	2017/18 Actual	2018/19 Approved	2019/20 Proposed
<u>Budgeted Staffing Level</u>				
Purchasing Manager	1	1	1	1
Purchasing Agent	0	1	2	2
Purchasing Specialist	1	1	1	1
Purchasing Director	1	0	0	0
Total Budgeted Staffing Level	<u>3</u>	<u>3</u>	<u>4</u>	<u>4</u>

	2016/17 Actual	2017/18 Actual	2018/19 Approved	2019/20 Proposed
<u>Personnel Services</u>				
1010 Salaries and Wages	\$ 178,913	\$ 146,659	\$ 204,167	\$ 205,585
1030 Accrued Compensation	20,472	145	1,500	1,500
2010 FICA Taxes	15,041	11,109	15,734	15,842
2020 Retirement Contributions	15,699	25,410	34,943	34,728
2030 Life & Health Insurance	26,192	21,210	35,376	26,953
2035 Dental Insurance	1,566	1,150	1,783	1,385
2040 Workers' Compensation	820	547	473	663
Total Personnel Services	<u>\$ 258,704</u>	<u>\$ 206,230</u>	<u>\$ 293,976</u>	<u>\$ 286,656</u>

<u>Operating Expense</u>				
3490 Misc. Contractual Fees	\$ 0	\$ 0	\$ 500	\$ 500
4010 Car Allowance	2,800	12,180	0	0
4020 Travel and Education	100	233	5,000	5,000
4110 Communications	4,219	4,332	6,000	6,000
4120 Freight and Postage	458	681	2,000	2,000
4410 Equipment Rental	2,301	3,583	4,000	4,000
4651 Vehicle Parts	12	0	0	0
4660 Equipment Maintenance	0	0	1,300	1,300
4810 Advertising	2,214	5,428	5,000	5,000
4990 Miscellaneous Expenses	1,587	925	1,000	1,000
5110 Office Supplies	2,471	2,198	1,850	1,850

Proposed Budget for Fiscal Year 2019/20

Fund Title: General		Department: Purchasing		
Fund/Division Number: 2600		Division:		
	2016/17 Actual	2017/18 Actual	2018/19 Approved	2019/20 Proposed
<u>Operating Expense, contd.</u>				
5120 EDP Supplies	1,235	226	1,112	1,112
5150 Miscellaneous Equipment Expense	490	38	0	0
5410 Books,Pubs,Subscriptions & Mbrshp	0	876	1,000	1,000
Total Operating Expense	\$17,887	\$30,699	\$28,762	\$28,762
<u>Capital Outlay</u>				
6410 Office Equipment & Machinery	\$ 4,817	\$ 0	\$ 0	\$ 0
Total Capital Outlay	\$ 4,817	\$ 0	\$ 0	\$ 0
TOTAL APPROPRIATIONS	\$ 281,408	\$ 236,929	\$ 322,738	\$ 315,418

Proposed Budget for Fiscal Year 2019/20

Fund Title: General	Department: Planning	
Fund/Division Number: 2901	Division:	

	2016/17 Actual	2017/18 Actual	2018/19 Approved	2019/20 Proposed
<u>Budgeted Staffing Level</u>				
Planning Manager	1	1	1	1
Senior Planner	1	1	1	1
Planner	1	1	1	1
Historic Preservation Officer	1	1	1	1
Planning Systems Analyst	1	1	1	1
Administrative Assistant	1	1	1	1
Total Budgeted Staffing Level	<hr/> 6	<hr/> 6	<hr/> 6	<hr/> 6

	2016/17 Actual	2017/18 Actual	2018/19 Approved	2019/20 Proposed
<u>Personnel Services</u>				
1010 Salaries and Wages	\$ 306,492	\$ 282,731	\$ 321,515	\$ 357,888
1030 Accrued Compensation	1,173	13,293	2,000	2,000
2010 FICA Taxes	23,779	22,336	25,070	27,853
2020 Retirement Contributions	45,889	51,238	54,965	60,353
2030 Life & Health Insurance	45,941	48,887	58,304	59,087
2035 Dental Insurance	2,606	2,630	2,909	3,040
2040 Workers' Compensation	828	1,163	797	1,152
Total Personnel Services	<hr/> \$ 426,708	<hr/> \$ 422,278	<hr/> \$ 465,559	<hr/> \$ 511,372

<u>Operating Expense</u>				
3140 Contractual Planning	\$ 0	\$ 2,875	\$ 50,000	\$ 50,000
3490 Contractual Fees	4,146	2,658	3,800	3,800
3495 Temp Employee Svc	0	0	0	0
4010 Car Allowance	4,200	4,200	4,200	4,200
4020 Travel and Education	3,022	6,220	7,500	7,500
4110 Communications	5,377	5,776	6,500	6,500

Proposed Budget for Fiscal Year 2019/20

Fund Title: General	Department: Planning	
Fund/Division Number: 2901	Division:	

	2016/17 Actual	2017/18 Actual	2018/19 Approved	2019/20 Proposed
<u>Operating Expense contd.</u>				
4120 Freight and Postage	827	1,422	1,000	1,000
4410 Equipment Rental	6,523	7,403	7,500	7,500
4651 Vehicle Parts	894	408	1,000	500
4675 Software Maintenance	462	443	0	0
4710 Reproduction	0	0	500	500
4720 Outside Printing	0	173	1,000	1,000
4810 Advertising	8,013	21,763	7,400	7,400
4990 Miscellaneous Expenses	299	663	500	500
5110 Office Supplies	3,212	4,633	5,000	5,000
5120 EDP Supplies	225	63	1,000	1,000
5150 Miscellaneous Equipment	0	0	0	0
5210 Gas and Oil	181	172	2,000	500
5232 Other Supplies	0	100	500	500
5410 Books,Pubs,Subscriptions & Mbrshp	1,251	2,123	2,000	2,000
Total Operating Expense	\$ 38,631	\$ 61,094	\$ 101,400	\$ 99,400
<u>Capital Outlay</u>				
6410 Office Equipment & Machinery	\$ 990	\$ 808	\$ 0	\$ 0
Total Capital Outlay	\$ 990	\$ 808	\$ 0	\$ 0
TOTAL APPROPRIATIONS	\$ 466,329	\$ 484,179	\$ 566,959	\$ 610,772

Proposed Budget for Fiscal Year 2019/20

Fund Title: General	Department: Code Enforcement
Fund/Division Number: 2903	Division:

	2016/17 Actual	2017/18 Actual	2018/19 Approved	2019/20 Proposed
<u>Budgeted Staffing Level</u>				
Code Compliance Manager	1	1	1	1
Code Compliance Supervisor	0	0	0	1
Code Enforcement Officer (FT)	4	4	4	4
Code Enforcement/Parking Specialist (PT)	0	1	1	1
Executive Assistant	1	1	1	1
Administrative Assistant	0	0	1	1
Animal Control Officer	3	3	3	3
Code Enforcement Officer (PT)	1	1	1	0
Code Enforcement/Parking Specialist (FT)	1	1	0	0
Senior Code Enforcement Officer	0	0	1	0
Total Budgeted Staffing Level	<u>11</u>	<u>12</u>	<u>13</u>	<u>12</u>

	2016/17 Actual	2017/18 Actual	2018/19 Approved	2019/20 Proposed
<u>Personnel Services</u>				
1010 Salaries and Wages	\$ 342,894	\$ 412,632	\$ 476,924	\$ 444,007
1030 Accrued Compensation	7,113	2,648	1,250	1,250
1040 Overtime	30,543	24,163	10,000	10,000
2010 FICA Taxes	29,573	33,566	37,667	35,148
2020 Retirement Contributions	56,619	76,022	82,941	76,347
2030 Life & Health Insurance	65,661	78,558	98,059	108,299
2035 Dental Insurance	4,567	4,760	5,424	5,847
2040 Workers' Compensation	10,279	11,870	7,863	11,868
Total Personnel Services	<u>\$ 547,250</u>	<u>\$ 644,219</u>	<u>\$ 720,127</u>	<u>\$ 692,766</u>

	2016/17 Actual	2017/18 Actual	2018/19 Approved	2019/20 Proposed
<u>Operating Expense</u>				
3440 Demolition	\$ 12,528	\$ 10,491	\$ 50,935	\$ 6,435
3449 Nuisance Abatement	0	0	0	80,000
3450 Lot Clearing	42,584	66,060	50,000	0
3490 Contractual Fees	3,876	7,905	3,500	10,000
3491 Humane Society	130,000	130,000	135,000	135,000
3492 Spay/Neuter Vouchers	18,594	39,025	15,000	15,000
3495 Temp Employee Svc	9,304	13,120	0	0
4010 Car Allowance	3,850	4,200	4,200	4,200
4020 Travel and Education	1,947	4,003	5,000	5,000
4110 Communications	13,896	20,028	14,500	14,500
4120 Freight and Postage	7,258	12,150	6,000	10,000
4410 Equipment Rental	4,481	3,951	6,000	6,000

Proposed Budget for Fiscal Year 2019/20

Fund Title: General		Department:		Code Enforcement	
Fund/Division Number: 2903		Division:			
		2016/17	2017/18	2018/19	2019/20
		Actual	Actual	Approved	Proposed
Operating Expense contd.					
4650	Vehicle Maintenance	0	1,688	1,000	1,000
4651	Vehicle Parts	12,709	16,793	5,000	5,000
4660	Equipment Maintenance	0	0	0	0
4675	Software Maintenance	2,050	0	0	8,000
4680	Radio Maintenance	0	115	0	0
4710	Reproduction	128	0	1,000	1,000
4720	Outside Printing	966	579	1,000	1,000
4810	Advertising	328	2,248	500	500
4960	Administrative Fees	11,255	54,486	4,200	4,200
4990	Miscellaneous Expenses	1,326	2,183	2,000	2,000
4991	Condemnation Inspections	2,925	0	0	0
5110	Office Supplies	5,213	4,252	1,500	3,000
5120	EDP Supplies	32	100	0	0
5150	Miscellaneous Equipment	353	11	0	0
5210	Gas and Oil	12,121	14,504	18,000	16,000
5221	Animal Control Supplies	2,561	15,184	1,000	1,000
5222	Animal Care & Services	4,485	6,226	3,000	3,000
5223	Medical/Pharmaceutical Supplies	2,066	5,001	2,500	2,500
5224	Animal Registrations	3,184	3,154	2,750	2,750
5231	Safety Supplies	0	1,557	0	0
5232	Other Supplies	2,257	3,458	2,000	2,000
5250	Uniforms	2,863	853	1,000	1,000
5253	Clean & Safe Initiative	0	64,162	0	45,800
5410	Books,Pubs,Subscriptions & Mbrshp	677	818	500	1,000
	Total Operating Expense	<u>\$ 315,817</u>	<u>\$ 508,300</u>	<u>\$ 337,085</u>	<u>\$ 386,885</u>
Capital Outlay					
6410	Equipment & Machinery	\$ 1,331	\$ 542	\$ 0	\$ 0
6420	Furniture & Furnishings	0	0	0	0
	Total Capital Outlay	<u>\$ 1,331</u>	<u>\$ 542</u>	<u>\$ 0</u>	<u>\$ 0</u>
	TOTAL APPROPRIATIONS	<u><u>\$ 864,398</u></u>	<u><u>\$ 1,153,061</u></u>	<u><u>\$ 1,057,212</u></u>	<u><u>\$ 1,079,651</u></u>

Proposed Budget for Fiscal Year 2019/20

Fund Title: General	Department: Police
Fund/Division Number: 3000	Division:

	2016/17 Actual	2017/18 Actual	2018/19 Approved	2019/20 Proposed
<u>Budgeted Staffing Level</u>				
Chief of Police	1	1	1	1
Deputy Chief of Police	2	2	2	2
Police Major	0	1	1	1
Lieutenant	7	7	7	7
Sergeant	15	15	15	15
Police Officer	90	98	98	98
Public Information Officer	0	1	1	1
Comm. Service Aide	4	4	5	5
Crime Scene Investigator	2	2	3	3
Crime Analyst	2	2	2	2
Evidence Technician	1	1	1	1
Executive Assistant	2	2	2	2
Fiscal Manager	1	1	1	1
Grant Writer	1	1	1	1
Records Specialists	4	4	4	4
Records Supervisor	1	1	1	1
School Crossing Guard (p/t)	7	7	8	8
Administrative Assistant	3	3	3	3
Senior Accounting Clerk	1	1	1	1
Information System Administrator	2	2	2	2
Accreditation Manager	1	1	1	1
Police Payroll Specialist	1	1	1	1
Total Budgeted Staffing Level	<u>148</u>	<u>158</u>	<u>161</u>	<u>161</u>

Proposed Budget for Fiscal Year 2019/20

Fund Title: General	Department: Police	
Fund/Division Number: 3000	Division:	

	2016/17 Actual	2017/18 Actual	2018/19 Approved	2019/20 Proposed
<u>Personnel Services</u>				
1010 Salaries and Wages	\$ 7,067,796	\$ 7,560,153	\$ 7,994,494	\$ 8,515,384
1020 Incentive Pay	246,182	280,984	65,000	65,000
1030 Accrued Compensation	182,670	178,662	50,000	50,000
1040 Overtime	719,695	431,001	339,000	339,000
1050 Holiday Overtime	337,945	348,239	232,000	232,000
2010 FICA Taxes	646,445	648,918	664,058	703,906
2020 Retirement/General	152,020	181,790	224,538	227,414
2025 Retirement/Police Officers	988,994	835,164	833,404	833,158
2026 Retirement/ICMA	20,446	15,705	15,721	16,178
2030 Life & Health Insurance	1,294,360	1,441,439	1,807,138	1,677,582
2035 Dental Insurance	82,738	93,193	94,407	97,747
2040 Workers' Compensation	290,426	378,311	234,488	343,287
Total Personnel Services	\$ 12,029,716	\$ 12,393,560	\$ 12,554,248	\$ 13,100,656

Operating Expense

3130 Professional Services	\$ 46,723	\$ 39,262	\$ 27,280	\$ 27,280
3180 Medical Services	3,644	5,500	14,000	14,000
3190 Consultant Fees	10,654	9,257	16,150	16,150
3490 Misc. Contractual Fees	45,974	36,398	0	0
3510 Crime Lab	149,734	155,311	122,389	122,389
3530 Investigative Supplies	33,121	14,543	26,380	26,380
4020 Travel & Education	1,085		0	0
4110 Communications	173,815	132,117	183,650	183,650
4120 Freight & Postage	6,504	5,201	10,000	10,000
4310 Utilities	84,191	98,548	124,656	124,656
4410 Equipment Rental	3,045	8,081	8,400	8,400
4420 Vehicle Rental & Towing	10,151	9,257	14,200	14,200
4430 Equipment Lease	20,183	14,075	35,375	35,375
4610 Building Maintenance	8,929	3,801	15,000	15,000
4650 Vehicle Maintenance	19,991	43,009	60,000	40,000
4651 Vehicle Parts	137,232	149,497	159,686	100,000
4652 Tires, Tubes & Batteries	23,709	29,342	0	0
4660 Equipment Maintenance	18,328	16,702	37,520	37,520
4670 Computer Maintenance	13,438	7,155	31,488	31,488
4675 Software Maintenance	100,887	113,835	108,301	108,301
4680 Radio Maintenance	5,964	811	26,046	10,000
4710 Reproduction	0	0	6,912	6,912

Proposed Budget for Fiscal Year 2019/20

Fund Title: General	Department: Police	
Fund/Division Number: 3000	Division:	

	2016/17 Actual	2017/18 Actual	2018/19 Approved	2019/20 Proposed
<u>Operating Expense contd.</u>				
4720 Outside Printing	8,285	14,131	12,500	12,500
4810 Advertising	396	0	3,500	3,500
4820 Crime Prevention	8,600	6,622	8,000	8,000
4830 Public Relations	29,160	13,813	10,750	10,750
4930 Citizen Volunteer Program	3,693	1,565	6,385	6,385
4980 Contingency	23,000	23,000	23,000	23,000
4990 Miscellaneous Expenses	7,581	6,954	8,000	8,000
5110 Office Supplies	38,478	23,811	35,500	35,500
5120 EDP Supplies	7,422	9,375	8,500	8,500
5150 Misc. Equipment Exp.	7,150	3,544	4,045	4,045
5210 Gas and Oil	267,538	308,178	335,637	275,000
5220 K-9 Operations	3,229	29,652	9,730	9,730
5230 Cleaning Supplies	443	0	3,000	3,000
5232 Other Supplies	20,794	2,432	5,000	5,000
5250 Uniforms	90,595	101,617	79,770	79,770
5251 Military Supplies	64,571	49,854	78,911	78,911
5410 Books,Pubs,Subscriptions & Mbrshp	5,756	6,086	8,744	8,744
5420 Educ Reimbursement	16,006	11,273	13,000	13,000
5430 Law Enforcement Educ	36,199	44,754	40,000	40,000
Total Operating Expense	\$ 1,556,198	\$ 1,548,363	\$ 1,721,405	\$ 1,565,036
 <u>Capital Outlay</u>				
6200 Buildings	\$ 0	\$ 0	\$ 0	\$ 0
6320 Improvements Other Than Bldg.	0	0	0	100,000
6410 Office Equip & Machinery	99,152	184,657	0	0
6420 Furniture & Furnishings	0	3,191	0	0
6440 Vehicles	64,681	172,195	0	0
Total Capital Outlay	\$ 163,833	\$ 360,044	\$ 0	\$ 100,000
 TOTAL APPROPRIATIONS	 <u>\$ 13,749,748</u>	 <u>\$ 14,301,967</u>	 <u>\$ 14,275,653</u>	 <u>\$ 14,765,692</u>

Proposed Budget for Fiscal Year 2019/20

Fund Title: General	Department: Public Works	
Fund/Division Number: 4002	Division: Director's Office	

	2016/17 Actual	2017/18 Actual	2018/19 Approved	2019/20 Proposed
<u>Budgeted Staffing Level</u>				
Executive Assistant	1	1	1	1
GIS/Database Analyst	0	0	0	0
Director of Public Works	0	0	0	0
Total Budgeted Staffing Level	<u>1</u>	<u>1</u>	<u>1</u>	<u>1</u>

	2016/17 Actual	2017/18 Actual	2018/19 Approved	2019/20 Proposed
<u>Personnel Services</u>				
1010 Salaries and Wages	\$ 40,460	\$ 44,806	\$ 42,227	\$ 43,491
1030 Accrued Compensation	919	14,633	800	800
1040 Overtime	2,139	0	0	0
2010 FICA Taxes	3,326	4,565	3,292	3,388
2020 Retirement Contributions	6,488	8,010	7,310	0
2030 Life & Health Insurance	7,873	8,206	8,844	8,958
2035 Dental Insurance	702	696	681	681
2040 Workers' Compensation	3,999	139	99	142
Total Personnel Services	<u>\$ 65,906</u>	<u>\$ 81,056</u>	<u>\$ 63,252</u>	<u>\$ 57,459</u>

<u>Operating Expense</u>				
3490 Contractual Fees	\$ 0	\$ 682	\$ 0	\$ 0
3495 Temporary Employee Services	0	0	0	0
4010 Car Allowance	0	0	0	0
4020 Travel and Education	300	3,374	1,000	1,000
4110 Communications	12,473	25,559	22,000	22,000
4120 Freight and Postage	56	51	500	500
4410 Equipment Rental	3,403	3,333	4,000	4,000
4651 Vehicle Parts	0	42	0	0
4670 Computer Maintenance	272	0	0	0
4675 Software Maintenance	745	522	0	0
4810 Advertising	0	147	0	0
4990 Miscellaneous Expenses	678	999	500	500

Proposed Budget for Fiscal Year 2019/20

Fund Title: General		Department: Public Works		
Fund/Division Number: 4002		Division: Director's Office		
	2016/17 Actual	2017/18 Actual	2018/19 Approved	2019/20 Proposed
<u>Operating Expense contd.</u>				
5110 Office Supplies	1,536	1,921	2,000	2,000
5120 EDP Supplies	90	296	3,000	3,000
5210 Gas and Oil	403	1,029	500	500
5231 Safety Supplies	911	782	500	500
5232 Other Supplies	765	693	500	500
5410 Books,Pubs,Subscriptions & Mbrshp	402	355	500	500
Total Operating Expense	\$22,033	\$39,783	\$35,000	\$35,000
<u>Capital Outlay</u>				
6410 Office Equip & Machinery	\$ 0	\$ 10,627	\$ 0	\$ 0
Total Capital Outlay	\$ 0	\$ 10,627	\$ 0	\$ 0
TOTAL APPROPRIATIONS	\$ 87,938	\$ 131,465	\$ 98,252	\$ 92,459

Proposed Budget for Fiscal Year 2019/20

Fund Title: General	Department: Public Works	
Fund/Division Number: 4003	Division: Fleet Maintenance	

	2016/17 Actual	2017/18 Actual	2018/19 Approved	2019/20 Proposed
<u>Budgeted Staffing Level</u>				
Fleet Manager	0	0	0	1
Garage Foreman	1	1	1	1
Auto Mechanic	3	3	4	4
Diesel Mechanic	1	1	1	1
Master Mechanic	2	2	2	2
Senior Storekeeper	1	1	1	1
Trolley Operator/PT	1	1	0	0
Total Budgeted Staffing Level	<u>9</u>	<u>9</u>	<u>9</u>	<u>10</u>

	2016/17 Actual	2017/18 Actual	2018/19 Approved	2019/20 Proposed
<u>Personnel Services</u>				
1010 Salaries and Wages	\$ 301,510	\$ 317,642	\$ 356,154	\$ 452,199
1030 Accrued Compensation	4,865	4,788	4,900	4,900
1040 Overtime	113,834	82,957	4,000	4,000
2010 FICA Taxes	31,686	30,534	27,927	35,274
2020 Retirement Contributions	47,108	58,103	55,100	60,559
2030 Life & Health Insurance	54,734	59,556	88,138	98,285
2035 Dental Insurance	4,386	4,056	5,947	6,164
2040 Workers' Compensation	9,528	14,019	9,272	16,830
Total Personnel Services	<u>\$ 567,651</u>	<u>\$ 571,654</u>	<u>\$ 551,437</u>	<u>\$ 678,211</u>

<u>Operating Expense</u>				
3490 Contractual Fees	\$ 3,759	\$ 4,137	\$ 4,000	\$ 4,000
4020 Travel and Education	46	100	150	150
4410 Equipment Rental	2,942	2,711	3,000	3,000
4650 Vehicle Maintenance	0	0	0	0
4651 Vehicle Parts	6,552	2,938	7,000	4,500
4652 Tires, Tubes, & Batteries	0	0	0	0
4660 Equipment Maintenance	1,005	117	1,000	1,000
4670 Computer Maintenance	0	0	0	0
4675 Software Maintenance	0	0	0	0

Proposed Budget for Fiscal Year 2019/20

Fund Title: General		Department: Public Works			
Fund/Division Number: 4003		Division: Fleet Maintenance			
	2016/17 Actual	2017/18 Actual	2018/19 Approved	2019/20 Proposed	
<u>Operating Expense contd.</u>					
4990	Miscellaneous Expenses	783	161	500	500
5120	EDP Supplies	297	85	750	750
5210	Gas and Oil	3,200	4,127	6,000	5,000
5230	Cleaning Supplies	832	120	750	750
5231	Safety Supplies	1,437	382	750	750
5232	Other Supplies	2,805	2,720	2,500	2,500
5250	Uniforms	6,285	4,774	5,800	5,800
5260	Expendable Tools	1,271	1,096	1,250	1,250
5410	Books,Pubs,Subscriptions & Mbrshp	460	538	500	500
	Total Operating Expense	\$ 31,673	\$ 24,005	\$ 33,950	\$ 30,450
<u>Capital Outlay</u>					
	Total Capital Outlay	\$ 0	\$ 0	\$ 0	\$ 0
	TOTAL APPROPRIATIONS	\$ 599,324	\$ 595,659	\$ 585,387	\$ 708,661

Proposed Budget for Fiscal Year 2019/20

Fund Title: General	Deç Department: Public Works
Fund/Division Number: 4004	Divi Division: Facilities Maintenance

	2016/17 Actual	2017/18 Actual	2018/19 Approved	2019/20 Proposed
<u>Budgeted Staffing Level</u>				
Supervisor	1	1	1	1
Foreman II	1	1	1	1
Facilities Maint Technician Asst.	4	4	4	4
Electrician	1	1	1	1
Facilities Maint Technician	3	3	3	3
Maint Repair Worker	1	1	1	2
Total Budgeted Staffing Level	<u>11</u>	<u>11</u>	<u>11</u>	<u>12</u>

	2016/17 Actual	2017/18 Actual	2018/19 Approved	2019/20 Proposed
<u>Personnel Services</u>				
1010 Salaries and Wages	\$ 387,646	\$ 369,172	\$ 415,121	\$ 426,890
1030 Accrued Compensation	332	13,633	4,000	4,000
1040 Overtime	38,913	31,516	7,076	7,076
2010 FICA Taxes	31,003	30,005	32,604	33,504
2020 Retirement Contributions	36,833	41,237	53,858	47,594
2030 Life & Health Insurance	103,395	107,236	127,855	130,798
2035 Dental Insurance	6,372	6,269	6,821	6,859
2040 Workers' Compensation	19,222	11,982	8,268	10,949
Total Personnel Services	<u>\$ 623,715</u>	<u>\$ 611,050</u>	<u>\$ 655,603</u>	<u>\$ 667,671</u>

<u>Operating Expense</u>				
3490 Contractual Fees	\$ 162,807	\$ 145,768	\$ 200,000	\$ 200,000
3495 Temporary Employee Services	64,502	77,688	0	0
4110 Communications	0	74	0	0
4310 Utilities	151	52	0	0
4410 Equipment Rental	4,516	3,635	2,000	2,000
4610 Building Maintenance	13,114	10,008	8,000	8,000
4620 Building Repair Supplies	143,478	147,973	75,000	75,000
4630 Air Condition Maintenance	14,234	15,723	7,000	7,000

Proposed Budget for Fiscal Year 2019/20

Fund Title: General		Department: Public Works			
Fund/Division Number: 4004		Division: Facilities Maintenance			
	2016/17 Actual	2017/18 Actual	2018/19 Approved	2019/20 Proposed	
<u>Operating Expense contd.</u>					
4650	Vehicle Maintenance	0	0	0	
4651	Vehicle Parts	8,811	15,147	7,000	
4652	Tires, Tubes & Batteries	0	0	0	
4680	Radio Maintenance	0	0	0	
4810	Advertising	187	0	0	
4990	Miscellaneous Expenses	0	25	0	
5110	Office Supplies	1,529	220	0	
5210	Gas and Oil	10,780	12,338	18,500	
5230	Cleaning Supplies	25,742	29,741	25,000	
5231	Safety Supplies	1,288	3,136	1,500	
5232	Other Supplies	2,539	4,952	5,000	
5250	Uniforms	900	1,072	2,000	
5260	Expendable Tools	3,480	4,318	3,750	
5310	Paint and Sign Supplies	14,638	33,257	11,000	
5410	Books,Pubs,Subscriptions & Mbrshp	0	0	0	
	Total Operating Expense	\$ 472,694	\$ 505,128	\$ 365,750	\$ 362,250
<u>Capital Outlay</u>					
6320	Other Improvements	\$ 0	\$ 7,588	\$ 0	\$ 0
6445	Other Equipment	0	19,189	0	0
	Total Capital Outlay	\$ 0	\$ 26,777	\$ 0	\$ 0
	TOTAL APPROPRIATIONS	\$ 1,096,409	\$ 1,142,955	\$ 1,021,353	\$ 1,029,921

Proposed Budget for Fiscal Year 2019/20

Fund Title: General	Department: Public Works	
Fund/Division Number: 4005	Division: Parks & Grounds	

	2016/17 Actual	2017/18 Actual	2018/19 Approved	2019/20 Proposed
<u>Budgeted Staffing Level</u>				
Supervisor	1	1	1	1
Foreman II	1	1	1	1
Foreman I	4	4	4	4
Equipment Operator III	2	2	2	2
Equipment Operator II	2	2	2	2
Maintenance Worker	5	5	5	5
Chief Tree Trimmer	1	1	1	1
Ground Maintenance Specialist	6	6	6	6
Chief Irrigation Specialist	1	1	1	1
Irrigation Specialist	1	1	1	1
Total Budgeted Staffing Level	<u>24</u>	<u>24</u>	<u>24</u>	<u>24</u>

	2016/17 Actual	2017/18 Actual	2018/19 Approved	2019/20 Proposed
<u>Personnel Services</u>				
1010 Salaries and Wages	\$ 801,543	\$ 821,895	\$ 874,571	\$ 830,971
1030 Accrued Compensation	9,813	7,158	5,900	7,500
1040 Overtime	99,645	51,568	29,000	29,000
2010 FICA Taxes	68,811	66,316	69,574	66,362
2020 Retirement Contributions	113,589	126,269	129,090	133,463
2030 Life & Health Insurance	203,457	223,061	235,082	237,478
2035 Dental Insurance	14,390	15,159	16,466	15,182
2040 Workers' Compensation	24,889	34,863	26,130	33,954
Total Personnel Services	<u>\$ 1,336,138</u>	<u>\$ 1,346,289</u>	<u>\$ 1,385,814</u>	<u>\$ 1,353,910</u>

<u>Operating Expense</u>				
3490 Contractual Fees	\$ 72,071	\$ 109,585	\$ 140,000	\$ 205,000
3495 Temporary Employee Services	53,545	61,758	0	0
4020 Travel and Education	245	171	500	500
4310 Utilities	330,956	333,143	370,000	370,000
4410 Equipment Rental	2,076	1,038	1,000	1,000
4650 Vehicle Maintenance	2,654	1,801	2,000	2,000

Proposed Budget for Fiscal Year 2019/20

Fund Title: General		Department: Public Works			
Fund/Division Number: 4005		Division: Parks & Grounds			
	2016/17 Actual	2017/18 Actual	2018/19 Approved	2019/20 Proposed	
Operating Expense contd.					
4651	Vehicle Parts	77,909	61,486	56,500	40,000
4652	Tire, Tubes & Batteries	2,336	1,029	0	0
4990	Miscellaneous Expenses	431	218	500	500
5210	Gas and Oil	50,027	64,563	72,800	72,800
5231	Safety Supplies	3,649	2,964	3,000	3,000
5232	Other Supplies	30,764	28,886	30,000	30,000
5241	Horticultural Supplies	13,340	24,103	20,000	20,000
5242	Chemicals	5,594	8,446	15,000	15,000
5250	Uniforms	2,200	2,331	2,900	2,900
5260	Expendable Tools	0	1,578	2,500	2,500
5270	Parks Supplies	60,088	57,826	40,000	40,000
5410	Books,Pubs,Subscriptions & Mbrshp	483	0	500	500
	Total Operating Expense	<u>\$ 708,366</u>	<u>\$ 760,927</u>	<u>\$ 757,200</u>	<u>\$ 805,700</u>
Capital Outlay					
6430	Heavy Equipment	\$ 0	\$ 0	\$ 0	\$ 0
6440	Vehicles	0	0	0	0
6445	Other Equipment	5,750	14,469	0	0
	Total Capital Outlay	<u>\$ 5,750</u>	<u>\$ 14,469</u>	<u>\$ 0</u>	<u>\$ 0</u>
	TOTAL APPROPRIATIONS	<u>\$ 2,050,255</u>	<u>\$ 2,121,685</u>	<u>\$ 2,143,014</u>	<u>\$ 2,159,610</u>

Proposed Budget for Fiscal Year 2019/20

Fund Title: General	Department: Public Works	
Fund/Division Number: 4006	Division: Streets	

	2016/17 Actual	2017/18 Actual	2018/19 Approved	2019/20 Proposed
<u>Budgeted Staffing Level</u>				
Supervisor	1	1	1	1
Foreman II	0	0	0	1
Foreman I	3	3	3	3
Equipment Operator IV	1	1	1	1
Equipment Operator III	5	6	6	5
Maintenance Repair Worker	1	2	2	4
Maintenance Worker	4	4	4	2
Sign Maintenance Technician	1	1	1	1
Chief Equipment Operator	0	0	0	0
Foreman I Traffic	0	0	0	0
Equipment Operator II	1	0	0	0
Total Budgeted Staffing Level	<u>17</u>	<u>18</u>	<u>18</u>	<u>18</u>

	2016/17 Actual	2017/18 Actual	2018/19 Approved	2019/20 Proposed
<u>Personnel Services</u>				
1010 Salaries and Wages	\$ 539,317	\$ 498,484	\$ 587,603	\$ 618,330
1030 Accrued Compensation	1,591	9,522	6,000	6,000
1040 Overtime	109,495	99,004	35,000	35,000
2010 FICA Taxes	49,454	45,986	48,088	50,439
2020 Retirement Contributions	77,989	90,053	101,496	110,570
2030 Life & Health Insurance	153,168	140,089	169,354	180,756
2035 Dental Insurance	10,449	8,483	8,642	10,176
2040 Workers' Compensation	50,729	25,119	17,035	32,373
Total Personnel Services	<u>\$ 992,192</u>	<u>\$ 916,740</u>	<u>\$ 973,219</u>	<u>\$ 1,043,643</u>

<u>Operating Expense</u>				
3490 Contractual Fees	\$ 11,137	\$ 14,123	\$ 15,000	\$ 15,000
3495 Temporary Employee Services	31,897	53,136	0	0
4020 Travel & Education	6,596	686	0	0
4110 Communications	0	0	800	800
4310 Utilities	257,025	292,728	108,000	108,000
4320 Street Light Energy	431,202	538,567	408,000	408,000
4410 Equipment Rental	1,822	1,030	0	0
4651 Vehicle Parts	74,296	72,394	74,500	60,000
4652 Tires, Tubes & Batteries	1,780	183	0	0

Proposed Budget for Fiscal Year 2019/20

Fund Title: General		Department: Public Works			
Fund/Division Number: 4006		Division: Streets			
	2016/17 Actual	2017/18 Actual	2018/19 Approved	2019/20 Proposed	
<u>Operating Expense contd.</u>					
4990	Miscellaneous Expenses	971	784	1,000	1,000
5210	Gas and Oil	45,427	50,674	85,800	60,800
5230	Cleaning Supplies	0	0	0	0
5231	Safety Supplies	3,116	3,015	3,000	3,000
5232	Other Supplies	1,905	2,702	1,500	1,500
5242	Chemicals	0	507	1,000	1,000
5250	Uniforms	1,665	1,052	850	850
5260	Expendable Tools	3,656	2,233	3,000	3,000
5310	Paint & Sign Supplies	23,802	16,497	17,000	17,000
5330	Surface Patching	20,172	33,195	32,000	32,000
5340	Street Supplies	24,088	33,531	33,000	33,000
5350	Sidewalk/Curb Supplies	21,598	22,996	27,000	27,000
5410	Books,Pubs,Subscriptions & Mbrshp	81	175	0	0
	Total Operating Expense	\$ 962,238	\$ 1,140,209	\$ 811,450	\$ 771,950
<u>Capital Outlay</u>					
6430	Heavy Equipment	\$ 3,425	\$ 0	\$ 0	\$ 0
	Total Capital Outlay	\$ 3,425	\$ 0	\$ 0	\$ 0
	TOTAL APPROPRIATIONS	\$ 1,957,855	\$ 2,056,949	\$ 1,784,669	\$ 1,815,593

Proposed Budget for Fiscal Year 2019/20

Fund Title: General	Department: Engineering	
Fund/Division Number: 4400	Division:	

	2016/17 Actual	2017/18 Actual	2018/19 Approved	2019/20 Proposed
<u>Budgeted Staffing Level</u>				
City Engineer	1	1	1	1
Asst. City Engineer	1	1	1	1
Stormwater Engineer Supervisor	1	1	1	1
Projects Coordinator	1	1	1	1
Chief Design Drafter	0	1	1	1
Supervisor, Engineering Inspector	1	1	1	1
SMU Technical Assistant/GIS	1	1	1	1
Executive Assistant	1	1	1	1
Survey Party Chief	0	0	0	0
Cad Operator	1	0	0	0
Total Budgeted Staffing Level	8	8	8	8

	2016/17 Actual	2017/18 Actual	2018/19 Approved	2019/20 Proposed
<u>Personnel Services</u>				
1010 Salaries and Wages	\$ 498,971	\$ 524,084	\$ 545,884	\$ 556,503
1030 Accrued Compensation	6,751	7,157	6,000	6,000
1040 Overtime	7,439	613	5,000	5,000
2010 FICA Taxes	38,837	38,704	43,244	44,057
2020 Retirement Contributions	76,518	92,101	94,615	95,170
2030 Life & Health Insurance	101,480	106,563	113,997	108,847
2035 Dental Insurance	6,569	6,484	6,507	6,015
2040 Workers' Compensation	9,455	9,254	6,835	9,393
Total Personnel Services	\$ 746,021	\$ 784,962	\$ 822,081	\$ 830,985

<u>Operating Expense</u>				
3490 Contractual Fees	\$ 113,622	\$ 96,545	\$ 125,000	\$ 125,000
3492 FDOT/Closed Loop	145,179	3,752	193,000	193,000
4010 Car Allowance	8,400	8,400	8,400	8,400
4020 Travel and Education	1,158	0	2,500	2,500
4030 Conferences	0	0	1,500	1,500
4110 Communications	10,707	14,409	12,080	12,080
4120 Freight and Postage	433	211	500	500

Proposed Budget for Fiscal Year 2019/20

Fund Title: General		Department: Engineering			
Fund/Division Number: 4400		Division:			
	2016/17 Actual	2017/18 Actual	2018/19 Approved	2019/20 Proposed	
Operating Expense					
4410	Equipment Rental	3,831	4,345	4,700	4,700
4650	Vehicle Maintenance	307	443	1,200	500
4651	Vehicle Parts	2,632	1,638	1,500	1,500
4660	Equipment Maintenance	0	0	1,500	1,500
4670	Computer Maintenance	0	0	1,500	1,500
4675	Software Maintenance	431	0	0	0
4710	Reproduction	500	0	2,000	2,000
4810	Advertising	0	242	500	500
4990	Miscellaneous Expenses	420	1,266	500	500
5110	Office Supplies	3,991	3,160	2,800	2,800
5120	EDP Supplies	924	394	500	500
5150	Misc. Equipment Expense	0	1,185	0	0
5210	Gas and Oil	3,115	3,297	4,000	3,500
5231	Safety Supplies	40	0	500	500
5232	Other Supplies	0	0	500	500
5250	Uniforms	537	611	0	0
5260	Expendable Tools	0	0	200	200
5320	Traffic Signal Materials	66,855	92,216	106,500	106,500
5410	Books,Pubs,Subscriptions & Mbrshp	690	453	250	250
	Total Operating Expense	\$ 363,771	\$ 232,567	\$ 471,630	\$ 470,430
Capital Outlay					
6410	Office Equipment & Machinery	\$ 777	\$ 100	\$ 0	\$ 0
	Total Capital Outlay	\$ 777	\$ 100	\$ 0	\$ 0
	TOTAL APPROPRIATIONS	\$ 1,110,569	\$ 1,017,629	\$ 1,293,711	\$ 1,301,415

Proposed Budget for Fiscal Year 2019/20

Fund Title: General	Department: Public Works	
Fund/Division Number: 4504	Division: Leisure Services	

	2016/17 Actual	2017/18 Actual	2018/19 Approved	2019/20 Proposed
<u>Budgeted Staffing Level</u>				
Recreation Coordinator	0	0	1	1
Facilities Program Specialist	2	2	2	2
Trolley Operator (PT)	0	0	2	4
Total Budgeted Staffing Level	<u>2</u>	<u>2</u>	<u>5</u>	<u>7</u>

	2016/17 Actual	2017/18 Actual	2018/19 Approved	2019/20 Proposed
<u>Personnel Services</u>				
1010 Salaries and Wages	\$ 77,726	\$ 79,635	\$ 157,305	\$ 180,376
1030 Accrued Compensation	1,453	1,833	1,500	1,500
1040 Overtime	716	0	0	0
2010 FICA Taxes	5,805	5,949	12,149	13,914
2020 Retirement Contributions	11,922	14,094	26,981	30,501
2030 Life & Health Insurance	19,924	20,926	31,399	31,821
2035 Dental Insurance	701	939	1,383	1,644
2040 Workers' Compensation	200	270	1,069	3,111
Total Personnel Services	<u>\$ 118,447</u>	<u>\$ 123,646</u>	<u>\$ 231,786</u>	<u>\$ 262,866</u>

	2016/17 Actual	2017/18 Actual	2018/19 Approved	2019/20 Proposed
<u>Operating Expense</u>				
3495 Temporary Employee Services	\$ 0	\$ 540	\$ 0	\$ 10,000
4110 Communications	20,092	20,296	20,000	20,000
4120 Postage & Freight	23	19	0	0
4410 Equipment Rental	0	0	0	0
4560 Insurance/Special Events	6,486	7,844	3,500	3,500
4610 Building Maintenance	15,408	1,476	4,000	4,000
4611 Janitorial Services	(7,810)	2,918	4,000	4,000
4620 Building Supplies	1,400	0	1,000	1,000
4651 Vehicle Parts	405	289	0	0
4675 Software Maintenance	825	18,407	2,000	2,000
4710 Reproduction	0	0	500	500
4810 Advertising	2,108	0	1,000	1,000
4940 Bad Debt/Loss Expense	0	0	500	500
4960 Administrative Charge	1,769	3,022	1,000	1,000
4990 Miscellaneous Expenses	981	1,105	1,000	1,000
4992 Youth Activities	4,732	143,335	50,000	50,000
5110 Office Supplies	3,105	2,734	3,000	3,000
5120 EDP Supplies	0	100	750	750

Proposed Budget for Fiscal Year 2019/20

Fund Title: General	Department: Public Works
Fund/Division Number: 4504	Division: Leisure Services

	2016/17 Actual	2017/18 Actual	2018/19 Approved	2019/20 Proposed
Operating Expense				
5150 Misc. Equipment Exp.	3,383	8,853	3,000	3,000
5210 Gas & Oil	189	313	500	500
5232 Other Supplies	1,490	2,463	2,500	2,500
5410 Books,Pubs,Subscriptions & Mbrshp	75	15	0	0
Total Operating Expense	\$ 54,660	\$ 213,728	\$ 98,250	\$ 108,250
Capital Outlay				
3495 Temporary Employee Services	\$ 0	\$ 0	\$ 0	\$ 0
Total Capital Outlay	\$ 0	\$ 0	\$ 0	\$ 0
TOTAL APPROPRIATIONS	\$ 173,107	\$ 337,374	\$ 330,036	\$ 371,116

Proposed Budget for Fiscal Year 2019/20

Fund Title: General	Department: Administrative Services
Fund/Division Number: 6000	Division:

	2016/17 Actual	2017/18 Actual	2018/19 Approved	2019/20 Proposed
Personnel Services				
1010 Salary & Wages	\$0	\$0	\$0	\$0
1030 Accrued Compensation	0	0	0	0
2010 FICA Taxes	0	0	0	0
2020 Retirement/General Members	0	0	0	0
2025 Retirement/Police Officers	329,933	367,113	300,000	350,000
2030 Life & Health Insurance	134,450	116,140	160,811	133,134
2035 Dental Insurance	0	0	10,531	0
Total Personnel Services	\$ 464,384	\$ 483,253	\$ 471,342	\$ 483,134
Operating Expense				
3110 Insurance Consultant	\$ 32,338	\$ 24,450	\$ 35,000	\$ 35,000
3190 Consultant Fees	0	0	5,000	5,000
3200 Accounting and Auditing	33,750	37,532	66,500	39,000
3490 Contractual Fees	99,212	190,835	150,000	150,000
4110 Communications	97,956	92,079	100,000	100,000
4120 Freight and Postage	24,467	9,539	25,000	17,500
4310 Utilities	323,385	336,534	330,500	330,500
4410 Equipment Rental	58,060	67,500	0	0
4430 Land Lease	54,000	18,000	55,000	55,000
4510 Insurance & Fidelity Bond	605,826	677,926	625,000	725,000
4530 Fla. Unemploy. Comp Fund	340	10,961	10,000	10,000
4540 Workers' Comp. Claims	0	100	20,000	5,000
4550 Liability & Property Claims	0	0	50,000	25,000
4590 Property Damage Reimb	6,646	3,323	5,000	5,000
4651 Vehicle Parts	0	6,551	0	0
4660 Equipment Maintenance	103	0	10,000	5,000
4675 Software Maintenance	46,266	47,597	10,000	50,000
4710 Reproduction	1,124	1,139	0	1,000
4810 Advertising	303	0	2,000	500
4925 Computer Loans	14,448	6,601	30,000	30,000
4940 Bad Debt Expense	0	0	0	0
4945 Refunds	0	58,338	0	0
4947 Wellness	1,468	529	10,000	10,000
4950 Settlements	1,929	0	0	0
4960 Administrative Charges	111	582	5,000	2,500

Proposed Budget for Fiscal Year 2019/20

Fund Title: General		Department: Administrative Services			
Fund/Division Number: 6000		Division:			
	2016/17 Actual	2017/18 Actual	2018/19 Approved	2019/20 Proposed	
Operating Expense contd.					
4970	Inventory Adjustments	21,277	1,272	5,000	5,000
4980	Contingency	0	0	0	0
4985	Tax Increment Financing	2,496,395	2,778,307	3,021,178	3,210,672
4986	Stormwater Fees	51,720	61,930	55,000	60,000
4990	Miscellaneous Expenses	115,072	125,406	10,000	10,000
4993	Keep Ft. Pierce Beautiful	18,764	11,104	15,000	15,000
5110	Office Supplies	0	198	0	0
5150	Miscellaneous Equipment	307	390	0	0
5210	Gas & Oil	(6,207)	(990)	0	0
5410	Books,Pubs,Subscriptions & Mbrshp	7,336	5,046	11,000	8,000
	Total Operating Expense	\$ 4,106,393	\$ 4,572,778	\$ 4,661,178	\$ 4,909,672
Capital Outlay					
6200	Buildings	\$ 0	\$ 0	0	0
6310	Roads & Bridges	1,186,038	388,849	300,000	300,000
6315	Infrastructure Sales Tax Projects	0	0	0	1,500,000
6320	Other Structures & Facilities	0	22,237	0	0
6410	Office Equipment & Machinery	505,308	150,747	525,000	525,000
6420	Furniture & Furnishing	0	5,587	0	0
6440	Vehicles	1,429,586	1,742,822	0	0
	Total Capital Outlay	\$ 3,120,931	\$ 2,310,241	\$ 825,000	2,325,000
Grants and Aids					
8101	Weatherization/FPUA	\$ 35,000	\$ 0	\$ 0	\$ 0
8230	Economic Development Co	25,000	25,000	25,000	\$ 25,000
8255	Chamber of Commerce	35,000	36,486	35,000	35,000
8270	SLC Council on Aging	15,000	15,000	15,000	15,000
8391	Ft. Pierce PAL	26,071	67,474	0	0
8392	Special Events:				
	Sights & Sounds Parade	15,000	16,000	15,000	15,000
	Christmas Decorations	49,125	49,901	50,000	50,000
	Fireworks	20,000	20,000	20,000	20,000
	Mainstreet	10,000	10,000	10,000	10,000
	Lincoln Park Mainstreet	0	0	10,000	10,000
	United For Animals	10,000	10,000	10,000	10,000
	Youth Crime Prevention Conference	5,000	6,147	5,000	5,000
	Youth & Crime Prevention Activities	7,600	10,000	10,000	10,000
8410	Community Projects	1,600	2,433	50,000	50,000
	Total Grants and Aids	\$ 254,396	\$ 268,441	\$ 255,000	\$ 255,000

Proposed Budget for Fiscal Year 2019/20

Fund Title: General		Department:		Administrative Services	
Fund/Division Number: 6000		Division:			
		2016/17	2017/18	2018/19	2019/20
		Actual	Actual	Approved	Proposed
NON-OPERATING EXPENDITURES					
9125	Debt Service 2010 A	649,188	521,470	0	0
9130	Debt Service 2010 B	0	0	414,091	420,922
9167	Capital Improvement 2008 B	998,900	981,656	0	0
9164	Golf Course Debt 2004	0	358,000	0	0
9165	Capital Improvement 2014 (Energy)	474,777	201,231	499,452	502,525
9166	Capital Reserve Loan	35,561	197,057	197,057	197,057
9168	Capital Improvement 2015	1,379,692	1,337,778	2,421,614	2,317,300
9176	Debt Service 2016A/FPUA Adv Repmt.	243,145	155,735	159,625	159,738
9178	Debt Service 2016B-Land	0	172,721	67,403	71,012
9179	Debt Service 2016C-Radios	117,200	224,023	173,043	173,275
9179	Debt Service 2018	0	111,171	218,512	219,002
9180	Capital Leases- White Fleet	2,232	270,651	212,000	350,000
9180	Capital Leases- Police Fleet	54,373	0	242,000	742,000
9184	Special Revenue/Police Grant	58,813	135,514	50,000	50,000
9186	Special Revenue/103 CDBG	0	0	0	0
9187	Special Revenue/106 Grants	0	0	45,000	50,000
9180	Transfer to FPRA	1,526,901	274,994	0	0
9188	Transfer to Golf Course	170,000	0	0	0
9189	Transfer to Sunise Theatre	156,000	0	0	0
	Total Non-Operating	<u>\$ 5,866,782</u>	<u>\$ 4,942,000</u>	<u>\$ 4,699,797</u>	<u>\$ 5,252,831</u>
	TOTAL ADMINISTRATIVE	<u>\$ 13,812,885</u>	<u>\$ 12,576,714</u>	<u>\$ 10,912,317</u>	<u>13,225,637</u>
	TOTAL GENERAL FUND APPROPRIATIONS	<u>\$ 40,080,215</u>	<u>\$ 40,496,759</u>	<u>\$ 38,909,613</u>	<u>\$ 42,294,972</u>

Proposed Budget for Fiscal Year 2019/20

Fund Title: Community Redevelopment	Department: Community Redevelopment
Fund/Division Number: 104-0000	Division: FPRA

	2016/17 Actual	2017/18 Actual	2018/19 Approved	2019/20 Proposed
<u>Taxes</u>				
311 10 Ad Valorem Taxes	\$ 5,127,986	\$ 5,798,627	\$ 6,306,127	\$ 6,700,934
Total Taxes	\$ 5,127,986	\$ 5,798,627	\$ 6,306,127	\$ 6,700,934
<u>Licenses and Permits</u>				
329 20 Lot Clearing Permits	\$ 0	\$ 0	\$ 0	\$ 0
Total Licenses and Permits	\$ 0	\$ 0	\$ 0	\$ 0
<u>Intergovernmental</u>				
347 54 Marina Dockage	\$ 13,472	\$ 11,202	\$ 0	\$ 4,000
384 90 Other Grants	0	0	0	0
Total Intergovernmental	\$ 13,472	\$ 11,202	\$ 0	\$ 4,000
<u>Miscellaneous Revenue</u>				
361 10 Interest on Investments	\$ 7,726	\$ 8,807	\$ 500	\$ 500
362 14 Leases	203,672	205,697	170,000	194,000
363 10 Liens	53	0	500	100
369 31 Reimburse of Expenditures	6,290	8,528	5,000	5,000
369 44 Reimburse - Utility Authority	23,283	654	0	0
369 90 Other Misc. Revenues	440,219	149	2,000	500
Total Miscellaneous Revenues	\$ 681,243	\$ 223,835	\$ 178,000	\$ 200,100
<u>Transfers</u>				
Transfer from General Fund	\$ 1,526,901	\$ 274,994	\$ 0	\$ 0
Transfer from Construction Fund	0	0	0	0
Transfer from Restricted Fund	0	0	0	0
Total Transfers	\$ 1,526,901	\$ 274,994	\$ 0	\$ 0
Total Revenues	\$ 7,349,601	\$ 6,308,658	\$ 6,484,127	\$ 6,905,034
Prior Year Carry-Overs Operating	0	0	0	0
TOTAL RESOURCES	\$ 7,349,601	\$ 6,308,658	\$ 6,484,127	\$ 6,905,034

Proposed Budget for Fiscal Year 2019/20

Fund Title: Community Redevelopment	Department: Community Redevelopment
Fund/Division Number: 104-0000	Division: FPRA

	2016/17 Actual	2017/18 Actual	2018/19 Approved	2019/20 Proposed
Operating Expense				
3120 Legal Fees	\$ 30,063	\$ 0	\$ 0	\$ 0
3190 Consultant Fees	0	0	100,000	0
3200 Accounting & Auditing	6,500	5,000	5,000	5,500
3468 Marina Operation	5,183	8,479	10,000	10,000
3490 Contractual Fees	674	47,161	1,000	1,000
4020 Travel	0	0	0	0
4110 Communications	498	0	10,000	5,000
4120 Freight and Postage	5	0	500	500
4310 Utilities	18,905	18,024	30,000	20,000
4510 Insurance	77,644	83,703	85,000	90,000
4620 Site Maintenance	5,310	3,195	35,000	10,000
4650 Vehicle Maintenance	688	318	2,500	500
4651 Vehicle Parts	0	369	0	0
4675 Software Maintenance	0	200	0	0
4810 Advertising	958	520	1,000	10,000
4911 Loan Interest	441,886	654	0	0
4960 Administrative Fees	125,000	125,000	125,000	125,000
4980 Contingency	0	0	52,761	176,838
4985 Real Estate Taxes	21,580	29,153	30,000	40,000
4990 Miscellaneous Expenses	579	1,136	1,000	1,000
5110 Office Supplies	0	0	0	0
5120 EDP Supplies	0	0	0	0
5210 Gas and Oil	975	1,616	1,000	2,000
5410 Books, Pubs, Subscriptions & Mbrshp	2,470	3,940	2,500	4,000
Total Operating Expense	\$ 738,918	\$ 328,469	\$ 492,261	\$ 501,338
Capital Outlay				
6100 Land	\$ 829,389	\$ 0	\$ 0	\$ 0
6320 Other improvements	9,691	80,944	0	0
6410 Office Equip & Machinery	0	6,525	0	0
6440 Vehicles	0	0	0	0
Total Capital Outlay	\$ 839,079	\$ 87,469	\$ 0	\$ 0

Proposed Budget for Fiscal Year 2019/20

Fund Title: Community Redevelopment	Department: Community Redevelopment
Fund/Division Number: 104-0000	Division: FPRA

	2016/17 Actual	2017/18 Actual	2018/19 Approved	2019/20 Proposed
Other Programs & Projects				
8340 Other Grants & Aids	\$ 10	\$ 0	\$ 0	\$ 0
8347 School Resorce Officers	0	0	350,000	350,000
8391 Ft. Pierce/PAL	22,385	0	0	0
8392 Youth Activities	0	1,204	20,000	20,000
Total Programs & Projects	\$ 22,395	\$ 1,204	\$ 370,000	\$ 370,000
Transfers				
90 01 General-Debt Service (2010B)	\$ 419,185	\$ 421,459	\$ 414,091	\$ 420,922
90 01 General-Debt Service/(2008A)	1,358,060	1,358,803	2,179,453	2,179,122
90 01 General-Debt Service/(2008B)	985,250	981,656	0	0
9118 Debt Service 2015A	1,621,360	1,619,040	1,620,760	1,621,360
9119 Debt Service 2015B	891,160	888,400	890,160	891,280
9120 Debt Service 2016-Land	66,892	68,793	67,403	71,012
9166 Sunrise Theatre	450,000	450,000	450,000	450,000
9167 General	0	0	0	400,000
9188 HUD Grants	0	14,350	0	0
Total Transfers	\$ 5,791,907	\$ 5,802,501	\$ 5,621,866	\$ 6,033,696
TOTAL APPROPRIATIONS	\$ 7,392,299	\$ 6,219,643	\$ 6,484,127	\$ 6,905,034

Proposed Budget for Fiscal Year 2019/20

Fund Title:		Marina Fund			
Fund/Division Number: 401-0000					
		2016/17 Actual	2017/18 Actual	2018/19 Approved	2019/20 Proposed
Grants					
331 50	Disaster Relief/Federal	\$0	\$0	\$0	\$0
334 39	Physical Environmental Grant	0	351,425	100,000	86,583
334 50	Disaster Relief/State	0	0	0	0
	Total Grants	<u>\$ 0</u>	<u>\$ 351,425</u>	<u>\$ 100,000</u>	<u>\$ 86,583</u>
Charges for Services					
347 54	Dockage	\$ 1,059,764	\$ 1,191,087	\$ 1,000,000	\$ 1,000,000
347 55	Transient Dockage	538,526	511,770	500,000	500,000
	Total Charges for Services	<u>\$ 1,598,291</u>	<u>\$ 1,702,857</u>	<u>\$ 1,500,000</u>	<u>\$ 1,500,000</u>
Miscellaneous Revenue					
361 10	Interest Earnings	\$ 4,567	\$ 9,624	\$ 5,000	\$ 6,000
361 33	Other Investment Interest	20	1,836	0	0
362 14	Leases	9,740	10,286	8,762	2,500
362 15	Tiki Lease	233,906	221,948	133,000	133,000
364 41	Sale of Surplus Equipment	0		0	0
369 31	Reimburse of Expenditures	50		0	0
369 70	Events	0		0	0
369 85	Settlement of Claims	275,000	400	0	0
369 90	Other Misc. Revenue	13,561	6,942	7,500	7,500
369 91	Gas and Oil Sales	1,162,724	1,237,730	950,000	825,000
369 92	Electric Utility Sales	149,003	149,084	150,000	150,000
369 93	Utility Fees	21,545	23,578	21,000	21,000
369 94	Soda, Candy & Ice Sales	199,299	190,540	200,000	170,000
369 96	Late Payment Charges	2,640	3,298	3,000	3,000
369 97	Live Aboards	51,218	71,658	46,000	60,000
369 98	Other Miscellaneous Revenues	12,427	16,815	12,000	12,000
	Total Miscellaneous Revenue	<u>\$ 2,135,698</u>	<u>\$ 1,943,740</u>	<u>\$ 1,536,262</u>	<u>\$ 1,390,000</u>
	Total Revenue	\$ 3,733,989	\$ 3,998,022	\$ 3,136,262	\$ 2,976,583
	Appropriated Retained Earnings	<u>(300,242)</u>	<u>(260,877)</u>	797,594	845,579
	TOTAL RESOURCES	<u>\$ 3,433,747</u>	<u>\$ 3,737,145</u>	<u>\$ 3,933,856</u>	<u>\$ 3,822,162</u>

Proposed Budget for Fiscal Year 2019/20

Fund Title: Marina Fund
Fund/Division Number: 401-4100-575

	2016/17 Actual	2017/18 Actual	2018/19 Approved	2019/20 Proposed
<u>Budgeted Staffing Level</u>				
Marina Manager	1	1	1	1
Senior Accounting Analyst	0	1	1	1
Assistant Dockmaster	1	1	1	1
Marina Concierge Retailer	0	1	1	1
Dock Attendant	1	1	1	1
Storekeeper (FT)	1	1	1	1
Storekeeper (PT)	1	0	0	1
Dock Master	0	1	1	0
Executive Assistant	1	0	0	0
Marina Operations Supervisor	1	0	0	0
Total Budgeted Staffing Level	<u>7</u>	<u>7</u>	<u>7</u>	<u>7</u>

	2016/17 Actual	2017/18 Actual	2018/19 Approved	2019/20 Proposed
<u>Personnel Services</u>				
1010 Salaries and Wages	224,429.80	248,351.14	310,782.95	334,041.72
1030 Accrued Compensation	16,697.45	3,986.40	6,000.00	6,000.00
1040 Overtime	6,784.58	3,093.93	5,000.00	5,000.00
2010 FICA Taxes	20,898.23	19,645.41	24,937.70	26,716.99
2020 Retirement Contributions	37,111.00	43,943.41	54,670.92	50,412.02
2030 Life & Health Insurance	45,115.93	48,962.32	59,065.35	54,537.36
2035 Dental Insurance	2,475.36	2,846.51	3,862.56	3,787.23
2040 Workers' Comp.	9,422.34	14,006.04	9,809.45	13,831.87
Total Personnel Services	<u>\$ 362,935</u>	<u>\$ 384,835</u>	<u>\$ 474,129</u>	<u>\$ 494,327</u>

<u>Operating Expense</u>				
3120 Legal Fees	1,425.07	913.82	5,000.00	5,000.00
3190 Consulting Fees	-	-	5,000.00	-
3200 Accounting & Auditing	2,526.87	2,605.52	2,700.00	2,850.00
3490 Misc. Contract Services	137,523.35	199,191.99	150,000.00	100,000.00
3495 Temp Employee Svc	190,833.70	192,417.50	185,000.00	185,000.00
4010 Car Allowance	4,200.00	4,200.00	4,200.00	4,200.00
4020 Travel & Education	110.00	3,487.48	3,000.00	3,000.00
4110 Communications	33,727.32	33,578.66	40,000.00	35,000.00
4120 Freight and Postage	1,253.80	2,703.68	1,500.00	3,000.00

Proposed Budget for Fiscal Year 2019/20

Fund Title: Marina Fund
Fund/Division Number: 401-4100-575

	2016/17 Actual	2017/18 Actual	2018/19 Approved	2019/20 Proposed
Operating Expense contd.				
4310 Utilities	127,634.82	140,770.65	148,000.00	148,000.00
4410 Equipment Rental	6,689.50	526.83	1,500.00	1,500.00
4430 Land Lease	39,585.66	33,723.73	40,000.00	40,000.00
4510 Insurance & Fidelity Bond	352,590.55	371,224.86	390,000.00	410,000.00
4540 FLC Liability & Property	-	-	15,000.00	15,000.00
4610 Building Maintenance	5,348.22	15,878.91	10,000.00	10,000.00
4620 Restroom/Laundry Maint.	387.67	4,519.75	4,000.00	4,000.00
4630 Pier Maintenance	154,258.32	25,320.46	18,000.00	15,000.00
4650 Vehicle Maintenance	-	-	400.00	400.00
4651 Vehicle Parts	2.93	125.04	250.00	250.00
4660 Equipment Maintenance	4,723.50	4,565.01	4,000.00	4,000.00
4670 Computer Maintenance	272.00	-	-	-
4675 Software Maintenance	13,769.46	25,200.48	8,000.00	20,807.00
4710 Reproduction	1,957.75	2,119.94	1,200.00	2,197.00
4810 Advertising	23,503.08	22,697.88	24,000.00	20,000.00
4920 Cost of Goods Sold Fuel	901,819.26	1,023,632.97	850,000.00	700,000.00
4925 Cost of Events	262.50	93.24	2,500.00	2,500.00
4930 Cost of Goods Sold	97,100.50	101,394.27	95,000.00	85,000.00
4935 Disaster Charges				
4940 Bad Debt Expense	1,660.94	4,221.94	5,000.00	7,788.00
4950 Settlement of Claims				
4960 Administrative Charges	123,714.17	128,621.68	100,000.00	125,000.00
4970 Inventory Adjustment	-	-	2,500.00	2,500.00
4975 Taxes	33,855.50	34,036.40	35,000.00	35,000.00
4990 Miscellaneous Expense	2,617.41	859.32	3,500.00	3,500.00
5110 Office Supplies	7,882.22	7,793.20	4,000.00	7,500.00
5120 EDP Supplies	1,314.99	371.44	500.00	500.00
5150 Misc. Equipment	15,024.61	32,117.39	3,000.00	3,000.00
5210 Gas and Oil	347.52	684.87	1,000.00	1,000.00
5230 Cleaning Supplies	15,918.65	15,041.82	15,000.00	15,000.00
5231 Safety Supplies	-	-	500.00	500.00
5232 Other Supplies	-	-	500.00	500.00
5241 Horticultural Supplies	1,159.93	1,459.56	1,500.00	1,500.00

Proposed Budget for Fiscal Year 2019/20

Fund Title:		Marina Fund			
Fund/Division Number: 401-4100-575					
		2016/17 Actual	2017/18 Actual	2018/19 Approved	2019/20 Proposed
<u>Operating Expense contd.</u>					
5250	Uniforms	-	775.36	1,800.00	2,000.00
5260	Expendable Tools	3,917.86	4,683.37	2,000.00	2,000.00
5410	Books,Pubs,Subscriptions&Mbrshp	250.00	315.00	1,500.00	1,500.00
5900	Depreciation	1,119,996.24	1,117,617.74	1,119,996.00	1,117,617.60
	Total Operating Expense	\$ 3,429,166	\$ 3,559,492	\$ 3,305,546	\$ 3,143,110
<u>Capital Outlay</u>					
6310	Other Improvements	-	423,725.87	150,000.00	150,000.00
6320	Other Structures Facility	-	-	250,000.00	150,000.00
6360	Hurricane Improvements	-	-	-	-
6410	Office Equip & Machinery	7,212.87	11,687.78	4,000.00	4,000.00
6420	Furniture & Furnishings	-	-	500.00	500.00
6445	Other Equipment	6,880.22	12,395.00	25,000.00	12,000.00
	Total Capital Outlay	\$ 14,093	\$ 447,809	\$ 429,500	\$ 316,500
<u>Debt Service</u>					
7010	Principal	\$ 0	\$ 0	\$ 267,369	\$ 390,494
7020	Interest	208,933	174,335	168,478	186,519
7030	Other Debt Service Cost	3,964	14,684	4,000	4,000
	Total Debt Service	\$ 212,897	\$ 189,018	\$ 439,847	\$ 581,013
<u>Non-Operating Expenses</u>					
9110	Transfer to General	\$ 250,000	\$ 250,000	\$ 250,000	\$ 250,000
9200	Loan Principal	0	0	136,493	140,645
9300	Loan Interest	27,313	23,609	18,337	14,185
	Total Non-Operating Expenses	\$ 277,313	\$ 273,609	\$ 404,830	\$ 404,830
	TOTAL APPROPRIATIONS	\$ 4,296,403	\$ 4,854,763	\$ 5,053,852	\$ 4,939,780

Proposed Budget for Fiscal Year 2019/20

Fund Title:		Solid Waste			
Fund/Division Number: 402-0000					
		2016/17 Actual	2017/18 Actual	2018/19 Approved	2019/20 Proposed
Grants					
331 50	Disaster Relief/Federal	\$ 0	\$ 0	\$ 0	\$ 0
331 50	Disaster Relief/State	0	0	0	0
	Total Grants	\$ 0	\$ 0	\$ 0	\$ 0
Charges for Services					
343 40	Residential Service	\$ 2,735,213	\$ 3,171,863	\$ 3,200,000	\$ 3,200,000
343 41	Commercial Service	3,431,596	3,854,724	3,900,000	4,125,000
343 43	Commercial Trash	101,291	101,291	115,000	115,000
343 44	Recycling/Billing	330,198	384,516	345,000	375,000
343 45	Other Income	0	0	1,000	1,000
343 46	Recycling Program	23,840	16,559	18,000	12,000
	Total Charges for Services	\$ 6,622,138	\$ 7,528,954	\$ 7,579,000	\$ 7,828,000
Miscellaneous Revenue					
361 10	Interest on Investments	\$ 3,289	\$ 9,961	\$ 4,000	\$ 4,000
361 20	Interest of SBA	0	0	0	0
364 41	Sale of Surplus	0	0	0	0
366 90	Contributions/Private Sources	15,485	277,361	0	0
369 85	Settlement of Claims	0	0	0	0
369 90	Miscellaneous Revenue	39,152	0	0	0
	Total Miscellaneous Revenue	\$ 57,926	\$ 287,322	\$ 4,000	\$ 4,000
	Total Revenues	\$ 6,680,064	\$ 7,816,275	\$ 7,583,000	\$ 7,832,000
	Appropriated Retained Earnings	129,500	0	(419,775)	(534,132)
	TOTAL RESOURCES	\$ 6,809,564	\$ 7,816,275	\$ 7,163,225	\$ 7,297,868

Proposed Budget for Fiscal Year 2019/20

Fund Title: Solid Waste
Fund/Division Number: 402-4200-534

	2016/17 Actual	2017/18 Actual	2018/19 Approved	2019/20 Proposed
<u>Budgeted Staffing Level</u>				
Public Works Director	0	0	1	1
Deputy Public Works Director	0	0	1	1
Fleet Manager	0	0	1	1
Division Manager	1	1	1	1
Operations Manager-Fleet	1	1	1	1
Executive Assistant	1	1	1	1
Administrative Assistant	1	1	1	1
Sanitation Driver	20	20	20	20
Maintenance Worker	2	2	2	2
Master Mechanic	1	1	1	1
Diesel Mechanic	3	3	3	3
GIS Analyst	1	1	1	1
Inspector	1	1	1	1
Public Works Manager	1	1	0	0
Total Budgeted Staffing Level	<u>33</u>	<u>33</u>	<u>35</u>	<u>35</u>

	2016/17 Actual	2017/18 Actual	2018/19 Approved	2019/20 Proposed
<u>Personnel Services</u>				
1010 Salaries and Wages	\$ 1,140,969	\$ 1,118,374	\$ 1,583,676	\$ 1,499,634
1030 Accrued Compensation	53,675	28,634	14,700	14,700
1040 Overtime	185,389	165,920	50,000	50,000
2010 FICA Taxes	106,938	98,351	126,101	119,672
2020 Retirement Contributions	174,234	190,181	259,861	247,459
2030 Life & Health Insurance	274,899	240,910	376,676	374,132
2035 Dental Insurance	19,094	18,205	21,892	23,171
2040 Workers' Comp.	106,247	115,201	84,210	91,529
Total Personnel Services	<u>\$ 2,061,444</u>	<u>\$ 1,975,776</u>	<u>\$ 2,517,116</u>	<u>\$ 2,420,297</u>

Proposed Budget for Fiscal Year 2019/20

Fund Title: **Solid Waste**
Fund/Division Number: 402-4200-534

	2016/17 Actual	2017/18 Actual	2018/19 Approved	2019/20 Proposed
Operating Expense				
3200 Accounting & Auditing	\$ 6,166	\$ 6,358	\$ 6,500	\$ 6,800
3420 U.A. Customer Service Admin.	171,600	187,200	187,200	187,200
3430 Landfill Contract	1,897,542	1,836,500	1,650,000	1,650,000
3490 Misc. Contract Services	165,570	230,284	200,000	200,000
3495 Temp Employee Svcs	378,260	417,960	200,000	200,000
4010 Car Allowance	4,200	4,200	4,200	4,200
4020 Travel & Education	3,361	8,807	10,000	10,000
4110 Communications	92,586	106,493	93,000	93,000
4120 Freight and Postage	2,573	2,566	1,000	1,000
4310 Utilities	14,058	15,311	16,000	16,000
4410 Equipment Rental	3,130	3,121	0	0
4510 Insurance & Fidelity Bond	129,588	125,079	130,000	140,000
4550 Liability & Property Claims	0	0	26,165	10,000
4650 Vehicle Maintenance	3,865	4,522	5,000	5,000
4651 Vehicle Parts	447,857	288,613	175,000	300,000
4652 Tires, Tubes & Batteries	167,534	136,922	85,000	85,000
4653 Unforeseeable	524	0	25,000	25,000
4660 Equipment Maintenance	6,768	22,889	50,000	50,000
4670 Computer Maintenance	272	0	1,000	1,000
4675 Software Maintenance	8,150	15,361	10,000	10,000
4680 Radio Maintenance	0	0	500	500
4710 Reproduction	3,510	3,252	5,000	5,000
4810 Advertising	10,756	7,146	5,000	5,000
4950 Settlement of Claims	0	0	0	0
4960 Administrative Charges	80,000	80,000	80,000	80,000
4990 Miscellaneous Expense	12,332	10,902	10,000	10,000
5110 Office Supplies	5,445	6,339	5,000	5,000
5120 EDP Supplies	0	1,932	300	300
5150 Miscellaneous Equip Expense	27,667	26,873	0	0

Proposed Budget for Fiscal Year 2019/20

Fund Title:		Solid Waste			
Fund/Division Number: 402-4200-534					
		2016/17 Actual	2017/18 Actual	2018/19 Approved	2019/20 Proposed
<u>Operating Expense contd.</u>					
5210	Gas and Oil	257,270	305,223	300,000	300,000
5232	Other Supplies	4,845	7,739	6,000	6,000
5242	Chemicals	3,941	6,371	8,000	8,000
5250	Uniforms	15,692	17,916	20,000	20,000
5260	Expendable Tools	2,402	1,262	1,500	1,500
5410	Books,Pubs,Subscriptions&Mbrshp	1,184	14,998	1,000	1,000
5900	Depreciation	283,133	487,631	287,418	487,625
	Total Operating Expense	\$ 4,211,779	\$ 4,389,770	\$ 3,604,783	\$ 3,924,125
<u>Capital Outlay</u>					
6200	Buildings	\$ 0	\$ 0	\$ 0	\$ 0
6320	Other Improvements	0	3,652	0	0
6410	Office Equip & Machinery	6,052	870	0	0
6420	Furniture & Furnishings	0	1,154	0	0
6430	Heavy Equipment	15,600	100,000	0	0
6445	Other Equipment	106,767	126,554	150,000	150,000
	Total Capital Outlay	\$ 128,419	\$ 232,230	\$ 150,000	\$ 150,000
<u>Non-Operating Expense</u>					
9110	Transfer to General	\$ 660,609	\$ 860,925	\$ 800,000	\$ 860,000
9200	Capital Loan Payment	30,446	0	332,734	385,000
9200	Debt Service/Radios	0	37,014	46,010	46,072
	Total Non-Operating Expense	\$ 691,054	\$ 897,939	\$ 1,178,744	\$ 1,291,072
	TOTAL APPROPRIATIONS	\$ 7,092,697	\$ 7,495,716	\$ 7,450,643	\$ 7,785,493

Proposed Budget for Fiscal Year 2019/20

Fund Title: **Golf Course Fund**
Fund/Division Number: 405 0000

	2016/17 Actual	2017/18 Actual	2018/19 Approved	2019/20 Proposed
<u>Charges for Services</u>				
347 20 Membership Dues	\$ 2,510	\$ 24,540	\$ 2,500	\$ 4,000
347 22 Other Memberships	20,299	892	28,000	36,000
347 24 Golf Fees	860,213	944,945	1,117,438	1,080,000
347 24 Adjustment Golf Fees	0	(80,485)		0
347 25 Driving Range	15,603	18,231	30,000	35,000
Total Charges for Services	\$ 898,625	\$ 908,122	\$ 1,177,938	\$ 1,155,000
<u>Miscellaneous Revenue</u>				
361 10 Interest Earnings	\$ 244	\$ 132	\$ 250	\$ 250
369 25 Pro Shop Merchandise	25,500	71,952	40,000	90,000
369 31 Reimbursement of Expenses	0	7,622	0	0
369 70 Events	516	(418)	0	3,514
369 80 Food	10,494	18,815	24,000	32,000
369 85 Settlement of Claims	0	48,984	0	0
369 89 Alcoholic Beverages	24,930	40,621	36,500	57,200
369 90 Misc Revenues	6,917	9,464	5,000	25,000
369 94 Snacks & Beverages	12,478	22,095	20,000	32,000
369 98 Other Misc Revenues	0	0	0	25,000
Total Miscellaneous Revenue	\$ 81,080	\$ 219,267	\$ 125,750	\$ 264,964
Total Revenues	\$ 979,705	\$ 1,127,390	\$ 1,303,688	\$ 1,419,964
<u>Transfers</u>				
381 01 Transfer from General Fund	\$ 170,000	\$ 358,000	\$ 0	\$ 0
382 50 Transfer from Solid Waste	0	0	0	0
Total Transfers	\$ 170,000	\$ 358,000	\$ 0	\$ 0
Appropriated Retained Earnings	0	0	(35,000)	0
TOTAL RESOURCES	\$ 1,149,705	\$ 1,485,390	\$ 1,268,688	\$ 1,419,964

Proposed Budget for Fiscal Year 2019/20

Fund Title: **Golf Course Fund**
Fund/Division Number: 405-4500-572

	2016/17 Actual	2017/18 Actual	2018/19 Approved	2019/20 Proposed
<u>Budgeted Staffing Level</u>				
Golf Course Manager	1	1	1	1
Golf Pro	0	1	1	2
Assistant Golf Pro	2	0	0	0
Superintendent	1	0	0	0
Cart Attendant (PT)	1	0	0	0
Lead Greenskeeper	1	0	0	0
Greenskeeper	5	0	0	0
Facilities Maint. Supervisor	1	0	0	0
Facilities Attendant	1	0	0	0
Total Budgeted Staffing Level	<u>13</u>	<u>2</u>	<u>2</u>	<u>3</u>

	2016/17 Actual	2017/18 Actual	2018/19 Approved	2019/20 Proposed
<u>Personnel Services</u>				
1010 Salaries and Wages	\$ 364,833	\$ 46,678	\$ 143,760	\$ 146,202
1030 Accrued Compensation	5,003	59,280	1,100	1,600
1040 Overtime	5,797	558	0	0
2010 FICA Taxes	30,770	7,922	11,082	11,307
2020 Retirement Contributions	55,439	14,623	24,612	24,786
2030 Life & Health Insurance	96,848	(28,400)	29,765	31,217
2035 Dental Insurance	6,785	1,134	1,593	1,654
2040 Workers' Comp.	7,928	1,890	2,035	2,956
Total Personnel Services	<u>\$ 573,404</u>	<u>\$ 103,685</u>	<u>\$ 213,946</u>	<u>\$ 219,723</u>

Proposed Budget for Fiscal Year 2019/20

Fund Title: Golf Course Fund
 Fund/Division Number: 405-4500-572

	2016/17 Actual	2017/18 Actual	2018/19 Approved	2019/20 Proposed
Operating Expense				
3190 Consultant Fees	\$ 0	\$ 0	\$ 0	\$ 0
3200 Accounting & Auditing	1,795	1,851	2,000	2,100
3440 Aquatic Weed Control	6,985	635	0	0
3490 Contractual Fees	1,725	551,655	567,000	584,500
3495 Temp Employee Svcs	165,133	209,527	120,000	115,000
4110 Communications	22,848	24,022	17,500	17,500
4120 Freight and Postage	211	8	50	250
4310 Utilities	56,488	53,800	45,000	45,000
4410 Equipment Rental-Golf Carts	38,408	43,953	47,000	46,800
4420 Land Lease	44,398	45,602	37,000	45,000
4510 Insurance & Fidelity Bond	52,019	49,588	34,000	55,000
4610 Building Maintenance	1,159	837	1,000	1,000
4620 Building Supplies	1,845	79	1,000	1,000
4630 Irrigation Maintenance	14,824	0	0	750
4651 Vehicle Parts	0	0	0	0
4660 Equipment Maintenance	25,639	11,611	3,000	500
4670 Computer Maintenance	272	0	500	500
4675 Software Maintenance	7,721	10,611	5,000	2,000
4810 Advertising	28,544	29,999	25,000	23,000
4925 Cost of Events	499	883	0	1,200
4930 Cost of Goods Sold	0	22,491	26,500	20,000
4932 Liquor Expense	0	17,699	14,200	23,000
4935 Merchandise CGS	22,463	39,440	45,000	63,000
4940 Bad Debt Expense	0	0	0	0
4960 Administrative Charges	56,480	58,110	60,000	60,000
4976 License and Fees	723	723	3,000	1,200
4980 Over/Short Expense	297	(144)	0	0
4985 Taxes	14,076	14,030	19,447	15,000
4990 Miscellaneous Expense	0	1,278	0	0

Proposed Budget for Fiscal Year 2019/20

Fund Title: **Golf Course Fund**
Fund/Division Number: **405-4500-572**

	2016/17 Actual	2017/18 Actual	2018/19 Approved	2019/20 Proposed
<u>Operating Expense contd.</u>				
5110 Office Supplies	1,084	1,379	750	1,000
5120 EDP Supplies	201	574	750	750
5150 Misc Equipment Expense	4,300	18,424	0	0
5210 Gas and Oil	20,173	37,432	20,000	25,000
5231 Safety Supplies	0	0	500	1,500
5232 Other Supplies	0	4,262	2,966	5,000
5235 Maintenance Supplies	3,442	0	0	0
5240 Golf Supplies	1,278	464	9,000	3,000
5241 Horticultural Supplies	0	0	0	0
5242 Chemicals	56,515	14,067	0	0
5243 Turf Supplies	21,033	0	0	0
5244 Fertilizer	56,880	22,727	0	0
5250 Uniforms	13,362	523	1,000	750
5410 Books,Pubs,Subscriptions&Mbrshp	3,129	3,298	2,000	3,300
5900 Depreciation	134,701	135,347	134,729	135,347
Total Operating Expense	\$ 880,648	\$ 1,426,784	\$ 1,244,892	\$ 1,298,947
<u>Capital Outlay</u>				
6200 Buildings	\$ 0	\$ 0	\$ 0	\$ 0
6320 Other Structures Facility	0	0	0	0
6410 Office Equip & Machinery	0	12,603	0	0
6420 Furniture & Furnishings	0	0	0	0
6445 Other Equipment	4,200	52,606	0	4,000
Total Capital Outlay	\$ 4,200	\$ 65,209	\$ 0	\$ 4,000
<u>Non-Operating Expense</u>				
9110 Transfer to General	\$ 7,000	\$ 7,000	\$ 28,000	\$ 28,000
9300 Loan Principal	0	0	4,597	4,597
9010 Loan Interest	0	0	44	44
Total Non-Operating Expense	\$ 7,000	\$ 7,000	\$ 32,641	\$ 32,641
TOTAL APPROPRIATIONS	\$ 1,465,252	\$ 1,602,678	\$ 1,491,479	\$ 1,555,311

Proposed Budget for Fiscal Year 2019/20

Fund Title:		Sunrise Theatre Fund			
Fund/Division Number: 406 0000					
		2016/17 Actual	2017/18 Actual	2018/19 Approved	2019/20 Proposed
Grants					
331 00	00 Federal Grants	\$ 0	\$ 0	\$ 0	\$ 0
334 70	10 State Grant/DCF	0	0	0	42,000
	Total Grants	<u>\$ 0</u>	<u>\$ 0</u>	<u>\$ 0</u>	<u>\$ 42,000</u>
Charges for Services					
347 56	10 Ticket Sales	\$ 1,789,847	\$ 1,663,539	\$ 2,000,000	\$ 1,750,000
347 56	11 Ticket Sales - Rentals	348,729	172,321	200,000	525,000
347 56	15 Ticket Handling Fees	98,323	112,016	110,000	115,000
347 56	50 Sponsorship Fees	25,075	21,000	15,000	30,000
347 56	80 Memberships	131,420	129,680	130,000	130,000
347 56	90 Donations & Pledges	14,630	16,692	15,000	15,000
	Total Charges for Services	<u>\$ 2,408,023</u>	<u>\$ 2,115,248</u>	<u>\$ 2,470,000</u>	<u>\$ 2,565,000</u>
Miscellaneous Revenue					
361 10	00 Interest Earning	\$ 428	\$ 780	\$ 600	\$ 600
362 14	00 Rents and Royalties	61,687	32,638	50,000	50,000
369 31	00 Reimb. of Expenditures	121,334	115,215	100,000	116,400
369 70	00 Events	28,081	25,509	25,000	25,000
369 89	00 Packaged Sales	138,096	125,892	140,000	148,900
369 90	00 Miscellaneous Revenues	3,298	(1,838)	3,000	3,000
369 95	00 Commission/Tips/Merch.	4,925	2,688	5,000	5,000
369 96	00 Late Payment Charges	0	0	0	0
	Total Miscellaneous Revenues	<u>\$ 357,849</u>	<u>\$ 300,884</u>	<u>\$ 323,600</u>	<u>\$ 348,900</u>
Other Resources					
381 01	00 Transfer from General	\$ 156,000	\$ 0	\$ 0	\$ 0
381 91	00 Transfer from FPRA	450,000	450,000	450,000	450,000
381 89	00 Transfer from Restricted Fund	96,825	5,726	0	0
	Total Other Resources	<u>\$ 702,825</u>	<u>\$ 455,726</u>	<u>\$ 450,000</u>	<u>\$ 450,000</u>
	Appropriated Retained Earnigs	<u>\$ 0</u>	<u>\$ 0</u>	<u>\$ 0</u>	<u>\$ 0</u>
	TOTAL RESOURCES	<u>\$ 3,468,697</u>	<u>\$ 2,871,858</u>	<u>\$ 3,243,600</u>	<u>\$ 3,405,900</u>

Proposed Budget for Fiscal Year 2019/20

Fund Title: **Sunrise Theatre Fund**
Fund/Division Number: 406-4600-575

	2016/17 Actual	2017/18 Actual	2018/19 Approved	2019/20 Proposed
<u>Budgeted Staffing Level</u>				
Executive Director	1	1	1	1
Technical Director/Facilities Manager	1	1	1	1
Box House/Operations Manager	1	1	1	1
Marketing & Public Relations Mgr	1	1	1	1
Public Relations & Development Mgr	1	1	1	1
Box Office Clerk	1	1	1	1
Executive Assistant	1	1	1	1
Total Budgeted Staffing Level	<u>7</u>	<u>7</u>	<u>7</u>	<u>7</u>

	2016/17 Actual	2017/18 Actual	2018/19 Approved	2019/20 Proposed
<u>Personnel Services</u>				
1010 Salaries and Wages	\$ 396,458	\$ 376,685	\$ 373,307	\$ 423,704
1030 Accrued Compensation	6,039	66,722	6,000	6,000
1040 Overtime	1,874	0	5,000	5,000
2010 FICA Taxes	33,447	27,347	29,721	33,576
2020 Retirement Contributions	59,484	62,574	62,591	72,900
2030 Life & Health Insurance	43,843	53,614	46,427	68,045
2035 Dental Insurance	2,968	3,156	2,830	3,757
2040 Workers' Comp	7,792	9,181	5,150	8,694
Total Personnel Services	<u>\$ 551,905</u>	<u>\$ 599,279</u>	<u>\$ 531,025</u>	<u>\$ 621,676</u>

<u>Operating Expense</u>				
3120 Legal Fees	\$ 0	\$ 0	\$ 0	\$ 0
3200 Accounting & Auditing	4,288	4,421	4,300	4,600
3490 Misc. Contract Services	46,103	55,383	90,000	95,000
3491 Custodial	60,724	62,567	65,000	62,000
3492 House Crew	74,527	71,012	85,000	75,000
3493 Support Staff	132,203	93,520	90,000	85,000
3495 Temp Employee Svc	64,307	75,531	65,000	62,000

Proposed Budget for Fiscal Year 2019/20

Fund Title: **Sunrise Theatre Fund**
Fund/Division Number: 406-4600-575

	2016/17 Actual	2017/18 Actual	2018/19 Approved	2019/20 Proposed
<u>Operating Expense contd.</u>				
3499 Security	24,404	21,966	15,000	18,000
4010 Car Allowance	4,200	4,200	4,200	4,200
4020 Travel & Education	3,501	4,567	5,720	7,000
4040 Hospitality/Entertainment	4,474	2,598	2,200	2,000
4043 Food	80,268	59,776	60,000	60,000
4044 Transportation	4,216	934	2,000	4,000
4045 Lodging	0	0	2,000	2,000
4110 Communications	51,559	52,904	45,000	50,000
4120 Freight and Postage	4,809	4,928	5,000	5,500
4310 Utilities	141,619	150,496	150,000	150,000
4410 Equipment Rental	23,251	21,662	25,000	25,000
4411 Audio Gear	560	400	1,000	1,000
4412 Backline	35,761	41,745	45,000	40,000
4413 Lighting	10,105	3,978	5,000	25,000
4414 Rigging	0	0	500	200
4415 Visual	0	0	1,000	1,000
4510 Insurance & Fidelity Bond	144,514	177,976	128,000	180,000
4540 FLC Liability & Property	3,323	3,323	3,200	32,000
4610 Building Maintenance	7,129	11,619	10,000	5,000
4640 A/C Maintenance	18,828	32,134	25,000	20,000
4645 Building Repair Supplies	1,697	3,133	4,000	3,000
4646 Theatre Supplies	4,562	3,995	3,500	2,500
4660 Equipment Maintenance	6,607	901	5,000	2,500
4670 Computer Maintenance	407	0	1,000	1,000
4675 Software Maintenance	926	2,910	2,000	2,000
4710 Reproduction	0	0	1,000	1,000
4720 Outside Printing	7,514	1,904	2,000	25,000
4810 Advertising	392,433	408,944	365,000	407,000

Proposed Budget for Fiscal Year 2019/20

Fund Title: **Sunrise Theatre Fund**
Fund/Division Number: 406-4600-575

	2016/17 Actual	2017/18 Actual	2018/19 Approved	2019/20 Proposed
<u>Operating Expense contd.</u>				
4925 Cost of Events	1,251,335	1,002,018	1,100,000	1,000,000
4926 Cost of Events/Rent Reimb	441,055	148,616	128,755	154,000
4930 Cost of Goods Sold	80	0	0	0
4932 Packaged Sales	31,731	30,545	32,000	35,000
4933 Concession Supplies	7,713	3,230	6,500	6,500
4940 Bad Debt Expense	0	46	0	0
4950 Settlement of Claims	0	0	0	0
4960 Administrative Charges	97,091	92,809	110,000	110,000
4976 Licenses & Fees	664	625	1,000	2,224
4985 Taxes	0	0	1,000	500
4990 Miscellaneous Expense	1,464	2,745	1,200	1,500
5110 Office Supplies	1,674	1,978	4,000	4,000
5120 EDP Supplies	0	470	1,000	1,000
5150 Misc Equipment Expense	771	808	1,000	1,000
5210 Gas & Oil	250	0	0	0
5230 Cleaning Supplies	6,539	7,144	6,500	6,500
5410 Books,Publications,Subs&Mbrshp	3,421	2,799	2,000	2,500
5900 Depreciation	538,917	546,199	535,000	546,199
Total Operating Expense	\$ 3,741,521	\$ 3,219,457	\$ 3,247,575	\$ 3,330,423
<u>Capital Outlay</u>				
6200 Other Structures Facilities	\$ 0	\$ 0	\$ 0	\$ 0
6320 Other Improvements	96,285	0	0	0
6410 Office Equip & Mach	745	6,563	0	0
Total Capital Outlay	\$ 97,030	\$ 6,563	\$ 0	\$ 0
<u>Transfers</u>				
9110 Transfer to General	\$ 0	\$ 0	\$ 0	\$ 0
Total Transfers	\$ 0	\$ 0	\$ 0	\$ 0
TOTAL APPROPRIATIONS	\$ 4,390,456	\$ 3,825,300	\$ 3,778,600	\$ 3,952,099

Proposed Budget for Fiscal Year 2019/20

Fund Title:		Building Inspection Fund			
Fund/Division Number: 420-2902					
		2016/17 Actual	2017/18 Actual	2018/19 Approved	2019/20 Proposed
<u>Licenses and Permits</u>					
322 10	Permits-Building Dept.	\$ 725,969	\$ 1,201,407	\$ 805,000	\$ 1,750,000
322 20	Inspections	11,289	15,184	15,000	17,500
322 90	Other Permit Fees	516,605	780,274	539,972	750,000
329 40	Contractor's License	50,270	63,255	55,000	55,000
	Total Licenses and Permits	\$ 1,304,133	\$ 2,060,120	\$ 1,414,972	\$ 2,572,500
<u>Grants</u>					
331 10	General Government	\$ 0	\$ 0	\$ 0	\$ 0
	Total Grants	\$ 0	\$ 0	\$ 0	\$ 0
<u>Charge for Services</u>					
341 40	Cert, Copying, Rcd Search	\$ 107	\$ 61	\$ 2,000	\$ 2,000
341 60	Administration Fees	2,925	0	0	0
341 61	Demo & Flood Plain Mgmt	0	4,507	0	25,000
341 94	Credit Card Process Fees	26,340	37,567	20,000	25,000
	Total Charges for Services	\$ 29,371	\$ 42,134	\$ 22,000	\$ 52,000
<u>Fines & Forfeits</u>					
354 60	Unlicensed Contracting	\$ 3,000	\$ 500	\$ 18,000	\$ 15,000
354 70	Violation of Local Ordinance	0	0	0	20,000
	Total Fines & Forfeits	\$ 3,000	\$ 500	\$ 18,000	\$ 35,000
<u>Miscellaneous Revenue</u>					
361 10	Interest on Investments	\$ 3,347	\$ 7,215	\$ 0	\$ 12,500
361 33	Other Investment Interest	2,713	9,064	0	0
369 31	Reimbursement of Expenditures	211	0	0	0
369 43	Contractual CDBG	0	0	0	0
369 57	St. Lucie County	9,598	27,918	0	10,000
369 90	Other Misc. Revenues	22,852	27,920	21,000	25,000
	Total Miscellaneous Revenues	\$ 38,721	\$ 72,116	\$ 21,000	\$ 47,500
	Total Revenues	\$ 1,375,225	\$ 2,174,871	\$ 1,475,972	\$ 2,707,000
<u>Interfund Transfers</u>					
381 10	General Fund	\$ 0	\$ 0	\$ 0	\$ 0
	TOTAL Interfund Transfers	\$ 0	\$ 0	\$ 0	\$ 0
	Appropriated Retained Earnings	(110,611)	(536,648)	222,170	(154,694)
	TOTAL RESOURCES	\$ 1,264,614	\$ 1,638,223	\$ 1,698,142	\$ 2,552,306

Proposed Budget for Fiscal Year 2019/20

Fund Title: Building Inspection Fund
Fund/Division Number: 420-2902-524

	2016/17 Actual	2017/18 Actual	2018/19 Approved	2019/20 Proposed
<u>Budgeted Staffing Level</u>				
Building Official	1	1	1	1
Building Department Coordinator	0	0	1	1
CRS Coordinator	1	1	1	1
Executive Assistant	0	1	1	1
Administrative Assistant	1	1	1	1
Building Inspector /Investigator	0	1.5	1	7
Senior Permit Specialist	0	1	1	1
Permit Specialist	1	2	1	1
Plan Examiner	4	4	4	4
Building Inspector	0	1	1	0
Building Inspector/Plans Examiner (3 p/t)	4	4	5	0
Deputy Building Official	1	0	0	0
Total Budgeted Staffing Level	13	18	18	18

	2016/17 Actual	2017/18 Actual	2018/19 Approved	2019/20 Proposed
<u>Personnel Services</u>				
1010 Salaries and Wages	\$ 446,837	\$ 610,754	\$ 851,169	\$ 791,740
1030 Accrued Compensation	5,071	6,573	7,000	7,000
1040 Overtime	15,640	12,727	5,000	5,000
2010 FICA Taxes	37,946	47,351	66,032	61,486
2020 Retirement Contributions	69,198	98,149	130,609	126,205
2030 Life & Health Insurance	82,600	125,682	171,302	183,562
2035 Dental Insurance	6,483	8,527	12,405	12,348
2040 Workers' Compensation	13,142	15,271	12,338	17,221
Total Personnel Services	\$ 676,917	\$ 925,034	\$ 1,255,855	\$ 1,204,562

	2016/17 Actual	2017/18 Actual	2018/19 Approved	2019/20 Proposed
<u>Operating Expense</u>				
3120 Legal Fees	\$ 0	\$ 0	\$ 2,000	\$ 2,000
3170 Examination Fees	199	278	0	750
3200 Accounting & Auditing	1,123	1,158	1,200	1,400
3490 Contractual Fees	129,593	119,780	51,000	150,000

Proposed Budget for Fiscal Year 2019/20

Fund Title: Building Inspection Fund
Fund/Division Number: 420-2902-524

	2016/17 Actual	2017/18 Actual	2018/19 Approved	2019/20 Proposed
Operating contd.				
3495 Temp Employee Svcs	92,061	67,179	15,000	5,000
4010 Car Allowance	0	0	4,200	4,200
4020 Travel and Education	4,404	5,736	26,000	17,500
4110 Communications	19,371	27,010	22,000	22,000
4120 Freight and Postage	3,480	2,700	5,000	3,000
4410 Equipment Rental	6,438	6,818	10,000	7,500
4510 Liability	9,033	9,171	7,000	10,000
4650 Vehicle Maintenance	83	1,117	2,000	2,000
4651 Vehicle Parts	4,840	5,154	3,000	2,500
4652 Tires & Batteries	0	0	1,000	1,000
4660 Equipment Maintenance	0	0	0	0
4670 Computer Maintenance	0	0	0	0
4675 Software Maintenance	45,068	145,085	87,000	87,000
4710 Reproduction	2,465	3,709	1,000	2,500
4720 Outside Printing	3,653	3,397	2,500	2,500
4810 Advertising	451	467	500	500
4945 Refunds	77,701	0	0	0
4960 Administrative Fees	125,705	130,344	95,000	140,000
4990 Miscellaneous Expenses	2,109	2,149	1,000	2,500
5110 Office Supplies	2,827	4,883	4,000	4,000
5120 EDP Supplies	299	487	1,000	1,000
5150 Misc. Equipment	734	2,890	1,000	2,500
5210 Gas and Oil	8,968	9,979	15,000	15,000
5232 Other Supplies	140	267	1,000	1,000
5410 Books, Pubs, Subscriptions&Mbrshp	6,075	5,796	6,000	5,000
5900 Depreciation	972	62,000	972	62,000
Total Operating Expense	\$ 547,792	\$ 617,554	\$ 365,372	\$ 554,350
Capital Outlay				
6410 Office Equipment & Mach	\$ 35,538	\$ 152,358	\$ 0	\$ 0
6440 Vehicles	0	0	72,500	75,000
6420 Furniture & Furnishings	0	0	0	850,000
Total Capital Outlay	\$ 35,538	\$ 152,358	\$ 0	\$ 850,000
Non-operating Expenses				
9201 Debt Service/Radios	\$ 5,340	\$ 5,277	\$ 5,387	\$ 5,394
Total Capital Outlay	\$ 5,340	\$ 5,277	\$ 5,387	\$ 5,394
TOTAL APPROPRIATIONS	\$ 1,265,586	\$ 1,700,223	\$ 1,626,614	\$ 2,614,306

**CITY OF FORT PIERCE
PROJECTED
CHANGES IN CATEGORIES
FY 2019-2020**

CATEGORY DESCRIPTIONS	2019 PROJECTED BUDGET	2020 PROJECTED BUDGET	DIFFERENCE INCREASE (DECREASE)	TOTAL INCREASE (DECREASE)	CHANGES FROM FY 2019 to 2020	
					DOLLARS	SOURCE & DESCRIPTION
REVENUE CATEGORY						
TAXES	21,761,008	23,079,865	1,318,857	1,318,357	1,133,357	Ad Valorem- Taxable Value \$2.55 billion-Increase of 6.8%; Current Millage 6.9000, Proposed 6.9000 diff 0
					0	Delinquent Taxes
					25,000	New Local Option Gas Tax
					150,000	Public Service Electricity \$100,000; Electricity FPL \$25,000, Public Service Water \$25,000
					10,000	Telecommunication Tax
LICENSES & PERMITS	383,000	395,000	12,000	12,000	12,000	Planning & Zoning Fees \$5,000; Mis. Fees-\$5,000; Animal Licenses \$1,000; Vendor Permit Fees \$500; Other Permits \$500
INTERGOVERNMENTAL REVENUES	3,599,000	5,295,000	1,696,000	1,696,000	50,000	State Revenue Sharing
					50,000	Half Cent Sales Tax
					1,500,000	Infrastructure Sales Tax
					96,000	Casualty Premium Tax-\$50,000, Mobile License \$5,000; Beverage License \$2,000; Payment in Lieu \$44,000; County Occup Lic. (\$5,000)
CHARGES FOR SERVICES	330,800	369,300	38,500	38,500	38,500	Reproduction (\$500); Application Fee \$2,500; Investigative Surcharge \$5,000; Qualifying Fees 500; Parking Fines \$10,000; Traffic Fines \$10,000; Community Center Fees \$11,000
FINES AND FORFEITURES	246,000	294,500	48,500	48,500	(26,500)	Court Fines (\$25,000); Police Education (\$1,500)
					50,000	Alarm Permits
					25,000	Property Code Violations

**CITY OF FORT PIERCE
PROJECTED
CHANGES IN CATEGORIES
FY 2019-2020**

CATEGORY DESCRIPTIONS	2019 PROJECTED BUDGET	2020 PROJECTED BUDGET	DIFFERENCE INCREASE (DECREASE)	TOTAL INCREASE (DECREASE)	CHANGES FROM FY 2019 to 2020	
					DOLLARS	SOURCE & DESCRIPTION
MISCELLANEOUS REVENUE	2,231,434	2,251,200	19,766	19,766	(34)	Rentals (\$1,334); Misc. Rental \$ 500; Emergency Repair Liens \$500; Wellness \$300
					9,800	Retirement System-\$4,800, Police Detail-\$5,000
					10,000	Settlement of Claims
INTERFUND TRANSFER	2,960,947	3,471,056	510,109	510,109	410,109	FPRA - Debt Service Transfer
					100,000	Restricted Revenue Transfer for Capital
CONTRIBUTION FROM ENTERPRISE	1,078,000	1,143,000	65,000	65,000	65,000	Solid Waste
CONTRIBUTION FROM UTILITIES	6,082,515	6,268,101	185,586	186,586	186,586	UA Annual Transfer
TOTAL BEFORE FUND BALANCE	38,672,704	42,567,022	3,894,318	3,894,818	3,894,818	
APPROPRIATED FUND BALANCE	836,909	327,950	(508,959)	(508,959)	(508,959)	Fund Balance Appropriation
RESTRICTED REVENUE	(600,000)	(600,000)	0	0	0	FY'18 Capital Projects-\$400,000, Loan Payment-\$200,000
UNRESTRICTED FUND BALANCE	0	0	0	0	0	
GENERAL FUND RESOURCES	38,909,613	42,294,972	3,385,359	3,385,859	3,385,859	

**CITY OF FORT PIERCE
PROJECTED
CHANGES IN CATEGORIES
FY 2019-2020**

CATEGORY DESCRIPTIONS	2019 PROJECTED BUDGET	2020 PROJECTED BUDGET	DIFFERENCE INCREASE (DECREASE)	TOTAL INCREASE (DECREASE)	CHANGES FROM FY 2019 to 2020	
					DOLLARS	SOURCE & DESCRIPTION
EXPENDITURE CATEGORY						
PERSONNEL SERVICES	22,791,138	23,821,095	1,029,957	1,029,957	820,054	Salaries with 3% Raises for Non-Bargaining, Teamsters and Police-\$331,316, City Manager-\$60,000; Leisure Services-\$32,286; Overtime \$6,000; Additional Raise for Police FY2019
					62,734	FICA
					79,804	Retirement (.22% Decrease for General, .01% Decrease for Police)-Increase due to 3% raise and new positions
					(83,025)	Life & Health Insurance (0.7% Increase in Health)
					(3,902)	Dental Insurance 4.5% Increase
					154,292	Workers Compensation
OPERATING EXPENDITURES	10,332,678	10,521,046	188,368	188,368	13,550	City Commission
					4,893	City Manager
					19,200	IT
					2,000	Planning
					49,800	Code Enforcement
					(156,369)	Police
					(3,500)	Fleet
					(3,500)	Facilities Maintenance
					(48,500)	Parks & Grounds
					(39,500)	Streets
					(1,200)	Engineering
					60,000	Leisure Services
						Administrative:
					2,000	Personnel Services, Communications, Contractual Fees, Freight & Postage, Software Maintenance, Misc. expenses, etc.
					100,000	Insurance, Worker's Comp
					189,494	Tax Increment Financing

**CITY OF FORT PIERCE
PROJECTED
CHANGES IN CATEGORIES
FY 2019-2020**

CATEGORY DESCRIPTIONS	2019 PROJECTED BUDGET	2020 PROJECTED BUDGET	DIFFERENCE INCREASE (DECREASE)	TOTAL INCREASE (DECREASE)	CHANGES FROM FY 2019 to 2020	
					DOLLARS	SOURCE & DESCRIPTION
CAPITAL OUTLAY	831,000	2,445,000	1,614,000	1,614,000	1,500,000 100,000 14,000	Infrastructure Sales Tax Projects Restricted Funds Transfer for Police (CSI) IT Build-out \$20,000
GRANTS AND AIDS	255,000	255,000	0	0	0	No Change
NON-OPERATING TRANSFERS	4,699,797	5,252,831	553,034	553,034	6,831 3,073 (104,314) 113 3,609 232 638,000 490 5,000	2010 B Debt Service 2014 Energy Loan 2015 Debt Service 2016A FPUA Advance Repayment 2016B Debt Service-Land 2016C Debt Service-Radios Capital Leases; White Fleet-\$350,000 and Police- \$742,000 2018 Debt Service Transfer To Grants Administration
GENERAL FUND EXPENDITURES	38,909,613	42,294,972	3,385,359	3,385,359	3,385,359	
Over	0	0				



Capital Improvement Plan
Fiscal Years 2018/2019 Through 2019/2020

DRAFT

Revised Date: 25-Jun-19

ITEM NO.	PROJECT NAME	TOTAL PROJECT COST	PREVIOUSLY APPROPRIATED	CITY-GENERAL FUND	CITY - ROAD & BRIDGE IMPACT FEES	HALF CENT SURTAX	STORMWATER IMPACT FEES	SMU	FDOT	FEMA	DEVELOPER SIDEWALK CONTRIBUTION	TOTAL	FY
TRANSPORTATION													
STREET PROJECTS													
1	Ohio Avenue Realignment (US 1 @ Ohio Ave.) Description: Realignment of east leg of intersection. Construction includes paving, drainage, sidewalk, mast arm installation, signalization upgrades and landscaping.	\$ 1,237,436	\$ 135,875 (Design)										19/20
	Construction				\$ 571,253		\$ 77,560	\$ 110,596	\$ 250,000		\$ 5,738	\$ 1,015,147	
	CEI Services				\$ 86,414							\$ 86,414	
2	Citrus Overpass Bridge Repairs Description: Project entails maintenance work as outlined by the biennial bridge inspection report. Deficiencies include; concrete spalling, exposed rebar, failed compression joints, understructure paint and deck joint seals.	\$ 1,070,916	\$ 65,916 (Design)										19/20
	Construction			\$ 400,000		\$ 550,000						\$ 950,000	
	CEI Services			\$ 55,000								\$ 55,000	
3	Street Resurfacing (Citywide) Description: Milling, curb reconstruction and asphalt overlay.	\$ 500,000											19/20
	Construction					\$ 500,000						\$ 500,000	
4	17th St - Phase 1 (Orange Ave. North to Ave. D) Description: Project includes reconstruction of roadway, drainage, sidewalk, limited landscaping, street lighting, and overhead utilities conversion to underground. Sanitary sewer and water main replacement anticipated, but not included in project costs.	\$ 1,497,713	\$ 205,116 (Design)										19/20
	Construction							\$ 323,149		\$ 969,448		\$ 1,292,597	
5	S. 7th St Reconstruction (Wendell to 10th St) Description: Roadway reconstruction, drainage, and sidewalk and conversion to underground electric. Water and sewer replacement is not included in total project cost.	\$ 659,270											18/19
	Construction				\$ 11,568	\$ 306,428		\$ 302,774				\$ 620,770	
	Und. Elec.				\$ 38,500							\$ 38,500	
STREET PROJECTS TOTAL (this page)		\$ 4,965,334	\$ 406,907	\$ 455,000	\$ 707,735	\$ 1,356,428	\$ 77,560	\$ 736,519	\$ 250,000	\$ 969,448	\$ 5,738	\$ 4,558,427	



Capital Improvement Plan
Fiscal Years 2018/2019 Through 2019/2020

DRAFT

Revised Date: 25-Jun-19

ITEM NO.	PROJECT NAME	TOTAL PROJECT COST	PREVIOUSLY APPROPRIATED	CITY-GENERAL FUND	CITY - ROAD & BRIDGE IMPACT FEES	HALF CENT SURTAX	STORMWATER IMPACT FEES	SMU	FDOT	FEMA	DEVELOPER SIDEWALK CONTRIBUTION	MARINA FUND	BUILDING FUND	TOTAL	FY
TRANSPORTATION															
BICYCLE / PEDESTRIAN PROJECTS															
6	Indian Hills Recreation Area - Bike Path / Trail Description: Construction of concrete path 12' in width along existing compacted rock path from Indian Hills Drive to the FEC spur crossing south of Savannah Road. Total length of trail segment is 0.9 miles.	\$ 579,527	\$ 55,400 (Design)						\$ 524,127					\$ 524,127	19/20
7	Melody Lane Seawall Replacement Description: Hurricane IRMA caused extensive damage to the melody lane seawall. New concrete panels, associated tie back system and concrete sidewalk to be constructed.	\$ 1,118,000			\$ 271,500					\$ 814,500				\$ 1,086,000	19/20
					\$ 32,000									\$ 32,000.00	
BICYCLE / PEDESTRIAN PROJECTS		\$ 1,697,527	\$ 55,400	\$ -	\$ 303,500	\$ -	\$ -	\$ -	\$ 524,127	\$ 814,500	\$ -	\$ -	\$ -	\$ 1,642,127	
TRANSPORTATION PROJECTS TOTAL		\$ 6,662,861	\$ 462,307	\$ 455,000	\$ 1,011,235	\$ 1,356,428	\$ 77,560	\$ 736,519	\$ 774,127	\$ 1,783,948	\$ 5,738	\$ -	\$ -	\$ 6,200,554	
BUILDINGS															
BUILDINGS															
8	Waterproofing Decks at City Hall Garage - Phase I Description: Waterproofing maintenance of parking structure located at City Hall - 100 N. US 1. Recaulking of parking deck joints, cleaning of drainage pipes and sealing drain line joints is necessary maintenance to assure waterproofing and structural integrity of parking structure.	\$ 529,410	\$ 27,200 (Design)		\$ 445,000									\$ 445,000	19/20
					\$ 57,210									\$ 57,210	
9	Permitting Hub Build-out Description: Interior build-out of Sunrise Center to relocate the permitting arm of the Building Department.	\$ 1,052,360	\$ 52,360.00 (Design)										\$ 1,000,000	\$ 1,000,000	18/19
10	FUEL DOCK SUPPORT BUILDING Description: Construction of a building to facilitate the fuel sales at the City Marina.	\$ 889,598										\$ 889,598		\$ 889,598	18/19
BUILDINGS		\$ 2,471,368	\$ 79,560	\$ 502,210	\$ -	\$ -	\$ -	\$ -	\$ -	\$ -	\$ -	\$ 889,598	\$ 1,000,000	\$ 2,391,808	



Capital Improvement Plan
Fiscal Years 2018/2019 Through 2019/2020

DRAFT

Revised Date: 25-Jun-19

ITEM NO.	PROJECT NAME	TOTAL PROJECT COST	PREVIOUSLY APPROPRIATED	CITY-GENERAL FUND	CITY - ROAD & BRIDGE IMPACT FEES	HALF CENT SURTAX	STORMWATER IMPACT FEES	SMU	FDOT	FEMA	DEVELOPER SIDEWALK CONTRIBUTION	MARINA FUND	BUILDING FUND	TOTAL	FY
MARINA PROJECTS															
<i>DREDGING</i>															
11	Intracoastal Waterway Maintenance Dredging Description: Removal of accumulated material that has partially filled in the Intracoastal Waterway. Estimated volume of 24,000 cubic yards will be pumped to the beach south of the Jetty for beach re-nourishment.	\$ 1,920,269													
		Design / Permitting										\$ 120,269		\$ 120,269	
		Construction										\$ 1,800,000		\$ 1,800,000	19/20
MARINA PROJECTS		\$ 1,920,269	\$ -	\$ -	\$ -	\$ -	\$ -	\$ -	\$ -	\$ -	\$ -	\$ 1,920,269	\$ -	\$ 1,920,269	
STORMWATER UTILITY PROJECTS															
<i>SMU PROJECTS</i>															
12	Surfside Park Residential Street Drainage Description: The drainage improvements will include valley gutters constructed along both sides of the roadway, elimination of the remaining roadside swales by re-grading from the edge of road to the right-of-way line and re-establishing the roadway crown by asphalt overlay.	\$ 1,072,624	\$ 55,110 (Design)					\$ 1,017,514						\$ 1,017,514	18/19
13	Moore's Creek Erosion Remediation Description: As a result of Hurricane Irma, Moore's Creek suffered erosion damage along its banks, primarily from 7th to 15th Street. A request was submitted to FEMA for bank stabilization and mitigation	\$ 327,400						\$ 57,295		\$ 270,105				\$ 327,400	19/20
14	Moore's Creek Trash Interceptors Description: Proposed installation of "DownStream Defenders" to capture and retain stormwater sediment, trash and floatables before entering Moore's Creek.	\$ 120,000						\$ 120,000						\$ 120,000	19/20
SMU PROJECTS		\$ 1,520,024	\$ 55,110	\$ -	\$ -	\$ -	\$ -	\$ 1,194,809	\$ -	\$ 270,105	\$ -	\$ -	\$ -	\$ 1,464,914	



Capital Improvement Plan
Fiscal Years 2018/2019 Through 2019/2020

DRAFT

Revised Date: 25-Jun-19

SUMMARY	TOTAL PROJECT COST	PREVIOUSLY APPROPRIATED	CITY-GENERAL FUND	CITY - ROAD & BRIDGE IMPACT FEES	HALF CENT SURTAX	STORMWATER IMPACT FEES	SMU	FDOT	FEMA	DEVELOPER SIDEWALK CONTRIBUTION	MARINA FUND	BUILDING FUND	TOTAL
TRANSPORTATION	\$ 6,662,861	\$ 462,307	\$ 455,000	\$ 1,011,235	\$ 1,356,428	\$ 77,560	\$ 736,519	\$ 774,127	\$ 1,783,948	\$ 5,738	\$ -	\$ -	\$ 6,200,554
BUILDINGS	\$ 2,471,368	\$ 79,560	\$ 502,210	\$ -	\$ -	\$ -	\$ -	\$ -	\$ -	\$ -	\$ 889,598	\$ 1,000,000	\$ 2,391,808
MARINA	\$ 1,920,269	\$ -	\$ -	\$ -	\$ -	\$ -	\$ -	\$ -	\$ -	\$ -	\$ 1,920,269	\$ -	\$ 1,920,269
STORMWATER MANAGEMENT UTILITY	\$ 1,520,024	\$ 55,110	\$ -	\$ -	\$ -	\$ -	\$ 1,194,809	\$ -	\$ 270,105	\$ -	\$ -	\$ -	\$ 1,464,914
FY 18/19 THROUGH 19/20 CIP TOTAL	\$ 12,574,522	\$ 596,977	\$ 957,210	\$ 1,011,235	\$ 1,356,428	\$ 77,560	\$ 1,931,328	\$ 774,127	\$ 2,054,053	\$ 5,738	\$ 2,809,867	\$ 1,000,000	\$ 11,977,545




THE SUNRISE CITY

FORT PIERCE

POLICE DEPARTMENT
"In Honor We Serve"

Florida

To: Nicholas Mimms, City Manager
From: Robert Ridle, Deputy Chief 
Date: June 21, 2019
Subject: Follow-up to May 13, 2019 Meeting – Police Strategies & Funding

Attached you will find the information you requested in reference to perpetrators of crimes in Fort Pierce and their home zip codes. Also attached is a comparative analysis of salary, health care premiums, and pension deductions of the Fort Pierce Police Department, Port Saint Lucie Police Department, and the Saint Lucie County Sheriff's Office.

With regards, to the advantages or disadvantages of law enforcement services being provided by the Saint Lucie County Sheriff's Office, obviously one of the advantages touted is cost savings. However, all Florida Sheriffs are constitutional officers elected by the citizens. A Sheriff would not be statutorily obligated, or in an employee/employer relationship, where he or she would have to follow direction from the City Manager or the will of the City Commission. That type of relationship should be a consideration each Commissioner should weigh when considering contracting an outside agency for law enforcement services in the City of Fort Pierce.

Other considerations would be the non-refundable costs associated with closing a police department in regards to compensating employees for accrued time, satisfying remaining contracts with vendors, and the immediate and future fiscal impact on our retirement system. The Sheriff's Office could potentially raise their fees in the future. If the City found the financial or service aspects of contracting with the Sheriff's Office unsuitable, re-starting it's own police department could be financially challenging.



Arrests by Zip Code

*Prepared for Chief Diane Hobley-Burney
June 7, 2019*

Per the request from the City Commission, the following is the breakdown of the number of arrests by the zip code of the offenders' home address for the period of June 1, 2018 through May 31, 2019.

During this period, the Fort Pierce Police Department made a total of 2,515 arrests. Of these arrests, there were 67 homeless offenders who did not have a city and/or zip code associated with their record. The homeless individuals with a zip code associated with their record, are included in the total arrests for that particular zip code.

Zip Code	City	# Arrests
34950	FORT PIERCE	874
34945	FORT PIERCE	21
34947	FORT PIERCE	375
34946	FORT PIERCE	131
34949	FORT PIERCE	40
34981	FORT PIERCE	55
34982	FORT PIERCE	258
Homeless, unknown zip code		67
All other Zip Codes		761

There were 1,754 offenders arrested within the past year who reside within the seven zip codes that make up the City of Fort Pierce. It should be noted that 34945, 34947, 34946, 34949, 34981, and 34982 zip codes also include unincorporated areas that are not within the City of Fort Pierce's jurisdiction.

Approximately 30% (761) of the individuals arrested have home addresses outside the Fort Pierce city limits.

A list of all zip codes with the number of arrests is attached.

Please advise if you need additional information.

Arrests by Zip Code

Zip Code	City	State	# Arrests	Zip Code	City	State	# Arrests	Zip Code	City	State	# Arrests	Zip Code	City	State	# Arrests
19490	WORCESTER	PA	1	32907	PALM BAY	FL	4	33430	BELLE GLADE	FL	1	34947	FORT PIERCE	FL	375
6447	MARLBOROUGH	CT	1	32909	PALM BAY	FL	4	33435	BOYNTON BEACH	FL	7	34948	FORT PIERCE	FL	1
10466	BRONX	NY	1	32927	COCOA	FL	1	33436	BOYNTON BEACH	FL	2	34949	FORT PIERCE	FL	40
21227	LANSDOWNE	MD	1	32940	MELBOURNE	FL	1	33440	CLEWISTON	FL	3	34950	FORT PIERCE	FL	871
23451	VIRGINIA BEACH	VA	1	32948	FELLSMERE	FL	2	33441	DEERFIELD BEACH	FL	1	34951	FORT PIERCE	FL	43
23970	SOUTH HILL	VA	1	32950	MALABAR	FL	2	33444	DELRAY BEACH	FL	2	34952	PORT SAINT LUCIE	FL	74
24067	CALLAWAY	VA	2	32958	SEBASTIAN	FL	4	33455	HOBE SOUND	FL	2	34953	PORT SAINT LUCIE	FL	108
28139	RUTHERFORDTON	NC	1	32960	VERO BEACH	FL	18	33458	JUPITER	FL	1	34954	FORT PIERCE	FL	3
28705	BAKERS	NC	1	32961	VERO BEACH	FL	1	33460	LAKE WORTH	FL	2	34956	INDIAN TOWN	FL	5
29048	EUYAWVILLE	SC	2	32962	VERO BEACH	FL	18	33462	LANTANA	FL	1	34957	JENSEN BEACH	FL	13
29715	FORT MILL	SC	2	32966	VERO BEACH	FL	5	33463	GREENACRES	FL	2	34960	VERO BEACH	FL	4
30281	STOCKBRIDGE	GA	1	32967	VERO BEACH	FL	21	33467	WEST PALM	FL	1	34972	OKEECHOBEE	FL	10
30331	ATLANTA	GA	1	32968	VERO BEACH	FL	5	33472	BOYNTON BEACH	FL	1	34974	OKEECHOBEE	FL	16
30339	ATLANTA	GA	1	33004	DANIA	FL	1	33478	JUPITER	FL	1	34979	PORT SAINT LUCIE	FL	1
30344	EAST POINT	GA	1	33020	HOLLYWOOD	FL	4	33497	BOCA RATON	FL	1	34981	FORT PIERCE	FL	55
30349	ATLANTA	Ga	1	33023	HOLLYWOOD	FL	1	33511	BRANDON	FL	1	34982	FORT PIERCE	FL	258
30528	CLEVELAND	OH	2	33024	HOLLYWOOD	FL	1	33513	OKEECHOBEE	FL	1	34983	PORT SAINT LUCIE	FL	21
31793	TIFTON	GA	1	33025	PEMBROKE PINES	FL	1	33523	DADE CITY	FL	1	34984	PORT SAINT LUCIE	FL	23
32025	LAKE CITY	FL	1	33033	HOMESTEAD	FL	1	33544	WESLEY CHAPEL	FL	1	34985	FORT PIERCE	FL	1
32034	FERNANDINA BCH	FL	1	33037	KEY LARGO	FL	2	33563	PLANT CITY	FL	1	34986	PORT SAINT LUCIE	FL	15
32055	LAKE CITY	FL	1	33040	KEY WEST	FL	1	33604	TAMPA	FL	1	34987	PORT SAINT LUCIE	FL	5
32082	PONTE VEDRA BCH	FL	1	33054	MIAMI GARDEN	FL	2	33605	TAMPA	FL	1	34988	PORT SAINT LUCIE	FL	1
32114	DAYTONA BEACH	FL	2	33055	MIAMI	FL	2	33616	TAMPA	FL	2	34990	PALM CITY	FL	4
32117	DAYTONA BEACH	FL	1	33063	COCONUT CREEK	FL	1	33617	TAMPA	FL	1	34992	PORT SALERNO	FL	6
32118	DAYTONA BEACH	FL	1	33127	MIAMI	FL	2	33619	TAMPA	FL	1	34994	STUART	FL	13
32174	ORMOND BEACH	FL	1	33136	MIAMI	FL	2	33624	TAMPA	FL	1	34995	STUART	FL	1
32201	JACKSONVILLE	FL	1	33142	MIAMI	FL	1	33705	ST PETERSBURG	FL	1	34996	STUART	FL	1
32206	JACKSONVILLE	FL	1	33147	MIAMI	FL	1	33771	LARGO	FL	1	34997	STUART	FL	13
32207	JACKSONVILLE	FL	1	33161	MIAMI	FL	1	33805	LAKELAND	FL	1	37203	NASHVILLE	TN	1
32218	JACKSONVILLE	FL	1	33168	NORTH MIAMI	FL	1	33810	LAKELAND	FL	2	37813	MORRISTOWN	TN	1
32221	JACKSONVILLE	FL	1	33169	MIAMI	FL	1	33843	FROSTPROOF	FL	1	38344	HUNTINGDON	TN	1
32301	TALLAHASSEE	FL	1	33189	MIAMI	FL	3	33852	JENSEN BEACH	FL	1	38655	OXFORD	MS	1
32303	TALLAHASSEE	FL	1	33304	FORT LAUDERDALE	FL	3	33860	MULBERRY	FL	1	40121	FORT KNOX	KY	1
32305	TALLAHASSEE	FL	1	33309	FORT LAUDERDALE	FL	5	33880	WINTER HAVEN	FL	1	42101	BOWLING GREEN	KY	2
32401	PANAMA CITY	FL	1	33311	FORT LAUDERDALE	FL	7	33936	LEHIGH ACRES	FL	1	48507	FLINT	MI	1
32405	PANAMA CITY	FL	1	33312	FORT LAUDERDALE	FL	1	34203	BRADENTON	FL	1	49229	LOUISVILLE	MI	1
32609	GAINESVILLE	FL	1	33314	DAVIE	FL	1	34208	BRADENTON	FL	1	55110	WHITE BEAR LAKE	MN	1
32641	GAINESVILLE	FL	1	33317	PLANTATION	FL	2	34266	ARCADIA	FL	1	59447	GEYSER	MT	1
32725	DELTONA	FL	2	33319	TAMARAC	FL	1	34275	NOKOMIS	FL	1	63144	ST LOUIS	MO	1
32738	DELTONA	FL	1	33324	DAVIE	FL	2	34433	CITRUS SPRINGS	FL	1	76706	WACO	TX	1
32757	MOUNT DORA	FL	1	33403	LAKE PARK	FL	1	34465	BEVERLY HILL	FL	1	79701	MIDLAND	TX	1
32780	TITUSVILLE	FL	1	33406	WEST PALM BEACH	FL	1	34468	JUPITER	FL	1	84106	SALT LAKE CITY	UT	1
32796	TITUSVILLE	FL	1	33407	WEST PALM BEACH	FL	7	34482	Ocala	FL	1	92104	SAN DIEGO	CA	1
32801	ORLANDO	FL	1	33408	NORTH PALM BEACH	FL	1	34484	OXFORD	FL	1	98027	ISSAQUAH	WA	1
32807	ORLANDO	FL	1	33409	WEST PALM BEACH	FL	6	34488	SILVER SPRINGS	FL	1	98466	UNIVERSITY PL	WA	1
32808	ORLANDO	FL	8	33411	ROYAL PALM BEACH	FL	3	34614	WEEKI WACHEE	FL	1	98576	RAINIER	WA	1
32810	ORLANDO	FL	1	33414	WELLINGTON	FL	2	34743	KISSIMMEE	FL	3				
32811	ORLANDO	FL	3	33417	WEST PALM BEACH	FL	2	34746	CLERMONT	FL	1				
32839	ORLANDO	FL	5	33418	LAKE WORTH	FL	1	34945	FORT PIERCE	FL	21				
32905	PALM BAY	FL	1	33426	BOYNTON BEACH	FL	1	34946	FORT PIERCE	FL	131				



THE SUNRISE CITY
FORT PIERCE
POLICE DEPARTMENT
"In Honor We Serve"

Florida



TO : Nicholas Mimms, City Manager
FROM : Diane Hobley-Burney, Chief of Police
DATE : July 3, 2019
SUBJECT : School Resource Officer Program

DHB

=====

In diligently working with Sheriff Ken Mascara regarding Fort Pierce Officers being a part of the School Resource Officer Program, it was initially agreed to that we would have an Officer at C. A. Moore Elementary and Fort Pierce Westwood High School.

By Westwood becoming a magnet school, the student dynamics will change. The officers will now be assigned to C. A. Moore Elementary and Dan McCarty Middle Schools.

Additional Information:

Fort Pierce Westwood High School will become Fort Pierce Westwood Academy. The WEST Prep Magnet will be the only STEAM (Science · Technology · Engineering · Arts · Math) magnet high school on the Treasure Coast that infuses science, technology, engineering, arts and math throughout all content areas guiding student inquiry, dialogue, critical thinking and teamwork.

Please phone me should you have any questions.

DHB/rfs

**FORT PIERCE POLICE DEPARTMENT
SALARY-INSURANCE-RETIREMENT COMPARISON
JUNE 2019**

Current FY2019

	Annual Base Salary	Annual Family Insurance	Annual Retirement	Annual Net
Year 1				
PSLPD	45,800	4,292	4,809	36,699
SLCSO	42,500	3,600	1,275	37,625
FPPD	44,728	6,688	5,439	32,601

Percent of Benefits	Annual Benefits
19.87%	9,101.16
11.47%	4,875.00
27.11%	12,126.64

Year 3				
PSLPD	50,800	4,292	5,334	41,174
SLCSO	47,131	3,600	1,414	42,117
FPPD	47,069	6,688	5,724	34,658

18.95%	9,626.16
10.64%	5,013.93
26.37%	12,411.31

Year 4				
PSLPD	53,300	4,292	5,597	43,411
SLCSO	49,488	3,600	1,485	44,403
FPPD	48,864	6,688	5,942	36,234

18.55%	9,888.66
10.27%	5,084.64
25.85%	12,629.58

Year 5				
PSLPD	55,800	4,292	5,859	45,649
SLCSO	51,962	3,600	1,559	46,803
FPPD	51,943	6,688	6,316	38,939

18.19%	10,151.16
9.93%	5,158.86
25.04%	13,003.99

Year 7				
PSLPD	60,800	4,292	6,384	50,124
SLCSO	57,288	3,600	1,719	51,969
FPPD	55,499	6,688	6,749	42,063

17.56%	10,676.16
9.28%	5,318.64
24.21%	13,436.40

Year 10				
PSLPD	68,300	4,292	7,172	56,836
SLCSO	66,318	3,600	1,990	60,728
FPPD	64,388	6,688	7,830	49,871

16.78%	11,463.66
8.43%	5,589.54
22.55%	14,517.30

Year 11				
PSLPD	70,800	4,292	7,434	59,074
SLCSO	69,634	3,600	2,089	63,945
FPPD	67,285	6,688	8,182	52,415

16.56%	11,726.16
8.17%	5,689.02
22.10%	14,869.86

Monthly Medical Insurance	Emp Only	Emp/Spouse	Emp/Child	Family
PSL	46.94	268.92	182.78	357.68
SLCSO*	125.00	250.00	215.00	300.00
FPPD (Base)	63.93	343.22	343.22	557.31

Retirement	% of Gross
PSL	10.5
SLCSO	3
FPPD	12.16

Port St. Lucie Police Department maxes out at Year 14 @ \$78,300
St. Lucie County Sheriff's Office maxes out at Year 12 @ \$73,116

City Commission Conference Agenda

5.

Meeting Date: 07/08/2019

Re: Parks Advisory Committee Kayak Park Naming Discussion

Submitted For: Mike Reals, Public Works Manager, Public Works

SUBJECT:

Parks Advisory Committee Kayak Park Naming Discussion

Attachments

Parks Advisory Committee Email to Public Works Director

Indian River Citrus Kayak Launch

Sylvie Park

Form Review

Inbox	Reviewed By	Date
City Manager	Mike Reals	06/25/2019 01:10 PM
City Manager	Nick Mimms	07/03/2019 03:47 PM
Form Started By: Mike Reals		Started On: 06/24/2019 06:21 AM
Final Approval Date: 07/03/2019		

Submissions for the Naming of the new kayak launch at Citrus and Indian River

Charlene Adair <cbadair4884@gmail.com>

Tue 6/25/2019 12:04 PM

To: Mike Reals <mreals@fppwd.com>

Mr. Reals,

I am writing you on behalf of the Parks Committee. We have reviewed and vetted the submissions described below and are presenting these to the Commission for consideration per the Commission-approved procedures, "Guidelines for the Naming of Public Facilities". Both of these submissions meet the criteria as stated in the Guidelines.

- Sylvie Kramer Marceau (Kayak Launch)
- Indian River Citrus Kayak Launch

Respectfully submitted,
Charlene Adair
City of Fort Pierce Parks Committee

--

Charlene Adair



City of Fort Pierce Naming of Public Facilities Nomination Form

This Nomination Form is to establish a systematic and consistent approach for the official naming of public facilities in the City of Fort Pierce including parks, facilities, recreational areas, streets, municipal buildings, and specialized areas. The criteria for nomination are explained in the document "Guidelines for the Naming of Public Facilities".

Nominator

Name Susan Hamburger

Address, City, State, Zip 1504 Coronado Avenue, Fort Pierce, FL 34982

Phone 772-882-9249 Email sxh36@psu.edu

Nomination

The nominator must answer the following questions and submit this form to the City Clerk by _____

Name being nominated Indian River Citrus Kayak Launch

If a person:

A. Address, City, State, Zip (or former if deceased) _____

B. Date of Death (if deceased) _____

C. List specific years of involvement (Example - 01/10-12/17) _____

D. Identify the general area of contribution made by the nominee.

a. (Example - Health, Education, Business, Environment, Civic, Other) _____

E. Summarize the type of contribution (accomplishments and community involvement) that the nominee made. (more detail in #1 and #2) _____

a. (Examples – Neighborhood or geographic; Natural or geological features; National, State, and local leaders; Historical figure, place, or event; Individuals who have made significant monetary contributions or have contributed outstanding service to the community).

If other than a person:

A. Summarize the reason for this nomination (more detail in #3) _____

1. Identify in detail the area of contribution made by the nominee and be specific – name either facilities or specialized areas. (Example - Health, Education, Business, Environment, Civic, Other).

Natural or geological feature that places the kayak launch site at the intersection of Indian River Drive and Citrus Avenue (not to confuse it with the Citrus Avenue off Midway Road in the White City area where Citrus Hammock Preserve is located)


2. Describe the type of contribution (accomplishments and community involvement) that the nominee made. (Examples – Neighborhood or geographic; Natural or geological features; National, State, and local leaders; Historical figure, place, or event; Individuals who have made significant monetary contributions or have contributed outstanding service to the community).

Natural or geological feature that places the kayak launch site at the intersection of Indian River Drive and Citrus Avenue (not to confuse it with the Citrus Avenue off Midway Road in the White City area where Citrus Hammock Preserve is located)

3. Describe in detail why the name being nominated is related to this facility, including any background, details, or other relevant information.

Natural or geological feature that places the kayak launch site at the intersection of Indian River Drive and Citrus Avenue (not to confuse it with the Citrus Avenue off Midway Road in the White City area where Citrus Hammock Preserve is located)

Signature of Nominator



Return the completed forms by email or mail to:

Email: lcox@city-ftpierce.com

Mail: Linda Cox, City Clerk, City of Fort Pierce, 100 N US Highway 1, Fort Pierce, FL 34950

City of Fort Pierce Naming of Public Facilities Nomination Form

This Nomination Form is to establish a systematic and consistent approach for the official naming of public facilities in the City of Fort Pierce including parks, facilities, recreational areas, streets, municipal buildings, and specialized areas. The criteria for nomination are explained in the document "Guidelines for the Naming of Public Facilities".

Nominator

Name Richard Barrie Reed, II

Address, City, State, Zip 2625 South US1, Fort Pierce, Florida 34982

Phone 772-240-9784 Email RBR0969@Icloud.com

Nomination

The nominator must answer the following questions and submit this form to the City Clerk by _____

Name being nominated Sylvie Kramer Marceau

If a person:

A. Address, City, State, Zip (or former if deceased) Fort Pierce

B. Date of Death (if deceased) October 22, 2011

C. List specific years of involvement (Example - 01/10-12/17) 1991-2011

D. Identify the general area of contribution made by the nominee.
a. (Example - Health, Education, Business, Environment, Civic, Other) Leadership and founder of Healthy Start Coalition of St. Lucie County and Kids Connected by Design, Inc.

E. Summarize the type of contribution (accomplishments and community involvement) that the nominee made. (more detail in #1 and #2) See Attachment
a. (Examples – Neighborhood or geographic; Natural or geological features; National, State, and local leaders; Historical figure, place, or event; Individuals who have made significant monetary contributions or have contributed outstanding service to the community).

If other than a person:

A. Summarize the reason for this nomination (more detail in #3) This is a person. However, we developed the concept, designed and constructed this park for the people of Ft. Pierce at a cost of over \$300,000.00. In that capacity and knowing the contributions Sylvie mad to our community we are requesting the Kyak Park be named for Sylvie and called Sylvie Park.

1. Identify in detail the area of contribution made by the nominee and be specific – name either facilities or specialized areas. (Example - Health, Education, Business, Environment, Civic, Other).

See Attached.

2. Describe the type of contribution (accomplishments and community involvement) that the nominee made. (Examples – Neighborhood or geographic; Natural or geological features; National, State, and local leaders; Historical figure, place, or event; Individuals who have made significant monetary contributions or have contributed outstanding service to the community).

See attached: Florida Senate Proclamation, Fort Pierce City Proclamation and articles and

letters of support and endorsement and as far as monetary contributions, We paid for the park.

3. Describe in detail why the name being nominated is related to this facility, including any background, details, or other relevant information.

Geographically, Sylvie's Office was four blocks

from the Kayak Park and her home on Inidan River Drive was located just down the street. Further, the


programs she provided served more than 16,500 area children and families yearly. These recipients

the babies and children are now of age to utilize the park. Sylvie's programs saved lives while also

reducing taxpayers cost for the service provided to our community. We request that the park we built

be named in honor of Sylvie's commitment to Fort Pierce and Saint Lucie County.

Signature of Nominator



Return the completed forms by email or mail to:

Email: lcox@city-ftpierce.com

Mail: Linda Cox, City Clerk, City of Fort Pierce, 100 N US Highway 1, Fort Pierce, FL 34950



Casinos Hate When You Do This, But
This Is Not Cheating



TCPALM

[View Guest Book](#)

[Send Flowers](#)

Obituary

Sylvie Kramer Marceau

SYLVIE KRAMER MARCEAU On Thursday October 20th, Sylvie Kramer Marceau lost a ten year battle with lymphoma. Sylvie is survived by her son Marc Malloy, his wife Sandi, granddaughter Devon, her sister Line. Sylvie was preceded in death by her parents Maurice and Irene Lebaube; in 1968 she lost her second son James Anthony Malloy to sudden infant death syndrome; he was 6 months old. That event changed her life forever; Sylvie turned grief and tragedy into source of unstoppable energy - she worked tirelessly because she wanted no woman to suffer the tragic loss of a child; and she felt that every child deserved a healthy start and every mother the joy of having a healthy baby. Sylvie always said that she made entrances, not exits; she specifically asked that there be no services, or gatherings. But for her statement, she made a beautiful and peaceful exit on that Thursday. That day began with a dawn unparalleled to any other before. It was a day that she would have described as "Chamber of Commerce weather" - blue skies, gentle breezes, and ocean colors that could never be captured on a pallet. Many of those that Sylvie loved the most had come to visit her in her final days, and too many to list. But a few were fortunate to be there at the final moment; Rick Reed, who she always considered the brother she never had. Christine Epps and Jackie Copeland, two women that were like daughters to Sylvie, and her son. Sylvie was born just outside Paris France; she was raised in Paris and personified all that is French - class, style, confidence, and joie de vivre. She came to the States as the wife of an American serviceman. Sylvie's higher level education began at the University of Cincinnati; she transferred to Xavier University where she completed her bachelors of science and masters degree in business. Her marriage ended after 20 years; and shortly after that she began a journey that would eventually lead her to Florida and St. Lucie County. In 1991 as a faculty member of USF, College of Public Health, Sylvie was charged to examine the delivery of health services to pregnant women and infants. She

AGENCY GETS GRANT TO BATTLE HIV

By **Jason Geary Fort Pierce Tribune**

SOUTH FLORIDA SUN-SENTINEL

JULY 10, 2004 | FORT PIERCE

Sylvie Kramer has seen children -- some barely teenagers and some just babies -- facing the harsh realities of **HIV** infection.

The disease can spread any number of ways throughout an entire family, she said.

"It is our hope that we can remove the stigma and the silence," said Kramer, who runs St. Lucie County's Healthy Start and Healthy Families programs.

Last month, Kramer's organization, Kids Connected by Design, was chosen to spend a \$370,000 grant to combat HIV infection among young women from the **Centers for Disease Control and Prevention**.

The local maternal and child health organization was one of 142 agencies selected nationwide for these renewable grants, which together totaled about \$49 million, said Jessica Frickey, a CDC spokeswoman.

"Over the next five years, it's going to mean at least \$1.75 million to St. Lucie County to do some prevention," Kramer said.

The majority will be spent in Fort Pierce, which has been battling infections and coming to grips with an HIV/AIDS epidemic, Kramer said.

Kramer's staff is monitoring 51 babies born to HIV-positive mothers in the county for 18 months to determine if they've contracted the disease.

Florida ranks third nationwide in the number of recorded AIDS cases, which totaled 95,141 from the mid-1980s through 2003, according to the state's Department of Health.

Last year, St. Lucie County was ranked ninth statewide in number of AIDS cases, the department stated.

The CDC funding will identify high-risk women and emphasize prevention.

"Our focus is going to be women of child-bearing age -- 10 to 45 years old," Kramer said. "Most people

twitch when I say 10. But you have girls 10 to 14 sexually active.

"Once we've identified that this woman is an accident waiting to happen, we want to do intensive case management to redirect her behavior," she said.

Jason Geary can be reached at jason.geary@scripps.com.

Copyright © 2019, Sun Sentinel

This article is related to: [HIV - AIDS](#)

Weaving a Story of Grief into a Passion for Infant Health


By Arlease Hall, Public Information Officer,
Community Relations Director, St. Lucie County

Sylvie Kramer Marceau was born just outside Paris, France. She was raised in Paris and personified all the well-known qualities of French culture: class, style, confidence and joie de vivre (joy of living). She came to the United States as the wife of an American serviceman. In 1968, Marceau lost her second son to sudden infant death syndrome, then known as crib death, when he was only six months old. This event changed her life forever. Marceau turned grief and tragedy into a source of unstoppable energy. She worked tirelessly because she did not want any woman to suffer the tragic loss of a child. Marceau felt that every child deserved a healthy start and every mother the joy of having a healthy baby.

In 1991, as a faculty member at the University of South Florida, College of Public Health, Marceau examined the delivery of health services to pregnant women and infants. She did not like what she saw—poor outcomes, poor access to care and high rates of infant morbidity and mortality. In 1992, Marceau moved to St. Lucie County from Clearwater to develop and implement a program establishing a more efficient and effective obstetrics delivery system. The new program increased the level and quality of care for moms and

babies, saving the county millions of dollars.

In 2000, Marceau founded the Healthy Start Coalition of St. Lucie County and Kids Connected by Design (KCBD), an umbrella organization that tied together three organizations involved with the care of women, babies and children: the Healthy Start Coalition, Healthy Families and Healthy Kids. Through these programs, Marceau transformed the county's maternal and child health system of care. Access to pre-natal care increased, teen births dropped significantly and mother-to-baby transmission of HIV dropped from 30 percent to zero. Infant mortality rates dropped from a high of 11.7 percent in 1993 to 4.7 percent in 2011.



Sylvie Kramer Marceau
ST. LUCIE COUNTY

"I had numerous conversations with Sylvie and her passion was to stop the babies from dying Yes, she left a legacy!"

—Rufus "Butch" Alexander, Fort Pierce City Commissioner

Marceau passed away in 2011, but her legacy lives on through the work of 15 programs operating under the KCBD umbrella. These programs serve over 16,500 children and families a year.

"I had numerous conversations with Sylvie and her passion was to stop the babies from dying," Fort Pierce City Commissioner Rufus "Butch" Alexander, a third-generation funeral home director said. "It was not until she put a quality system of care in place that I stopped burying the babies. Yes, she left a legacy!"

WHEREAS, the American Public Health Association brings together communities across the United States to observe National Public Health Week during the first full week in April of each year; and

WHEREAS, Sylvie Kramer Marceau is being recognized as a Public Health Hero for her passion and leadership that transformed a maternal child health system for moms and their babies in the City of Fort Pierce; and

WHEREAS, Sylvie Marceau began her work in St. Lucie County as a faculty member in 1991 through the University of South Florida's College of Public Health; and

WHEREAS, after examining the delivery of health services by Sylvie Marceau to pregnant women and infants with poor outcomes, poor access to care and high rates of infant mortality, an effective and efficient obstetric delivery system was implemented; and

WHEREAS, in 2000, Sylvie Marceau founded the Healthy Start Coalition of St. Lucie County and Kids Connected by Design, an umbrella organization that tied together three organizations which included the Healthy Start Coalition, Healthy Families and Healthy Kids; and

WHEREAS, due to Sylvie Marceau's efforts, access to pre-natal care was increased, teen births dropped significantly and transmission of HIV from mother-to-baby dropped from 30% to 0%, the infant mortality rates also dropped from a high of 11.7% in 1993 to 4.7% in 2011; and

WHEREAS, Sylvie Kramer Marceau passed away in 2011, but her legacy lives on through the work of 15 programs serving over 16,500 children and families per year which operate under the umbrella of Kids Connected by Design.

NOW, THEREFORE, I Linda Hudson, Mayor of the City of Fort Pierce, Florida, do hereby issue this proclamation in honor of:

Sylvie Kramer Marceau

in recognition of her outstanding and dedicated service to the City of Fort Pierce.

IN WITNESS WHEREOF, I have hereunto set my hand and caused the Official Seal of the City of Fort Pierce, Florida, to be affixed this 7th day of April, 2014.

MAYOR/COMMISSIONER



LOCAL NEWS

State Senate panel OKs KidCare revisions

By Michael Peltier

Posted: March 15, 2007



Florida's program to provide health care for uninsured children got a major face-lift Wednesday after a Senate committee voted to streamline administration and bolster outreach efforts that affect thousands of kids along the Treasure Coast.

Prompted by mounting complaints that the system is difficult to access, members of the Senate Health Policy Committee voted unanimously to make fundamental changes to the state's KidCare program, which now insures about 1.4 million children under the age of 19.

Administration of the program is split among four agencies, which has led to confusion by many eligible parents who fail to work through the labyrinth of applications and offices to find where their child fits.

"This is a vast improvement of the program both from a structural standpoint and from a substantive standpoint," said Sen. Burt Saunders, R-Naples, and a member of the committee who helped make early changes to the KidCare program during the late 1990s.

Under the Senate plan, all KidCare applications would be processed out of a single agency located within the state Department of Health. Billing and administration would be handled by the Agency for Health Care Administration.

The Senate plan allows families of special needs kids to purchase insurance on a sliding scale if their income is above the 200 percent

threshold and allows state employees and legal immigrants to participate.

The proposal reduces from six months to 60 days the period a family needs to be without private insurance coverage to be eligible for the program and lists special exceptions to the 60-day rule:

Other provisions in the Senate plan:

- Allow a 60-day period for nonpayment before benefit is cut off.
- Allow continuous applications throughout the year instead of enrollment periods.
- Expand eligibility of coverage from five months to a year for Medicaid recipients younger than 19.

"We certainly would be grateful for anything that does away with the systematic barriers that our families have been forced to deal with for way too long," said Sylvie Kramer, CEO of Kids Connected by Design, a Fort Pierce-based group that manages children's programs in St. Lucie County.

Speaking to committee members Wednesday, Kramer said provisions expanding the program to pregnant women who make 200 percent of the poverty level will have a tremendous impact in further reducing infant mortality rates for working women who too often have no other insurance options available to them.

"A lot of women are working in service industries which do not often offer health care," Kramer said.

The House has yet to produce a written plan but generally backs streamlining the program. The Senate version now travels to the Senate Health Care Appropriations Committee.





DOWNLOAD THE NEW TCPALM APP

NEWS COLUMNISTS

Anthony Westbury: We'll miss the tall blonde in heels who was always right

By [Anthony Westbury](#) of TCPalm

Posted: Nov. 02, 2011



I first noticed Sylvie Kramer many years ago at a Coffee with the Mayor in Fort Pierce.

Statuesque, blonde and striking, the sophisticated lady with the model looks was even more interesting when she opened her mouth. Her slight Midwestern drawl was offset by traces of a European accent.

Sylvie Kramer (later Marceau) died Oct. 22 after a decade-long battle with cancer. She'll be long remembered for her groundbreaking work with infants and mothers through the Kids Connected by Design agency she founded, and by the way she did it.

Sylvie was recruited to St. Lucie in the early 1990s to overhaul the county's then-deplorable infant mortality rate.

As she was fond of reminding all of us, St. Lucie's rates were more than twice as high as the state average when she first arrived.

Over the next decade, Sylvie was able to radically reduce the number of children dying before their first birthday, so much so that St. Lucie's rate ended up significantly lower than the Florida average.

Sylvie achieved that, she said, through "Education, education, education."

True, but mostly it was "Sylvie, Sylvie, Sylvie."

While she was relentless about telling everyone in St. Lucie County about the importance of supporting programs that included educating Latino moms and ensuring their daughters got good sex education advice, Sylvie also was well-known in Tallahassee.

For years, she fought like a tigress to improve the flow of state money to pay for all those outreach efforts.

Sylvie would frequently take off to Tallahassee to buttonhole a few politicians in person.

Children's Services Council Executive Director Sean Boyle recalled one such trip to lobby the chairman of the Senate health appropriations committee.

"We all had our presentations rehearsed," Boyle said. "Sylvie kicked things off and immediately went on the attack. She reminded the senator how his own county was getting much more money per child than we did in St. Lucie, and how they were doing a rotten job of spending it."

Abruptly, the senator stood up and left the room. The meeting was over before it had started.

I reminded former state Senate President Ken Pruitt of that confrontation. He'd set up the meeting and laughed when I described Sylvie's attacking style.

"Maybe that's why he never spoke to me again?" Pruitt said, chuckling.

Pruitt remembered being on the receiving end of Sylvie's "dressing downs" many times.

"But you couldn't get angry with her because she always had her facts right," he said. "(She left me) stammering and stuttering many times because I never had a comeback. Yet she never got personal. She was the only person who'd dress me down in such a way that made you think critically. You knew she was right."

Yet while Sylvie knew all the movers and shakers, she also embraced

being an outsider.

For one, she wore her native French-ness like Joan of Arc's suit of armor.

"Yes, she was always telling us how much better they do things in France," Boyle recalled.

Sylvie ran for Fort Pierce mayor in 2001 and later worked with mayoral candidate Rick Reed in 2004. She wasn't shy about telling everyone that the city's good-old-boy system of politics needed a major shake-up, and that she was just the outsider to do it.

Sylvie unquestionably left the world a better place than she found it, both Pruitt and Florida Department of Children & Families Circuit 19 Administrator Vern Melvin agreed.

"Sylvie was as passionate as she was compassionate," Melvin said. "She was one of the most colorful characters I've ever encountered in my years in social services. Agree or disagree with her, she would not be ignored.

"Friends are families that we choose for ourselves," Melvin went on, "and I considered Sylvie a very close family member."

Colorful, exotic, always opinionated — and always right — we're certainly going to miss Sylvie Kramer Marceau.

And even though they may not realize it, so are the thousands of St. Lucie County children who are alive today because of her untiring advocacy.

Anthony Westbury is a columnist for Scripps Treasure Coast Newspapers. This column reflects his opinion. For more on St. Lucie County topics, follow his blog at tcpalm.com/westbury. Contact him at [772-409-1320](tel:772-409-1320) or anthony.westbury@scripps.com.



About Anthony Westbury

Anthony Westbury is an opinion columnist who covers St. Lucie County for Treasure Coast Newspapers. Anthony is a member of the Treasure Coast Newspapers Editorial Board.

✉ anthony.westbury@tcpalm.com ☎ [772-221-4220](tel:772-221-4220)



health department to speak to community leaders about Louisville's public health approach to address community violence. A local movement coined "Restoring the Village" by Representative Larry Lee Jr., was created to reduce the violence

by addressing the root causes that undermine the health and safety of our youth.

County Commissioner Kim Johnson and Health Department Assistant Director Clint Sperber (photo far right) listen intently as Nesbitt explains Louisville's plan. Unintentional injury is the leading cause of death for children in St. Lucie. A community taskforce is beginning to address the social determinants that impact child safety issues.



PUBLIC HEALTH PREPAREDNESS

Preparedness is a continuous cycle of planning, training, exercising and evaluating progress through successful partnerships between government and non-government agencies and the citizens of St. Lucie County.

Savanna Club Disaster Exercise

REMEMBERING OUR HERO

SYLVIE KRAMER MARCEAU



Leaves Lasting Legacy—During her tenure in St. Lucie County (SLC), Sylvie successfully advocated and championed better prenatal care; decreased teen births; improved pregnancy outcomes; reduced prenatal HIV transmission to **ZERO**; and saved St. Lucie County millions of dollars. Sylvie was selected as the county's first **Public Health Hero**.



Florida Senator's Proclamation

By Senator Negrón

A Proclamation recognizing the late Sylvie Marceau for her dedication to the well-being of children and families in St. Lucie County and statewide and recognizing January 30, 2012, as a day of remembrance of her extraordinary life.

WHEREAS, Sylvie Marceau began her work in the field of maternal and child health in St. Lucie County in 1991 as a faculty member of the University of South Florida, College of Public Health, where she was assigned to the St. Lucie County Health Department, and

WHEREAS, from 1991-1994, Sylvie Marceau provided technical assistance and assessment in the area of maternal and child health, implementing an effective and efficient countywide obstetric delivery system, while substantially reducing costs to St. Lucie County, and

WHEREAS, in 1994, Sylvie Marceau founded the Healthy Start Coalition of St. Lucie County, and, in 2000, she founded Kids Connected By Design, which provides support and funding to 15 programs that annually serve more than 16,500 area children and families, and

WHEREAS, through the Healthy Start Coalition of St. Lucie County and her nonprofit organization Kids Connected By Design, Sylvie Marceau accomplished extraordinary outcomes in maternal and child health that many thought were not possible, and

WHEREAS, Sylvie Marceau tenaciously provided leadership statewide for the well-being of Florida's most vulnerable citizens and established a system of care that has removed barriers for services to pregnant women and babies, and

WHEREAS, under the inspired leadership of Sylvie Marceau, the Healthy Start Coalition of St. Lucie County made tremendous gains in infant and child health, with infant and prenatal screening rates that are significantly higher than the statewide average, along with a significant reduction in the percentage of babies born to teenage moms age 18 or younger, and elimination of known mother-to-baby transmission of HIV for the last 3 years, down from a 30 percent infection rate in the early 1990s, and

WHEREAS, Sylvie Marceau actively led and served on a host of committees and boards that work toward improving quality of life in our community, including the Florida Association of Healthy Start Coalitions, the Healthy Families Florida Roundtable of St. Lucie County, the Shared Service Alliance of the Treasure Coast, the Early Learning Coalition, and the Treasure Coast Coordination Coalition, and

WHEREAS, Sylvie Marceau was a visionary, known for her forward thinking and legendary drive, whose energy, intelligence, creativeness, and no-nonsense approach not only improved the lives of women and children in St. Lucie County, but saved lives, and

WHEREAS, with the passing of Sylvie Marceau, St. Lucie County, the Treasure Coast, and this state recently lost one of their strongest advocates for mothers, babies, and families, NOW, THEREFORE,

I, Senator Joe Negron, of Florida Senate District 28, do hereby recognize the late Sylvie Marceau for her life-long dedication to the well-being of children and families in St. Lucie County and statewide, and recognize January 30, 2012, as a day of remembrance of her extraordinary life.

• • • • •



Handwritten signature of Senator Joe Negron in blue ink.

Senator Joe Negron
Senate District 28