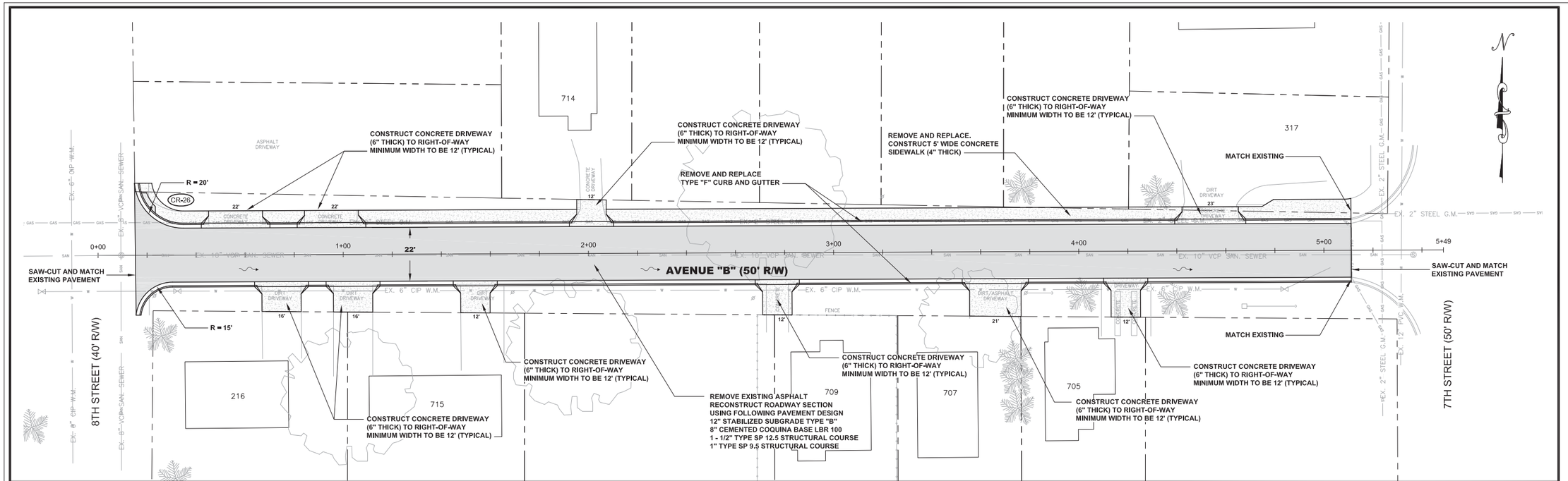

CITY OF FORT PIERCE ENGINEERING DEPARTMENT

PRELIMINARY COST ESTIMATE

Project: Avenue A (7th Street to 8th Street)

A	B	C	D
ITEM NO.	DESCRIPTION OF WORK	UNIT	QTY.
	Demolition/Mobilization/MOT		
1	Mobilization/General Conditions	LS	1
2	MOT	LS	1
3	Erosion and Sediment Control	LS	1
4	Surveying/Materials Testing	LS	1
5	Clearing/Grubbing	LS	1
6	Asphalt Pavement Removal	SY	1606
7	Curb and Gutter Removal	LF	973
8	Sidewalk Removal	SY	0
9	Driveway Removal	SY	37
	Sub-Total		
	Roadway Construction		
10	Mill 1.5" Depth	SY	0
11	Type SP 12.5 Structural Course (1-1/2")	TN	98.4
12	Type SP 9.5 Structural Course (1")	TN	72.16
13	Cemented Coquina Base LBR 100 (8")	SY	1,312
14	Stabilized Subgrade Type "B" (12") Repair	SY	1585
15	Signing & Striping	LS	1
	Sub-Total		
	Sidewalk / Driveway		
16	Type F Curb & Gutter	LF	1010
17	4" Concrete Sidewalk	SY	250
18	6" Concrete Driveway	SY	111
19	ADA Sidewalk Ramps, complete	EA	1
	Sub-Total		
	Final Restoration		
20	R/W Final Grading and Bahia Sod	LS	1
21	Mailbox Replacement	EA	0
	Sub-Total		

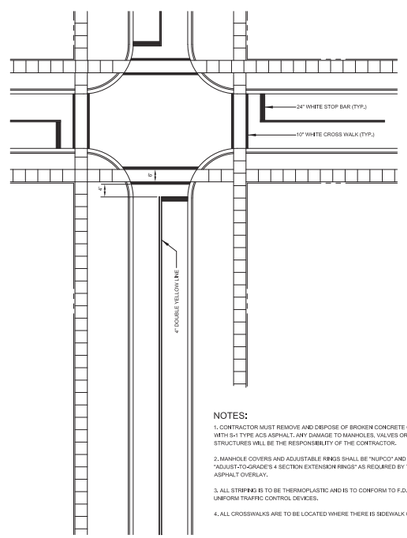

NOTES:

1. CONTRACTOR MUST REMOVE AND DISPOSE OF BROKEN CONCRETE COLLARS AND REPLACE WITH S-1 TYPE ACS ASPHALT. ANY DAMAGE TO MANHOLES, VALVES OR OTHER EXISTING STRUCTURES WILL BE THE RESPONSIBILITY OF THE CONTRACTOR.
2. MANHOLE COVERS AND ADJUSTABLE RINGS SHALL BE "NUPCO" AND SHALL BE "ADJUST-TO-GRADE'S 4 SECTION EXTENSION RINGS" AS REQUIRED BY THE THICKNESS OF ASPHALT OVERLAY.
3. ALL STRIPING IS TO BE THERMOPLASTIC AND IS TO CONFORM TO F.D.O.T. STANDARDS AND UNIFORM TRAFFIC CONTROL DEVICES.
4. ALL CROSSWALKS ARE TO BE LOCATED WHERE THERE IS SIDEWALK ONLY.

TYPICAL STREET STRIPING DETAIL

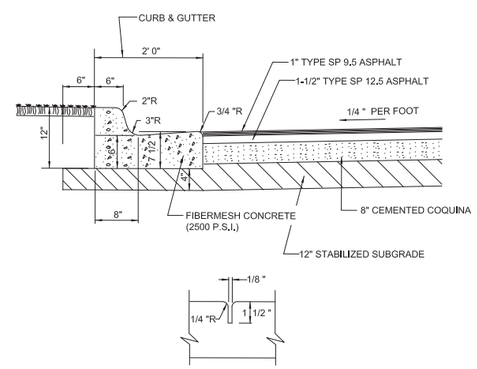

10' center to center on new curb and gutter

TYPE "F" CURB AND GUTTER WITH JOINT DETAILS

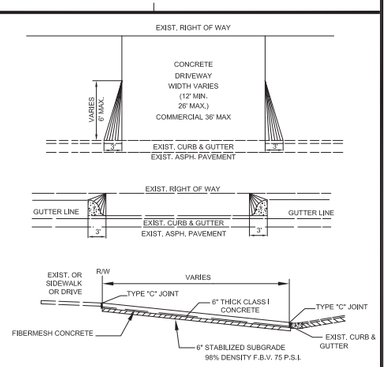

GENERAL CONSTRUCTION NOTES:
1. CONCRETE STRENGTH TO BE 2500 P.S.I. AT 28 DAYS.
2. SUBBASE TO BE 98% DENSITY - F.B.V. 75 P.S.I.
3. THE CONCRETE SHALL BE GIVEN A BROOM FINISH AND THE EDGES OF THE SIDEWALK SHALL BE FINISHED WITH A EDGING TOOL HAVING AN RADIUS OF 1/2 INCH.

DRIVEWAY DETAIL

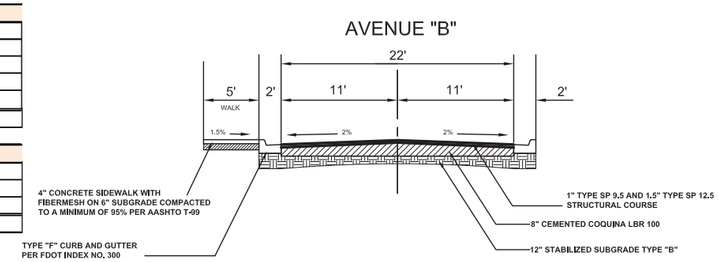

TYPICAL ROADWAY SECTION

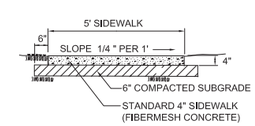

General Construction Notes:
1. Concrete strength to be 2500 P.S.I. at 28 days.
2. Tooled dummy contraction joints every 5' (Type 'B' Joints)
3. Expansion joints w/premolded filler at 100' o/c (Type 'C' Joints)
4. Subbase to be 98% Density F.B.V. 75 P.S.I.
5. The concrete shall be given a broom finish and the edges of the sidewalk shall be finished with an edging tool having a radius of 1/2 inch

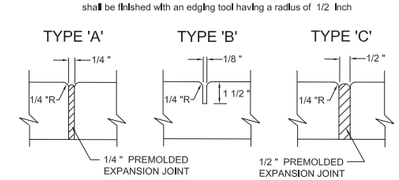

'A' At P.C. & P.T. of curves and at junction of existing and new sidewalks.
'B' 5' center to center on new sidewalks and 10' center to center on new curb and gutter
'C' Where new sidewalk abuts concrete curbs, driveway and similar structures.

TYPICAL 4" SIDEWALK DETAIL

AVENUE B (N. 7TH STREET TO N. 8TH STREET) ROADWAY RESTORATION

No.	DATE	BY	REVISIONS

CITY OF FORT PIERCE
DEPARTMENT OF ENGINEERING
100 NORTH U.S. 1 P.O. BOX 1480
FORT PIERCE FLORIDA, 34954

DATE: MAY 09, 2019

SURVEY BY:

DESIGNED BY: J. ANDREWS

SCALE: 1" = 20'

DRAWN BY: D. SUMNER

APPROVED BY:

SHEET No. 1 OF 1

Q:\Engineering CADD Files\Drawings\Projects\Avenues\Avenue B\Avenue B (7th Street to 8th Street) Roadway Restoration.dwg