

FISHERMAN'S WHARF

COMMUNITY INPUT SUMMARY

JANUARY 2, 2020





OVERVIEW

The City of Fort Pierce launched a community input survey in October 2019 an effort to garner public feedback for the future development of Fisherman's Wharf.

A total of **632** responses were received.

This overview is for summarizing purposes. A full report of all survey responses is also available.

Top 4 features respondents would like to see incorporated into the future development of Fisherman's Wharf:



Marine Related Public Use – docks, ramps, fishing pier, etc. (290)



Restaurants (256)

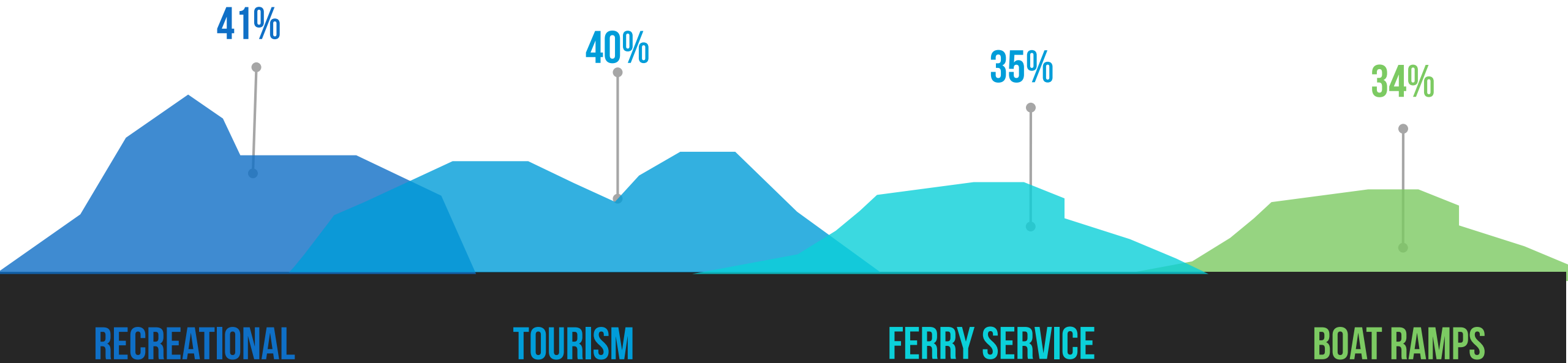


Marine Transportation – ferry service, water taxi, etc. (198)



Outdoor Event Space (183)

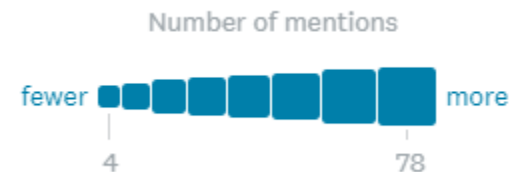
MOST DESIRED MARINE-RELATED USES:



Note: gambling boats and bait/tackle shops were also mentioned in the “other” comments.

What would help the Fort Pierce waterfront become more vibrant:

FISHING
SHOPPING **RESTAURANTS**
ENTERTAINMENT/NIGHT LIFE
MIXED-USE **PARKS + PLAYGROUNDS** **HOTEL**
PARKING **BOAT DOCKS AND RAMPS**
WATER TAXI / FERRY **RESIDENTIAL**




In reference to the redevelopment of Fisherman's Wharf, respondents are most excited about the following:



Expanded public
access to
waterfront



Added economic
benefit to
community



Added vibrancy to
waterfront

Note: cruise ships and boat ramps were also mentioned in the "other" comments.

Respondents are currently drawn to the Fisherman's Wharf area by the following:



Restaurants (378)



Sightseeing (180)



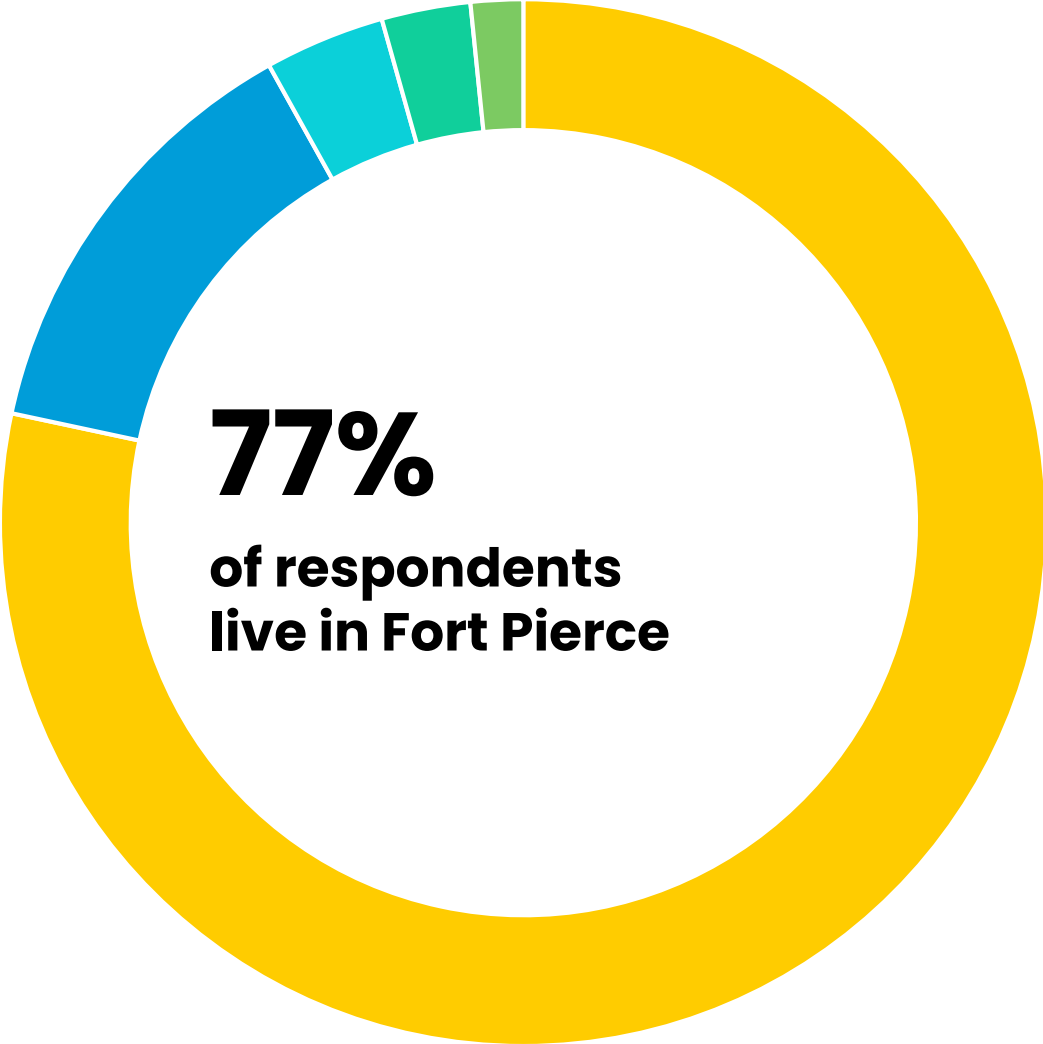
Boat Ramp (179)



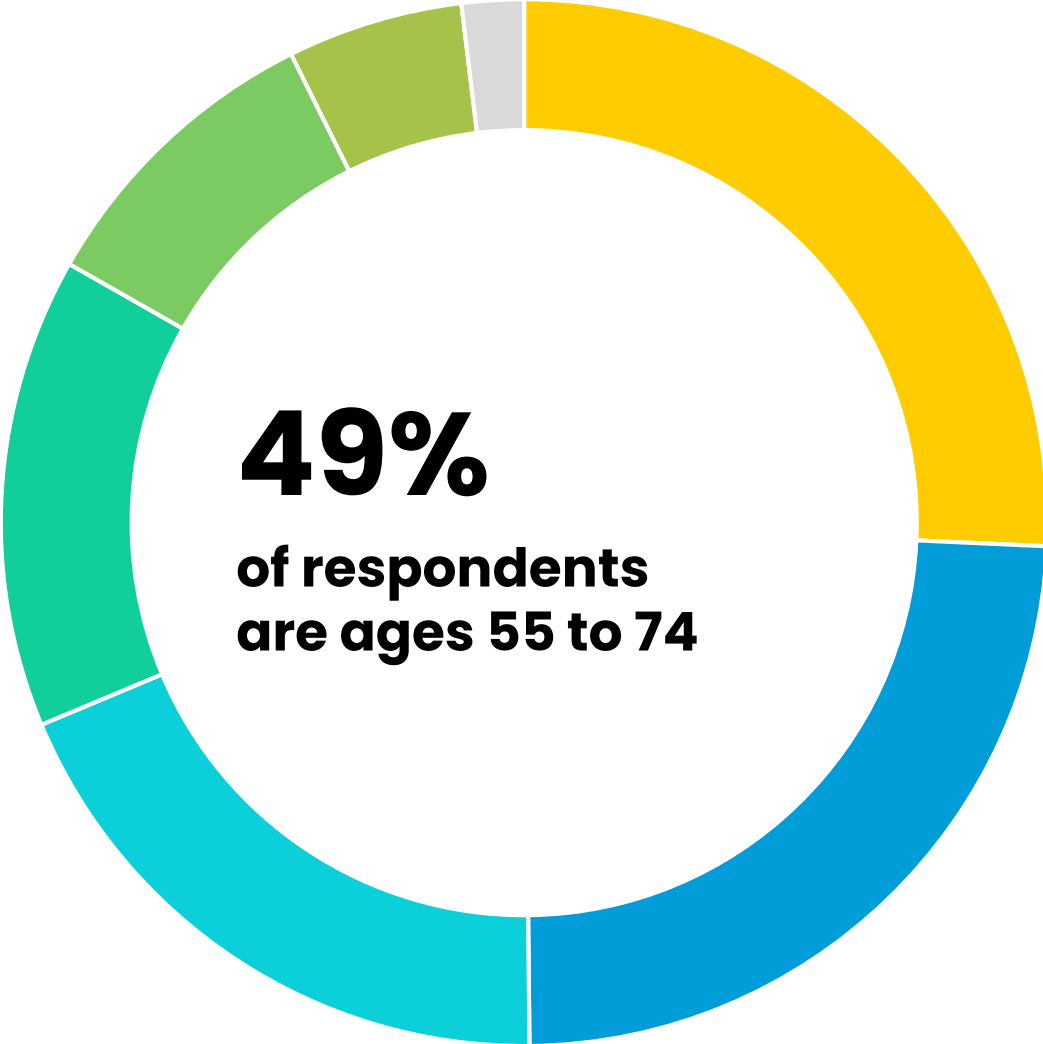
Fishing (168)

Note: over 30 respondents responded "nothing" in the other comments.

SURVEY RESPONDENT DEMOGRAPHICS



■ Fort Pierce ■ Port St. Lucie ■ Indian River
■ Martin ■ Out of State



■ 55 to 64 ■ 65 to 74 ■ 45 to 54 ■ 35 to 44
■ 25 to 34 ■ 75 + ■ 18 to 24