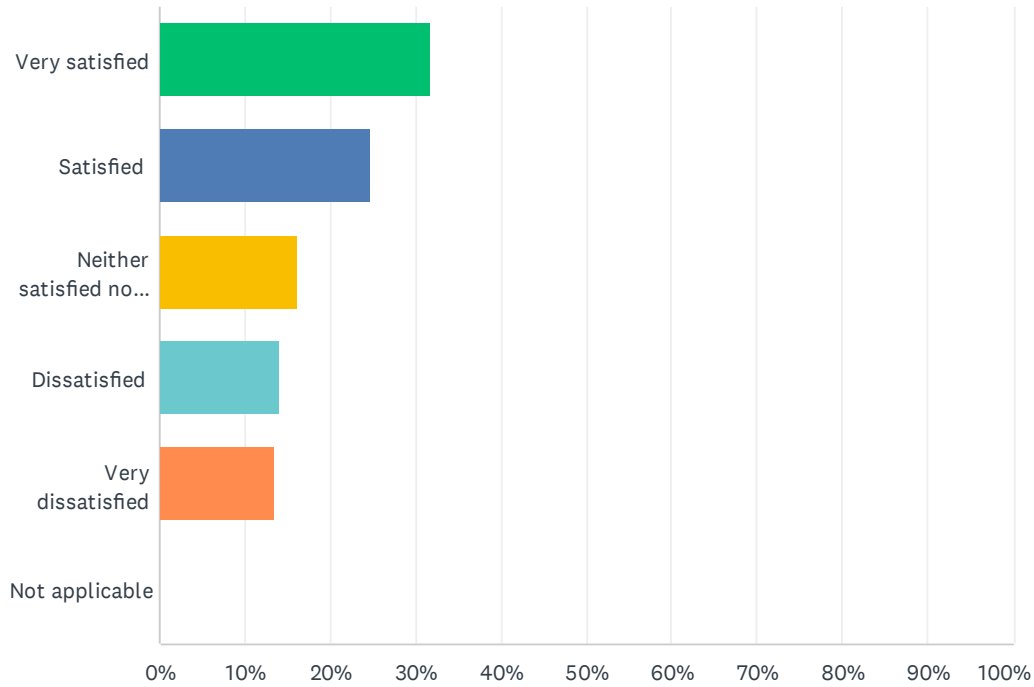


Q1 How satisfied are you with the visibility of the Fort Pierce Police Department??

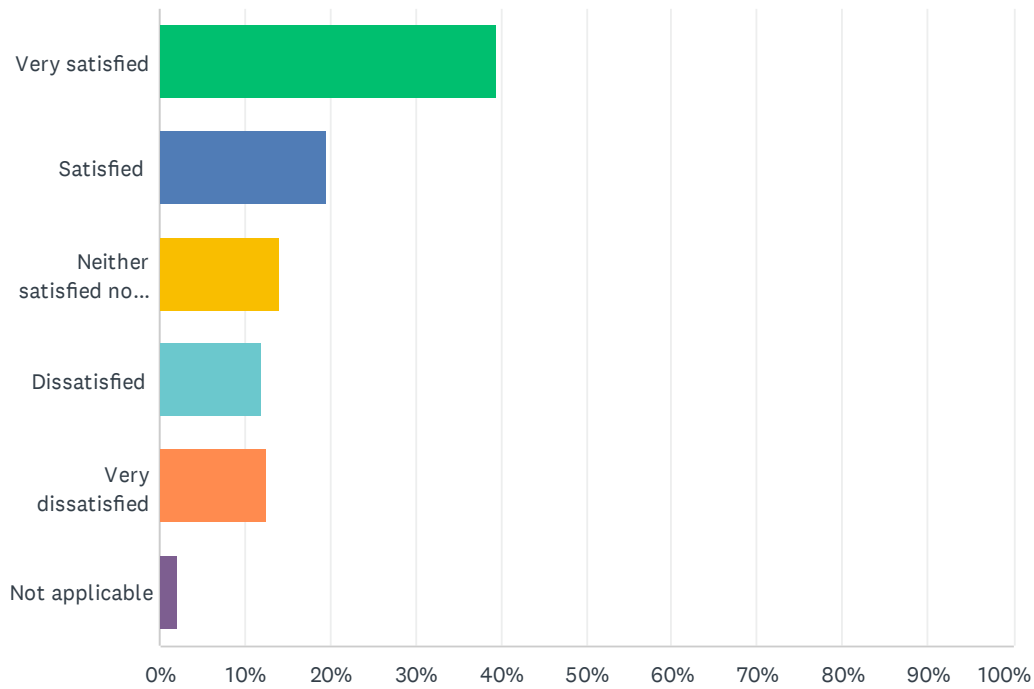
Answered: 142 Skipped: 1



ANSWER CHOICES	RESPONSES	
Very satisfied	31.69%	45
Satisfied	24.65%	35
Neither satisfied nor dissatisfied	16.20%	23
Dissatisfied	14.08%	20
Very dissatisfied	13.38%	19
Not applicable	0.00%	0
TOTAL		142

Q2 How satisfied are you with how professional the officers act?

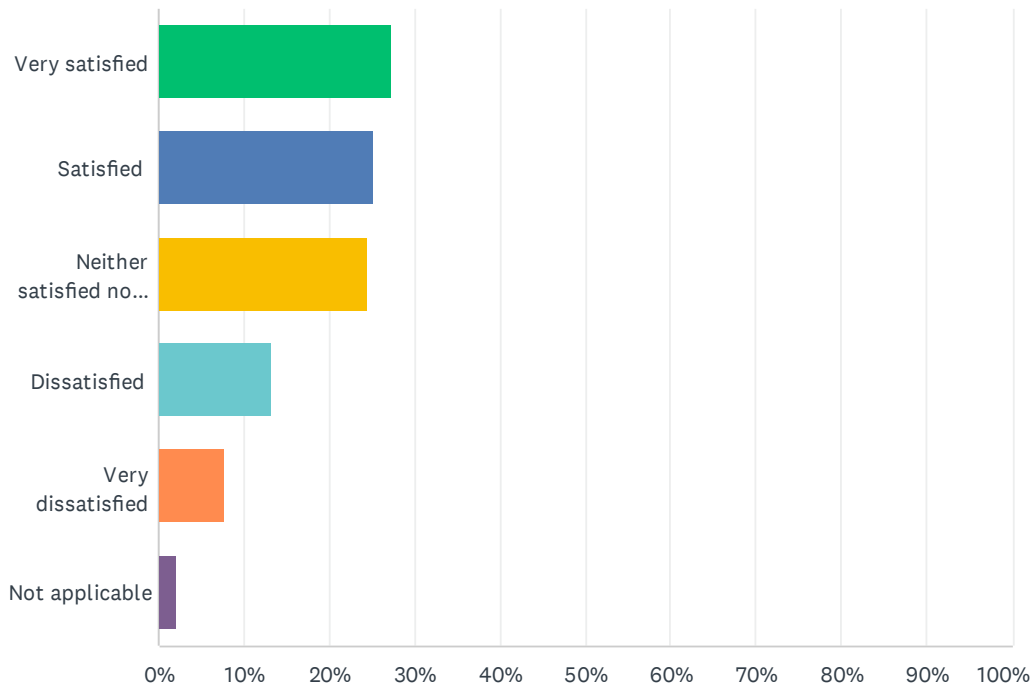
Answered: 142 Skipped: 1



ANSWER CHOICES	RESPONSES	
Very satisfied	39.44%	56
Satisfied	19.72%	28
Neither satisfied nor dissatisfied	14.08%	20
Dissatisfied	11.97%	17
Very dissatisfied	12.68%	18
Not applicable	2.11%	3
TOTAL		142

Q3 How satisfied are you with the ability of the officers?

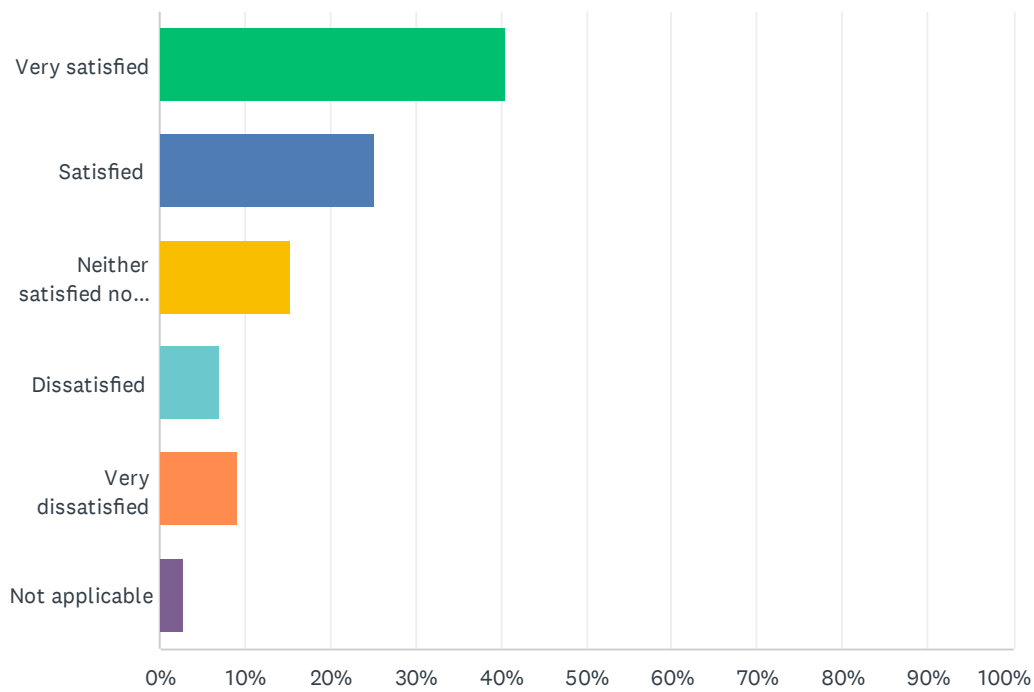
Answered: 143 Skipped: 0



ANSWER CHOICES	RESPONSES	
Very satisfied	27.27%	39
Satisfied	25.17%	36
Neither satisfied nor dissatisfied	24.48%	35
Dissatisfied	13.29%	19
Very dissatisfied	7.69%	11
Not applicable	2.10%	3
TOTAL		143

Q4 How satisfied are you with the courtesy of the officers?

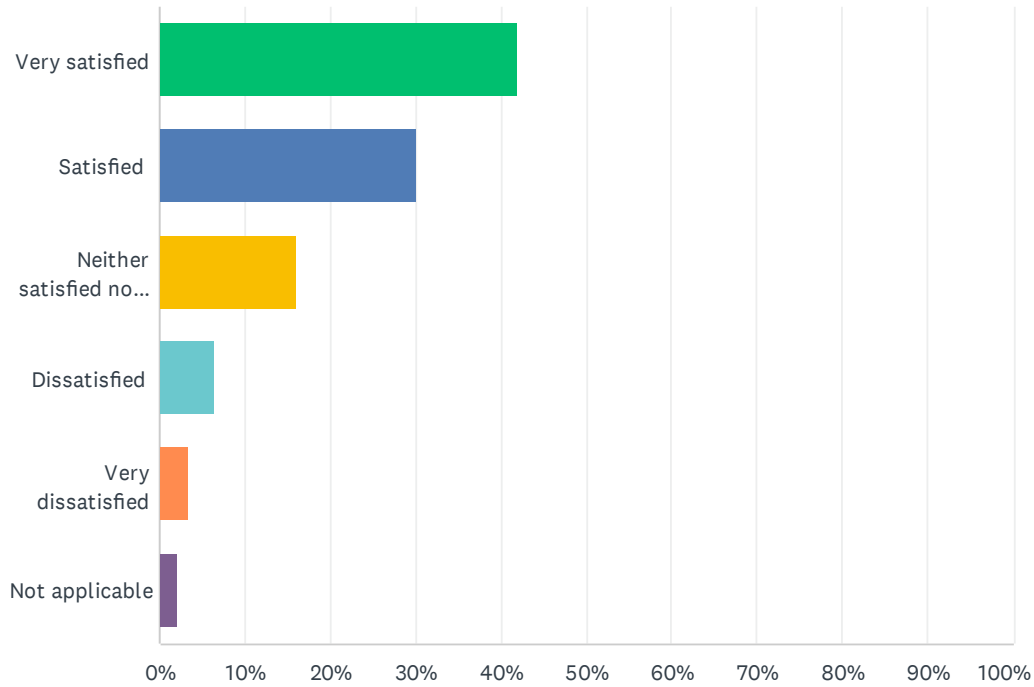
Answered: 143 Skipped: 0



ANSWER CHOICES	RESPONSES	
Very satisfied	40.56%	58
Satisfied	25.17%	36
Neither satisfied nor dissatisfied	15.38%	22
Dissatisfied	6.99%	10
Very dissatisfied	9.09%	13
Not applicable	2.80%	4
TOTAL		143

Q5 How satisfied are you with the appearance (physical/dress) of the officers?

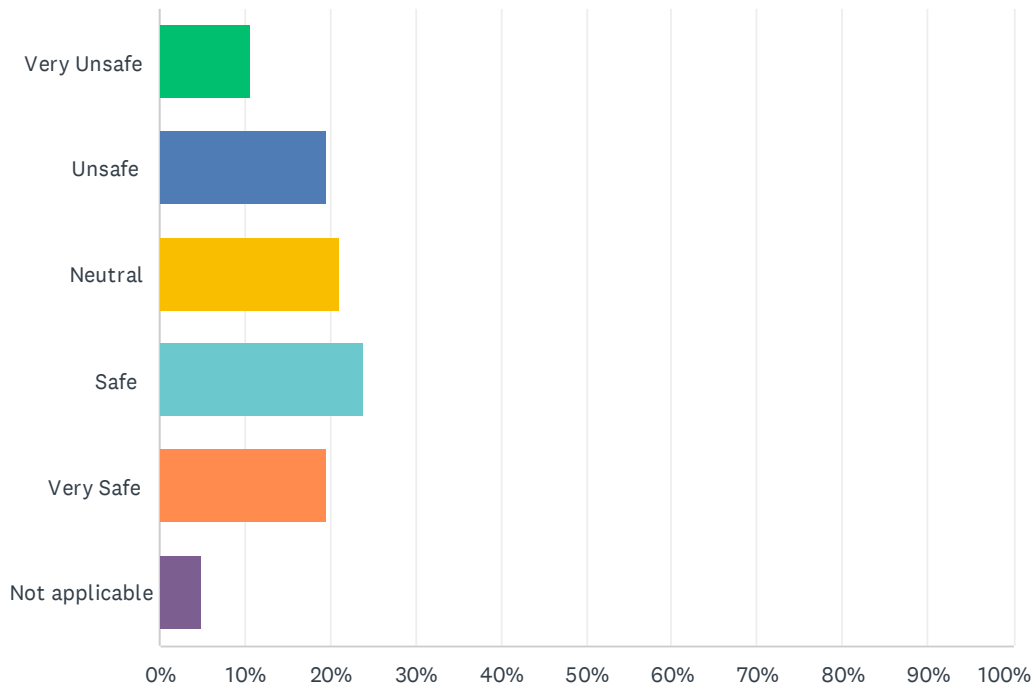
Answered: 143 Skipped: 0



ANSWER CHOICES	RESPONSES	
Very satisfied	41.96%	60
Satisfied	30.07%	43
Neither satisfied nor dissatisfied	16.08%	23
Dissatisfied	6.29%	9
Very dissatisfied	3.50%	5
Not applicable	2.10%	3
TOTAL		143

Q6 How safe do you feel walking alone in your neighborhood at night?

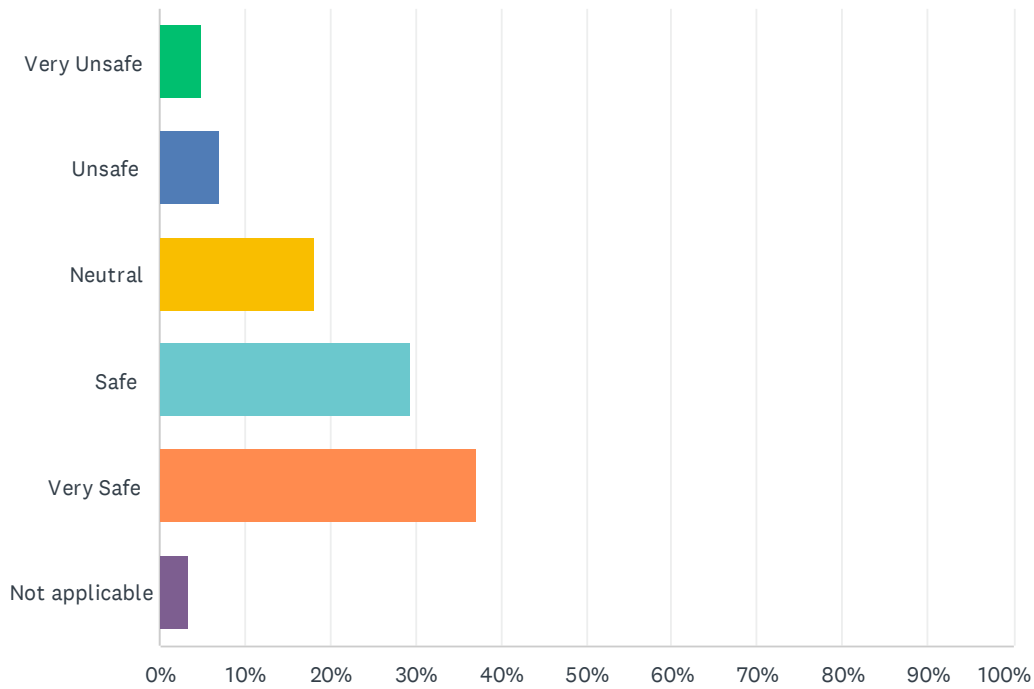
Answered: 142 Skipped: 1



ANSWER CHOICES	RESPONSES	
Very Unsafe	10.56%	15
Unsafe	19.72%	28
Neutral	21.13%	30
Safe	23.94%	34
Very Safe	19.72%	28
Not applicable	4.93%	7
TOTAL		142

Q7 How safe do you feel in your home?

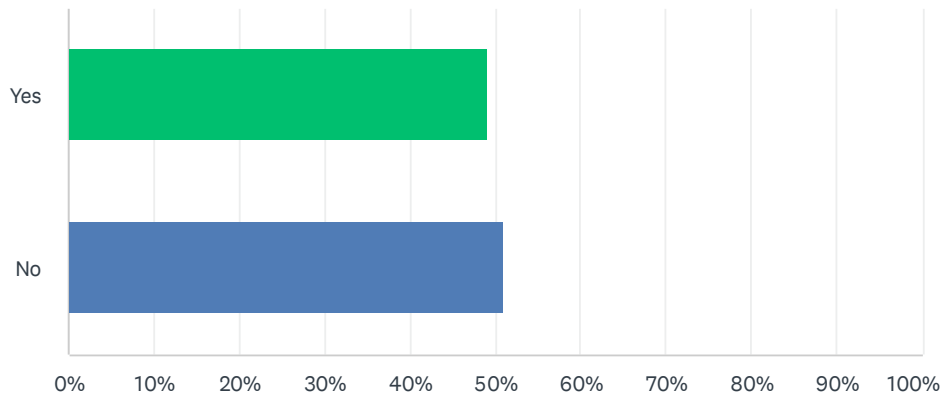
Answered: 143 Skipped: 0



ANSWER CHOICES	RESPONSES	
Very Unsafe	4.90%	7
Unsafe	6.99%	10
Neutral	18.18%	26
Safe	29.37%	42
Very Safe	37.06%	53
Not applicable	3.50%	5
TOTAL		143

Q8 Is the police presence adequate in your neighborhood?

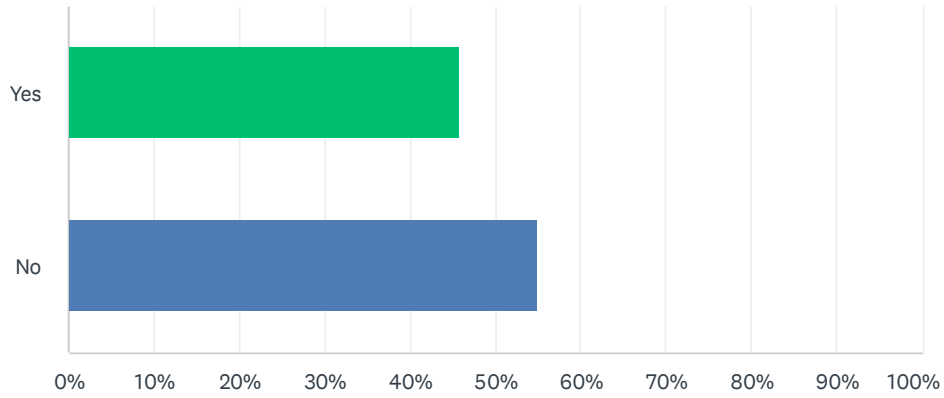
Answered: 143 Skipped: 0



ANSWER CHOICES	RESPONSES	
Yes	48.95%	70
No	51.05%	73
Total Respondents: 143		

Q9 Is the traffic enforcement (speeding, running stop signs) adequate in the City of Fort Pierce?

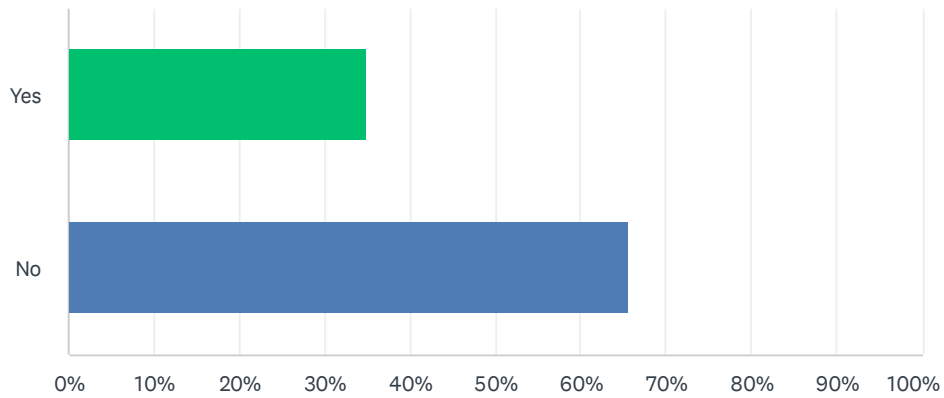
Answered: 142 Skipped: 1



ANSWER CHOICES	RESPONSES	
Yes	45.77%	65
No	54.93%	78
Total Respondents: 142		

Q10 Have you ever been a victim of a crime in the City of Fort Pierce?

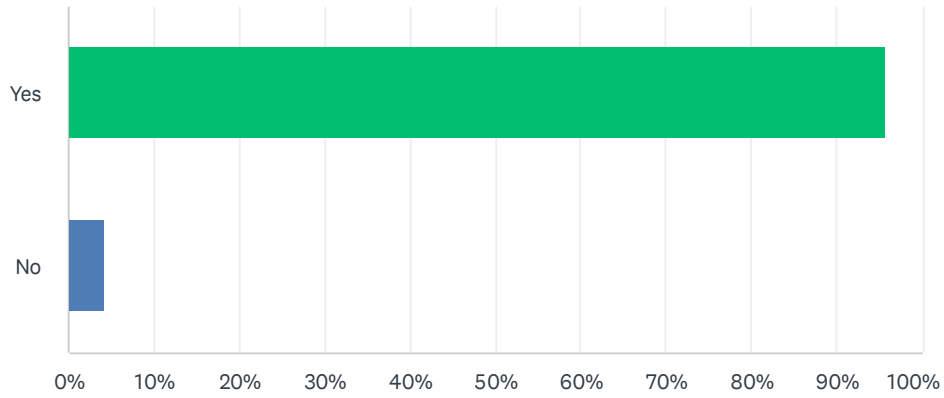
Answered: 143 Skipped: 0



ANSWER CHOICES	RESPONSES	
Yes	34.97%	50
No	65.73%	94
Total Respondents: 143		

Q11 Citizens reporting suspicious activity and crimes are vital to keeping the community safe.

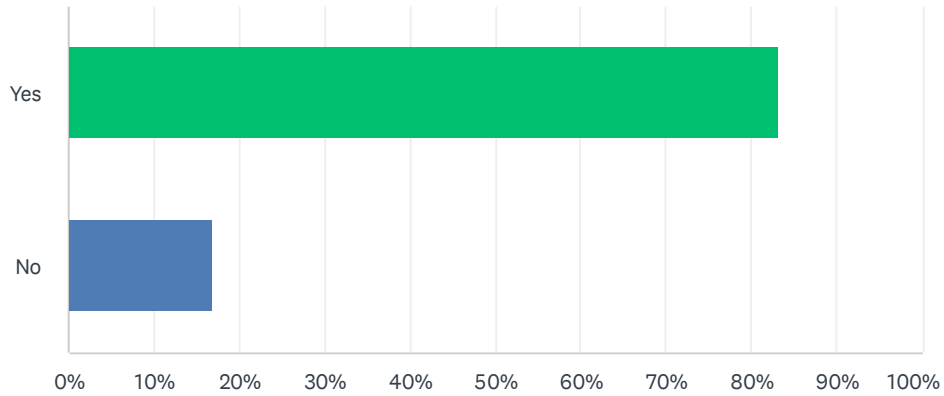
Answered: 141 Skipped: 2



ANSWER CHOICES	RESPONSES	
Yes	95.74%	135
No	4.26%	6
Total Respondents: 141		

Q12 I would call 911 to report suspicious activity, even if I wasn't quite sure there was a problem.

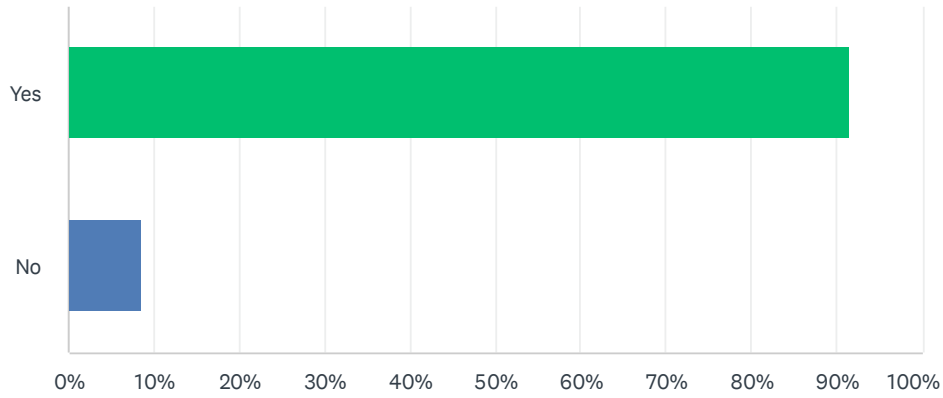
Answered: 142 Skipped: 1



ANSWER CHOICES	RESPONSES	
Yes	83.10%	118
No	16.90%	24
Total Respondents: 142		

Q13 I would call 911 to report suspicious activity, even if it involved someone I know.

Answered: 141 Skipped: 2



ANSWER CHOICES	RESPONSES	
Yes	91.49%	129
No	8.51%	12
Total Respondents: 141		

Q14 What do you like best about the Fort Pierce Police Department?

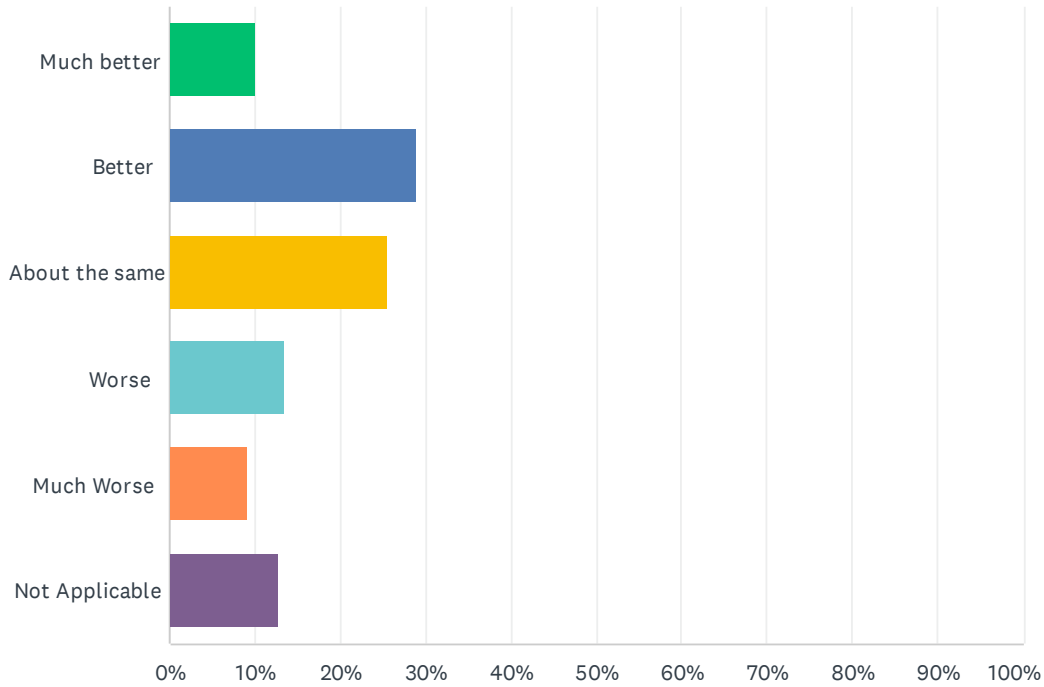
Answered: 121 Skipped: 22

Q15 How would you improve the Fort Pierce Police Department?

Answered: 131 Skipped: 12

Q16 How do you feel the Fort Pierce Police Department has changed over the past four years?

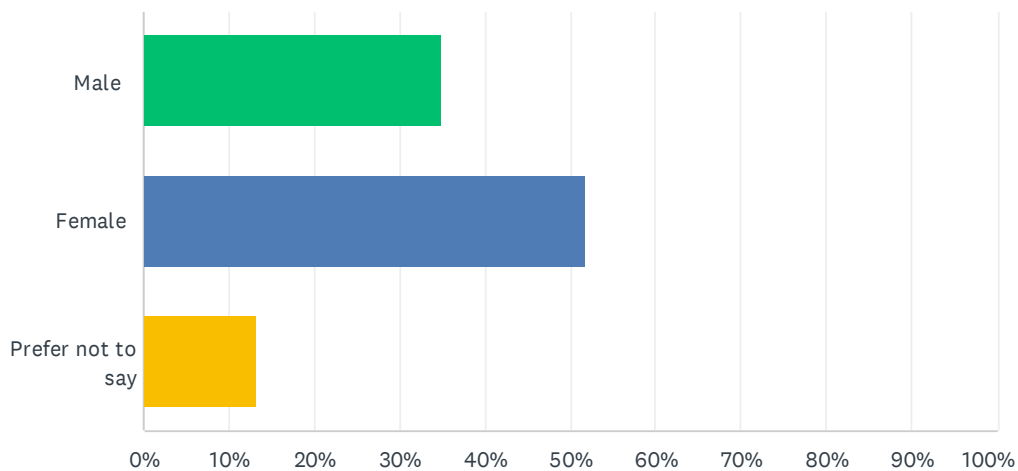
Answered: 141 Skipped: 2



ANSWER CHOICES	RESPONSES	
Much better	9.93%	14
Better	29.08%	41
About the same	25.53%	36
Worse	13.48%	19
Much Worse	9.22%	13
Not Applicable	12.77%	18
TOTAL		141

Q17 Sex:

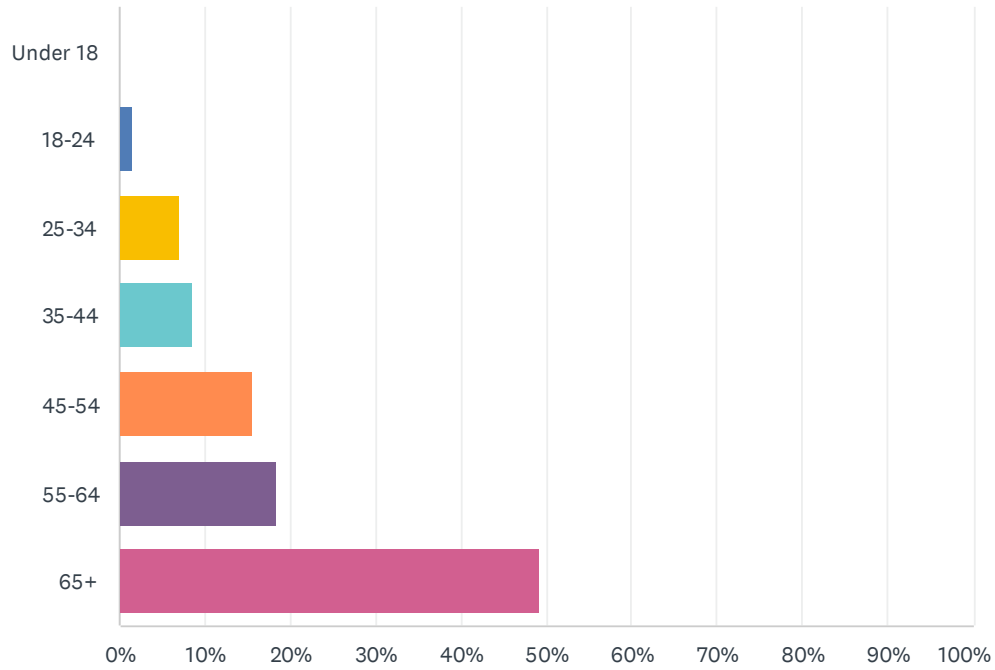
Answered: 143 Skipped: 0



ANSWER CHOICES	RESPONSES	
Male	34.97%	50
Female	51.75%	74
Prefer not to say	13.29%	19
TOTAL		143

Q18 Age:

Answered: 142 Skipped: 1



ANSWER CHOICES	RESPONSES
Under 18	0.00% 0
18-24	1.41% 2
25-34	7.04% 10
35-44	8.45% 12
45-54	15.49% 22
55-64	18.31% 26
65+	49.30% 70
TOTAL	142

Q19 Based on the following map, what area of the City do you live in.

Answered: 113 Skipped: 30