

Administrative Certificates of Appropriateness

Attached are Certificates of Appropriateness issued administratively in February 2022.

- COA #22-08, 531 N 2nd Street – Siding
- COA #22-10, 906 Delaware Avenue – Renovation



CERTIFICATE OF APPROPRIATENESS
 TO ALTER A DESIGNATED HISTORIC SITE

COA#22-08 HISTORIC PRESERVATION BOARD APPROVAL ADMINISTRATIVE APPROVAL

Site address: 531 N 2nd Street

Contributing Non-Contributing Individually Designated

SITE ALTERATIONS:

Request	Conditions	Applicable Standards
Remove and replace rotted wood siding with Hardie board prime plank lap siding. New siding will be painted pink (current color). Please see attached.		Secretary of the Interior's Standards for Rehabilitation of Historic Properties, Standard 9.

APPROVED:

Board Approval

Administrative Approval

 Suzanne Boardman, Chair Date
 Historic Preservation Board


 _____ 02/7/22
 Maria Lewicka, AICP Date
 Historic Preservation Planner

This alteration meets the Secretary of the Interior's Standards for the Treatment of Historic Properties and the City of Fort Pierce Code of Ordinances.

Should you have any further questions or concerns, contact Maria Lewicka, Historic Preservation Planner, at (772) 467-3738 or via e-mail at mlewicka@cityoffortpierce.com.

Thank you for your efforts to preserve and redevelop historic Fort Pierce through your participation in the Certificate of Appropriateness Application process. Staff looks forward to working with you in the future to preserve and rehabilitate our historic neighborhoods and structures.

Provided to:	Name/Address	Via
Owner/Applicant	MaryBeth Goosman 531 N 2 nd Street Fort Pierce, FL 34981	E-Mail meagoose@aol.com

RECEIVED

FEB 07 2022



THE SUNRISE CITY
FORT PIERCE
PLANNING DEPARTMENT Florida

CITY OF FORT PIERCE
PLANNING & ZONING

COAH# 22-08

Bldg. Permit # _____

Certificate of Appropriateness Application

Building & Site Information

Address of the Site: 531 N. 2nd Street, Fort Pierce, FL 34950

Parcel ID #: 2403-705-0070-000/8

Type of Designation: Contributing Non-contributing Site within the _____ Historic District

Individually Designated Site, City Commission Resolution No. _____

Property Owner / Applicant Information

Property Owner(s) Name(s): MaryBeth Goosman

Mailing Address: 531 N. 2nd Street, Fort Pierce, FL 34950

Phone Number(s): 301-928-8182 Email: meagoose@aol.com

Applicant Name(s): MaryBeth Goosman

Mailing Address: 531 N. 2nd Street, Fort Pierce, FL 34950

Phone Number(s): 301-928-8182 Email: meagoose@aol.com

Representative Name(s): _____

Mailing Address: _____

Phone Number(s): _____ Email: _____

Property Owner(s) Acknowledgements: This application will not be considered complete without the signature of all property owners of record, which shall serve as an acknowledgement of the submission of this application. The property owner's signature below shall also authorize the Applicant (if other than the property owner) and/or Representative to act in his/her behalf for the purposes of seeking approval for the application described herein. The undersigned consents to inspection and photographing of the subject property by the Historic Preservation staff for purposes of consideration of this Application and/or presentation to the Historic Preservation Board.

We, MaryBeth Goosman as Owner(s) of the subject property, do hereby authorize the filing of this application on my/our behalf.

MaryBeth Goosman
Signature of Owner

2/3/2022
Date

Description of Requested Work

Please indicate the type of work requested:

Fence

Shed

Door(s)

Roof

Window(s)

Signage

Shutter(s)

Porch

Rehabilitation

New Construction

Demolition

Relocation

Site Improvements (describe) Replace rotted siding.

Other (describe) _____

Please provide a detailed description of the proposed work to be performed:
Replace rotted wood siding with Hardie board prime plank lap siding. Will paint Hardie board in current color pink.

Have other alterations been made to the site within the last 12 months? No Yes, _____

Will the proposed work require a Zoning Variance? No Yes, Code Section(s): _____

Application Requirements

- \$10.00 Application fee
- Site Plan with dimensions.
- Architectural Drawings:
 - > Drawings should show all current and proposed floor plans and elevations, fences, walls, and any other landscape features.
 - > Drawings should indicate materials to be used.
- Photos - One (1) color photograph of the main façade of the site and photographs of any areas affected by the proposed project.
- Material(s) specifications and/or sample(s)
- Color samples.
- Demolition - Plans for what will be taking the demolished structure's place should be submitted.

















COLOR AND DESIGN

WHY HARDIE?

PRODUCTS

PROJECT RESOURCES

PRODUCT SUPPORT

Home > All Products > Hardie® Plank Lap Siding

Hardie® Plank Lap Siding

[Download the Product Catalog >](#)

[Request a Sample >](#)

[Request a Quote](#)

Traditional and timeless. Sleek and strong. Hardie® Plank lap siding is not just our best-selling product—it's the most popular brand of siding in North America, protecting and beautifying more homes from coast to coast.

HARDIE® PLANK LAP SIDING PRODUCTS



The products you'll see below are readily available for zip code 34950. Not your zip code? [Update it now.](#)

HARDIE® PLANK LAP SIDING

SELECT CEDARMILL®

Our natural cedar look has a soft texture that mimics wood.

THE STATEMENT COLLECTION™

HardiePlank®

Thickness 5/16 in
Length 12 ft planks

SELECT CEDARMILL® & SMOOTH

	Width	5.25 in	6.25 in	7.25 in	8.25 in	9.25 in	12 in
Exposure		4 in	5 in	6 in	7 in	8 in	10.75 in
Prime Pcs/Pallet		360	308	252	230	190	152
ColorPlus Pcs/Pallet		324	280	252	210	—	—
Pcs/Sq		25.0	20.0	16.7	14.3	12.5	9.3

SELECT CEDARMILL®



SELECT CEDARMILL®

	Width	5.25 in	6.25 in	7.25 in	8.25 in	9.25 in	12 in
STATEMENT COLLECTION™				✓			
DREAM COLLECTION™		✓	✓	✓	✓		
PRIME		✓	✓	✓	✓	✓	✓

SMOOTH



SMOOTH

	Width	5.25 in	6.25 in	7.25 in	8.25 in	9.25 in	12 in
STATEMENT COLLECTION™							
DREAM COLLECTION™		✓	✓	✓	✓		
PRIME		✓	✓	✓	✓	✓	✓

BEADED CEDARMILL®



BEADED SMOOTH



BEADED CEDARMILL® & BEADED SMOOTH

Width	8.25 in	
Exposure	7 in	
Prime Pcs/Pallet	240	STATEMENT COLLECTION™ _____
ColorPlus Pcs/Pallet	210	DREAM COLLECTION™ ✓
Pcs/Sq	14.3	PRIME ✓

CUSTOM COLONIAL ROUGHSAWN®



CUSTOM COLONIAL SMOOTH®



CUSTOM COLONIAL ROUGHSAWN® & CUSTOM COLONIAL SMOOTH®

Width	8 in	
Exposure	6.75 in	
Prime Pcs/Pallet	240	STATEMENT COLLECTION™ _____
ColorPlus Pcs/Pallet	216	DREAM COLLECTION™ ✓
Pcs/Sq	14.9	PRIME ✓



CERTIFICATE OF APPROPRIATENESS
 TO ALTER A DESIGNATED HISTORIC SITE

COA#22-10 HISTORIC PRESERVATION BOARD APPROVAL ADMINISTRATIVE APPROVAL

Site address: 906 Delaware Avenue

Contributing Non-Contributing Individually Designated

SITE ALTERATIONS:

Request	Conditions	Applicable Standards
New impact resistant windows (the same size, proportion and orientation), exterior wall and door color, stainless cable and rail system, struck block foundation planter and roof screening for roof-mounted A/C unit. Please see attached.		Secretary of the Interior's Standards for Rehabilitation of Historic Properties, Standard 9.

APPROVED:

Board Approval

Administrative Approval

 Suzanne Boardman, Chair Date
 Historic Preservation Board


 _____ 02/08/22
 Maria Lewicka, AICP Date
 Historic Preservation Planner

This alteration meets the Secretary of the Interior's Standards for the Treatment of Historic Properties and the City of Fort Pierce Code of Ordinances.

Should you have any further questions or concerns, contact Maria Lewicka, Historic Preservation Planner, at (772) 467-3738 or via e-mail at mlewicka@cityoffortpierce.com.

Thank you for your efforts to preserve and redevelop historic Fort Pierce through your participation in the Certificate of Appropriateness Application process. Staff looks forward to working with you in the future to preserve and rehabilitate our historic neighborhoods and structures.

Provided to:	Name/Address	Via
Owner/Applicant	Dr. Rhaina Smeds, PsyD, Inc 100 Avenue A, Suite 2D Fort Pierce, FL	E-Mail drsmeds@att.net
Representative	Leslie Olson, District Planning Group 130 S Indian River Drive, Suite 202 Fort Pierce, FL	E-Mail leslie@districtplanninggroup.com

RECEIVED

FEB 08 2022



THE SUNRISE CITY
FORT PIERCE
PLANNING DEPARTMENT
Florida

CITY OF FORT PIERCE
PLANNING & ZONING

Bldg. Permit # _____

COA# 22-10

Certificate of Appropriateness Application

Building & Site Information

Address of the Site: 906 Delaware Avenue

Parcel ID #: 2410-705-0017-000-1

Type of Designation: Contributing Non-contributing Site within the Sample Oaks Historic District

Individually Designated Site, City Commission Resolution No. _____

Property Owner/ Applicant Information

Property Owner(s)
Name(s): Dr. Rhaina Smeds, PsyD, Inc

Mailing Address: 100 Avenue A Suite 2D

Phone Number(s): (772) 485-4008 Email: drsmeds@att.net

Applicant
Name(s): Dr. Rhaina Smeds

Mailing Address: 100 Avenue A Suite 2D

Phone Number(s): (772) 485-4008 Email: drsmeds@att.net

Representative
Name(s): Leslie Olson, District Planning Group

Mailing Address: 130 S. Indian River Drive Suite 202

Phone Number(s): (772) 882-5811 Email: leslie@districtplanninggroup.com

Property Owner(s) Acknowledgements:- This application will not be considered complete without the signature of all property owners of record, which shall serve as an acknowledgement of the submission of this application. The property owner's signature below shall also authorize the Applicant (if other than the property owner) and/or Representative to act in his/her behalf for the purposes of seeking approval for the application described herein. The undersigned consents to inspection and photographing of the subject property by the Historic Preservation staff for purposes of consideration of this Application and/or presentation to the Historic Preservation Board.

I / We, Rhaina A. Smeds as Owner(s) of the subject property do hereby authorize the filing of this application on my/our behalf.

Rhaina Smeds
Signature of Owner

2/7/2022
Date

Description of Requested Work

Please indicate the type of work requested:

- Fence Shed Door(s) Roof
- Window(s) Signage Shutter(s) Porch

- Rehabilitation New Construction Demolition Relocation

Site Improvements (describe) _____

Other (describe) Windows, foundation planter, roof screening for roof-mounted A/C unit, stainless cable rail

Please provide a detailed description of the proposed work to be performed: _____

Please see attachment.

Have other alterations been made to the site within the last 12 months? No Yes, All described here


Will the proposed work require a Zoning Variance? No Yes, Code Section(s): _____

Application Requirements

- \$10.00 Application fee
- Site Plan with dimensions.
- Architectural Drawings:
 - Drawings should show all current and proposed floor plans and elevations, fences, walls, and any other landscape features.
 - Drawings should indicate materials to be used.
- Photos - One (1) color photograph of the main façade of the site and photographs of any areas affected by the proposed project.
- Material(s) specifications and/or sample(s)
- Color samples.
- Demolition – Plans for what will be taking the demolished structure’s place should be submitted.

906 DELAWARE AVENUE

CERTIFICATE OF APPROPRIATENESS: APPLICATION SUPPLEMENT



January 24, 2022




906 DELAWARE AVENUE: SEPTEMBER 2021

ASSESSMENT OF HISTORIC SIGNIFICANCE

906 Delaware Avenue is a non-contributing structure in the Sample Oaks Historic District. Built in 1954, the architectural design is midcentury modern, and outside the period of significance for the District. The midcentury modern exterior design elements of the structure include struck block wall fabric, flat roof, horizontal window orientation, an integrated brick planter on the shallow front porch, and parking in the front of the building.

It is the intent of this rehabilitation to preserve these design elements and make careful alterations as needed to enhance the simple midcentury modern design.

January 24, 2022



Exterior Wall:
Behr Tinsmith

Exterior Wall:
Behr Tinsmith

COLORS

The midcentury modern structure will be clad with a period-appropriate light neutral wall color (Behr Tinsmith) and a bright accent on the front door.

These colors will also be incorporated into the monument sign, in addition to stainless steel, and deep gray letters.

The brushed aluminum rail and cable system will blend with the silvery tinsmith color of the walls behind the porch rail.

REHABILITATION SCOPE

Structure: Exterior Work

1. New exterior wall and door color
2. Replace Minimal Traditional porch railing with midcentury modern-appropriate stainless cable and rail system
3. Replace inoperable and insecure jalousie windows with clear pane white slider (impact resistant) windows of the same size, proportion and orientation.
4. Build struck block foundation planter on east side of structure with architectural feature reaching up and over roof to screen the new roof-mounted AC unit and ducts. (Currently looks like an alien is trying to eat the structure.)



WINDOWS


Impact-rated white (vinyl) horizontal slider windows are the most appropriate replacement windows for the original jalousie windows. Not only are replacement parts for jalousies impossible to find, they are insecure, inefficient and fragile. Therefore we sought out operable replacement options with the same proportion and orientation as the original windows and found the CWS Windpact Plus 8200 horizontal sliders:

<https://www.cws.cc/products/windpact-plus-series-8200-vinyl-impact-resistant-horizontal-slider/>

PATIO RAIL

The structure was purchased with a Minimal Traditional style rail on the patio entrance. This will be replaced with a more Midcentury Modern-appropriate brushed aluminum rail and cable system.

The brushed aluminum rail and cable system will blend with the silvery tinsmith color of the walls behind the porch rail.



February 7, 2022



EAST PLANTER AND ROOFTOP SCREENING RENDERING

PLANTER AND ROOF SCREENING

An additional design element that will be added to the structure is a struck block planter that runs along the eastern wall to bring relief between the structure and the paved vehicular use area. Extending up out of the planter, mid-building, is a midcentury trellis that extends up the wall to the flat roof overhang.

The screening of the air conditioning unit and ductwork will come from that trellis appearing to extend through the roof and across the roof in a linear east-to-west line, obscuring the prominent ducts and mechanical unit.

January 24, 2022