



# CITY OF FORT PIERCE

## PLANNING DEPARTMENT

COMPREHENSIVE PLANNING ◊ DEVELOPMENT REVIEW  
HISTORIC PRESERVATION ◊ URBAN DESIGN ◊ URBAN FORESTRY ◊ ZONING

RECEIVED

JUL 11 2022

CITY OF FORT PIERCE  
PLANNING & ZONING

### Certificate of Appropriateness Application

#### Building & Site Information

Address of the Site: 517 S 8TH STREET FORT PIERCE, FL 34590

Parcel ID #: 2410-709-0043-000-4

Type of Designation:  Contributing  Non-contributing Site within the \_\_\_\_\_ Historic District

Individually Designated Site, City Commission Resolution No. \_\_\_\_\_

#### Property Owner/ Applicant Information

##### Property Owner(s)

Name(s): Santos Ramos Aguirre

Mailing Address: 517 S 8TH STREET FORT PIERCE, FL 34950

Phone Number(s): (772) 559-4706 Email: djramos88@hotmail.com

##### Applicant

Name(s): MICHAEL VERGONA

Mailing Address: 990 S. ROGERS CIR SUITE # 4 BOCA RATON, FL 33487

Phone Number(s): 561-609-2664 Email: PERMITTING@URBANSOLAR.COM

##### Representative

Name(s): \_\_\_\_\_

Mailing Address: \_\_\_\_\_

Phone Number(s): \_\_\_\_\_ Email: \_\_\_\_\_

*Property Owner(s) Acknowledgments:- This application will not be considered complete without the signature of all property owners of record, which shall serve as an acknowledgement of the submission of this application. The property owner's signature below shall also authorize the Applicant (if other than the property owner) and/or Representative to act in his/her behalf for the purposes of seeking approval for the application described herein. The undersigned consents to inspection and photographing of the subject property by the Historic Preservation staff for purposes of consideration of this Application and/or presentation to the Historic Preservation Board.*

I / We, Santos Ramos Aguirre as Owner(s) of the subject property, do hereby authorize the filing of this application on my/our behalf.

Santos Ramos  
Signature of Owner

7/5/22  
Date

**Description of Requested Work**

Please indicate the type of work requested:

- Fence                       Shed                               Door(s)                       Roof
- Window(s)                       Signage                               Shutter(s)                       Porch

INSTALLATION OF PV SOLAR SYSTEM TO ROOFTOP

- Rehabilitation                       New Construction                       Demolition                       Relocation

Site Improvements (describe) ADDING SOLAR PANELS TO ROOFTOP

Other (describe) \_\_\_\_\_

Please provide a detailed description of the proposed work to be performed: INSTALLATION OF PV SOLAR SYSTEM TO ROOFTOP

Have other alterations been made to the site within the last 12 months?  No  Yes, \_\_\_\_\_

Will the proposed work require a Zoning Variance?  No  Yes, Code Section(s): \_\_\_\_\_

**Application Requirements**

- \$10.00 Application fee
- Site Plan with dimensions.
- Architectural Drawings:
  - > Drawings should show all current and proposed floor plans and elevations, fences, walls, and any other landscape features.
  - > Drawings should indicate materials to be used.
- Photos - One (1) color photograph of the main façade of the site and photographs of any areas affected by the proposed project.
- Material(s) specifications and/or sample(s)
- Color samples.
- Demolition - Plans for what will be taking the demolished structure's place should be submitted.



Modules

**Aptos DNA-144 440W  
(x29)**

---

Inverter

**Hoymiles HM - 1500(x8)**

---

System Size


**12.76 kW**

---

Estimated Yearly  
Production

**16,261 kWh**

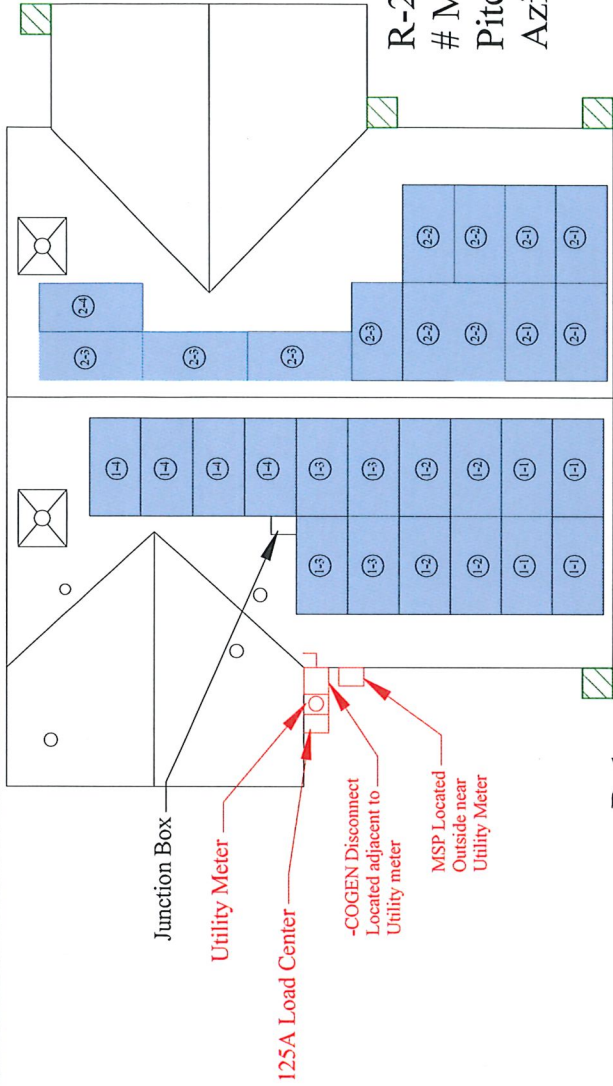
---



# FRONT OF HOUSE


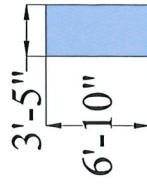
**Stringing Legend**

(S)	Solar String 1 - 16 Modules
(2S)	Solar String 2 - 13 Modules



**R-1**  
 # Modules (16)  
 Pitch: 27°  
 Azimuth: 270°

**R-2**  
 # Modules (13)  
 Pitch: 27°  
 Azimuth: 90°



**Inverter Type:** (7) Hoymiles HM1500NT & (1) HM350NT  
**PV Panel:** (29) Aptos DNA-144-MF26-440W  
**Racking:** Iron Ridge XR-10  
**Total Wattage:** 12,760W DC  
**Roof Type:** Composition Shingles  
**Wind Load:** 21 to 27 Deg  
**Attachment Type:** QuickMount L-Mount

**Sheet Index**

S-1	Cover Sheet / Site Plan
S-2	Detail
E-1	One - Line
E-2	Electrical Code
S-1A	Mounting Plan

**General Notes:**  
 -Hoymiles HM1500NT & HM350NT Micro Inverters are located on roof behind modules.  
 -First responder access maintained and from adjacent roof.  
 -Wire run from array to connection is 40 feet.

**UrbanSolar**  
 990 S Rogers Circle, Ste 4  
 Boca Raton, FL 33487  
 1-888-387-6527

**Legend**

	Ground Access
	Utility Meter
	PV Disconnect
	3' Access Pathway
	1'-6" First responder access
	Chimney
	Satellite
	Vent Pipe

Meets the requirements of the following- (2020 FL Residential Code & FBC, 7th Edition (2020 International Residential Code) - 2nd Printing modified by the FL Building Standards, 2020 Florida Building Energy Conservation Code 7th edition, City of Fort Pierce Code, 2017 National Electric Code.)

System meets the requirements of NFPA 70th Edition, Chapter 11.12

Meets All Editions of Florida Fire Prevention Code 2020 7th Edition  
 Meets all requirements of NFPA-1 7th Edition and NFPA-101

Represents all Fire Clearance minimum of 36" unobstructed as per including Alternative methods Section R324 of the 2020 IRC

**Customer Info:**

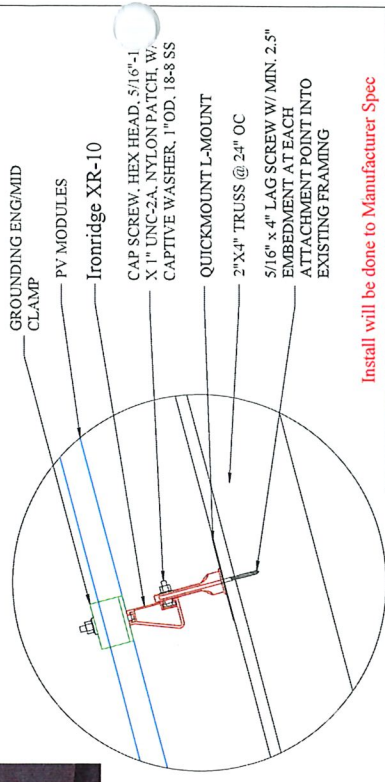
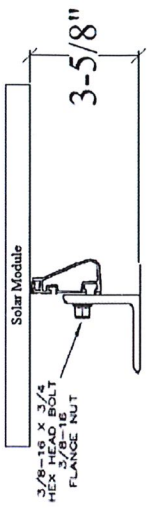
Santos Ramos  
 517 S 8th ST  
 Fort Pierce, FL  
 34950

Install will be done to Manufacturer Spec

Godwin Engineering and Design, LLC 8378 Foxtail Loop Pensacola, FL 32526 D. Chad Godwin, PE Chad@godwineng.com	Donnie C Godwin 2022.06.10 15:00:19 '00'05-
Date: 5/27/2022 Drawn by: AZ Revised by: Rev #: 00 Rev Date: Page: 11"x17" S-1	Layout Subject to Change Based on Site Conditions  



QuickMount L-Mount



Install will be done to Manufacturer Spec

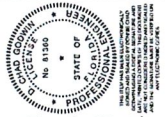
General Notes:

- L Feet are secured to roof rafters.
- @ 48" O.C. in Zone 1, @ 48" O.C. in Zone 2e, @ 24" O.C. in Zone 2n, @ 24" O.C. in Zone 2r, @ 24" O.C. in Zone 3e, & @ 24" O.C. in Zone 3r using 5/16" x 4" stainless steel Lag bolts.
- Subject roof has One layer.
- All penetrations are sealed and flashed.

Roof Section	Pitch	Roof Rafter and Spacing	Overhang	Notes:
R1-R2	6/12	2"x4" @ 24 O.C.	12"	Truss
<p><b>-Roof Height 15'</b>  <b>-Per 2020 FBC, the Roof Mounted PV System will be subject to the following design criteria:</b>  <b>Design Wind Speed(Vult) - 160mph 3 sec gust,</b>  <b>Exposure Category - C</b>  <b>-Designed as per ASCE7-16</b></p>				
<p><b>Customer Info:</b>            Santos Ramos            517 S 8th ST            Fort Pierce, FL 34950</p>				
<p>Inverter Type: (7) Hoymiles HMI500NT &amp; (1) HM350NT            PV Panel: (29) Aptos DNA-144-MF26-440W            Racking: Iron Ridge XR-10            Total Wattage: 12,760W DC            Roof Type: Composition Shingles            Wind Load: 21 to 27 Deg            Attachment Type: QuickMount L-Mount</p>				

Godwin Engineering and Design, LLC  
 8378 Foxtail Loop  
 Pensacola, FL 32526  
 D. Chad Godwin, PE  
 Chad@godwineng.com

Donnie C Godwin  
 2022.06.10  
 15:00:34  
 '00'05-



990 S Rogers Circle, Ste 4  
 Boca Raton, FL 33487  
 1-888-387-6527

Date: 5/27/2022  
 Drawn by: AZ  
 Revised by:  
 Rev #: 00  
 Rev Date:  
 Page: 11"X17" S-2





