



City Commission Conference Agenda Transit Department Update

Presented by: Adolfo Covelli, St. Lucie County Transit Director

Date: June 12, 2023

ST. LUCIE COUNTY FLORIDA



www.SLCart.org

All Routes & Stops

area regional transit



Legend

- Blue line: Fort Pierce Intermodal Facility
- Orange line: Port St. Lucie Intermodal Facility
- Green line: ART On Demand
- Red line: ART On Demand
- Purple line: ART On Demand

ART On Demand

There are four ART On Demand service areas on the map. These are: Fort Pierce, Port St. Lucie, Ft. Pierce, and Port St. Lucie. ART On Demand service from areas not shown on the map is available on request. Download the ART On Demand app from the App Store or Google Play, or call 772-462-7778 to book a ride.

Included neighborhoods:

- Boyer Ridge
- Park Lane
- Bayview Lakes
- Coral Landing
- Wood and Trails
- Sunny Park
- Flow Reserve
- Golf Point
- Midway Point
- Golf Point
- Newport Cove

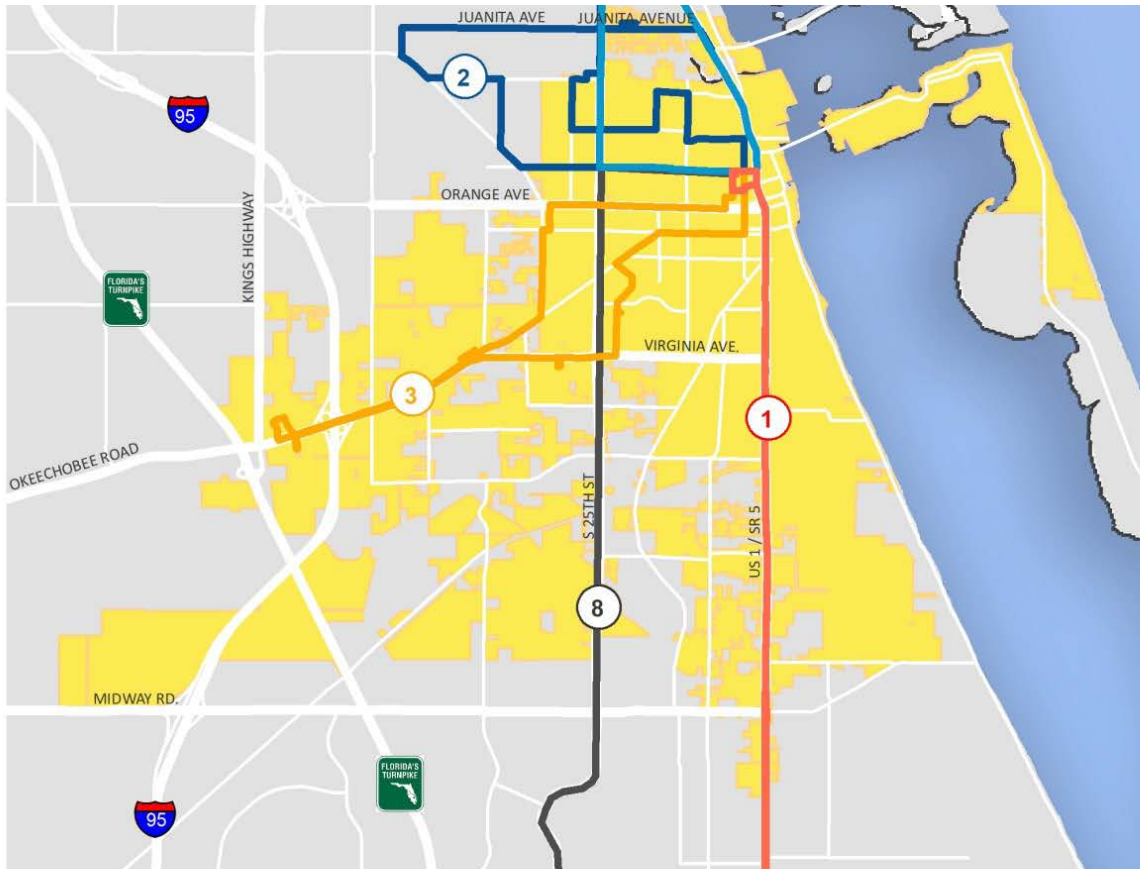
Parts of the following neighborhoods:

- Vedon
- Hunter Creek
- Palm Trails
- Southwest Lakes
- Coral Point
- Crestview Cove
- Palmyra Crossing

area regional transit **art**



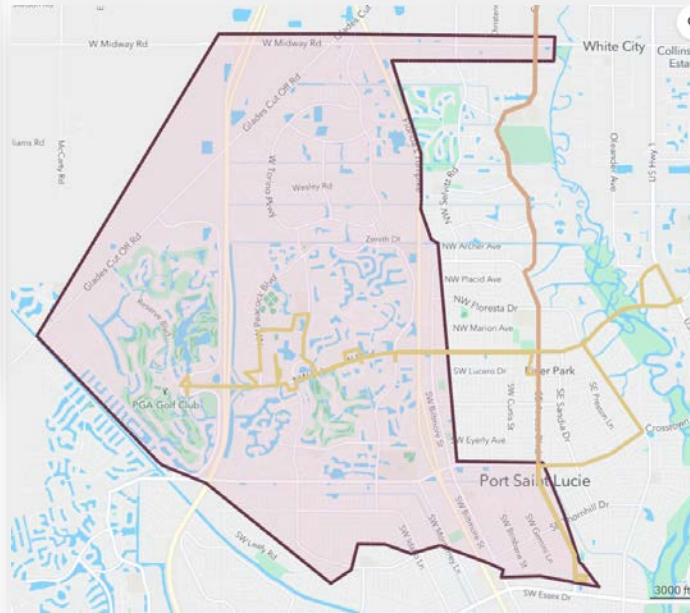
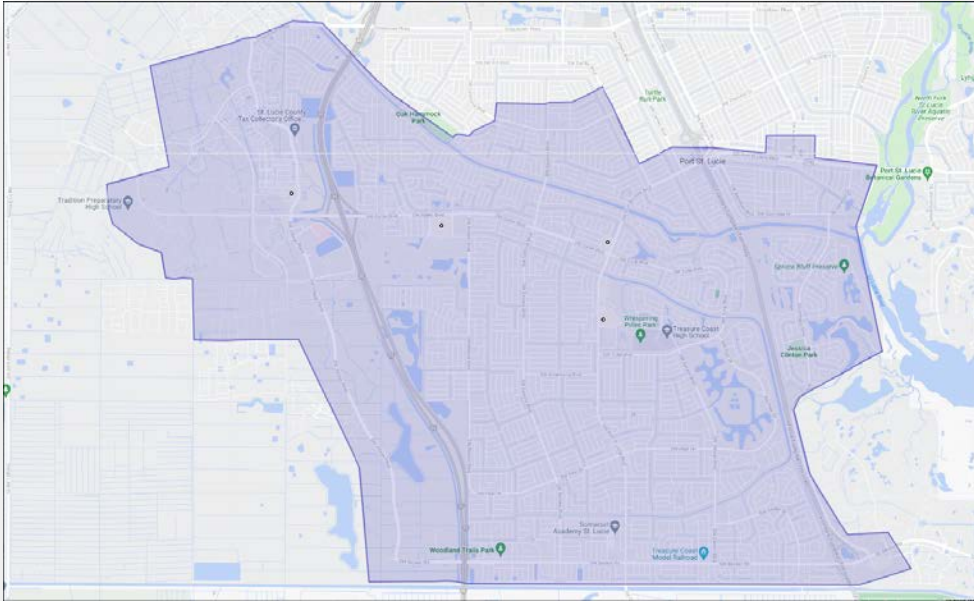
Fixed Route



Paratransit



Microtransit





Innovative Solutions:

- Direct Connect & Advantage Ride
- Over 250 St. Lucie County residents actively enrolled





Florida Department of Transportation Microtransit 3-year grant

- Operating - \$783,279 requiring a \$783,279 local match
- Can be used to fund the expansion of the current Freebee Service
 - Either by hours, days of the week, expanding the area, or one or a combination of two or three



Proposed Expansion



Current Service

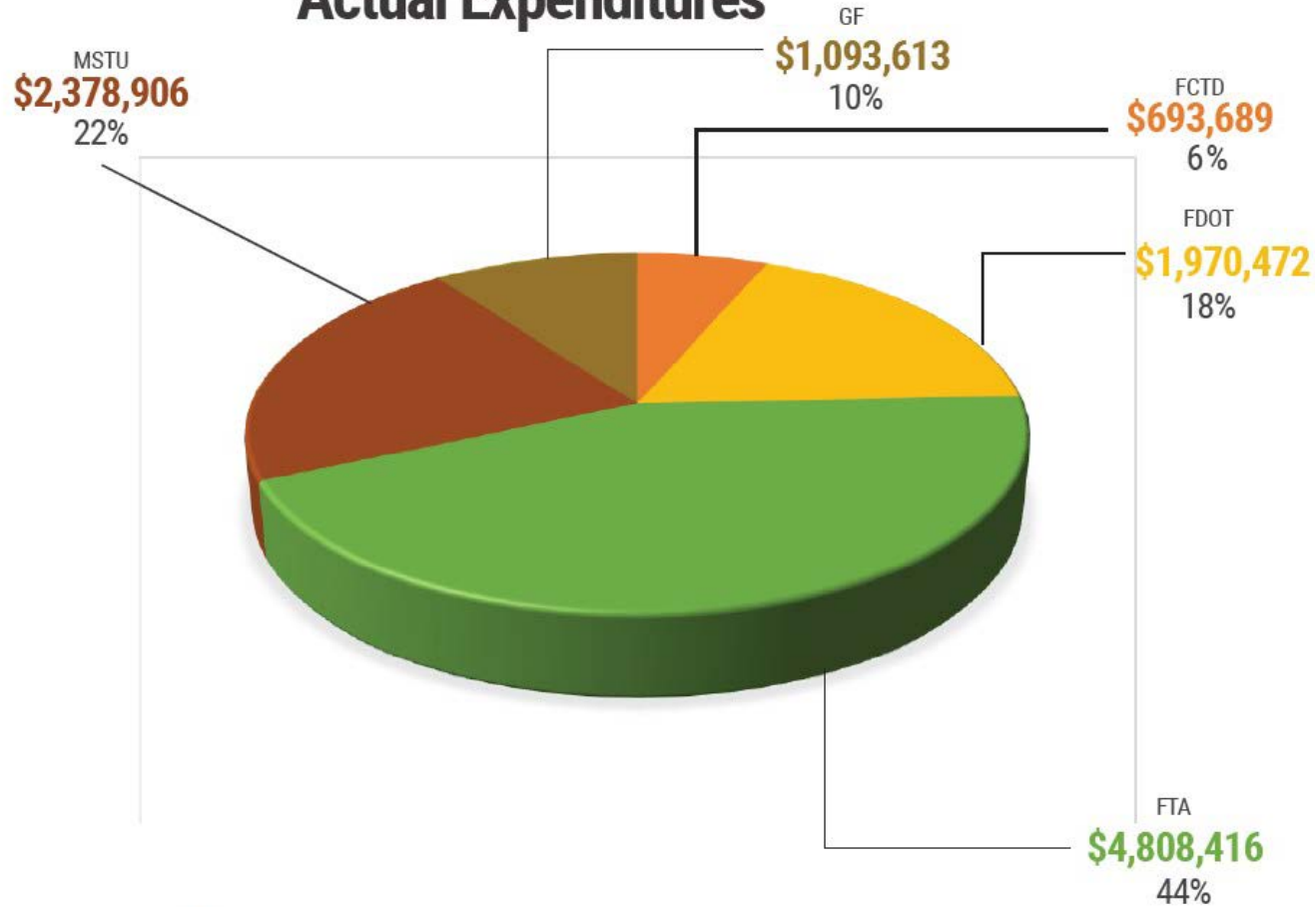
- 4 days a week, 44 hours a week
- Thursday 10-8, Friday and Saturday 10-10, and Sunday 10-8

Proposed Service

- 7 days a week, 70 hours a week
- Estimated Cost \$520k per year requiring a 50% local match of roughly \$260k a year



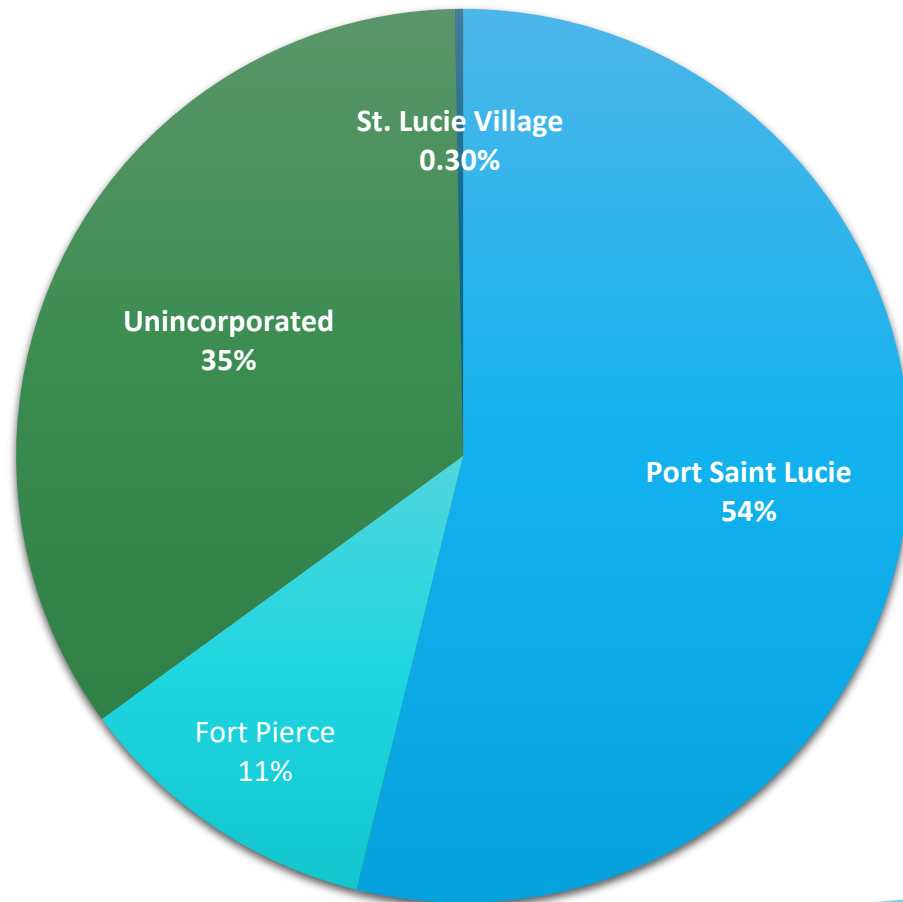
Actual Expenditures



The local investment yields a 215% return on investment in State and Federal grants!



Source of MSTU Funding



-  Port St. Lucie
-  Unincorporated SLC
-  Fort Pierce
-  St. Lucie Village

2022 Numbers



FY 22 MSTU	% of total	Total Taxes Collected
Port Saint Lucie	53.83%	\$1,687,351.00
Fort Pierce	11.14%	\$349,345.00
Unincorporated	34.72%	\$1,088,411.00
St. Lucie Village	0.30%	\$9,468.00
Total	99.99%	\$3,134,575.00

Fort Pierce Transit Services



- 5 of 8 Bus Routes serve the City
- 267,000 transit boardings in the City
- 38,000 door-to-door trips
- Fort Pierce Intermodal Facility
- Bus stop improvements and 10 new shelters which will be installed soon



- Work with the city to have the ten bus shelters installed that were recently delivered to the city compound. Focus on US1 for installation of the shelters
- **City & County staff are actively working on this together and communicated back to Mr. Mimms on 4/27**
- Although there is a mechanism to fund Freebee, ART to look at possible funding opportunities for the program through FDOT and other granting agencies
- **We met Mr. Mimms on 4/27 and then presented to you today**
- Update to the Board at an informal in April/May. Talk about the MSTU report and hopefully by then have something to report about two items above
- **We are here today**
- Outreach events to promote ART. 6th Annual Highwaymen 2/18/2023 with more to come. Possible neighborhood meetings, etc.
- **Attended Highwaymen and will continue to attend outreach events. Provided transportation from two parking lots for Juneteenth celebration. The next event scheduled is July 19 and it is Unity in our Community**
- Continue to look for other means of transportation
- **Why we are here today**

Challenges



- Providing transportation throughout the entire county, while finding the most efficient way to provide that service
- Supply chain issues and delays in vehicle repairs



*Questions & Feedback
Thank you!*

*Contact us:
772-462-1778
www.SLCART.org*

