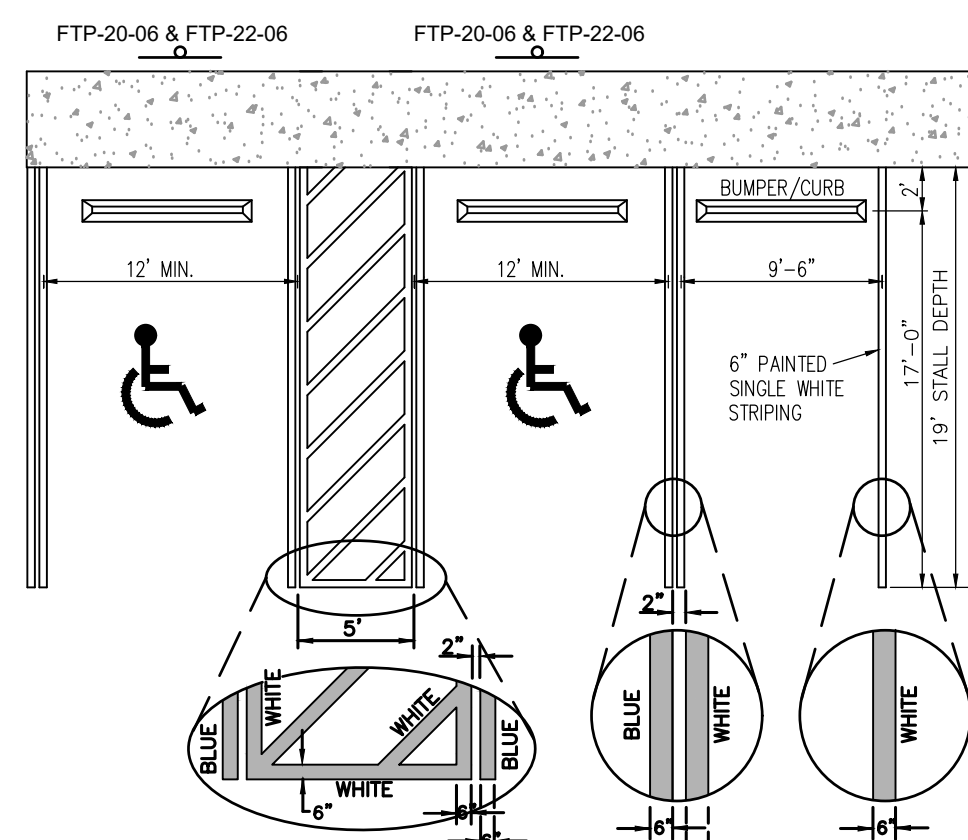


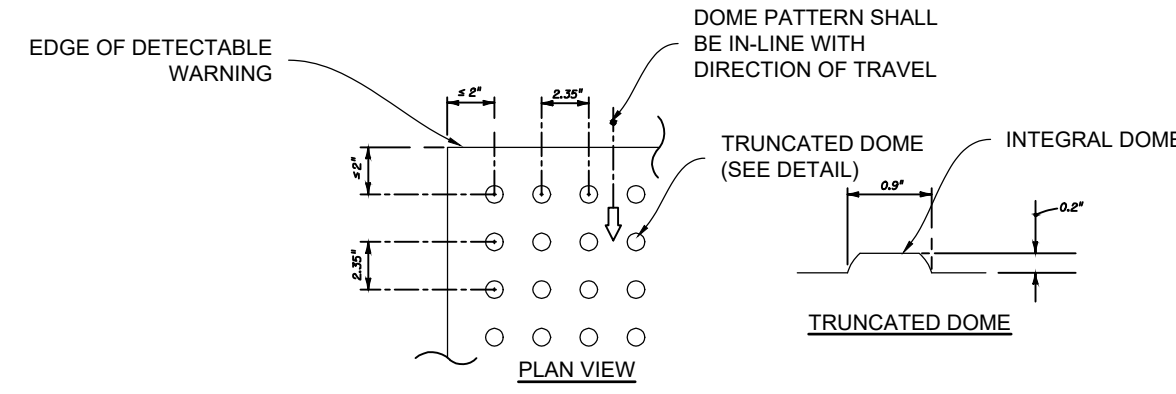
THIS DOCUMENT, TOGETHER WITH THE CONCEPTS AND DESIGNS PRESENTED HEREIN, IS AN INSTRUMENT OF SERVICE, IS INTENDED ONLY FOR THE SPECIFIC PURPOSE AND CLIENT FOR WHICH IT WAS PREPARED. REUSE OF AND IMPROPER RELIANCE ON THIS DOCUMENT WITHOUT WRITTEN AUTHORIZATION AND ADOPTION BY EDC, INC. SHALL BE WITHOUT LIABILITY TO EDC, INC.



GENERAL NOTES:
 A) ALL PARKING SPACES WITH EXCEPTION OF HANDICAPPED PARKING SPACES SHALL BE MARKED IN WHITE, RETRO-REFLECTIVE TRAFFIC PAINT AND BE IN ACCORDANCE WITH THE FLORIDA DEPARTMENT OF TRANSPORTATION (FDOT) STANDARD SPECIFICATIONS FOR ROAD AND BRIDGE CONSTRUCTION 2010 SECTION 710.
 B) ALL HANDICAPPED PARKING SPACES SHALL BE PROPERLY SIGNED AND STRIPED IN ACCORDANCE WITH THE FDOT STANDARD INDEX 711-001 FOR PAVEMENT MARKING DETAIL & FDOT INDEX No. 700-102 SIGN DETAILS PER THE LATEST FDOT DESIGN STANDARDS.
 C) ALL COMPACT SPACES SHALL BE MARKED "COMPACT" ON THE STALL OR TIRE STOP.

HANDICAPPED SPACE DETAIL 19' PARKING STALL DETAIL

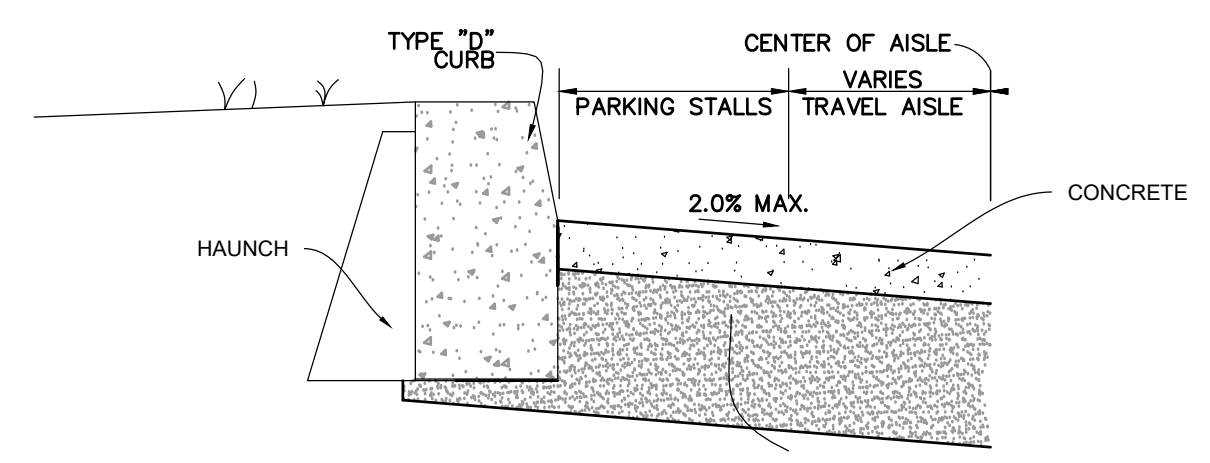
- NOTES:**
- FTP 20-06: TOP PORTION SHALL HAVE REFLECTIVE BLUE BACKGROUND WITH WHITE REFLECTIVE SYMBOL AND BORDER. BOTTOM PORTION SHALL HAVE A REFLECTIVE WHITE BACKGROUND WITH BLACK OPAQUE LEGEND AND BORDER.
 - FTP 21-06: TOP PORTION SHALL HAVE REFLECTIVE BLUE BACKGROUND WITH WHITE REFLECTIVE SYMBOL AND BORDER. BOTTOM PORTION SHALL HAVE A REFLECTIVE WHITE BACKGROUND WITH BLACK OPAQUE LEGEND AND BORDER.
 - FTP 20-06 IS FOR USE IN AREAS WHERE SPACE IS LIMITED.
 - FTP 22-06 IS SUPPLEMENTAL PANEL FOR THE FTP 20-06 & FTP 21-06 SIGNS.
 - HEIGHT SHALL BE 7 FEET MEASURED FROM THE GROUND OR SIDEWALK TO THE BOTTOM OF "PERMIT ONLY" SIGN OR 6 FEET TO THE BOTTOM OF "3250 FINE" SIGN.
 - REFER TO FDOT INDEX No. 711-001 FOR PAVEMENT MARKING DETAILS & FDOT INDEX No. 700-102 SIGN DETAILS PER THE LATEST FDOT DESIGN STANDARDS.



ALL SIDEWALK CURB RAMPS SHALL HAVE DETECTABLE WARNING SURFACES THAT EXTEND THE FULL WIDTH OF THE RAMP AND IN THE DIRECTION OF TRAVEL 24 INCHES (610 MM) FROM THE BACK OF CURB.

NOTES:
 REFER TO FDOT INDEX 304 FOR FURTHER DETAILS CAST IN PLACE.

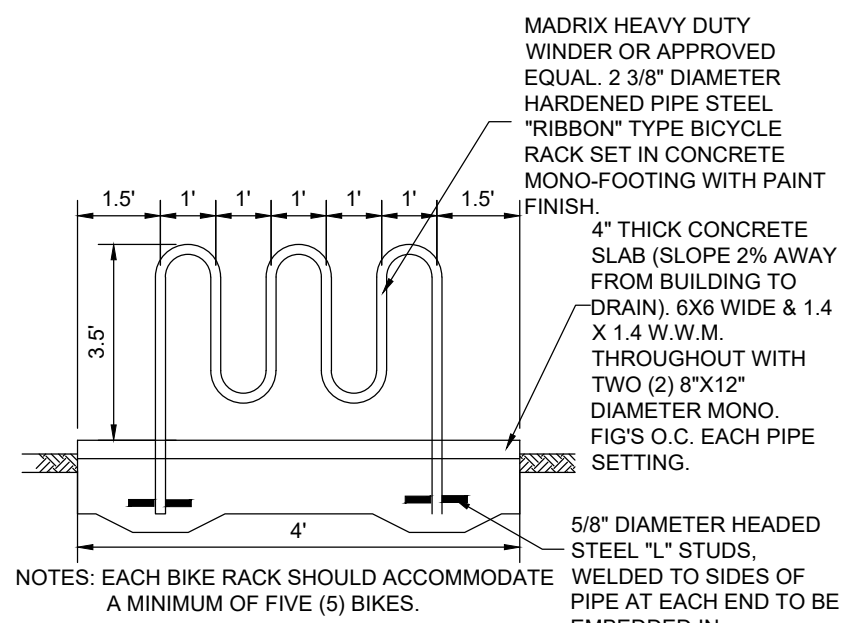
DETECTABLE WARNING



NOTES:

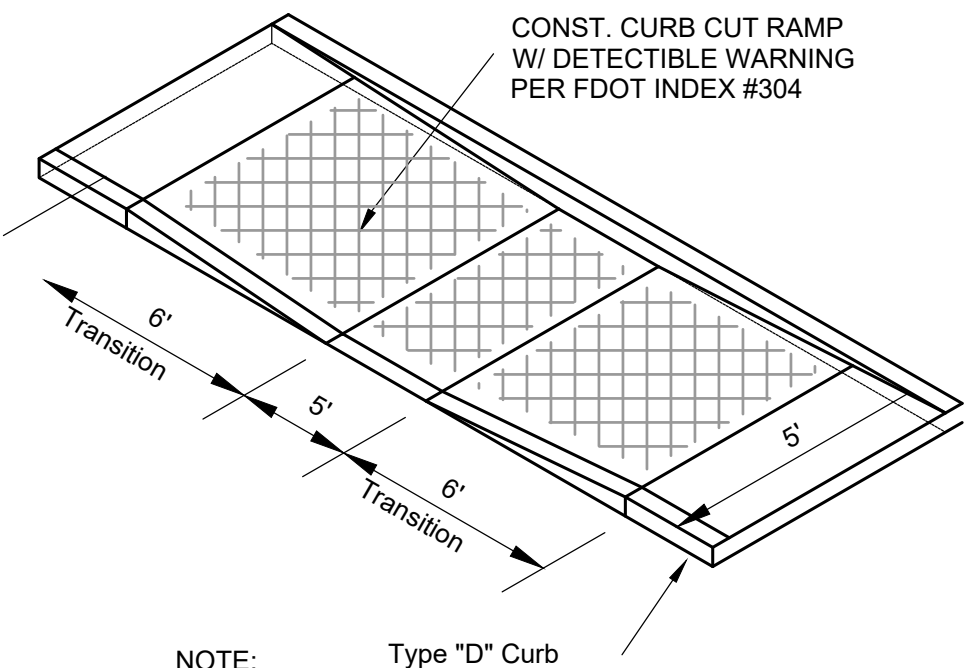
- TYPICAL PAVEMENT TO BE APPLIED TO ENTIRE PARKING LOT AND ENTRANCE DRIVEWAY.
- USE 3,000 P.S.I. CONCRETE AT 28 DAYS FOR CONSTRUCTION.
- SUBGRADE TO EXTEND BEYOND THE TYPE "D" CURB AS SHOWN ON DETAIL.
- TYPE "D" CURB TO BE CONSTRUCTED IN ACCORDANCE WITH FDOT.
- TYPE "D" CURB SHOWN OVERSIZED IN DETAIL FOR CLARITY.

PARKING LOT SECTION W/ TYPE "D" CURB



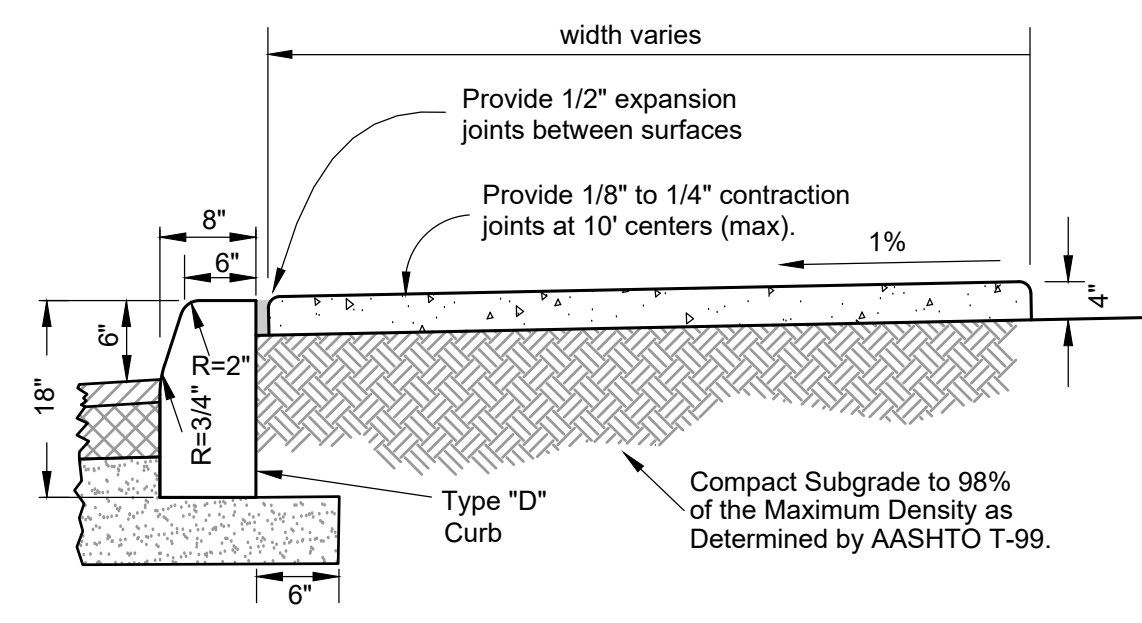
NOTES: EACH BIKE RACK SHOULD ACCOMMODATE A MINIMUM OF FIVE (5) BIKES.
 N.T.S.

TYPICAL BIKE RACK DETAIL



NOTE:
 1. SIDEWALK IS PARALLEL TO CURB.

HANDICAP CURB CUT RAMP

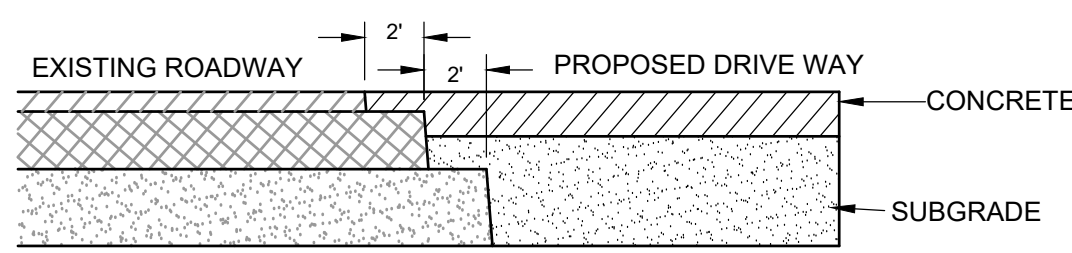


NOTES:

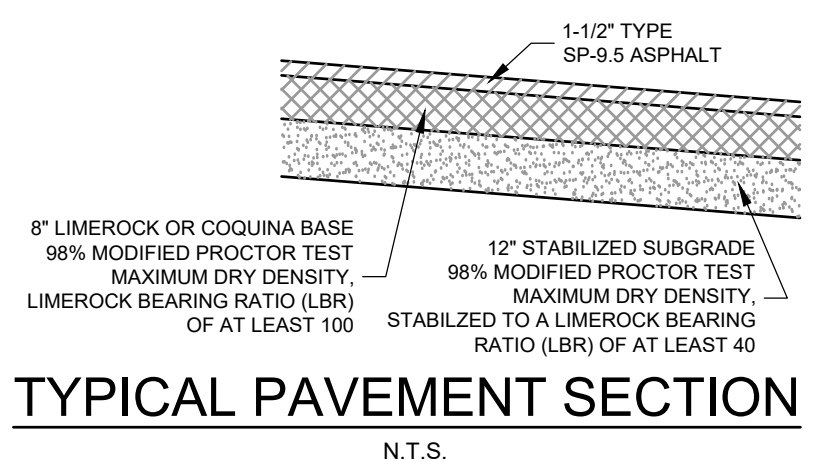
- USE 3,000 P.S.I. CONCRETE AT 28 DAYS FOR CONSTRUCTION.
- SUBGRADE TO EXTEND AN ADDITIONAL 6" BEYOND TYPE "D" CURB.

TYPE "D" CURB & SIDEWALK COMBINATION

NOT TO SCALE

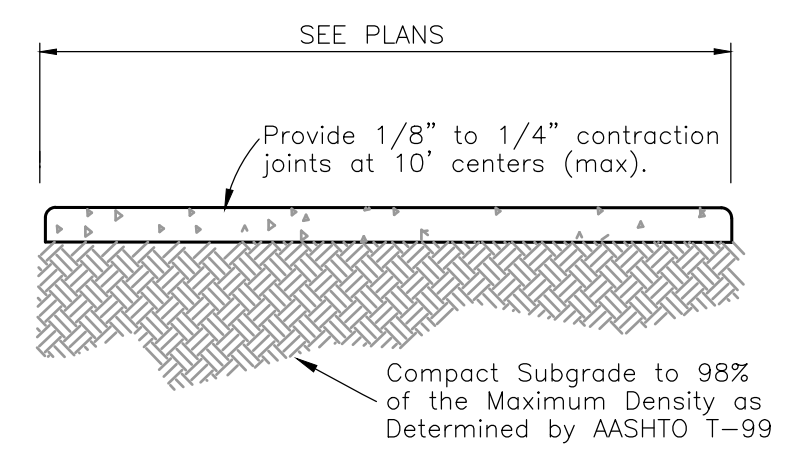


MATERIAL BENCHING DETAIL (FOR ATTACHING TO EXISTING ROADWAY)



TYPICAL PAVEMENT SECTION

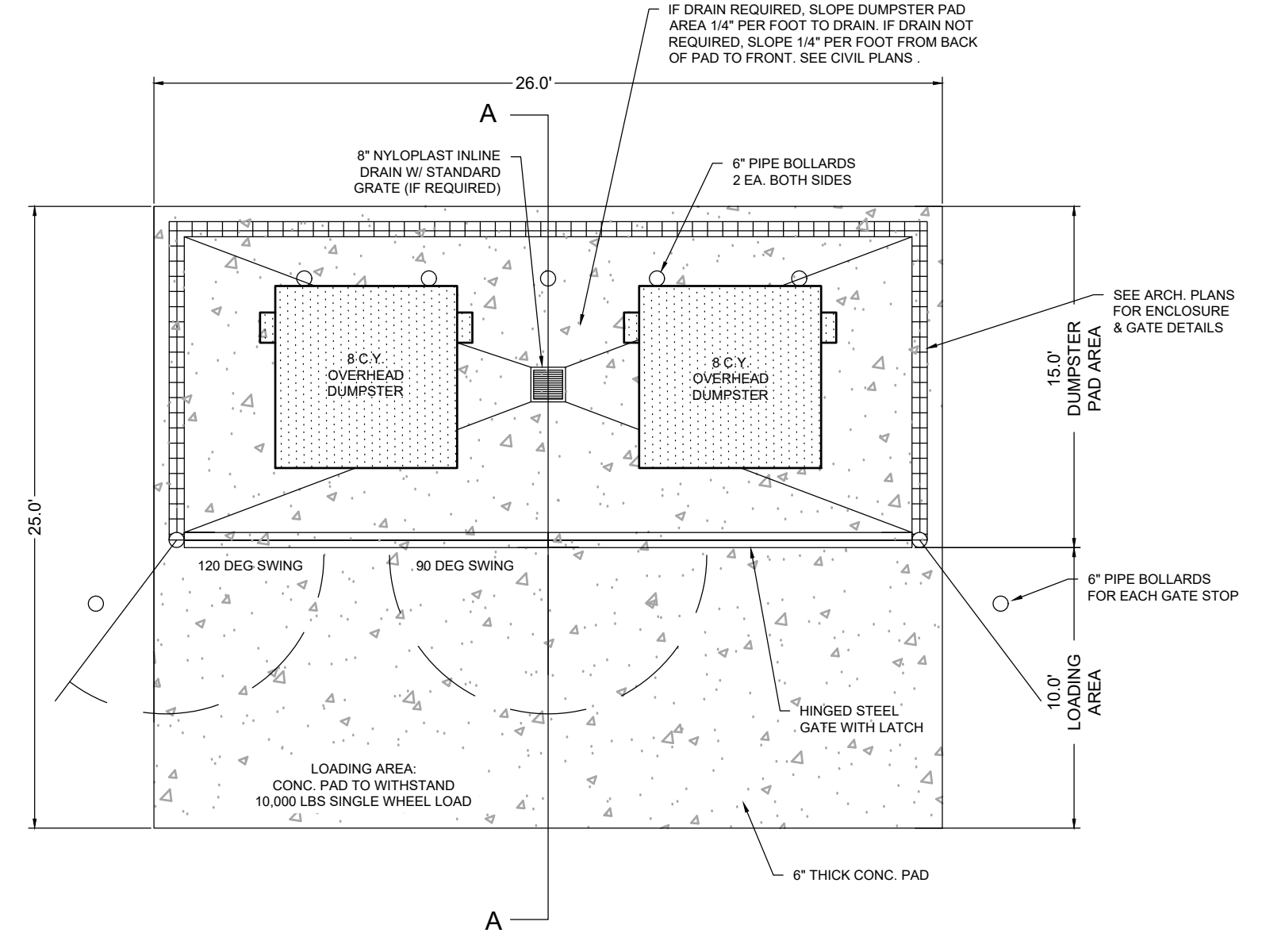
N.T.S.



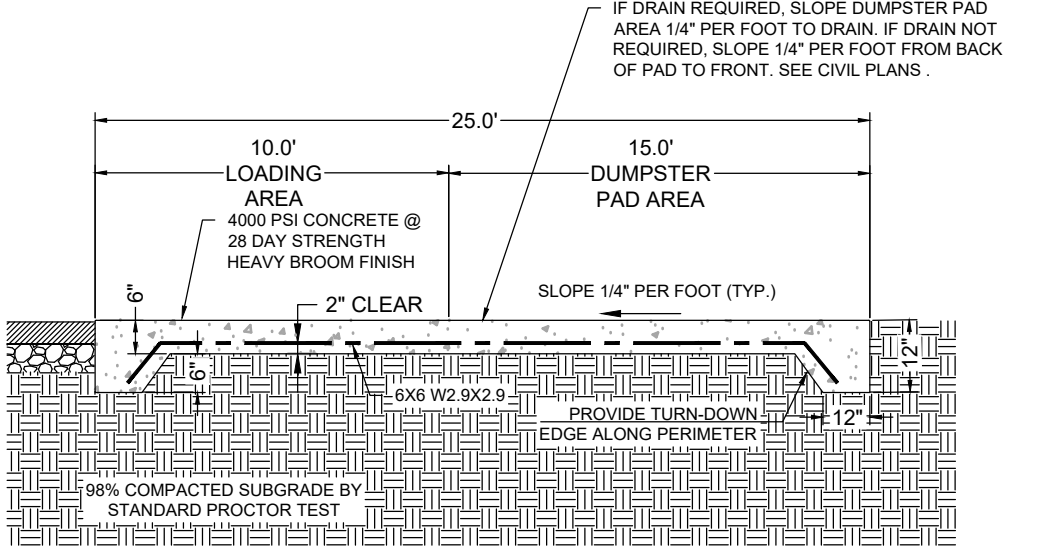
NOTES:

- USE 3,000 P.S.I. CONCRETE AT 28 DAYS FOR SIDEWALK CONSTRUCTION.
- SIDEWALK THICKNESS TO BE INCREASED TO 6" THICK AT DRIVEWAY LOCATIONS.
- ALL REPAIRS REQUIRED DURING CONSTRUCTION SHALL BE REMOVED AND REPLACED 10' MINIMUM TO NEXT FULL JOINT.
- ALL SIDEWALK WITHIN FDOT RIGHT-OF-WAY TO BE CONSTRUCTED PER STANDARD PLANS 522-001.

4" THICK SIDEWALK DETAIL
 NOT TO SCALE



PLAN VIEW



SECTION VIEW A - A

CONCRETE DUMPSTER PAD
 NOT TO SCALE

DESIGNED BY	AT
DRAWN BY	AT
CHECKED BY	AT
FILE NAME	
DETAILS	
LAYOUT	
AS SHOWN	
SCALE	
DATE	23SEP2022

REVISION COMMENTS	
DATE	

HILLPOINTE

SITE PLAN DETAIL

FLORIDA

FORT PIERCE

22-154

2 OF 2

Z:\EDC-2022\22-154 - Hillpointe LLC - Camping World Outparcel\ENGINEERING\AutoCAD\DWG\22-154 - Hillpointe_MF_Site_Plan_R5.dwg, DETAILS, 1/12/2023 5:28:57 PM, vcto, EDC, Inc., EDC, Inc.