



OFFICE COPY

CITY OF FORT PIERCE, FLORIDA
BUILDING DEPARTMENT
APPLICATION FOR BUILDING PERMIT
(772) 467-3718 FAX (772) 467-3849
fbpbuilding@cityoffortpierce.com

PERMIT # 23-3870
FBC (2020) 7th Edition
PIN # 580190

PROJECT MANAGER
SOO KELLER

PROJECT MANAGER
Building Department Project Manager

*Property Address 727 S 11th St, Fort Pierce, FL 34950 *Date 05-01-2023
Parcel ID# 2409-826-0005-000-2 *# of plans submitted *# of CD's submitted
*Owner Name KIB Construction Corp Owner Address 1232 SW Abacus Ave, PSL FL 34953
Phone # (772) 323-0445 Fax # () Cell # (772) 224-6371
Email Address kibconstcorp@gmail.com

*Required Information
Type of permit Building *Valuation \$ 150K
*Description of Work: New Construction of a Single Family
residence w/Driveway Tax 284,876
Architect: Paul Welch Email Address Pwelchinc@aol.com
Phone (772) 634-1412 Fax ()
Engineer: Phone () Fax () Email Address

*CONTRACTOR/APPLICANT INFORMATION:

City License # 22-32042 State License # CGC1528978
Company Name KIB Construction Corp Qualifier Aeromatic Baksh
Address 1232 SW Abacus Ave City/State PSL FL Zip 34953
Phone # (772) 224-6371 Fax # () Cell # ()
Email Address kibconstcorp@gmail.com

Occupancy Residential Construction Type CBS # of Units 1 # of Stories 1
Sq. Ft. Conditioned Space 1542 Total Sq. Ft. 1945

I understand that no building may be occupied until a Certificate of Occupancy/Certificate of Completion has been issued after final inspection by the Building Department and full compliance with the building code, city ordinances, state statutes and other applicable rules and regulations have been satisfied. I am also verifying that all sets of plans submitted are identical.

Application is hereby made to obtain a permit to do the work and installations as indicated. I certify that no work or installation has commenced prior to the issuance of a permit and that all work will be performed to meet the standards of all laws regulating construction in this jurisdiction. I understand that a separate permit must be secured for electrical work, plumbing, signs, wells, pools, furnaces, boilers, heaters, tanks, and air conditioners etc.

Owner's Affidavit: I certify that all the foregoing information is accurate and that all work will be done in compliance with all applicable laws regulating construction and zoning.

Tree Removed 23-1306 Voided (Lot Cleared)
KIB Construction OK
NDS Development
Zero Degree Coating Need to Register 2024
NOC



WARNING TO OWNER:
 YOUR FAILURE TO RECORD A NOTICE OF COMMENCEMENT MAY RESULT IN YOUR PAYING TWICE FOR IMPROVEMENTS TO YOUR PROPERTY. A NOTICE OF COMMENCEMENT MUST BE RECORDED AND POSTED ON THE JOB SITE BEFORE THE FIRST INSPECTION. IF YOU INTEND TO OBTAIN FINANCING, CONSULT WITH YOUR LENDER OR AN ATTORNEY BEFORE COMMENCING WORK OR RECORDING YOUR NOTICE OF COMMENCEMENT.

Must be signed by owner/Agent and applicant:

[Signature]
 (Signature of contractor)

State of Florida, County of St Lucie

Affirmed to and subscribed before me this 2 May, 2023, by Indy Baksh personally known to me or who has produced as identification.

Notary Signature: [Signature]

Notary (print name) Susan Keller

SUSAN KELLER
 Notary Public
 State of Florida
 Comm# HH161210
 Expires 8/25/2025

20____, by _____ personally known to me or who has produced as identification.

Notary Signature: _____

Notary (print name) _____

Construction documents must accompany this application. The Florida energy code submitted becomes an integral part of this plan and must pass final inspection. "Notice: In addition to the requirements of this permit, there may be additional restrictions applicable to this property that may be found in the public record of this county, and there may be additional permits required from other governmental entities such as waste management district, state agencies, or federal agencies. "SIGNATURE OF THE APPLICANT MUST BE NOTARIZED. If owner builder, applicant must sign in person. BUILDING PERMIT includes: Building, Electrical, Plumbing, Mechanical, and Sewer only. All other trades require separate applications.

Asbestos compliance: It is the owner's or operator's responsibility to comply with section 469.003, Florida Statutes, and to notify the Department of Environmental Protection of his or her intentions to remove asbestos, when applicable, in accordance with state and federal law.

FEE SIMPLE TITLEHOLDER, BONDING COMPANY AND MORTGAGE LENDER INFORMATION IS REQUIRED WHEN THE AGGREGATE VALUE (TOTAL COST OF ALL IMPROVEMENTS AND NOT JUST WORK AUTHORIZED BY THE INDIVIDUAL PERMIT) IS \$2500 OR MORE (EXCEPT HVAC REPAIR/REPLACEMENT < \$7500). PLEASE ADDRESS ALL ITEMS.

Fee Simple Titleholder's Same as Owner
 Name (if other than owner): _____
 Address: _____
 City: _____ State: _____ Zip: _____

Bonding Company Not Applicable
 Name: _____
 Address: _____
 City: _____ State: _____ Zip: _____

Mortgage Lender's Not Applicable
 Name: _____
 Address: _____
 City: _____ State: _____ Zip: _____

OFFICE USE ONLY
 Is the property located in a Special Flood Hazard Area (floodplain) per the current Flood Insurance Rate Map (FIRM)
 Yes No
 Flood Zone: _____ Reviewed by: _____ Determination: _____

Permit Fee \$ 1,424.00 Other 200 \$ 100.00 Plan Review Fee \$ 713.00
 State Surcharge \$ 22.51/33.56 Other 00 \$ 50.00 Routing Fee \$ 30.00
 Subcontractor \$ 100.00 Flood Review Fee \$ 0 Other Cr Cool \$ 37.15 + 868.13
 Total Amount Due at Issuance \$ 18,230.79

DPCR# 23-200006751

Active Code Violation Yes No
 Case # _____
 Case Type _____

Reviewed by _____ Date _____ Final Check _____ Date 19/19/2023



THE SUNRISE CITY

FORT PIERCE Florida

**PROJECT MANAGER
SOO KELLER**

DPCR Submittal Package may be emailed to:

dpcr@cityoffortpierce.com

DEVELOPMENT PERMIT COMPLIANCE REVIEW APPLICATION

(This is NOT an application for Building Permit)

Office Use Only: DPCR# 23-20050675		Project Name: KIB Construction Corp	
Property Address: 7275 11th St, Fort Pierce, FL 34950			
Owner Name: KIB Construction Corp		Parcel ID #: 2409-826-0005-000-2	
Email: kibconstrcorp@gmail.com		Phone Number: 772-224-6371 772-323-0445	
Applicant's Name: KIB Construction Corp			
Applicant's Mailing Address: 1232 SW Abnams Ave			
City: PSL	State: FL	Zip: 34953	
Email: kibconstrcorp@gmail.com		Phone Number: 772-224-6371	
Architect/Engineer: Paul Welch			
Email: Pwelchinc@aol.com		Phone Number: 772-634-1412	
Description of Work: New Construction		Ice 284, 876	
		Construction Value: 150K	
Total Square feet of building: 1945	Number of Stories: 1	Occupancy Group: 1	
THIS IS NOT AN APPLICATION FOR BUILDING PERMIT			
Signature of Applicant 		Date 05-01-2023	
Print Name Herematie Baksh			
For Office Use Only:			
Received by:	Date Received:	Total Fee Amount: Cash Credit Check	



**PROJECT MANAGER
SOO KELLER**

City of Fort Pierce, 100 North US Hwy 1, Fort Pierce FL 34950 • 772-467-3718

RECEIVED

**MAY 02 2023
3:30 PM**

**City of Fort Pierce
Building Department**

Flood No

Need Elec Sub



THE SUNRISE CITY
FORT PIERCE
PLANNING DEPARTMENT *Florida*

23 -3870

IMPACT FEE ESTIMATE

Use: Residential
Address: 727 S. 11th Street
Single-Family Fort Pierce Mainland
Construction of a New Single-Family Residence
Total Building Area: 1,945 Sq Ft.
Total Impervious Area: 2,563 Sq Ft.

	St. Lucie County	Fort Pierce
Parks	\$1,920.38	
Transportation		
Gov Bldgs		
Solid Waste		
Stormwater		
Roads	\$5,233.00	
Schools	\$6,786.00	
Library	\$305.97	
Pub Bldgs	\$410.63	
Fire/EMS	\$650.00	
Law Enf	\$276.75	
Totals	\$15,582.73	\$0.00
Grand Total		\$15,582.73



BUILDING DEPARTMENT
P.O. BOX 1480, FORT PIERCE, FLORIDA 34954
772-467-3718 FAX: 772-467-3849

Permit Conditions

DATE: 10/00/2023
PERMIT #: 23-3870
OWNER KIB CONSTRUCTION CORP
CONTRACTOR: KIB CONSTRUCTION CORP
PROJECT ADDRESS: 727 s 11TH ST

THE ABOVE REFERENCED PERMIT HAS BEEN ISSUED WITH THE FOLLOWING CONDITIONS:

The design professional submitting the drainage plan shall provide an as-built certification stating "I certify that the construction has been completed to the approved design and has been constructed so that the diversion of post development stormwater runoff and other surface waters shall not result in flooding or damage to adjacent properties, in accordance with Section 103-203(b) of the City of Fort Pierce Code of Ordinances" is required prior to building final.

The above conditions must be addressed prior to requesting an inspection for the item included or prior to final approval of the project. Any items not properly addressed will hold up final approval and issuance of the required certificate of occupancy/completion. Some items listed above may require revised plans, as-built plans and/or certification by a licensed architect or engineer. *When dealing with revised documents, please allow sufficient time for review and approval by appropriate departments or agencies.* **Approval must be granted prior to requesting any inspection.**

I have read the above statement and will abide by same:

Contractor or Owner/Builder's Signature

Date



THE SUNRISE CITY

FORT PIERCE

BUILDING DEPARTMENT
Florida

BUILDING DEPARTMENT

P.O. BOX 1480, FORT PIERCE, FLORIDA 34954
772-467-3725 skeller@cityoffortpierce.com

Permit Conditions

DATE: OCTOBER 10, 2023
PERMIT #: 23-3870
OWNER: KIB CONSTRUCTION CORP
CONTRACTOR: KIB CONSTRUCTION CORP 772-224-6371
PROJECT ADDRESS: 727 SOUTH 11TH STREET

THE ABOVE REFERENCED PERMIT HAS BEEN ISSUED WITH THE FOLLOWING CONDITIONS:

NOTE: BEFORE A SLAB INSPECTION CAN BE SCHEDULED, THE FORMBOARD SURVEY, PREVENTATIVE TERMITE CERTIFICATE AND SOIL COMPACTION TESTS SHALL BE APPROVED BY THE BUILDING DEPARTMENT.

FORT PIERCE UTILITIES: (772) 466-1600 EXT. 3473

1. WATER AND WASTEWATER SERVICE AVAILABLE TO THE SUBJECT PROPERTY. THE APPLICANT IS REQUIRED TO VISIT 206 SOUTH 6TH STREET (FPUA'S CUSTOMER SERVICE BUILDING) TO SET-UP A UTILITY ACCOUNT AND ADDRESS THE REQUIRED FEES. FEES WILL INCLUDE (BUT NOT LIMITED TO) THE INSTALLATION OF A RESIDENTIAL WATER SERVICE FROM THE EXISTING WATER MAIN TO THE SUBJECT SITE. THE WATER METER MUST BE ON PRIVATE PROPERTY AND MUST BE FREELY ACCESSIBLE FROM THE PUBLIC RIGHT OF WAY FOR MAINTENANCE AND BILLING PURPOSES.
2. WASTEWATER, THE APPLICANT IS REQUIRED TO CALL 811, FLORIDA'S OFFICIAL BEFORE YOU DIG HOTLINE, TO HAVE THE WASTEWATER SERVICE LOCATED IN THE FIELD TO ENSURE EFFECTIVE AND EFFICIENT CONNECTION.
3. THE PLUMBER IS RESPONSIBLE FOR CONTACTING JULIE CANTAVE @ (772) 466-1600 EXT. 5520 TO SCHEDULE A SEWER TAP INSPECTION. THE PLUMBER MUST BE PRESENT FOR THE INSPECTION WITH THE CONNECTION FULLY EXPOSED FOR INSPECTION PURPOSES. FERNCOS ARE NOT ALLOWED TO BE USED FOR CONNECTION OF PRIVATE LATERALS TO FPUA'S POINT OF SERVICE. ENSURE THAT FPUA DETAIL S-4A IS STRICTLY ADHERED TO WHEN RESTORING THE EXCAVATION AFTER THE INSPECTION IS COMPLETE.
4. ELECTRIC & GAS ENGINEERING: ELECTRIC & GAS SERVICES AVAILABLE. PLEASE CONTACT KEVIN SANDLIN FOR ELECTRIC CUSTOMER REQUIREMENTS AND PROJECT COORDINATION. PLEASE CONTACT BILLY DUPRE FOR GAS RELATED INQUIRIES (772) 216-3498 / (772) 466-1600 EXT. 4705

BUILDING DEPARTMENT: (772) 467-3725

CONDITION: THE DESIGN PROFESSIONAL SUBMITTING THE DRAINAGE PLAN SHALL PROVIDE AN AS-BUILT CERTIFICATION STATING "I CERTIFY THAT THE CONSTRUCTION HAS BEEN COMPLETED TO THE APPROVED DESIGN AND HAS BEEN CONSTRUCTED SO THAT THE DIVERSION OF POST DEVELOPMENT STORMWATER RUNOFF AND OTHER SURFACE WATERS SHALL NOT RESULT IN FLOODING OR DAMAGE TO ADJACENT PROPERTIES, IN ACCORDANCE WITH SECTION 103-203 (b) OF THE CITY OF FORT PIERCE CODE OF ORDINANCES" REQUIRED PRIOR TO BUILDING FINAL.

1. SEPARATE PERMITS SHALL BE REQUIRED FOR FENCES, GAS, SOLAR HEATING, SWIMMING POOLS, GENERATORS, SHEDS, CONCRETE PADS AND FIRE PITS. PLEASE CHECK WITH CITY OF FT. PIERCE BUILDING DEPARTMENT TO DETERMINE IF A PERMIT IS NEEDED.



2. THE CITY OF FT. PIERCE BUILDING DEPARTMENT SHALL REQUIRE THE FOLLOWING INSPECTIONS:
1. WINDOW / DOOR BUCK INSPECTION
 2. WINDOW / DOOR INSPECTION
 3. DRYWALL SCREW INSPECTION
 4. GARAGE DOOR FINAL
3. FORT PIERCE UTILITIES AUTHORITY SHALL INSPECT SEWER CONNECTION AS WELL AS BUILDING DEPARTMENT INSPECTION. (772) 466-1600.
4. LANDSCAPE SHALL MEET CITY CODE REQUIREMENTS SEC. 123-36. A MINIMUM OF FOUR (4) TREES MUST EXIST OR BE PLANTED ON EACH DEVELOPED LOT WHERE EITHER A SINGLE-FAMILY RESIDENCE OR TWO-FAMILY RESIDENCE IS THE PRINCIPAL STRUCTURE. EXISTING TREES MUST BE A SPECIES THAT ARE ACCEPTABLE TO THE DEPARTMENT, LOCATED AWAY FROM UTILITY CONFLICTS AND IN GOOD HEALTH. TREES TO BE PLANTED MUST BE OF A VARIETY COMPATIBLE WITH THE EXISTING SOIL AND DRAINAGE CONDITIONS AND MUST BE PROVIDED WITH ADEQUATE WATER AND FERTILIZER TO ENCOURAGE LONG TERM GROWTH. TREES SHOULD BE PLANTED IN LOCATIONS SO AS NOT TO PRESENT A POTENTIALLY DANGEROUS CONDITION OR INTERFERE WITH EXISTING STRUCTURES OR UTILITIES AT MATURITY.
5. A BLOWER DOOR (AIR FILTRATION) AND DUCT BLASTER (DUCT AND SYSTEM SEALING) TESTING SHALL BE PERFORMED BY AN APPROVED 3RD PARTY. TEST RESULTS AND COMPLIANCE CERTIFICATION MUST BE SUBMITTED TO THE BUILDING DEPARTMENT AND APPROVED BY THE BUILDING DEPARTMENT PRIOR TO THE ISSUANCE OF THE CERTIFICATE OF OCCUPANCY.

The above conditions must be addressed prior to requesting an inspection for the item included or prior to final approval of the project. Any items not properly addressed will hold up final approval and issuance of the required Certificate of Occupancy/Completion. Some items listed above may require revised plans, as-built plans and/or certification by a licensed Architect or Engineer. When dealing with revised documents, please allow sufficient time for review and approval by appropriate departments or agencies. **Approval must be granted prior to requesting any inspection.**

I have read the above statement and will abide by same:

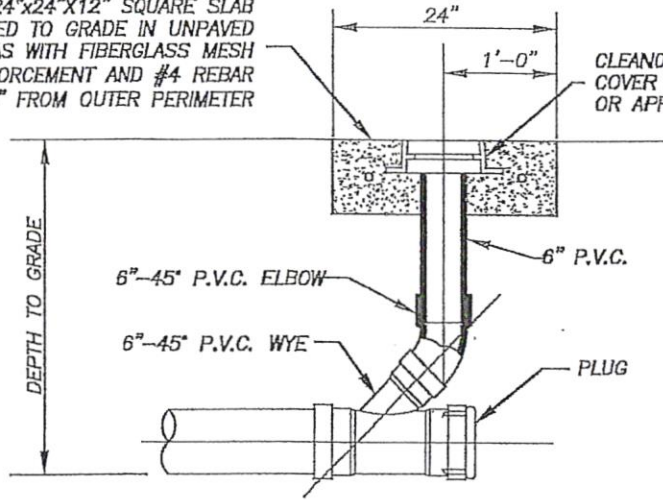


Contractor or Owner/Builder's Signature

10-16-2023

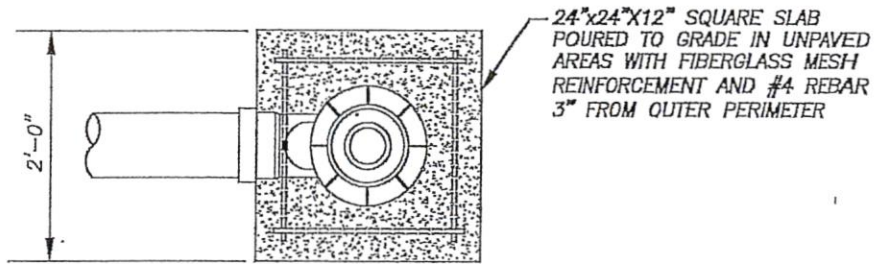
Date

24"x24"x12" SQUARE SLAB
POURED TO GRADE IN UNPAVED
AREAS WITH FIBERGLASS MESH
REINFORCEMENT AND #4 REBAR
3" FROM OUTER PERIMETER



CLEANOUT FRAME &
COVER U.S. FOUNDRY 7621
OR APPROVED EQUAL.

SECTION



24"x24"x12" SQUARE SLAB
POURED TO GRADE IN UNPAVED
AREAS WITH FIBERGLASS MESH
REINFORCEMENT AND #4 REBAR
3" FROM OUTER PERIMETER

PLAN

RESIDENTIAL CLEANOUT DETAIL
(N.T.S.)



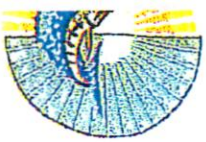
TERMINAL CLEANOUT DETAIL
RESIDENTIAL

S-4A

10-06	REVISION:	RBE	BY:	APPD:
DATE:				
DESIGNED:	COMPUTER FILE #			
JLC	SEWER DETAIL 200802.DWG			
DRAWN BY:	SCALE:			
SLL	N.T.S.			
APPROVED:	DATE:			SHEET
JLC	2010			1 OF 3

WATER/WASTEWATER ENGINEERING

FT. PIERCE UTILITIES AUTHORITY



Routing Form for
New Single Family
And Townhouse

BP # 23-3870

DPCR # 23-20000675



PM
PROJECT MANAGER
SOO KELLER

Address: 727 South 1st Street

Application submitted on (Column D).....

Review for Completeness by **10 calendar Days**

Complete Full Review by (Column E) **30 Business Days**.....

Revisions Submitted on (Column M or M) 10/03/2023

Revisions must be approved by (Column N or P) **10 business days or same # of days that we extended the re-submittal date** 10/13/2023

Building: Y

Reviewed By: AS

REVISIONS
10/03/2023

AP - cond

Electrical: _____

Reviewed By: _____

Flood: No

Reviewed By: _____

Mechanical: _____

Reviewed By: _____

Plumbing: _____

Reviewed By: _____



THE SUNRISE CITY
FORT PIERCE
 PLANNING DEPARTMENT *Florida*

IMPACT FEE ESTIMATE

Use: Residential
 Address: 727 S. 11th Street
 Single-Family Fort Pierce Mainland
 Construction of a New Single-Family Residence
 Total Building Area: 1,945 Sq Ft.
 Total Impervious Area: 2,563 Sq Ft.

	St. Lucie County	Fort Pierce
Parks	\$1,920.38	
Transportation		
Gov Bldgs		
Solid Waste		
Stormwater		
Roads	\$5,233.00	
Schools	\$6,786.00	
Library	\$305.97	
Pub Bldgs	\$410.63	
Fire/EMS	\$650.00	
Law Enf	\$276.75	
Totals	\$15,582.73	\$0.00
Grand Total		\$15,582.73



City of Fort Pierce Building Department
 100 N. US Hwy. 1 - Fort Pierce, FL
 PHONE (772) 467-3718
 FAX (772) 467-3849

BUILDING PERMIT

Sub-Contractor Agreement (S25-Residential S50-Commercial) or Change of Sub-Contractor Agreement (S25 per sub-contractor)

City of Fort Pierce License No: _____ Permit Number: 23-3870

FireLine Services Has agreed to be the Electrical sub-contractor for
(Name company acting as sub-contractor) (Type of Construction Trade)

KIB Construction Corp for the property located at 727 S 11th St Fort Pierce FL
(Name of the Primary Contractor) (Address of job site) 30732

Owner of Property: KIB Construction Corp Job Cost: \$ _____

It is understood that if there is any change of status regarding my participation with the above mentioned project, I will immediately advise the City of Fort Pierce Building Department, and have my permit voided.

(Company acting as sub-contractor)

I acknowledge that I must carry Longshore Insurance if working on or adjoining navigable waters and that I meet all requirements of the Longshore & Harbor Workers' Compensation Act.

Qualifiers Signature: Rahim Baksh Print Name: RAHIM BAKSH

State of Florida, County of Orange The foregoing instrument was acknowledged before me
 This 5 day of MAY, 2023 by Rahim Baksh who is
 Personally known to me or who has produced License as identification.

Notary Signature: [Signature] [Seal]:

Business Name: Firewire Services

Address: 7571 Aldobe Circle Ocala FL 34761

Phone: 408 470-0693 Fax: ()

To be Signed only when change in sub-contractor (along with all other above areas)

Building Contractor Signature: _____ Print Name: _____

Company Name (to be removed) _____

Sub-Contractor (to be removed) Signature: _____ Print Name: _____

Building Official Signature (if applicable): _____



City of Fort Pierce Building Department

100 N. US Hwy. 1 – Fort Pierce, FL

PHONE (772) 467-3718

FAX (772) 467-3849

BUILDING PERMIT

Sub-Contractor Agreement (S25-Residential S50-Commercial) or Change of Sub-Contractor Agreement (\$25 per sub-contractor)

City of Fort Pierce License No: 24-00036027 Permit Number: 23-3870

KIB Construction Corp Has agreed to be the Plumber sub-contractor for
(Name company acting as sub-contractor) (Type of Construction Trade)

KIB Construction Corp for the property located at 727 S 11th St Fort Pierce FL
(Name of the Primary Contractor) (Address of job site) 34953

Owner of Property: KIB Construction Corp Job Cost: \$ _____

It is understood that if there is any change of status regarding my participation with the above mentioned project, I will immediately advise the City of Fort Pierce Building Department, and have my permit voided.

(Company acting as sub-contractor)

I acknowledge that I must carry Longshore Insurance if working on or adjoining navigable waters and that I meet all requirements of the Longshore & Harbor Workers' Compensation Act.

Qualifiers
Signature: [Signature] Print Name: Herematie Baksh

State of Florida, County of St Lucie The foregoing instrument was acknowledged before me
This 23 day of October, 2023 by Ithay Baksh who is
Personally known to me or who has produced _____ as identification.

Notary
Signature: [Signature] [Seal]:



SUSAN KELLER
Notary Public
State of Florida
Comm# HH161210
Expires 8/25/2025

Business Name: KIB Construction

Address: _____

Phone: (772-224-6371) Fax: () _____

To be Signed only when change in sub-contractor (along with all other above areas)

Building Contractor Signature: _____ Print Name: _____

Company Name (to be removed) _____

Sub-Contractor (to be removed) Signature: _____ Print Name: _____

Building Official Signature (if applicable): _____



City of Fort Pierce Building Department
 100 N. US Hwy. 1 - Fort Pierce, FL
 PHONE (772) 467-3718
 FAX (772) 467-3849

BUILDING PERMIT

Sub-Contractor Agreement (S25-Residential S50-Commercial) or Change of Sub-Contractor Agreement (\$25 per sub-contractor)

City of Fort Pierce License No. _____ Permit Number: **23-3870**
Zero Degrees Cooling And Heating has agreed to be the **Mech** sub-contractor for
(Name of company acting as sub-contractor) (Type of Construction Trade)

KIB Construction Corp for the property located at **727 S. 11th St, Fort Pierce FL**
(Name of the Primary Contractor) (Address of job site)

Owner of Property: **KIB Construction Corp** Job Cost: \$ _____

It is understood that if there is any change of status regarding my participation with the above mentioned project, I will immediately advise the City of Fort Pierce Building Department, and have my permit voided.

(Company acting as sub-contractor)

I acknowledge that I must carry Longshore Insurance if working on or adjoining navigable waters and that I meet all requirements of the Longshore & Harbor Workers' Compensation Act.

Qualifiers **[Signature]** Print Name: **Condane Polke**
 Signature _____

State of Florida, County of **St. Lucie** The foregoing instrument was acknowledged before me
 This **23** day of **May** 20**23** **Condane Polke**
 Personally known to me or who has produced _____

Notary **[Signature]** (Seal)
 Signature _____

Business Name: **Zero Degrees Cooling and Heating**
 Address: **520 SE S. Niemeyer Cir. Ste 106, Port St. Lucie FL**
 Phone: **888-714-4125** Fax: **349-852**

To be Signed only when change in sub-contractor (along with all other above areas)

Building Contractor Signature: _____ Print Name: _____

Company Name (to be removed) _____

Sub-Contractor (to be removed) Signature: _____ Print Name: _____

Building Official Signature (if applicable): _____



City of Fort Pierce Building Department
 100 N. US Hwy. 1 - Fort Pierce, FL
 PHONE (772) 467-3718
 FAX (772) 467-3849

BUILDING PERMIT

Sub-Contractor Agreement (S25-Residential S50-Commercial) or Change of Sub-Contractor Agreement (S25 per sub-contractor)

City of Fort Pierce License No CCC1327208 Permit Number: 23-3870

Sunrise City CHDO Inc. agreed to be the Roofing sub-contractor for

KIB Construction Corp. for the property located at 727 S. 11th St. Fort Pierce FL

Owner of Property: KIB Construction Corp. Job Cost: _____

It is understood that if there is any change of status regarding my participation with the above mentioned project, I will immediately advise the City of Fort Pierce Building Department, and have my permit voided.


(Company acting as sub-contractor)

I acknowledge that I must carry Longshore Insurance if working on or adjoining navigable waters and that I meet all requirements of the Longshore & Harbor Workers' Compensation Act.

Qualifiers Signature: Roderick Walker Print Name: Roderick Walker

State of Florida County of St. Lucie The foregoing instrument was acknowledged before me this 15th day of May 2023 by Roderick Walker personally known to me or who has produced _____

Notary Signature: _____ (Seal)



Business Name: Sunrise City CHDO Inc.
 Address: 130 S. Indian River Dr. Ste 202, Fort Pierce, FL
 Phone: 321-978-1482 Fax: () 34750

To be Signed only when change in sub-contractor (along with all other above areas)

Building Contractor Signature _____ Print Name: _____

Company Name (to be removed) _____

Sub-Contractor (to be removed) Signature _____ Print Name: _____

Building Official Signature (if applicable) _____



REVISION/RESUBMITTAL FORM

DPCR #: 23-20000675 or

Permit #: 23-3870

Date of Revision: 10/03/2023

Project Manager:  **PROJECT MANAGER**
SOO KELLER

Number of Plans: 2 S/S 

Change in Valuation: ~~0~~

Revisions on plans must be clouded!

Commercial: (3 Sets of Signed & Sealed Plans w/CD)

Residential: (2 Sets Signed & Sealed Plans)

Project Name: KIB Construction

Project Address: 727 So 11th Street

Contractor's Name: KIB Construction

Contact Person to Call/Email: Indy Bekah

Phone #: 772 224-6371

Email: kibconstcorp@gmail.com

Detailed Description of Revision/Resubmittal:

Added Note to Drainage Flow Plan:

This Plan Complies with Section 103-203
of the City of Fort Pierce Code of
Ordinances.

FEES:

1. For DPCR projects, a \$15.00 routing fee will be charged for each department requiring review.
2. For building permit projects, the following fees apply:

1 st REVISION:	JOB VALUE UNDER \$5,000	\$ 25.00 PER PAGE
	JOB VALUE OVER \$5,000	\$ 50.00 PER PAGE
2 ND REVISION:	JOB VALUE UNDER \$5,000	\$ 50.00 PER PAGE
	JOB VALUE OVER \$5,000	\$ 100.00 PER PAGE
3 RD OR MORE REVISION:	JOB VALUE UNDER \$5,000	\$ 100.00 PER PAGE
	JOB VALUE OVER \$5,000	\$ 200.00 PER PAGE


3rd REVISION OR MORE*: **4 TIMES THE PLAN REVIEW FEE ASSESSED**
***IF ADDRESSING THE SAME DEFICIENCY/VIOLATION**

Handwritten text at the top of the page, including a date and possibly a recipient's name.

Main body of handwritten text, appearing to be a letter or a list of items.

Lower section of handwritten text, possibly a signature or a closing.

Vertical handwritten text on the right margin, possibly a page number or a reference.



BUILDING DEPARTMENT
 P.O. BOX 1480, FORT PIERCE, FLORIDA 34954
 772-467-3718 FAX: 772-467-3849

PLAN REVIEW COMMENTS

DATE: 10/02/2023
 PERMIT #: 23-3870
 OWNER: KIB CONSTRUCTION
 CONTRACTOR: KIB CONSTRUCTION CORP
 PROJECT ADDRESS: 727 S 11TH ST

Revisions: A Narrative and /or Cover Letter from the Architect/Engineer addressing each revision shall accompany all revisions submitted for plan review. The Narrative and/or Cover letter must:

- Answer each plan review comment.
- Indicate the sheet that the revision is on.
- The revised sheets that are re-submitted for plan review must have the revisions clouded




Please provide Engineered Drainage Plan that conforms with fort pierce ordinance 103-203. regulation of stormwater run-off; required slope. ... (b) All construction shall be so designed and constructed so that the diversion of post development stormwater runoff and other surface waters shall not result in flooding or damage to adjacent properties.

The design professional submitting the drainage plan shall provide an as-built certification stating "I certify that the construction has been completed to the approved design and has been constructed so that the diversion of post development stormwater runoff and other surface waters shall not result in flooding or damage to adjacent properties, in accordance with Section 103-203(b) of the City of Fort Pierce Code of Ordinances" is required prior to building final.

NOTE ADDED TO PLAN - AS BUILT INSPECTION IS TBD

REVISION FEES ARE REQUIRED AT THE TIME OF SUBMISSION AS FOLLOWS:

1 ST REVISION	JOB VALUE UNDER \$5,000	\$ 25.00 PER PAGE
	JOB VALUE OVER \$5,000	\$ 50.00 PER PAGE
2 ND REVISION	JOB VALUE UNDER \$5,000	\$ 50.00 PER PAGE
	JOB VALUE OVER \$5,000	\$100.00 PER PAGE
3 RD REVISION	JOB VALUE UNDER \$5,000	\$100.00 PER PAGE
	JOB VALUE OVER \$5,000	\$200.00 PER PAGE
3 rd REVISION OR MORE (IF ADDRESSING SAME DEFICIENCY/VIOLATION)		4 TIMES PLAN REVIEW FEE ASSESSED



2023 OCT 03



RECEIVED

OCT 03 2023

City of Fort Pierce
Building Department



BUILDING DEPARTMENT
 P.O. BOX 1480, FORT PIERCE, FLORIDA 34954
 772-467-3718 FAX: 772-467-3849

PLAN REVIEW COMMENTS

DATE: 10/02/2023
 PERMIT #: 23-3870
 OWNER: KIB CONSTRUCTION
 CONTRACTOR: KIB CONSTRUCTION CORP
 PROJECT ADDRESS: 727 S 11TH ST

Revisions: A Narrative and /or Cover Letter from the Architect/Engineer addressing each revision shall accompany all revisions submitted for plan review. The Narrative and/or Cover letter must:

- Answer each plan review comment.
- Indicate the sheet that the revision is on.
- The revised sheets that are re-submitted for plan review must have the revisions clouded



Please provide **Engineered Drainage Plan** that conforms with fort pierce ordinance 103-203. **regulation of stormwater run-off; required slope.** ... (b) All construction shall be so designed and constructed so that the diversion of post development stormwater runoff and other surface waters shall not result in flooding or damage to adjacent properties.

The design professional submitting the drainage plan shall provide an as-built certification stating "I certify that the construction has been completed to the approved design and has been constructed so that the diversion of post development stormwater runoff and other surface waters shall not result in flooding or damage to adjacent properties, in accordance with Section 103-203(b) of the City of Fort Pierce Code of Ordinances" is required prior to building final.


REVISION FEES ARE REQUIRED AT THE TIME OF SUBMISSION AS FOLLOWS:

1ST REVISION	JOB VALUE UNDER \$5,000	\$ 25.00 PER PAGE
	JOB VALUE OVER \$5,000	\$ 50.00 PER PAGE
2ND REVISION	JOB VALUE UNDER \$5,000	\$ 50.00 PER PAGE
	JOB VALUE OVER \$5,000	\$100.00 PER PAGE
3RD REVISION	JOB VALUE UNDER \$5,000	\$100.00 PER PAGE
	JOB VALUE OVER \$5,000	\$200.00 PER PAGE
3rd REVISION OR MORE		4 TIMES PLAN REVIEW FEE ASSESSED
(IF ADDRESSING SAME DEFICIENCY/VIOLATION)		



Routing Form for
New Single Family
And Townhouse

BP # 23.3870

PM  PROJECT MANAGER
SOO KELLER

DPD# 23-20000675

Address: 727 South 11th Street

Application submitted on (Column D)..... 09/29/2023
Review for Completeness by **10 calendar Days** 10/09/2023
Complete Full Review by (Column E) **30 Business Days**..... 11/01/2023
Revisions Submitted on (Column M or M) _____
Revisions must be approved by (Column N or P) **10 business days or same # of days**
that we extended the re-submittal date _____

Building: Y

Reviewed By: AJ
Rej - ~~DR~~ Drain Plan

Electrical: _____

Reviewed By: _____

Flood: No

Reviewed By: _____

Mechanical: _____

Reviewed By: _____

Plumbing: _____

Reviewed By: _____



REVISION/RESUBMITTAL FORM

DPCR #: 23-20000675 or Permit #: _____

Date of Revision: 08/09/2023 Project Manager:  **PROJECT MANAGER**
SOO KELLER

Number of Plans: _____ Change in Valuation: 0

Revisions on plans must be clouded!

Commercial: (3 Sets of Signed & Sealed Plans w/CD)

Residential: (2 Sets Signed & Sealed Plans)

Project Name: KIB Construction

Project Address: 727 So 11th Street

Contractor's Name: KIB Construction

Contact Person to Call/Email: kibconstcorp@gmail.com

Phone #: 772-224-6371 ~~Phone:~~ Contact Indy Baksh

Detailed Description of Revision/Resubmittal: _____

Added Impervious & Pervious SF
Impervious 2,563 SF
Pervious 7,589 SF

FEEES:

- For DPCR projects, a \$15.00 routing fee will be charged for each department requiring review.
- For building permit projects, the following fees apply:

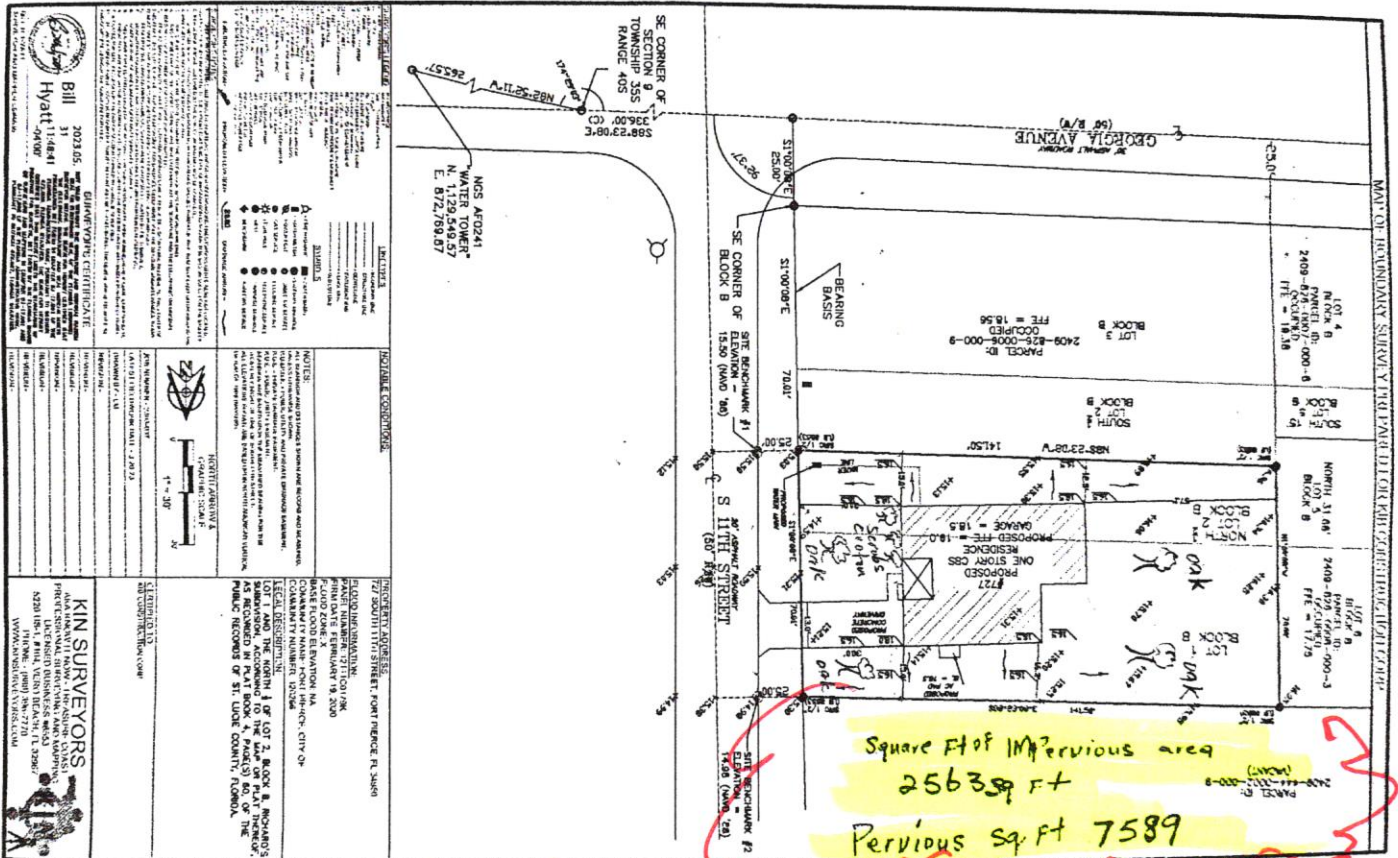
1 st REVISION:	JOB VALUE UNDER \$5,000	\$ 25.00 PER PAGE
	JOB VALUE OVER \$5,000	\$ 50.00 PER PAGE
2 ND REVISION:	JOB VALUE UNDER \$5,000	\$ 50.00 PER PAGE
	JOB VALUE OVER \$5,000	\$ 100.00 PER PAGE
3 RD OR MORE REVISION:	JOB VALUE UNDER \$5,000	\$ 100.00 PER PAGE
	JOB VALUE OVER \$5,000	\$ 200.00 PER PAGE

3rd REVISION OR MORE*: 4 TIMES THE PLAN REVIEW FEE ASSESSED
*IF ADDRESSING THE SAME DEFICIENCY/VIOLATION

REVISIONS

08/09/2023

DPCR 23. 20000675



727 So 11th Street

RECEIVED

AUG 09 2023

City of Fort Pierce
Building Department



Affidavit of Plan Review Compliance

Permit # 23-3870

I, Herematie Baksh, acting as owner or agent of the below named contractor, do hereby attest that I have reviewed and accept the applicable building permit procedures and submittal checklists, which are available online at <https://www.cityoffortpierce.com/991/Building-Permit-Procedures-and-Submittal> and at the City of Fort Pierce Building Department. Further, I attest that the submitted permit application, including attachments, drawings, or other requirements of the completed permit application as provided for on the applicable permit submittal checklist(s), accurately reflect the scope of work to be completed at

DPCR 23. 20000675

727 S 11th St, Fort Pierce, FL 34950
(please print street address)

Scope of work submitted:

- Building
- Electrical
- Flood
- Gas
- Mechanical
- Plumbing

I acknowledge that failure to submit an accurate scope of work may result in a technical code review rejection, even if the application is initially deemed complete by the Fort Pierce Building Department. Revision fees may apply for such rejections.

[Signature]
Contractor Signature

[Signature]
Owner or Agent Signature (including contractor)

STATE OF FLORIDA, COUNTY OF St Lucie

STATE OF FLORIDA, COUNTY OF _____



SUSAN KELLER
Notary Public
State of Florida

NOTARY PUBLIC

The foregoing instrument was acknowledged before me

The foregoing instrument was acknowledged before me

this 2 day of May, 2023

this ___ day of _____, 20___

by Indy Baksh

by _____

Personally Known ___ or Produced Identification ___

Personally Known ___ or Produced Identification ___

Type of Identification Produced: ADH

Type of Identification Produced: _____

Notary Signature: [Signature]

Notary Signature: _____

Notary (print name): Susan Keller

Notary (print name): _____



Fort Pierce Utilities Authority
Water/Wastewater Engineering
1701 South 37th Street (PO Box 3191)
Fort Pierce, FL 34947 (34948)
772.466.1600 x3473

mnelson@fpua.com

June 27, 2023

SUBJECT: DPCR 23-20000675

727 S 11 St

W/WW Eng: Approved as Noted

Water and Wastewater Service is available to the subject property.

Water – The applicant is required to visit 206 South 6th Street (FPUA's Customer Service Building) to set up a utility account and address the required fees. Fees will include (but not limited to) the installation of a residential water service from the existing water main to the subject site. The water meter must be on private property and must be freely accessible from the public right-of-way for maintenance and billing purposes.

Wastewater – The applicant is required to Call 811, Florida's Official BEFORE YOU DIG hotline, to have the wastewater service located in the field to ensure effective and efficient connection. The Applicant's plumber is responsible for contacting Julie Cantave @ (772) 466-1600 ext. 5520 to schedule a sewer tap inspection. The plumber must be present for the inspection with the connection fully exposed for inspection purposes. Ferrocros are not allowed to be used for connection of the applicant's private lateral to FPUA's point of service. Ensure that FPUA Detail S-4A is strictly adhered to when restoring the excavation after the inspection is complete.

Electric & Gas Eng: FPUA Electric & Gas Engineering has reviewed the application.
Approved. Electric and gas services are available.

Please contact Kelvin Sandlin for electric customer requirements and project coordination.

Kelvin Sandlin
Engineering Technician II
Electric & Gas Engineering
Fort Pierce Utilities Authority
sandlin@fpua.com
772.466.1600 ext. 6308

(Con't pg 2)



Our mission is to provide our customers with economical, reliable, and friendly service in a continuous effort to enhance the quality of life in our community.

772.466.1600 * www.fpua.com





Please contact Billy Dupre for any gas related inquiries.

Billy Dupre
Business Development Representative
Gas Operations
Fort Pierce Utilities Authority
1701 S 37th Street
Fort Pierce FL 34947
C: 772-216-3498
O: 772-466-1600 X4705
F: 772-468-2413

Solar: N/A



Our mission is to provide our customers with economical, reliable, and friendly service in a continuous effort to enhance the quality of life in our community.



Water / Wastewater Engineering

Project Tracking Form



Project Number: 20230652-1 Job Description: 727 S 11 St

Address: 727 S 11 St Project Description: _____

Type	Recd	Needed	Rev	Eng App	Status	Comments	Ret	City/County	Sent To
BP	06/20/2023	06/27/2023	LD	LD	App w/c	DPCR 23-20000675		06/27/2023	Susan Keller
	06/20/2023	06/27/2023	TS	TS	App w/c			06/27/2023	Susan Keller

Engineering Review

1st Submittal

Date Received: _____ To Coordinator: _____ Invoice To Reviewer: _____

Invoice Reviewer: _____ Reviewer Approved Invoice: _____

Invoice To Client: _____ Invoice Payment Received: _____

To Reviewer: _____ Reviewer: _____

To Engineer: _____ Engineer Reviewing: _____

Returned To Secretary: _____ Returned To Client: _____

2nd Submittal

3rd Submittal

Date Received: _____

Date Received: _____

To Reviewer: _____ Initials: _____

To Reviewer: _____ Initials: _____

To Engineer: _____ Initials: _____

To Engineer: _____ Initials: _____

To Secretary: _____

To Secretary: _____

To Client: _____

To Client: _____

Comments:

WWW Eng: Approved as Noted

Water and Wastewater Service is available to the subject property.

Approval

Date Approved: _____

To Supervising Engineer: _____

Susan Keller

From: Ryan Altizer
Sent: Tuesday, August 22, 2023 1:50 PM
To: Susan Keller; Planning Department
Subject: RE: REVISION 08-09-2023 727 S. 11TH STREET / ADDED IMPERVIOUS AND PERVIOUS SQUARE FOOTAGE
Attachments: 23-20000675 Impact Fees.pdf

Hello all,

Impact fees calculated and attached. 23-20000675 has been approved by the Planning Department on Naviline.

Thank you,

Ryan Altizer | Senior Planner | City of Fort Pierce

Planning Department

Phone: 772.467.3742 Fax: 772.466.5808 100 North U.S. 1 Fort Pierce, FL 34950



From: Susan Keller <Skeller@cityoffortpierce.com>
Sent: Monday, August 14, 2023 7:26 AM
To: Planning Department <planning@cityoffortpierce.com>
Subject: REVISION 08-09-2023 727 S. 11TH STREET / ADDED IMPERVIOUS AND PERVIOUS SQUARE FOOTAGE

The above Single Family rejected by Ryan:
July 14, 2023 12:00:13 PM raltizer.

Pervious and impervious calculations needed to calculate impact fees

Please review Revision. Thank You.

SOO KELLER
CITY OF FORT PIERCE BUILDING DEPARTMENT
(772) 467-3725
skeller@cityoffortpierce.com



THE SUNRISE CITY
FORT PIERCE
PLANNING DEPARTMENT *Florida*

IMPACT FEE ESTIMATE

Use: Residential
Address: 727 S. 11th Street
Single Family Fort Pierce Mainland
Construction of a New Single-Family Residence
Total Building Area: 1,945 Sq Ft.
Total Impervious Area: 2,563 Sq Ft.

VOID

	St. Lucie County	Fort Pierce
Parks	\$1,920.38	\$783.41
Transportation		\$586.20
Gov Bldgs		\$421.73
Solid Waste		\$135.92
Stormwater		\$102.52
Roads	\$5,233.00	
Schools	\$6,786.00	
Library	\$305.97	
Pub Bldgs	\$410.63	
Fire/EMS	\$650.00	
Law Enf	\$276.75	
Totals	\$15,582.73	\$2,029.78
Grand Total		\$17,612.51



GENERAL ADDRESS REQUEST

Residential \$25.00 per address
 Commercial - \$50.00 per address
 E-mail Address request form to planning_dl@cityoffortpierces.com

Assigned Corrected Changed

Residential subdivisions or apartment complexes of three or more units require a site plan showing each unit's address and a spreadsheet with the address and corresponding parcel ID #.

Property Owner(s): K.I.B Construction Corp

Parcel Identification(s): 2409-826-0005-000-2

Legal Description: Richard's S/D Blk Lot 1 and 1/2 of Lot 2

Current Address: S 11th St, Fort Pierce, FL 34950

Use of Property: Intention to build duplex

Applicants Signature: [Signature] Date: 08-30-2021

Printed Name: Herematie Baksh

I am not the owner of the described property; however, the owner(s) authorizes me to act as agent for the owner(s) of record. (Provide copy of authorization).

Contact Information: Phone: 772-224-6371 Email: kibconstcorp@gmail.com

Office Use Only
 PROPOSED NEW ADDRESS: 727 S. 11th Street
 Signature of City Representative: [Signature] Senior Planner



Debris Removal and Homeowners Association Affidavit

Owner: KIB Construction Corp
 Property Address: 127 S 11th St, Fort Pierce FL 34910
 Permit # 23-3870 Contractor: KIB Construction Corp
DPC 23-2000675

As per City Ordinances 30-25, 24-19, 24-20, 24-21 and as a condition of obtaining any permit for construction, repair or renovation:

I understand and accept full responsibility for the prompt removal of all debris and construction materials from the property for which I am seeking to obtain a building permit in accordance with the Code of Ordinances of the City.

Initials [Signature]

I agree that no debris or construction materials will be placed on any public property or on any public right-of-way except as may be specifically authorized by the Code of Ordinances.

Initials [Signature]

I further understand that prior to a final inspection for the project completion or issuance of a Certificate of Occupancy (or Certificate of Completion), all debris and construction materials shall be removed from the property or the Inspector will not approve the final inspection. Additional reinspection fees shall apply.

Initials [Signature]

I understand and accept full responsibility for debris removal at my own expense in accordance with the City Code of Ordinances.

Initials [Signature]

I hereby acknowledge that I have read and understand the above statements and I further understand that any violation of the terms of this affidavit shall be reported to the City of Fort Pierce Building Department for action and possible stop work order.

Initials [Signature]

It is the owner and contractor's responsibility to verify approval for any work through the Homeowners Association and/or Condominium Association, if applicable. The City will not be held liable for disputes between the Homeowners Association, Condominium Association, owner and/or contractor.

Initials [Signature]

0501-2023
Date

[Signature]
Contractor or Owner/Builder's Signature

Project Name: KIB Construction
 Address: 727 S 11th Street, Fort Pierce Florida
 Use Group: R3 Type: VB Permit # 23-3870
DPCR 23-20000675
 Total Valuation: \$ _____ Fee: \$ _____

FEE COMPUTATION WORKSHEET FOR NEW CONSTRUCTION

Unit by Unit:

All calculations are based on a "per Unit" basis. Units are use areas or occupancies that are separated by firewalls.

Sq. ft. construction cost of Primary "Use Area" per ICC* = \$ 167.37 x 1542 = \$ 258,084.54
 Sq. ft. construction cost of 2nd "Use Area" per ICC* = \$ _____ x _____ = \$ _____
 Sq. ft. construction cost of 3rd "Use Area" per ICC* = \$ _____ x _____ = \$ _____
 Sq. ft. construction cost of 4th "Use Area" per ICC* = \$ _____ x _____ = \$ _____
 Sq. ft. construction cost of garages, porches etc per ICC* = \$ 66.48 x 403 = \$ 26,791.44

ICC 284,876

Add the valuation for all Use Groups:

Total Valuation = \$ 284,875.98

**Permit fee based on total valuation listed above

\$ 1,424.38

Contractor's Valuation:

Contractor's Valuation \$ 150,000

**Permit fee based on contractor's valuation listed above

\$ 750.00

Comparison of Unit by Unit versus Contractor's valuation of the Building

Select the Higher fee of Unit by Unit Valuation or Contractors Valuation

\$ 1,424.38

*Refers to the most recent Table of Square Foot Construction Costs as published in the Building Safety Journal of the International Code Council.

**Permit Fee is based on the most current fee schedule

Feb 2023

5/15/2022

Living 1542

Garage 302
Entry 101 } 403

1945 SF



CITY OF FORT PIERCE, FLORIDA
 BUILDING DEPARTMENT
 APPLICATION FOR BUILDING PERMIT
 (772) 467-3718 FAX (772) 467-3849
fpbuilding@cityoffortpierce.com

PERMIT # 23-3870
 FBC (2020) 7th Edition
 PIN # 581080

PROJECT MANAGER
 SOO KELLER

Building Department Project Manager:

*Property Address 727 S 11th St, Fort Pierce, FL 34950 *Date 05-01-2023
 Parcel ID# 2409-826-0005-000-2 *# of plans submitted *# of CD's submitted
 (Located on your tax bill)
 *Owner Name KIB Construction Corp Owner Address 1232 SW Abacus Ave, PSL FL 34953
 Phone # (772) 323-0445 Fax # () Cell # (772) 224-6371
 Email Address kibconstcorp@gmail.com

*Required Information

Type of permit Building *Valuation \$ 150K
 *Description of Work: New Construction of a Single family residence

Tax 284,876

Architect: Paul Welch
 Phone (772) 634-1412 Fax () Email Address Pwelchinc@aol.com
 Engineer:
 Phone () Fax () Email Address

*CONTRACTOR/APPLICANT INFORMATION:

City License # 22-32042 State License # CGC1528978
 Company Name KIB Construction Corp Qualifier Aeromatic Bksh
 Address 1232 SW Abacus Ave City/State PSL FL Zip 34953
 Phone # (772) 224-6371 Fax # () Cell # ()
 Email Address kibconstcorp@gmail.com

Occupancy Residential Construction Type CBS # of Units 1 # of Stories 1
 Sq. Ft. Conditioned Space 1542 Total Sq. Ft. 1945

I understand that no building may be occupied until a Certificate of Occupancy/Certificate of Completion has been issued after final inspection by the Building Department and full compliance with the building code, city ordinances, state statutes and other applicable rules and regulations have been satisfied. I am also verifying that all sets of plans submitted are identical.

Application is hereby made to obtain a permit to do the work and installations as indicated. I certify that no work or installation has commenced prior to the issuance of a permit and that all work will be performed to meet the standards of all laws regulating construction in this jurisdiction. I understand that a separate permit must be secured for electrical work, plumbing, signs, wells, pools, furnaces, boilers, heaters, tanks, and air conditioners etc.

Owner's Affidavit: I certify that all the foregoing information is accurate and that all work will be done in compliance with all applicable laws regulating construction and zoning.

Tree Removed 23-1306

WARNING TO OWNER:
 YOUR FAILURE TO RECORD A NOTICE OF COMMENCEMENT MAY RESULT IN YOUR PAYING TWICE FOR IMPROVEMENTS TO YOUR PROPERTY. A NOTICE OF COMMENCEMENT MUST BE RECORDED AND POSTED ON THE JOB SITE BEFORE THE FIRST INSPECTION.
 IF YOU INTEND TO OBTAIN FINANCING, CONSULT WITH YOUR LENDER OR AN ATTORNEY BEFORE COMMENCING WORK OR RECORDING YOUR NOTICE OF COMMENCEMENT.

Must be signed by owner/Agent and applicant:

[Signature]
 (Signature of contractor)

State of Florida, County of St Lucie

Affirmed to and subscribed before me this 2
May, 2023, by Judy Daksh

personally known to me or who has produced as identification. FL DL

Notary Signature: [Signature]

Notary (print name) Susan Keller

SUSAN KELLER
 Notary Public
 State of Florida
 Comm# HH161210
 Expires 8/25/2025

2023, by _____ personally known to me or who has produced as identification.

Notary Signature: _____

Notary (print name) _____

Construction documents must accompany this application. The Florida energy code submitted becomes an integral part of this plan and must pass final inspection. "Notice: In addition to the requirements of this permit, there may be additional restrictions applicable to this property that may be found in the public record of this county, and there may be additional permits required from other governmental entities such as waste management district, state agencies, or federal agencies. "SIGNATURE OF THE APPLICANT MUST BE NOTARIZED. If owner builder, applicant must sign in person. BUILDING PERMIT includes: Building, Electrical, Plumbing, Mechanical, and Sewer only. All other trades require separate applications.

Asbestos compliance: It is the owner's or operator's responsibility to comply with section 469.003, Florida Statutes, and to notify the Department of Environmental Protection of his or her intentions to remove asbestos, when applicable, in accordance with state and federal law.

FEE SIMPLE TITLEHOLDER, BONDING COMPANY AND MORTGAGE LENDER INFORMATION IS REQUIRED WHEN THE AGGREGATE VALUE (TOTAL COST OF ALL IMPROVEMENTS AND NOT JUST WORK AUTHORIZED BY THE INDIVIDUAL PERMIT) IS \$2500 OR MORE (EXCEPT HVAC REPAIR/REPLACEMENT < \$7500). PLEASE ADDRESS ALL ITEMS.

Fee Simple Titleholder's Same as Owner
 Name (if other than owner): _____
 Address: _____
 City: _____ State: _____ Zip: _____

Bonding Company Not Applicable
 Name: _____
 Address: _____
 City: _____ State: _____ Zip: _____

Mortgage Lender's Not Applicable
 Name: _____
 Address: _____
 City: _____ State: _____ Zip: _____

OFFICE USE ONLY
 Is the property located in a Special Flood Hazard Area (floodplain) per the current Flood Insurance Rate Map (FIRM)
 Yes No
 Flood Zone: _____ Reviewed by: _____ Determination: _____

Permit Fee \$ _____ Other _____ \$ _____ Plan Review Fee \$ 713.00
 State Surcharge \$ _____ Other _____ \$ _____ Routing Fee \$ 30.00
 Subcontractor \$ _____ Flood Review Fee \$ _____ Other Cr Cool 37.15
 Total Amount Due at Issuance \$ _____

DPCR# 23-20000675

Active Code Violation Yes No
 Case # _____
 Case Type _____

Reviewed by _____ Date _____ Final Check _____ Date _____ Page 2 of 2



THE SUNRISE CITY
FORT PIERCE
Florida


PROJECT MANAGER
SOO KELLER

DPCR Submittal Package may be emailed to:

dpcr@cityoffortpierce.com

DEVELOPMENT PERMIT
COMPLIANCE REVIEW
APPLICATION

(This is NOT an application for Building Permit)

Office Use Only: DPCR# 23-20000675		Project Name: KIB Construction Corp	
Property Address: 7275 11th St, Fort Pierce, FL 34950			
Owner Name: KIB Construction Corp		Parcel ID #: 2409-826-0005-000-2	
Email: kibconstcorp@gmail.com		Phone Number: 772-224-6371 772-323-0445	
Applicant's Name: KIB Construction Corp			
Applicant's Mailing Address: 1232 SW Adams Ave			
City: PSL	State: FL	Zip: 34953	
Email: kibconstcorp@gmail.com		Phone Number: 772-224-6371	
Architect/Engineer: Paul Welch			
Email: Pwelchinc@aol.com		Phone Number: 772-634-1412	
Description of Work: New Construction Ice 284, 876			
			Construction Value: 150k
Total Square feet of building: 1945	Number of Stories: 1	Occupancy Group: 1	
THIS IS NOT AN APPLICATION FOR BUILDING PERMIT			
Signature of Applicant 		Date 05-01-2023	
Print Name Herematie Baksh			
For Office Use Only:			
Received by:	Date Received:	Total Fee Amount: Cash Credit Check	


PROJECT MANAGER
SOO KELLER

City of Fort Pierce • 100 North US Hwy 1 • Fort Pierce FL 34950 • 772-467-3718

RECEIVED

MAY 02 2023
3:30 PM
City of Fort Pierce
Building Department

Flood No



Builders FirstSource

1602 INDUSTRIAL PARK DR
PLANT CITY FL
Phone: (813) 759-5922
Fax: (813) 752-1532
http://www.bldr.com

- General Notes:**
- Per ANSI/TPI 1-2007 all " Truss to Wall" connections are the responsibility of the Building Designer, not the Truss Manufacturer.
 - Dimensions are Feet-Inches- Sixteenths.
 - Trusses are to be 24" o.c. unless noted otherwise (U.N.O.)
 - Trusses are not designed to support brick U.N.O.
 - Do not cut or modify trusses without first contacting Builders FirstSource.
 - Immediately contact Builders FirstSource if trusses are damaged.

- Connection Notes:**
- All hangers are to be Simpson or equivalent U.N.O.
 - Use Manufacturer's specifications for all hanger connections U.N.O.
 - Use 10d x 1 1/2" Nails in hanger connections to single ply roof girder trusses.

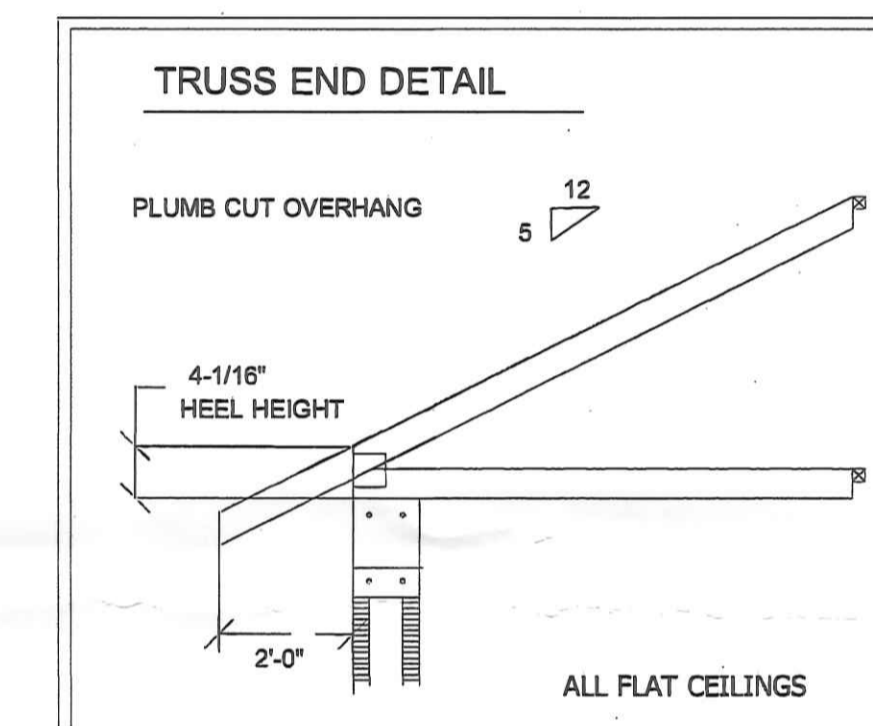
- Floor Truss Notes:**
- Shift truss as required to avoid plumbing traps.
 - Installation Contractor and/or Field Supervisor are to verify all dimensions, trap locations, and options prior to installation
- Dimension Notes:**
- Drawing not to scale. Do not scale dimensions

INDY BAKSH
BAKSH RES
Lot-727-11


REVIEWED AND APPROVED BY:

Hatch Legend

8'-00" PT.HT.



Paul Welch Digitally signed
by Paul Welch
Date: 2023.05.02
14:36:46 -04'00'



THIS ITEM HAS BEEN DIGITALLY SIGNED AND SEALED BY PAUL WELCH, P.E ON 05/02/2023.

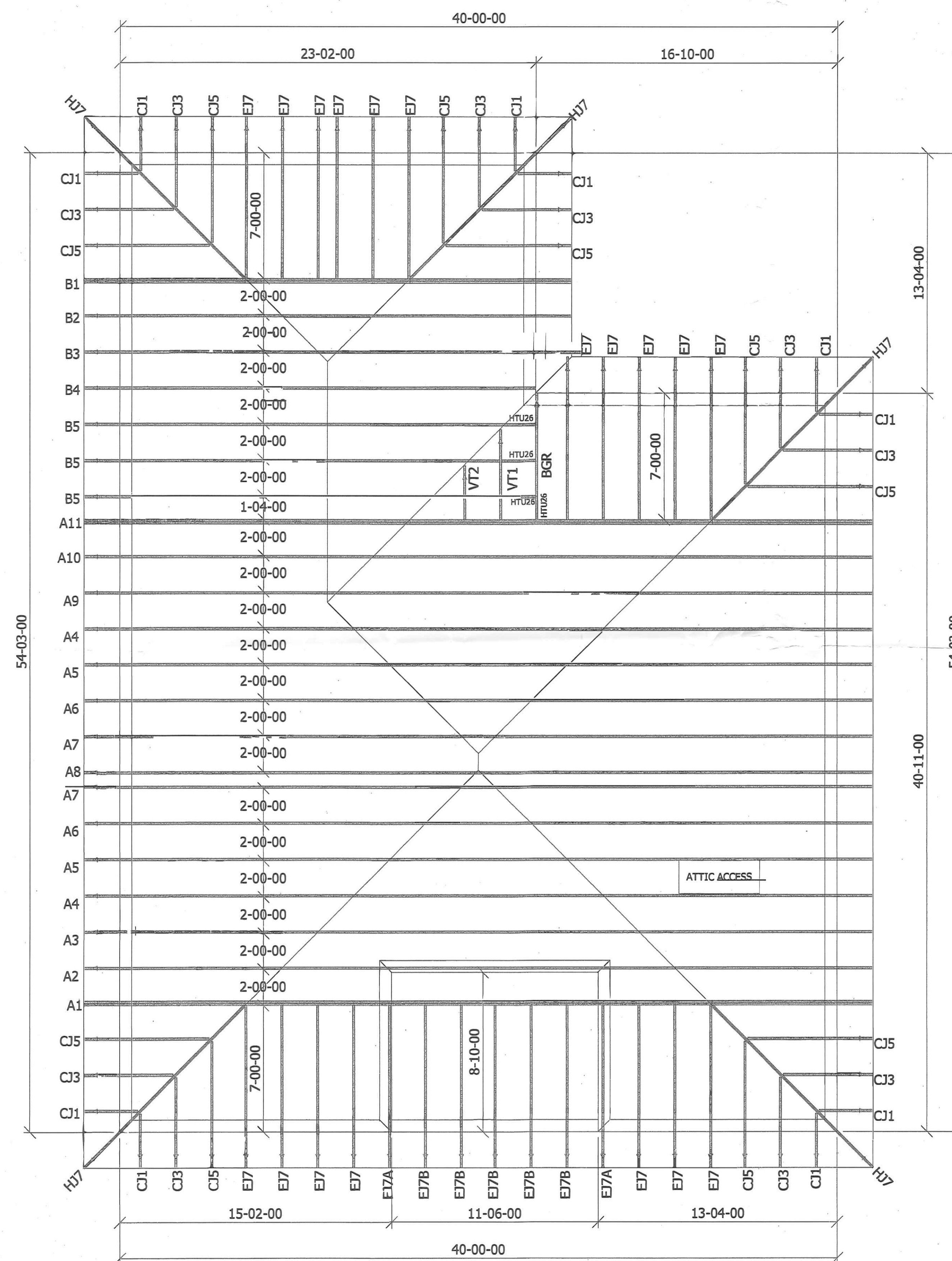
PRINTED COPIES OF THIS DOCUMENT ARE NOT CONSIDERED SIGNED & SEALED AND THE ELECTRONIC SIGNATURE MUST BE VERIFIED ON ANY ELECTRONIC COPIES.

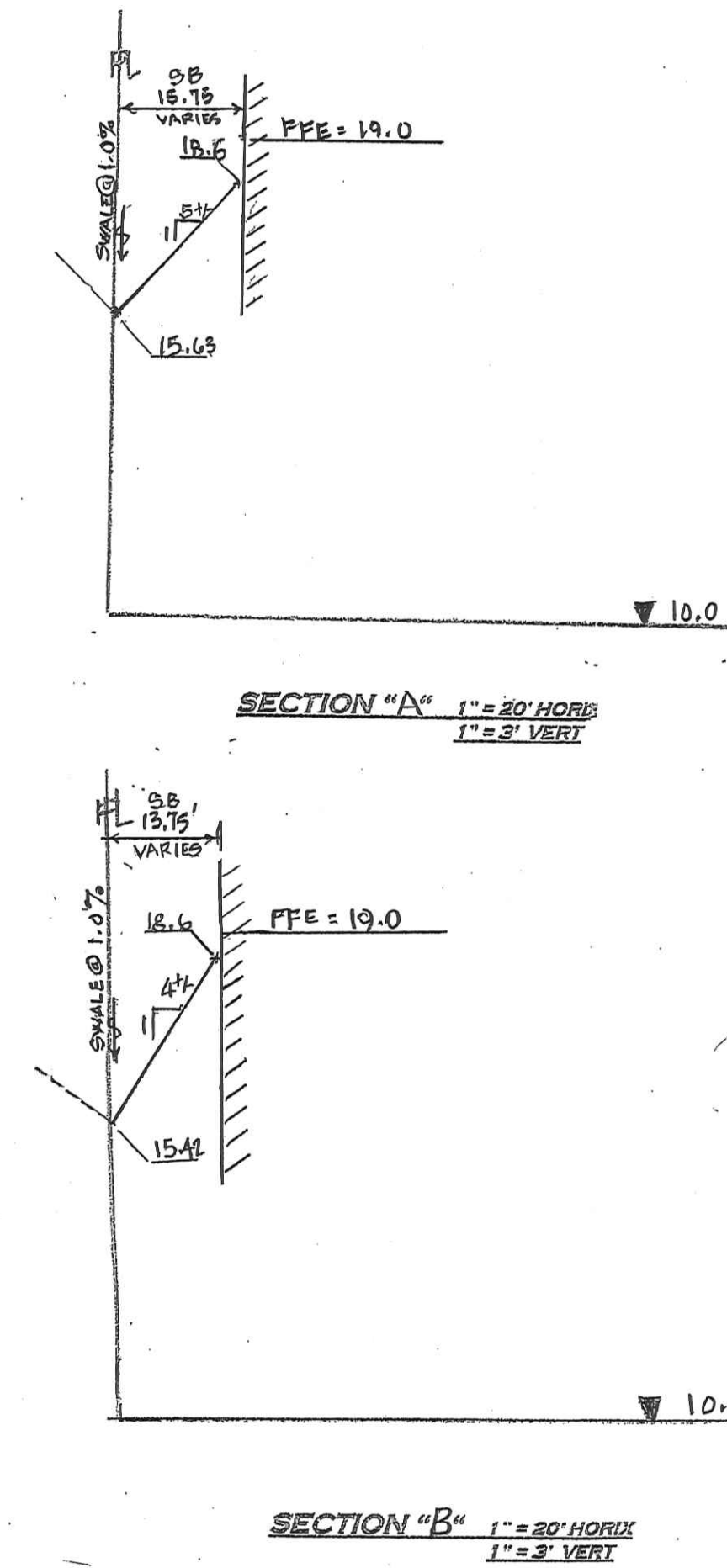
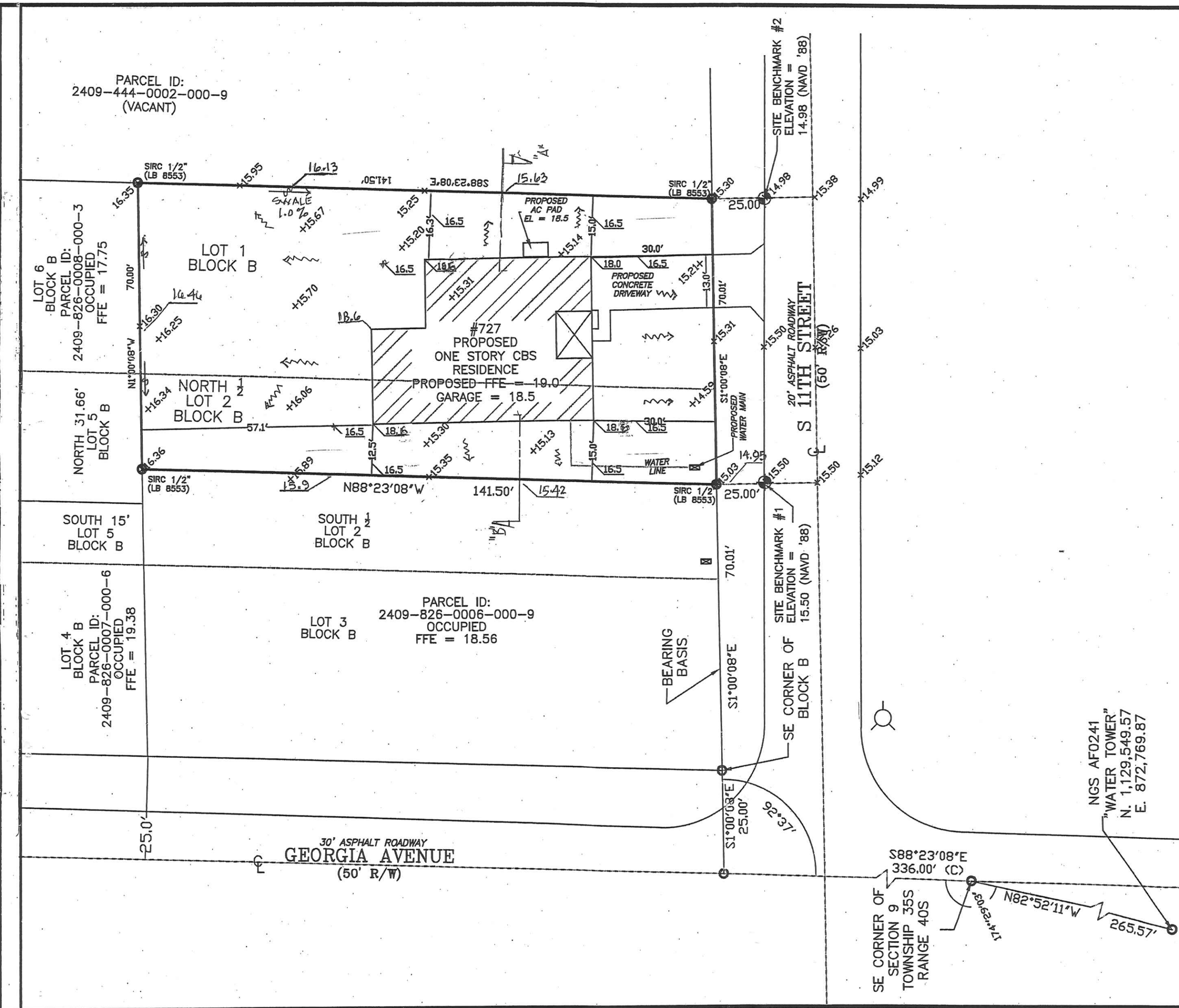
Designed By: LR
Layout: 3319081_LAY
Date: 12/02/22
Revision History:
Rev1: [???]
Rev2: [???]
Rev3: [???]

Comments: ""

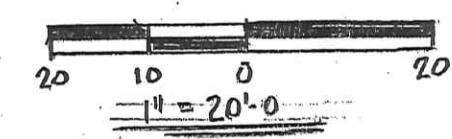
SCALE: 1/8" = 1' -0"

SHEET
1 of 1





DRAINAGE FLOW PLAN 1" = 20'-0"



PROPERTY ADDRESS:
727 SOUTH 11TH STREET, FORT PIERCE, FL 34950

FLOOD INFORMATION:
PANEL NUMBER: 12111C0179K
FIRM DATE: FEBRUARY 19, 2020
FLOOD ZONE: X
BASE FLOOD ELEVATION: NA
COMMUNITY NAME: FORT PIERCE, CITY OF
COMMUNITY NUMBER: 120286

LEGAL DESCRIPTION:
LOT 1 AND THE NORTH 1/2 OF LOT 2, BLOCK B, RICHARD'S SUBDIVISION, ACCORDING TO THE MAP OR PLAT THEREOF, AS RECORDED IN PLAT BOOK 4, PAGE(S) 60, OF THE PUBLIC RECORDS OF ST. LUCIE COUNTY, FLORIDA.

- KEY:
- EXISTING SPOT ELEVATION
 - PROPOSED SPOT ELEVATION
 - PROPOSED DRAINAGE FLOW
 - SWALE DRAINAGE FLOW


NOTE: THIS PLAN COMPLIES WITH SECTION 103-203 OF THE CITY OF FORT PIERCE CODE OF ORDINANCES.

REV'D 10-3-2023

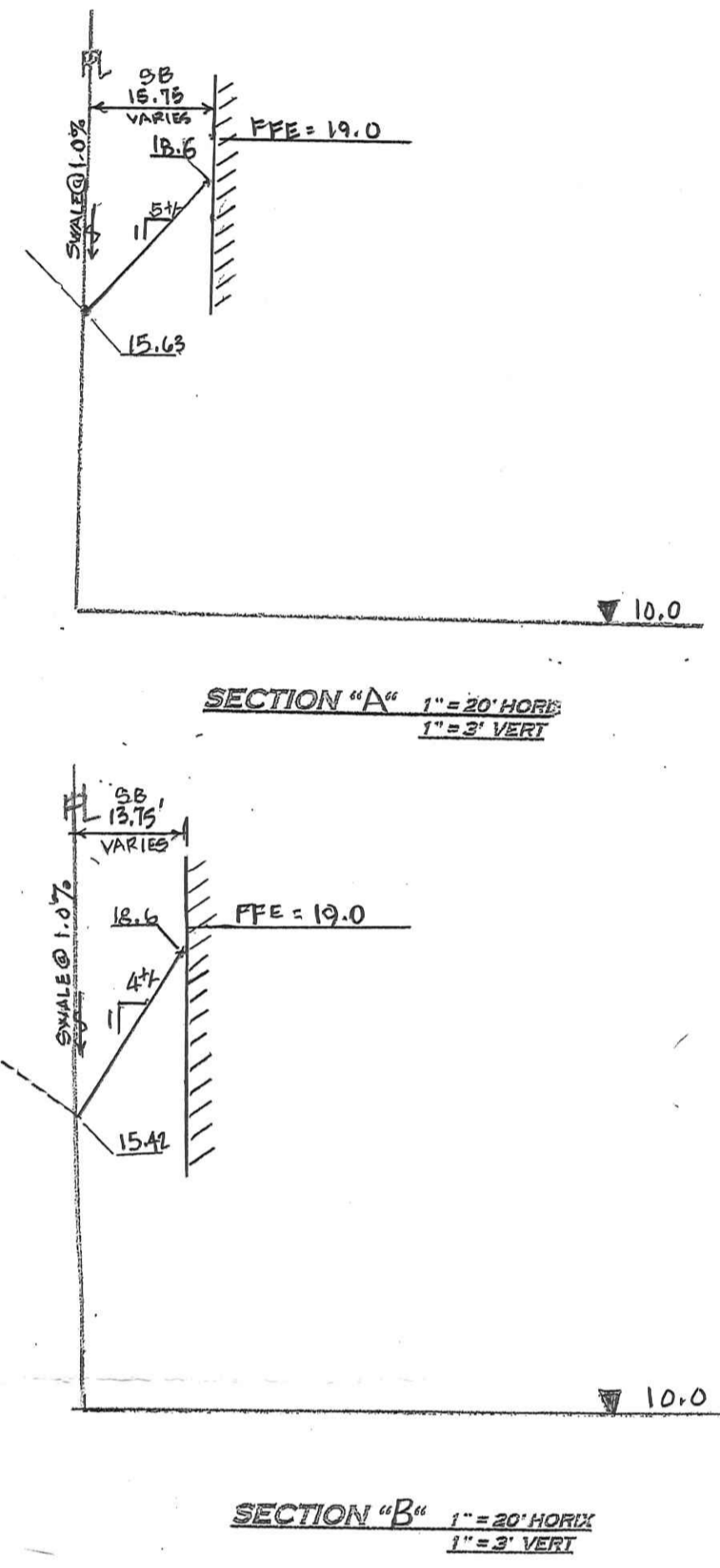
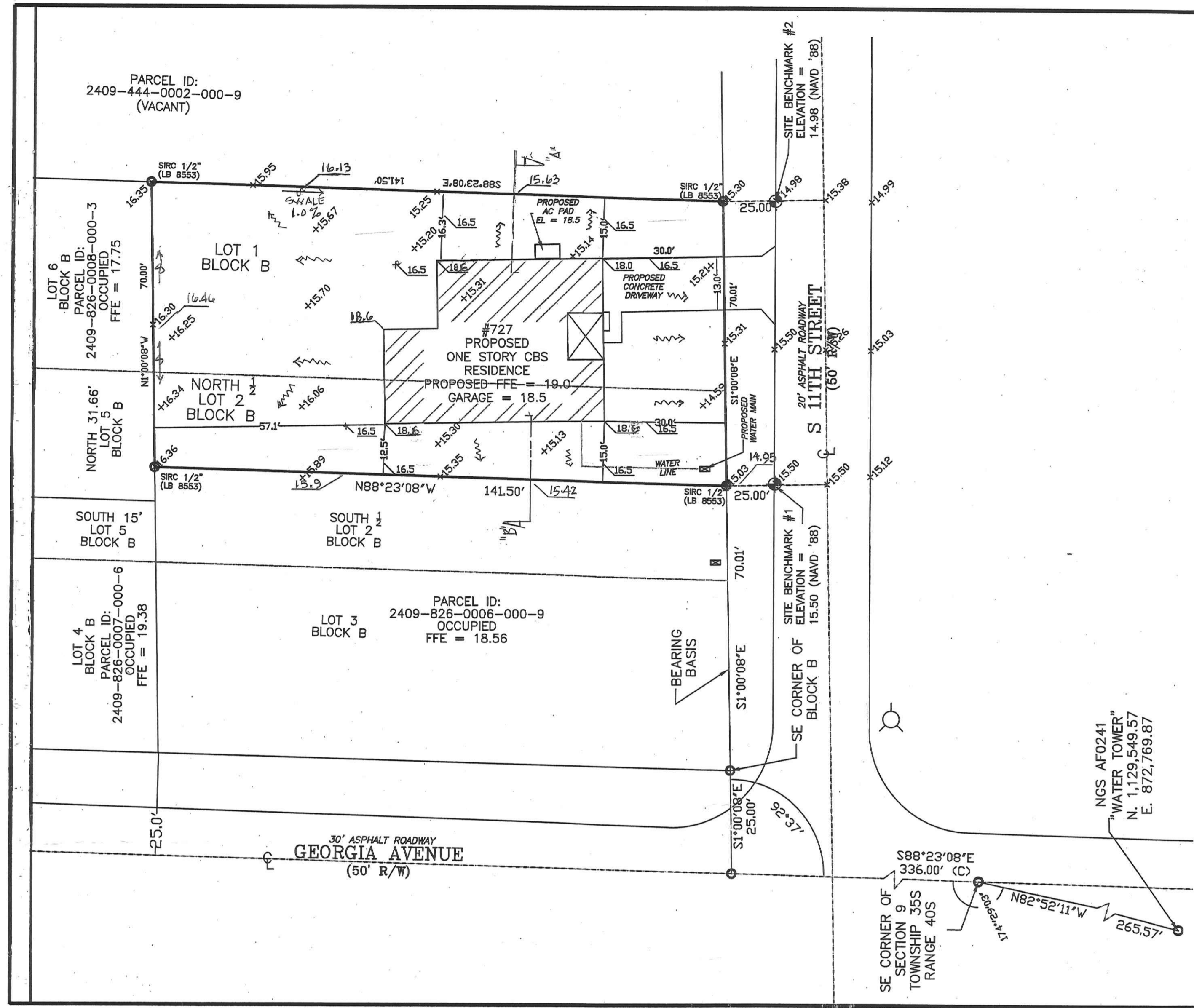
NOTE: SURVEY INFORMATION BASED ON SURVEY PROVIDED BY BILL HYATT, SURVEYOR AND MAPPER LS #4636; JOB NUMBER 2303-037, DATED 03/20/2023

PAUL WELCH INC.
MECHANICAL ELECTRICAL CIVIL ENGINEERING
1984 S.W. BILTMORE ST. SUITE #114
FORT SAINT LUCIE, FL 34984
PAUL WELCH, P.E. FLA REG NO. 29945

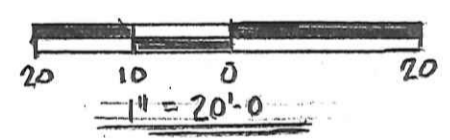

SEP 14 2023



OCT 03 2023



DRAINAGE FLOW PLAN 1" = 20' - 0"



PROPERTY ADDRESS:
727 SOUTH 11TH STREET, FORT PIERCE, FL 34950

FLOOD INFORMATION:
PANEL NUMBER: 12111 C0179K
FIRM DATE: FEBRUARY 19, 2020
FLOOD ZONE: X
BASE FLOOD ELEVATION: NA
COMMUNITY NAME: FORT PIERCE, CITY OF
COMMUNITY NUMBER: 120286

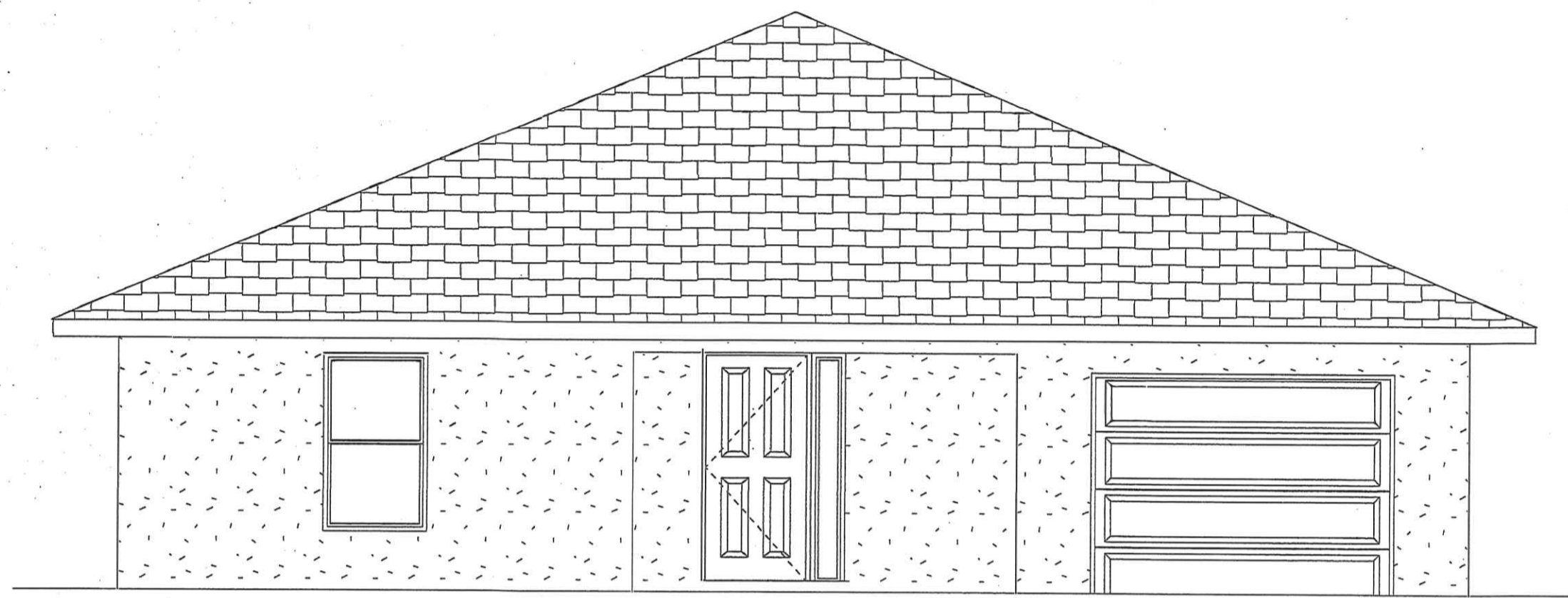
LEGAL DESCRIPTION:
LOT 1 AND THE NORTH 1/2 OF LOT 2, BLOCK B, RICHARD'S SUBDIVISION, ACCORDING TO THE MAP OR PLAT THEREOF, AS RECORDED IN PLAT BOOK 4, PAGE(S) 60, OF THE PUBLIC RECORDS OF ST. LUCIE COUNTY, FLORIDA.

NOTE: SURVEY INFORMATION BASED ON SURVEY PROVIDED BY BILL HYATT, SURVEYOR AND MAPPER LS #4636; JOB NUMBER 2303-037, DATED 03/20/2023

PAUL WELCH INC.
MECHANICAL ELECTRICAL CIVIL ENGINEERING
1984 S.W. BILTHORPE ST. SUITE #114
FORT SAINT LUCIE, FL 34984
PAUL WELCH, P.E. FLA REG NO. 29945

SEP 14 2023





STRUCTURAL NOTES

- DESIGN LOADS IN ACCORDANCE WITH ASCE7-16.
- SOIL BEARING CAPACITY: 2500 PSF (MIN.).
- ALL STRUCTURAL CONCRETE IN BEAMS, LINTELS, VERTICAL CELLS, AND COLUMNS SHALL HAVE A MINIMUM COMPRESSIVE STRENGTH OF 3000 PSI COMPRESSIVE STRENGTH AT 28 DAYS.
- SLAB / FOOTINGS TO BE CONCRETE WITH MINIMUM 2500 PSI COMPRESSIVE STRENGTH AT 28 DAYS. SEE PLAN FOR SIZES & STEEL REQUIREMENTS.
- MINIMUM CONCRETE PROTECTION FOR REINFORCING BARS: FOOTINGS: 3" BEAMS: 1 1/2" SUSPENDED SLABS: 1 1/2"
- LAP ALL REINFORCING STEEL A MINIMUM OF 48 BAR DIAMETERS EXCEPT AS NOTED GRADE 60 STEEL MINIMUM IN BEAMS AND COLUMNS.
- ALL LUMBER IN CONTACT WITH CONCRETE OR MASONRY SHALL BE PRESSURE TREATED.
- SPLITTING OR CRACKING OF STRUCTURAL COMPONENTS DUE TO INSTALLATION OF HARDWARE IS NOT PERMITTED.
- UNLESS OTHERWISE NOTED, THE INSTALLATION OF SPECIFIED HARDWARE SHALL CONFORM TO THE MANUFACTURER'S INSTRUCTIONS AND STANDARD PRACTICES.
- UNLESS OTHERWISE NOTED, FOR EXTERIOR WALLS, EXTERIOR PLYWOOD SHEATHING AND INTERIOR DRYWALL IS TO BE NAILED WITH 10d OR BETTER NAILS @ 6" O.C. EDGES, AND 8" O.C. FIELD, OR SCREWED WITH DRYWALL SCREWS 1.5" LONG AND 0.131 DIA.
- ALL LINTELS SHALL HAVE A MINIMUM 4" BEARING.
- PROVIDE # 5 CORNER BARS W/ 30" MIN. LAP SPICE FOR BOND BEAM.
- EXTERIOR FRAME WALLS TO BE STUCCO OVER WIRELATH WITH 11 GA. 2" LONG NAILS WITH 3/8" HEAD @ 6" O.C. OVER (2) LAYERS OF (15# FELT OR TYVAK BUILDING WRAP) OVER 1/2" CDX PLYWOOD WITH 10d NAILS TO STUDS @ 6" O.C. PERIMETER AND FIELD.
- BEARING POINTS OF TRUSSES SHALL HAVE VERTICAL STUDS IN A NUMBER EQUAL TO THE NUMBER OF PILES OF THE BEARING MEMBER WHEN THE BEARING MEMBER IS (2) OR MORE PILES UNLESS NOTED.
- R806.2.1 CONCRETE MASONRY UNITS**
CONCRETE MASONRY UNITS SHALL CONFORM TO THE FOLLOWING STANDARDS: ASTM C55 FOR CONCRETE BRICK; ASTM C73 FOR CALCIUM SILICATE FACE BRICK; ASTM C90 FOR LOAD-BEARING CONCRETE MASONRY UNITS; ASTM C744 FOR PREFACED CONCRETE AND CALCIUM SILICATE MASONRY UNITS; OR ASTM C1834 FOR CONCRETE FACING BRICK.
- R806.2.7 MORTAR**
EXCEPT FOR MORTARS LISTED IN SECTIONS R806.2.8, R806.2.9 AND R806.2.10, MORTAR FOR USE IN MASONRY CONSTRUCTION SHALL MEET THE PROPORTION SPECIFICATIONS OF TABLE R806.2.7 OR OR THE PROPERTY SPECIFICATIONS OF ASTM C270. THE TYPE OF MORTAR SHALL BE IN ACCORDANCE WITH SECTIONS R806.2.7.1, R806.2.7.2 AND R806.2.7.3
- R806.2.11 GROUT**
GROUT SHALL CONSIST OF CEMENTITIOUS MATERIAL AND AGGREGATE IN ACCORDANCE WITH ASTM C478 OR THE PROPORTION SPECIFICATIONS OF TABLE R806.2.11. TYPE M OR TYPE S MORTAR TO WHICH SUFFICIENT WATER HAS BEEN ADDED TO PRODUCE POURING CONSISTENCY SHALL PERMITTED TO BE USED AS GROUT.

ELECTRICAL NOTES

- ALL ELECTRICAL WORK SHALL BE IN ACCORDANCE WITH THE NEC (NFPA 70) 2017 EDITION.
- A MINIMUM OF 75% OF THE LAMPS IN PERMANENTLY INSTALLED LIGHTING FIXTURES SHALL BE HIGH-EFFACY LAMPS OR A MINIMUM OF 75% OF THE PERMANENTLY INSTALLED LIGHTING FIXTURES SHALL CONTAIN ONLY HIGH-EFFACY LAMPS. (LOW VOLTAGE LIGHTING SHALL NOT BE REQUIRED TO BE HIGH-EFFACY LAMPS)
- RECESSED LIGHTING SHALL BE SEALED TO LIMIT AIR LEAKAGE BETWEEN CONDITIONED AND UNCONDITIONED SPACES.
- SMOKE DETECTORS TO BE 110V W/ BATTERY BACK UP - ARC FAULT CIRCUIT
- SMOKE DETECTORS TO BE INTERCONNECTED SO THAT ONE SMOKE DETECTOR ACTIVATES ALL SMOKE DETECTORS IN THE RESIDENCE
- PROVIDE BRANCH CIRCUIT ARC-FAULT PROTECTION FOR ALL CIRCUITS SERVING: FAMILY ROOMS, DINING ROOMS, LIVING ROOMS, PARLORS, LIBRARIES, DEN, BEDROOMS, SUNROOMS, RECREATION ROOMS, CLOSETS, HALLWAYS, OR SIMILAR ROOMS PER FBC AND NEC REQUIREMENTS.
- PROVIDE GROUND-FAULT CIRCUIT INTERRUPTER PROTECTION FOR ALL 125-VOLT, SINGLE-PHASE 15 AND 20 AMP CIRCUITS SERVING: BATHROOMS, GARAGES, KITCHENS, ACCESSORY BUILDINGS, OUTDOORS, OR WITHIN 72" OF EDGE OF ANY SINK.
- CARBON MONOXIDE DETECTORS TO BE INSTALLED WITHIN 10' OF ALL BEDROOMS.
- EXHAUST FANS TO BE VENTED THRU ROOF OR SOFFIT.
- PROVIDE TAMPER RESISTANT RECEPTICLES PER NEC REQUIREMENTS.

ENERGY CONSERVATION NOTES

- RESIDENCE SHALL BE IN ACCORDANCE WITH FLORIDA BUILDING CODE 2020 ENERGY CONSERVATION RESIDENTIAL.
- ATTIC ACCESS DOORS OR HATCHES FROM CONDITIONED SPACES TO UNCONDITIONED SPACES SHALL BE WEATHERSTRIPPED AND INSULATED TO A LEVEL EQUIVALENT TO THE INSULATION ON THE SURROUNDING SURFACES. A WOOD FRAMED OR EQUIVALENT BAFFLE OR RETAINER IS REQUIRED TO BE PROVIDED WHEN LOOSE FILL IS INSTALLED, TO PREVENT LOOSE FILL FROM SPILLING INTO THE LIVING SPACE.
- THE BUILDING THERMAL ENVELOPE SHALL BE CONSTRUCTED TO LIMIT AIR LEAKAGE IN ACCORDANCE WITH THE REQUIREMENTS R602.4.1 THROUGH R602.4.4.
- WINDOWS, SKYLIGHTS, AND SLIDING GLASS DOORS SHALL HAVE AN AIR INFILTRATION RATE OF NO MORE THAN 0.3 CFM PER SQUARE FT. AND SWINGING DOORS NO MORE THAN 0.5 CFM PER SQUARE FT. AND MUST BE TESTED LISTED AND LABELED IN ACCORDANCE WITH R602.4.3.
- CONTRACTOR SHALL PROVIDE ENERGY PERFORMANCE LEVEL (EPL) DISPLAY CARD IN ACCORDANCE WITH FBC 2020 ENERGY CONSERVATION R401.3.

GENERAL NOTES

- THE CONTRACTOR, SUBCONTRACTOR, SUPPLIER, ECT. SHALL VERIFY ALL DIMENSIONS, CONDITIONS AT JOB SITE, PLANS, SPECIFICATIONS, ECT.
- STRUCTURAL FEATURES NOT DETAILED ON THESE PLANS WILL BE ADDRESSED BY THE ENGINEER AS CONSTRUCTION PROGRESSES.
- ALL WRITTEN DIMENSIONS ON THESE DRAWINGS TAKE PRECEDENCE OVER SCALED DIMENSIONS.
- ALL CONSTRUCTION MUST COMPLY WITH THE FLORIDA BUILDING CODE (FBC) 2020, RESIDENTIAL, FBC 2020 PLUMBING CODE, FBC 2020 MECHANICAL CODE, FBC 2020 ENERGY CONSERVATION, AND THE NEC (NFPA 70) 2017 EDITION.
- RESIDENCE LOCATED IN NEGLIGIBLE WEATHERING AREA, AND IN VERY HEAVY TERMITE INFESTATION AREA PER FRC 301.

ADDITIONAL NOTES

- INTERIOR TO BE 1/2" DRYWALL FINISH.
- ALL INTERIOR GYPSUM BOARD TO BE MIN. 1/2" THICK WITH (13 GAGE, 1 3/8" LONG, 19/64" HEAD ; 0.086" DIAMETER, 1 1/2" LONG, ANNULAR-RINGED SD COOLER NAIL, 1 5/8" LONG, 5/64" HEAD; OR GYPSUM BOARD NAIL, 0.086" DIAMETER, 1 5/8" LONG, 9/32" HEAD) SPACED AT 7" O.C. FOR NAILS AND 12" O.C. FOR SCREWS.
- WALLS AT SHOWER TO BE TILE. PROVIDE CEMENT, FIBER-CEMENT OR GLASS MAT GYPSUM BACKERS IN COMPLIANCE WITH ASTM C 1288, C 1325, C 1178, OR C 1278 AND INSTALLED IN ACCORDANCE WITH MANUFACTURERS' RECOMMENDATIONS AS BACKERS FOR WALL TILE IN TUB AND SHOWER AREAS AND WALL PANELS IN SHOWER AREAS. (PER FRC 702.4.1 & FRC 702.4.2).
- WALL AND CEILING FINISHES SHALL HAVE A SMOKE-DEVELOPED INDEX OF NOT GREATER THAN 450.
- WALL AND CEILING FINISHES SHALL HAVE A FLAME-SPREAD CLASSIFICATION OF NOT GREATER THAN 200.
- ALL EXPOSED INSULATION MATERIALS INSTALLED ON ATTIC FLOORS SHALL HAVE A CRITICAL RADIANT FLUX NOT LESS THAN 0.12 WATT PER SQUARE CENTIMETER. EXPOSED FOAM PLASTIC INSULATION MATERIALS EXPOSED TO THE UNDERSIDE OF THE ROOF DECK OR ON THE ATTIC WALLS SHALL COMPLY WITH SECTION FRC318.
- PER FRC 702.2.1 ALL GYPSUM BOARD MATERIALS AND ACCESSORIES SHALL CONFORM TO ASTM C 36, C 79, C 475, C 514, C 630, C 931, C 950, C 1002, C 1047, C 1177, C 1178, C 1278, C 1395, C 1398 OR C 1868 AND SHALL BE INSTALLED IN ACCORDANCE WITH THE PROVISIONS OF FRC, AND ADHESIVES FOR THE INSTALLATION OF GYPSUM BOARD SHALL CONFORM TO ASTM C 557
- INSULATION MATERIALS, INCLUDING FACINGS, SUCH AS VAPOR RETARDERS OR VAPOR PERMEABLE MEMBRANES INSTALLED WITHIN FLOOR-CEILING ASSEMBLIES, ROOF-CEILING ASSEMBLIES, WALL ASSEMBLIES, CRAWL SPACES AND ATTICS SHALL HAVE A FLAME SPREAD INDEX NOT TO EXCEED 25 WITH AN ACCOMPANYING SMOKE-DEVELOPED INDEX NOT TO EXCEED 450 WHEN TESTED IN ACCORDANCE WITH ASTM E 84 OR UL 723.

Building Department Product Approval Submittal Affidavit										
Permit #		Building Address: SEE PLAN				Contractor: TBD				
Opening Schedule : Swing doors, Overhead Doors, Sliding Doors, Fixed Glass, Windows & Skylights										
Opening ID	FL # or NOA #	Product	Model #	Manufacturer	Glass Description	Attachment Method Type, Size, Spacing & Embedment (DISTANCE FROM CORNER / DISTANCE O.C.)	Building Design Pressure	Product Design Pressure		
SH WIND	FL# 22250.1	SINGLE HUNG	ES-EL100 ALUM	ES WINDOWS INC	IMPACT	1/4" X 1 3/8" MIN. EMBD. TC'S AT 6"	SEE ELEV	+60 / -70		
3068 SC DOOR	FL# 20468.1	SC DOOR	SMOOTH STAR	THERMA-TRU	N/A	1/4" X 1 1/4" MIN. EMBED. TAPCONS AT 6" / 14" O.C.	SEE ELEV	+/- 67		
3068 SC DOOR WITH 10R2 SL	FL# 20468.2	SC DOOR W/ SL	SMOOTH STAR	THERMA-TRU	IMPACT	1/4" X 1 1/4" MIN. EMBED. TAPCONS AT 6" / 14" O.C. AND 3" & 7" EACH SIDE OF MEETING RAIL TOP AND BOTTOM	SEE ELEV	+/- 50		
OHD	FL# 16546.4	OVERHEAD DOOR	74W6	CLOPAY	N/A	5/16" X 1 5/8" LAG SCREWS (ONE PER BRACKET)	SEE ELEV	+36 / -42 PSF		
Product	Model #	Manufacturer		Attachment Method Type, Size, Spacing, Embedment & Stiffener etc.						
Roof	SHINGLES FL#10674.1	OWENS CORNING		PASTENERS FOR ASPHALT SHINGLES SHALL BE GALVANIZED STEEL, STAINLESS STEEL, ALUMINUM OR COPPER ROOFING NAILS. MINIMUM 1/2 GAUGE (0.105 INCH (2.67MM) SHANK WITH MINIMUM 3/8 INCH (9.52MM) DIAMETER HEAD, ASTM F 1607, #8 LENGTH TO PENETRATE THROUGH THE ROOFING MATERIALS AND A MINIMUM 3/4 INCH (19.05MM) INTO THE ROOF SHEATHING. WHERE THE ROOF SHEATHING IS LESS THAN 3/4 INCH (19.05MM) THICK, THE PASTENERS SHALL PENETRATE THROUGH THE SHEATHING PASTENERS SHALL COMPLY WITH ASTM F 1607 (8 PER SHINGLE)				Vult: 165mph	Vult: 194mph	
UNDERLAYMENT	WEATHER ARMOR SB-1	FL# 26482.2	APOC		Apply directly to the roof deck. Do not apply to shingles or other roof coverings. Start at the lowest point of the roof deck where possible. Overlap seams 3" minimum and endlaps 3" minimum. Peel half of the backing off the roll and apply firm, even pressure from the center to the outer edges. Remove the backing from the remaining half of the roll and apply pressure.				N/A	N/A
VERT. Mullions (2 SH 25)	ALUM 1X3 FL# 15984.1	ES WINDOWS INC		1/4" X 1 1/4" MIN. EMBED. TAPCON (4 PER CLIP)				SEE ELEV	+32/-53	
Hurricane Panels	N/A									
I have reviewed the above product approval information and approve it.										
Name: Paul Welch P.E. Certification Number: 29945										
ALL GLAZED EXTERIOR OPENINGS SHALL BE IMPACT RESISTANT.										



City of Fort Pierce Building Department
100 N. US 1, Ft. Pierce, FL 34950
(772) 460-2200 ext. 261 (fax) (772) 467-9836

Design Certification for Wind Load Compliance

This Certification is to be completed by the project design architect or engineer. This Certification must be submitted with all applications for building permit(s) involving the construction of new residences (single or multi-family), residential additions, accessory structures requiring a building permit, and any nonresidential structure. This Certification shall not apply to interior renovations (provided that no structural walls, columns or similar component are being affected) or certain other minor permits. For further assistance please contact the Permit Office at (772) 460-2200, ext. 261, 276, 231 or 274.

Project Name & Address	Office use only this side
KB CONSTRUCTION SPEC	Permit #
	Occ. Type
FORT PIERCE, FL	Const. Type

Certification Statement:

I certify that, to the best of my knowledge and belief, these plans and specifications have been designed to comply with the applicable structural portion of the building codes currently adopted and enforced by the City of Ft. Pierce. I also certify that structural elements depicted on these plans provide adequate resistance to the wind loads and forces specified by current code provisions.

Design Parameters and Assumptions Used: (please check or complete the appropriate box)

- Building Code Edition used (year, 2020 7th Edition FBC ASCE 7-16 Other _____
- Building Design is (check one) Enclosed Partially Enclosed Open Building
- Mean Roof Height: 15 Ft. Roof Pitch: 5 :12 Wind Speed Used in Design: 165 MPH Vult
- Wind Exposure Classification (Refer to Exposure Tables in ASCE 7): B
- Wind Velocity Pressure (Refer to ASCE Eq. 28.3-1 & 30.3.3): 25.0 PSF Components and Cladding 25.0 PSF
- Design Pressure on Exterior Faces of Structure (ASCE 30.4-1): Positive 29.4 PSF--and--Negative -39 PSF
- Importance / Use Factor (Obtain from ASCE Table 1.5-2): 1.0
- Risk Category (Obtain from FBC Table 1604.5): 2
- Applicable Internal Pressure Coefficients (Tbl 26.11-1 ASCE 7): 0.18
- Loads: Floor: N/A PSF Roof/Dead: 7 PSF Roof/Live: 20 PSF
- Were Shear Walls Considered for Structure? (Check one) Yes No (If No, attach explanation)
- Is a Continuous Load Path Provided? (Check one) Yes No (If No, attach explanation)
- Are Component and Cladding Details Provided? (Check one) Yes No (If No, attach explanation)
- Minimum Soil Bearing Pressure: 2500 PSF

Design Professional Certification:

As witnessed by my seal, I hereby certify that the information included with this certification is true and accurate, to the best of my knowledge and belief.

Name PAUL WELCH P.E. Certification No. 29945
(check one) Architect Engineer
Design Firm PAUL WELCH INC. Date 2/11/2023

THIS ELECTRONIC SIGNATURE ALONG WITH P.E. SEAL ON EACH SHEET CERTIFIES ALL SHEETS IN THIS FILE.

Paul Welch
Digitally signed by Paul Welch
Date: 2023.05.02 14:43:00 -04'00'



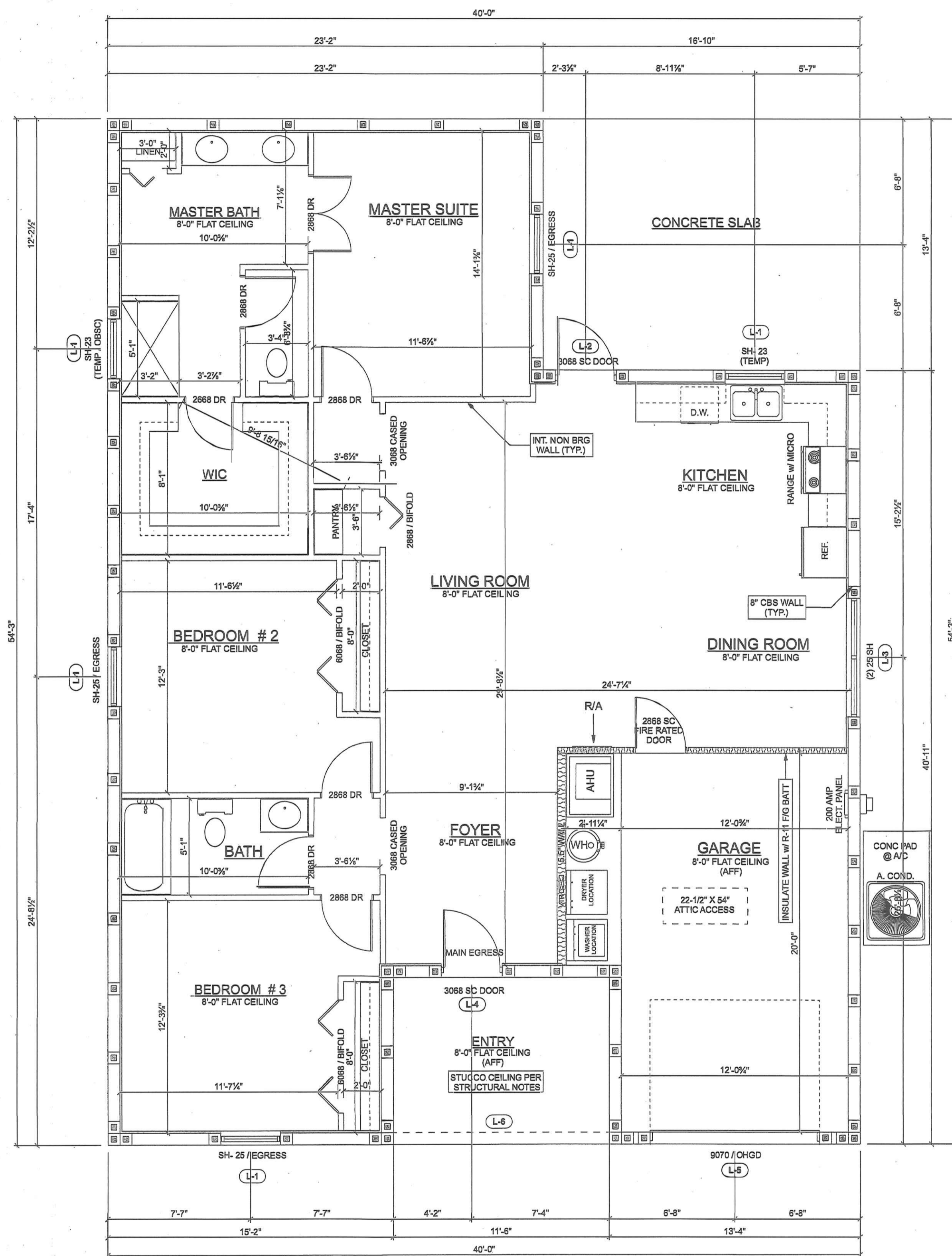
THIS ITEM HAS BEEN DIGITALLY SIGNED AND SEALED BY PAUL WELCH, P.E. ON 05/02/2023.

PRINTED COPIES OF THIS DOCUMENT ARE NOT CONSIDERED SIGNED & SEALED AND THE ELECTRONIC SIGNATURE MUST BE VERIFIED ON ANY ELECTRONIC COPIES.

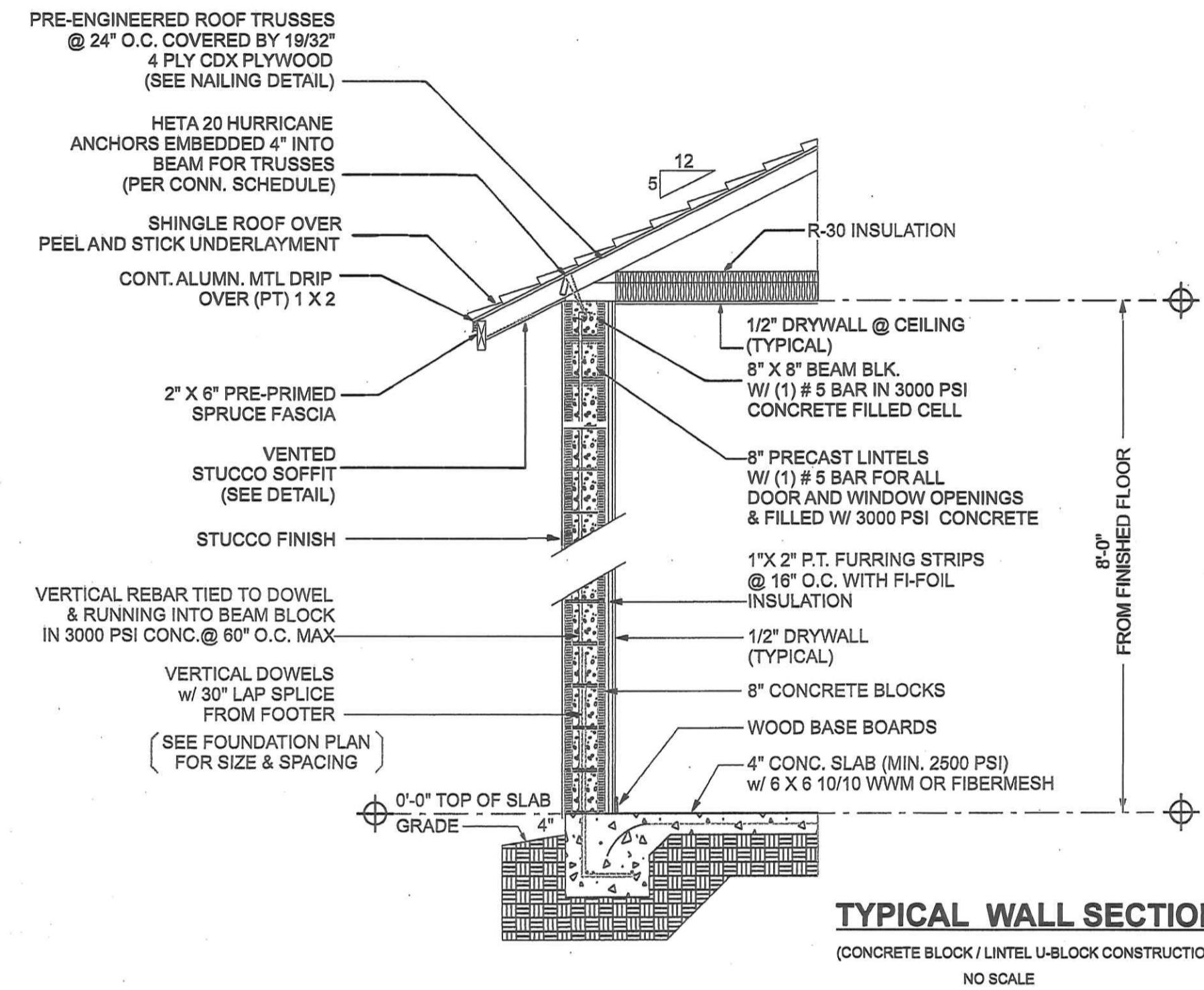
KIB CONSTRUCTION SPEC HOME
121 S. 11TH ST., FT. PIERCE, FL.
INDY: TT2 - 224 - 6371

SHEET NUMBER
A-1 OF
7

ENGINEER
PAUL WELCH INC.
MECHANICAL ELECTRICAL
CIVIL ENGINEERING
1894 SU BILTMORE ST., SUITE # 114
PORT SAINT LUCIE, FL 34984
PHONE : (772) 899-8888
EMAIL: PWELCHINC@AOL.COM
PAUL WELCH P.E.
FLORIDA REGISTRATION NO. 29945



FLOOR PLAN
1/4" = 1'



TYPICAL WALL SECTION
(CONCRETE BLOCK / LINTEL U-BLOCK CONSTRUCTION)
NO SCALE

LINTEL SCHEDULE

LINTEL #	LENGTH / TYPE	SAFE GRAVITY LOAD	APPLIED GRAVITY LOAD	SAFE UPLIFT LOAD	APPLIED UPLIFT LOAD	COMPOSITE BEAM
L-1	4'-6" 54" U-LINTELS	6133	1000	2724	600	SP16 1B-1T
L-2	4'-6" 54" RECESSED	5206	500	2525	250	SRF14 1B-1T
L-3	7'-6" 90" U-LINTELS	2661	1000	1634	850	SP16 1B-1T
L-4	5'-8" 68" RECESSED	4567	100 PLF	1960	100 PLF	SRF14 1B-1T
L-5	18'-6" 120" U-LINTELS	1533	500	514	250	SP16 1B-1T
L-6	12'-0" 144" U-LINTELS	1254	500	697	250	SP16 1B-1T

NOTE: WHEN LINTEL IS IN VARIOUS LOCATIONS, WORST CASE LOADING IS SHOWN
NOTE: PROVIDE "CASTCRETE" PRE-CAST CONCRETE LINTELS AS NOTED ON PLANS.

AREA TABULATIONS

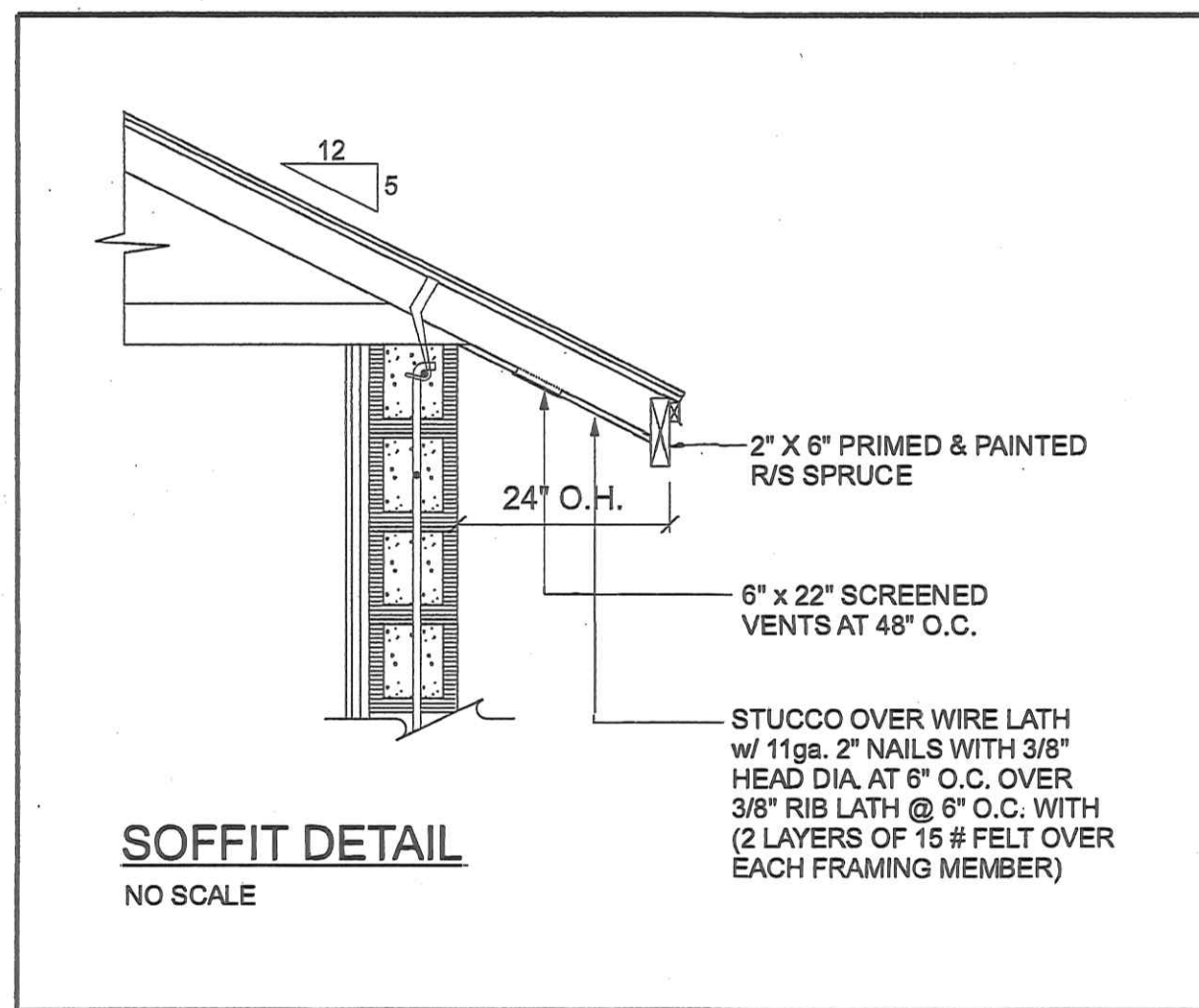
LIVING AREA	1542 S.F.
GARAGE	302 S.F.
ENTRY	101 S.F.
TOTAL	1945 S.F.

KIB CONSTRUCTION SPEC HOME
121 S. 11TH ST., FT. PIERCE, FL.
INDY: 112 - 224 - 6311



ENGINEER
PAUL WELCH INC.
MECHANICAL ELECTRICAL
CIVIL ENGINEERING
No. 29945
1984 SW BILTHORE ST., SUITE # 14
FORT SAINT LUCIE, FL 34984
PHONE: (112) 995-9888
EMAIL: PWELCH@AOL.COM
PAUL WELCH P.E.
FLORIDA REGISTRATION NO. 29945

SHEET NUMBER
A-2 OF
1

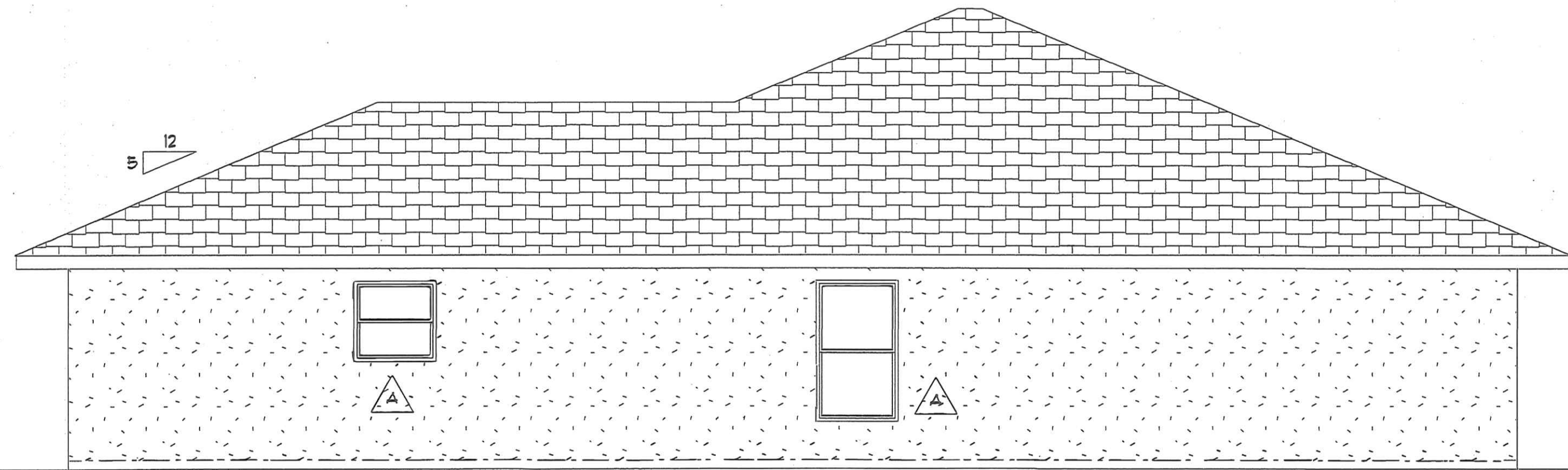


CALCULATE ATTIC VENTILATION

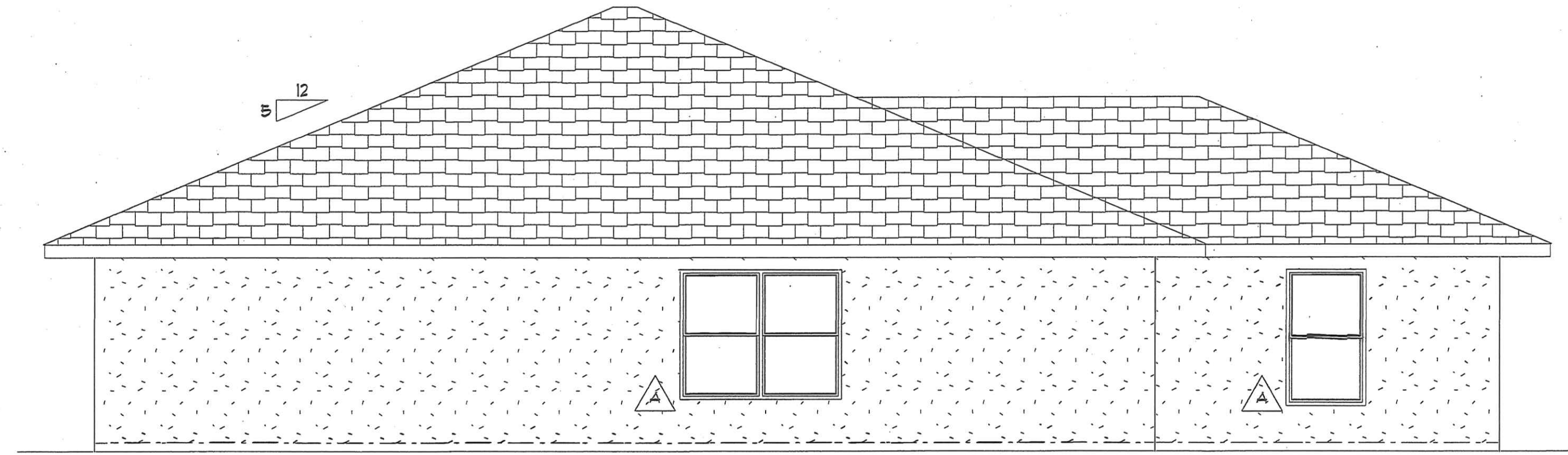
CEILING = 1945 SQ. FT.
 1945 / 150 = 12.9 REQUIRED VENTILATION
 188 L.F. OF 6" X 22" VENTS @ 48" O.C. = 43.08 SF / 2
 = 21.5 SF AVAILABLE FOR CROSS VENTILATION
 21.5 SQ. FT. > 12.9 SQ. FT. ; VENTILATION O.K.
 USE 6" X 22" VENTS AT 48" O.C.

DESIGN PRESSURES FOR ELEVATIONS

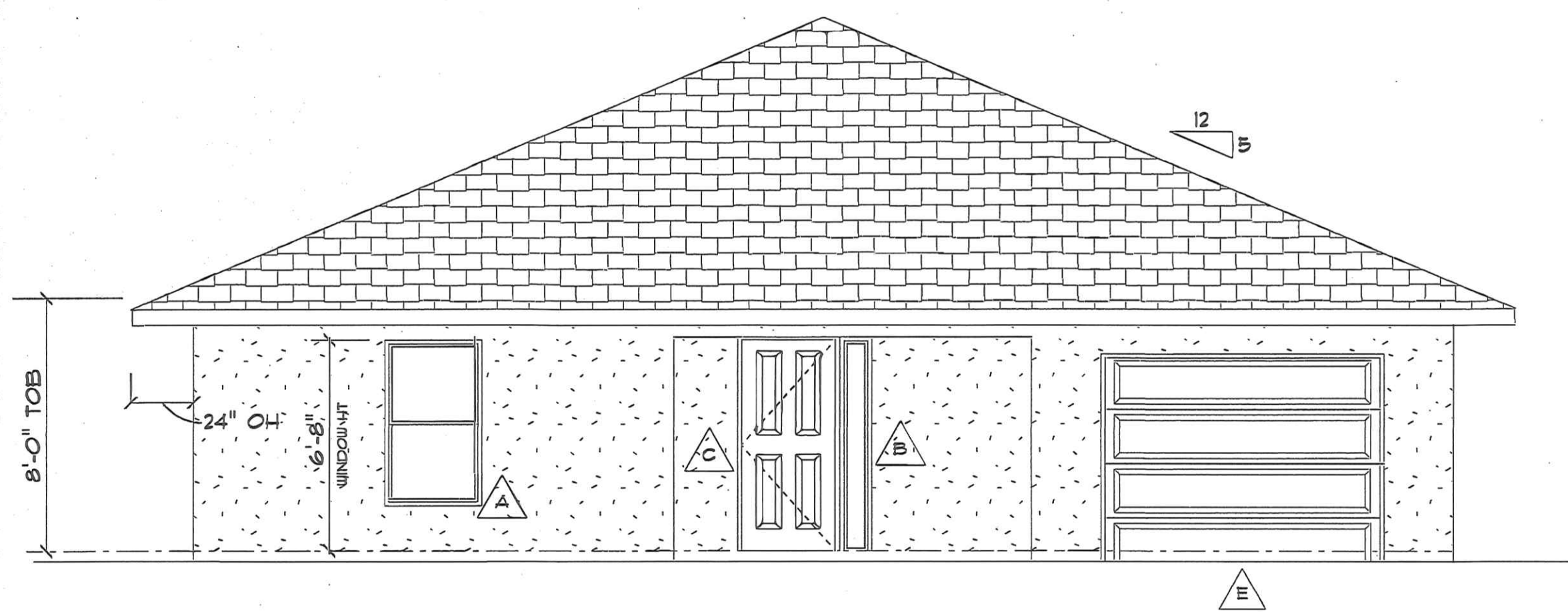
A. 10 SQ. FT. INTERIOR ZONE (4)	+ 29.4 - -31.9
B. 10 SQ. FT. END ZONE (5)	+ 29.4 - -39.4
C. 20 SQ. FT. INTERIOR ZONE (4)	+ 29.3 - -31.8
D. 20 SQ. FT. END ZONE (5)	+ 29.3 - -39.1
E. 20 SQ. FT. END ZONE (5)	+ 28.1 - -37.9



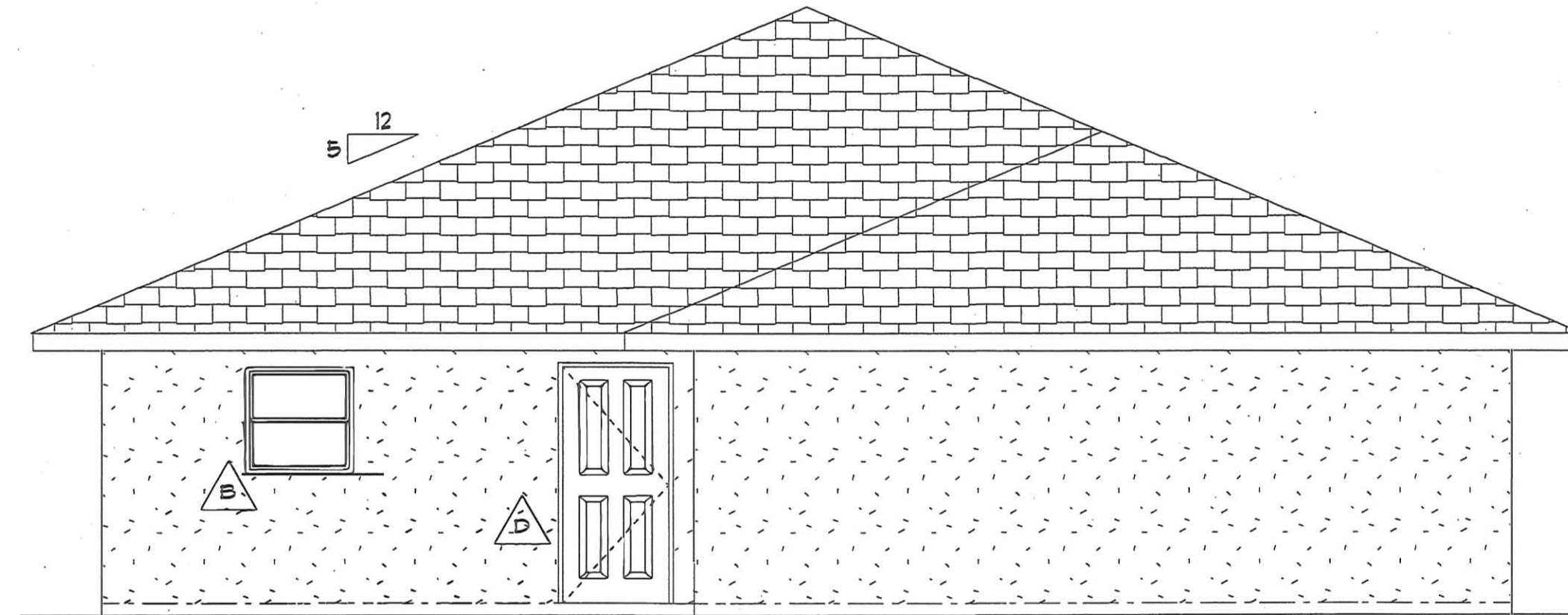
LEFT ELEVATION
1/4" = 1'



RIGHT ELEVATION
1/4" = 1'




FRONT ELEVATION
1/4" = 1'



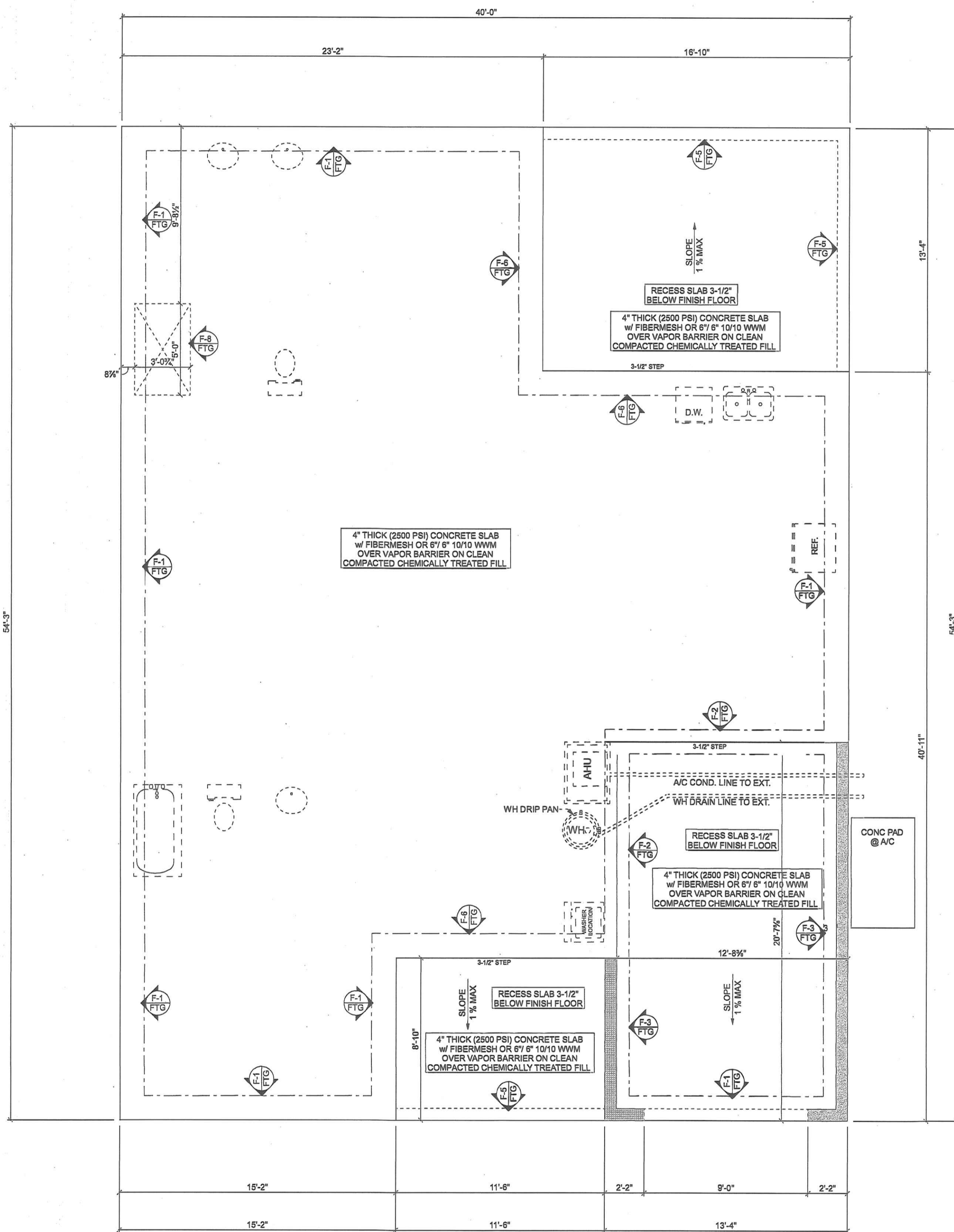
REAR ELEVATION
1/4" = 1'

KIB CONSTRUCTION SPEC HOME
 121 S. 11TH ST., FT. PIERCE, FL.
 INDY: T12 - 224 - 6311



ENGINEER
 PAUL WELCH INC.
 MECHANICAL ELECTRICAL
 CIVIL ENGINEERING
 1084 SW BILTMORE ST., SUITE # 114
 PORT SAINT LUCIE, FL 34984
 PHONE : (352) 769-5688
 EMAIL: PWELCH@AOL.COM
 PAUL WELCH P.E.
 FLORIDA REGISTRATION NO. 29945

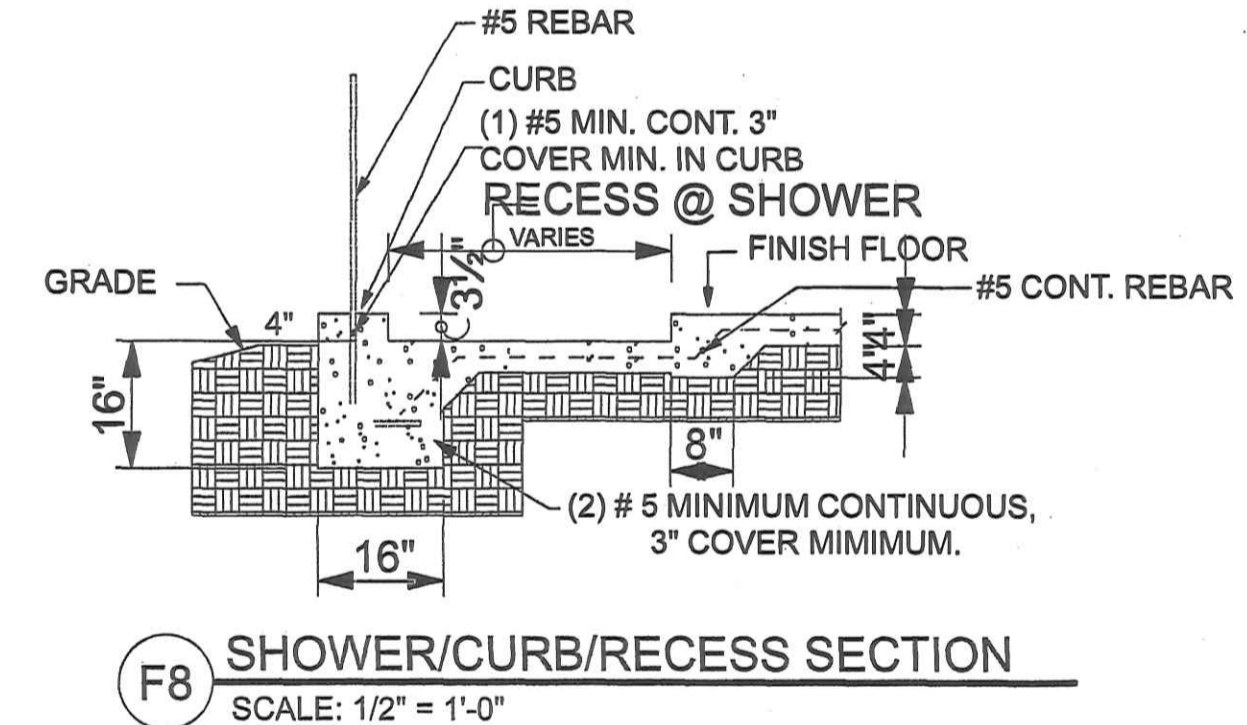
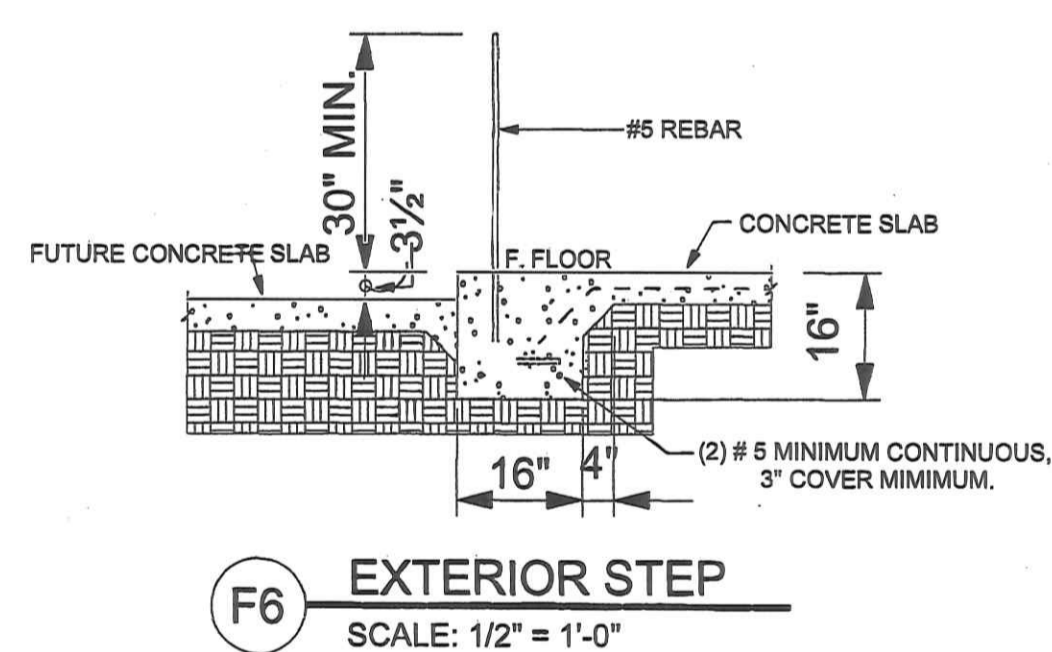
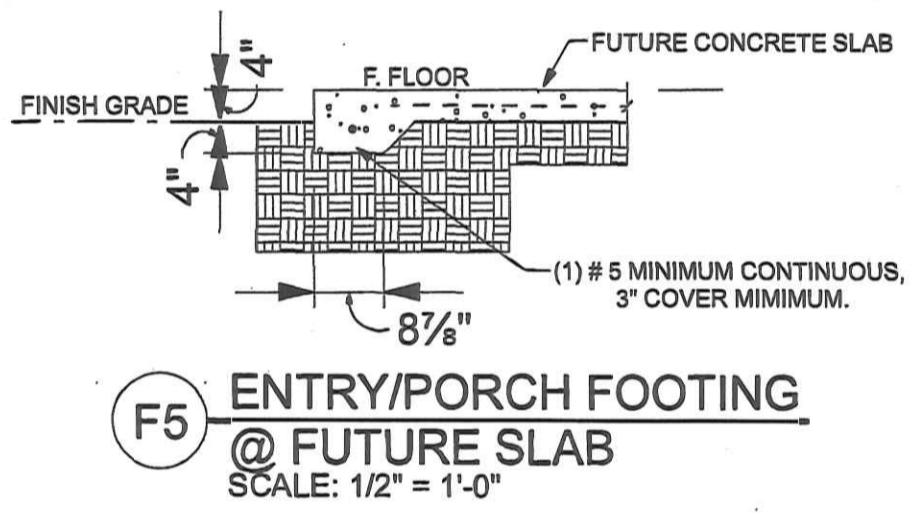
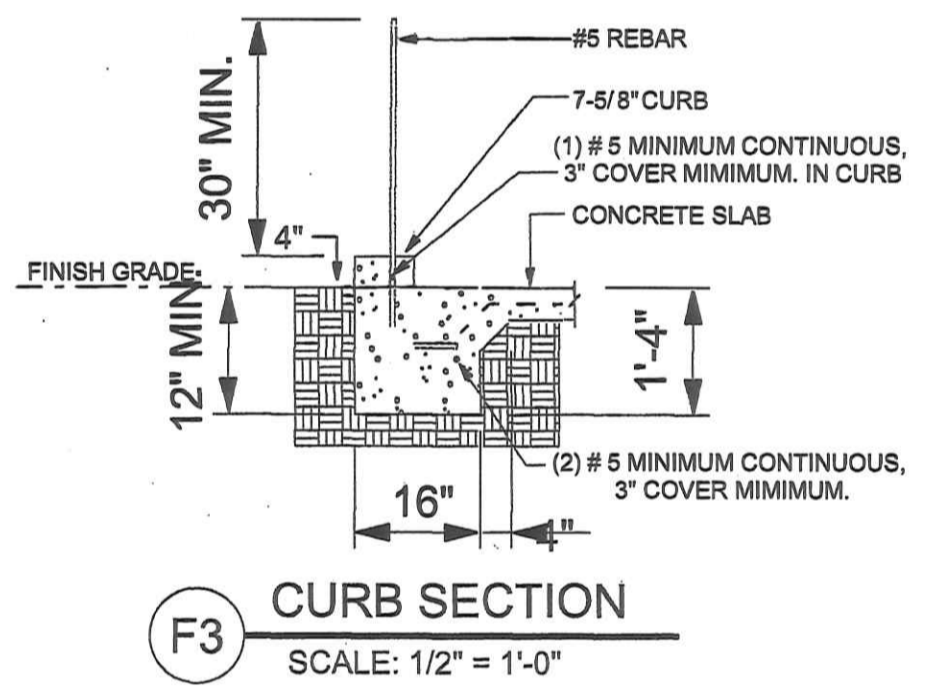
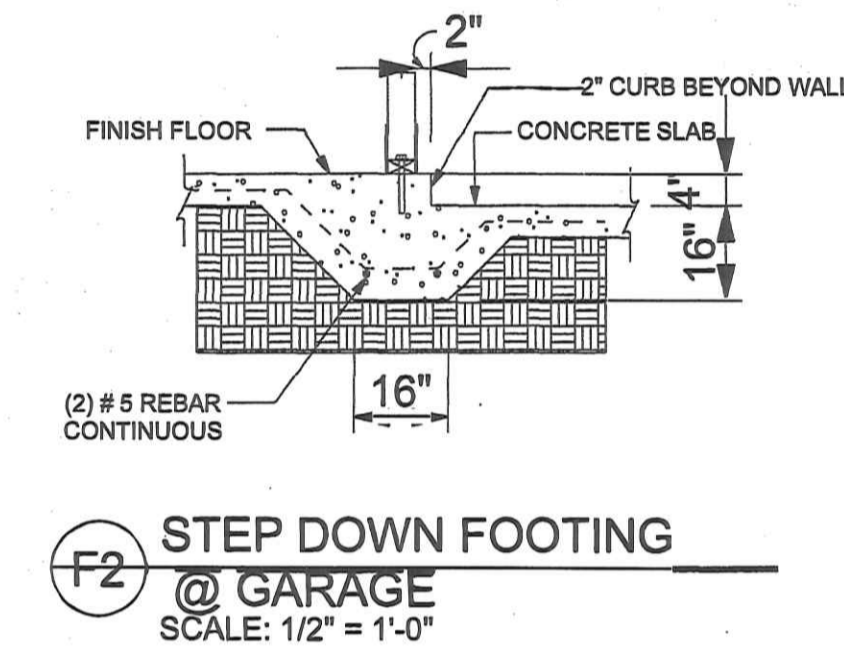
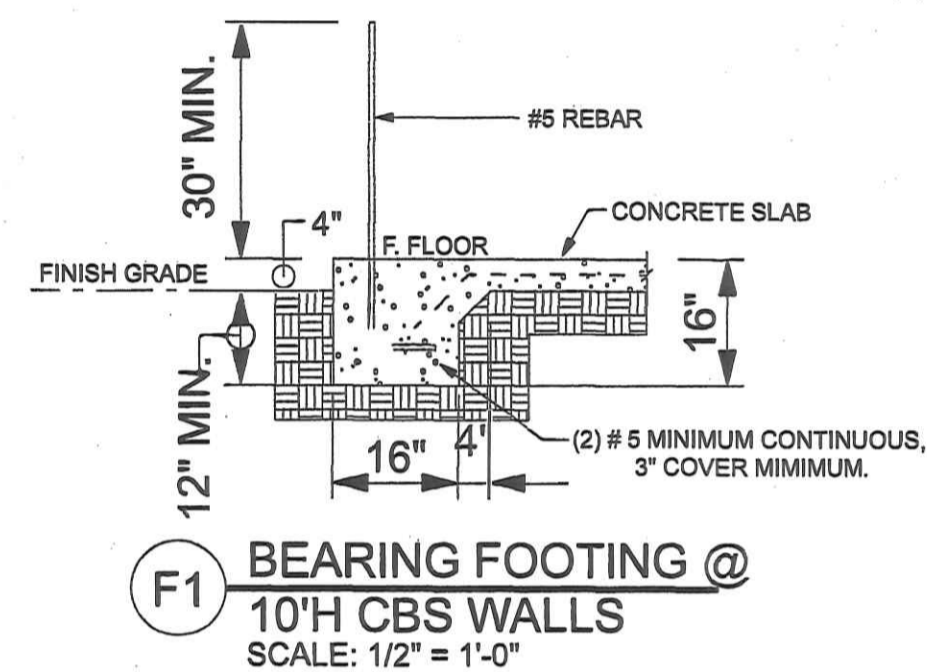
SHEET NUMBER
A-3 OF
 7




FOUNDATION PLAN
1/4" = 1'

GARAGES FLOOR SURFACE

- 1) GARAGE FLOOR SURFACES SHALL BE OF APPROVED NONCOMBUSTIBLE MATERIAL.
- 2) THE AREA OF FLOOR USED FOR PARKING OF AUTOMOBILES OR OTHER VEHICLES SHALL BE SLOPED TO FACILITATE THE MOVEMENT OF LIQUIDS TO A DRAIN OR TOWARD THE MAIN VEHICLE ENTRY DOORWAY.



KIB CONSTRUCTION SPEC HOME
121 S. 11TH ST., FT. PIERCE, FL.
INDY: TT2 - 224 - 6311



ENGINEER
PAUL WELCH INC.
MECHANICAL ELECTRICAL
CIVIL ENGINEERING
1884 80 BILTMORE ST., SUITE # 114
PORT SAINT LUCIE, FL 34984
PHONE: (772) 783-8688
EMAIL: PWELCH@AOL.COM
PAUL WELCH P.E.
FLORIDA REGISTRATION NO. 29945

SHEET NUMBER
A-4 OF
7

TOE-NAIL SINGLE SHEAR VALUES PER NDS 2001 (lb/nail)

DIAM.	SP	DF	HF	SPF	SPF-S
.131	.88	80.6	69.9	68.4	69.7
.135	83.5	85.6	74.2	72.6	63.4
.162	108.8	99.6	86.4	84.5	73.8
3.25" LONG					
.128	74.2	67.9	58.9	57.6	60.3
.131	75.9	69.5	60.3	59.0	61.1
.148	81.4	74.5	64.6	63.2	62.5

VALUES SHOWN ARE CAPACITY PER TOE-NAIL APPLICABLE DURATION OF LOAD INCREASES MAY BE APPLIED.
EXAMPLE:
(3) 16d NAILS (.162" DIAM. X 3.5") WITH SPF SPECIES BOTTOM CHORD.

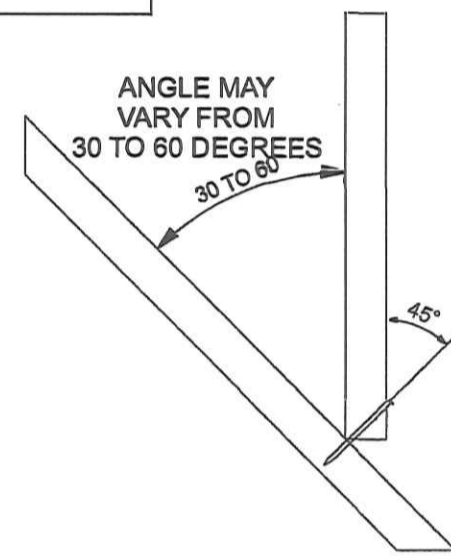
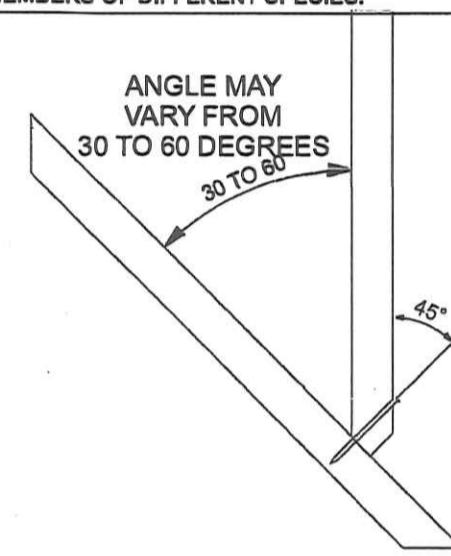
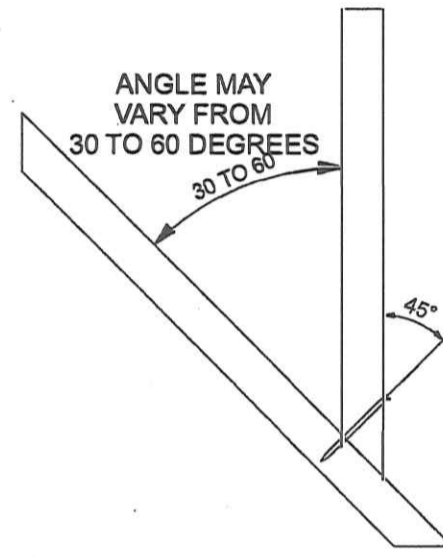
FOR LOAD DURATION INCREASE OF 1.15:
3 NAILS X 84.5 (lb/nail) X 1.15 (DOL) = 281.5 lb MAXIMUM CAPACITY

VIEWS SHOWN ARE FOR ILLUSTRATION PURPOSES ONLY

THIS DETAIL APPLICABLE TO THE THREE END DETAILS SHOWN BELOW

NOTES

- TOE-NAILS SHALL BE DRIVEN AT AN ANGLE OF 45 DEGREES WITH THE MEMBER AND MUST HAVE FULL WOOD SUPPORT. (NAIL MUST BE DRIVEN THROUGH AND EXIT THE BACK CORNER OF THE MEMBER END AS SHOWN)
- THE END DISTANCE, EDGE DISTANCE, AND SPACING OF NAILS SHALL BE SUCH AS TO AVOID UNUSUAL SPLITTING OF THE WOOD.
- ALLOWABLE VALUE SHALL BE THE LESSER VALUE OF THE TWO SPECIES FOR MEMBERS OF DIFFERENT SPECIES.



TOE-NAIL SINGLE SHEAR VALUES PER NDS 2005 (lb/nail)

DIAM.	SP	DF	HF	SPF	SPF-S
.131	88.1	80.6	69.9	68.4	69.7
.135	93.5	85.6	74.2	72.6	63.4
.162	118.3	108.3	93.9	91.9	80.2
3.25" LONG					
.128	84.1	76.9	66.7	65.3	67.0
.131	85.1	80.6	69.9	68.4	69.7
.148	106.6	97.6	84.7	82.8	72.3
3.0" LONG					
.120	73.9	67.6	58.7	57.4	60.1
.128	84.1	76.9	66.7	65.3	67.0
.131	88.1	80.6	69.9	68.4	69.7
.148	106.6	97.6	84.7	82.8	72.3

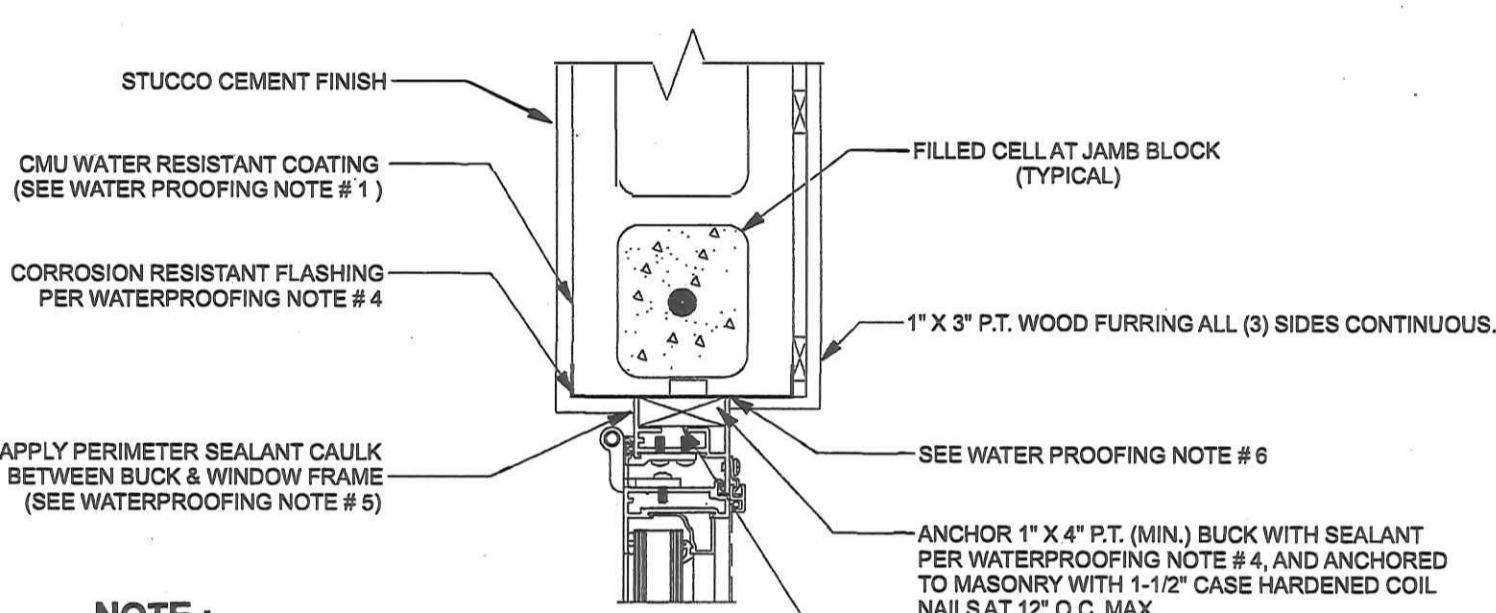
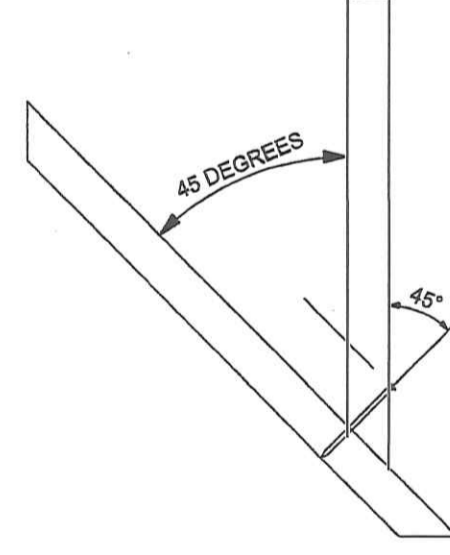
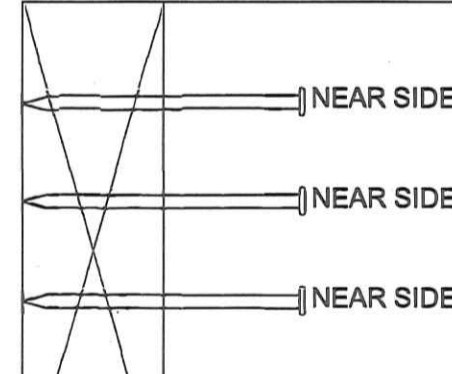
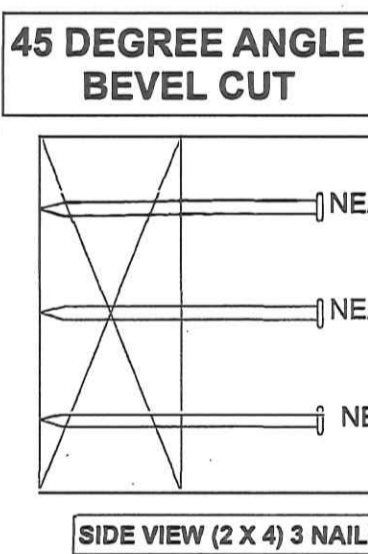
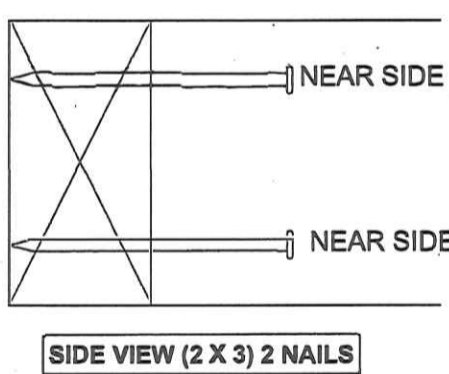
VALUES SHOWN ARE CAPACITY PER TOE-NAIL APPLICABLE DURATION OF LOAD INCREASES MAY BE APPLIED.
EXAMPLE:
(3) 16d NAILS (.162" DIAM. X 3.5") WITH SPF SPECIES BOTTOM CHORD.

FOR LOAD DURATION INCREASE OF 1.15:
3 NAILS X 91.9 (lb/nail) X 1.15 (DOL) = 317.0 lb MAXIMUM CAPACITY

VIEWS SHOWN ARE FOR ILLUSTRATION PURPOSES ONLY

NOTES

- TOE-NAILS SHALL BE DRIVEN AT AN ANGLE OF 30 DEGREES WITH THE MEMBER AND STARTED 1/3 THE LENGTH OF THE NAIL FROM THE MEMBER END AS SHOWN.
- THE END DISTANCE, EDGE DISTANCE, AND SPACING OF NAILS SHALL BE SUCH AS TO AVOID UNUSUAL SPLITTING OF THE WOOD.
- ALLOWABLE VALUE SHALL BE THE LESSER VALUE OF THE BOTTOM CHORD SPECIES FOR MEMBERS OF DIFFERENT SPECIES.

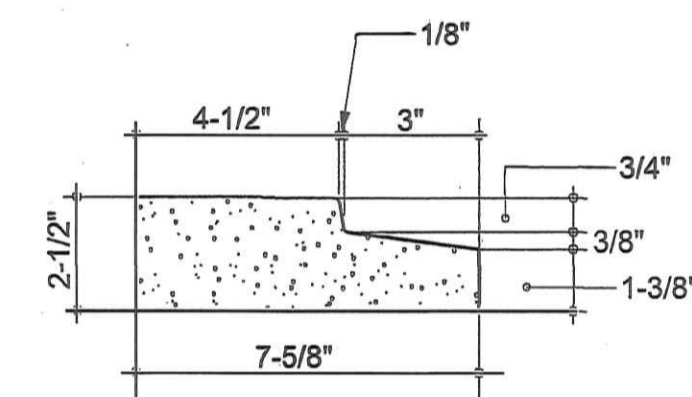


NOTE:
WINDOW FRAME SHOULD BE COMPLETELY SEATED ON THE BUCK. IN NO INSTANCE SHALL THE FRAME OVERHANG THE BUCK.

WINDOW HEADER AND JAMB TYPICAL BUCK DETAIL. NO SCALE

NOTE:

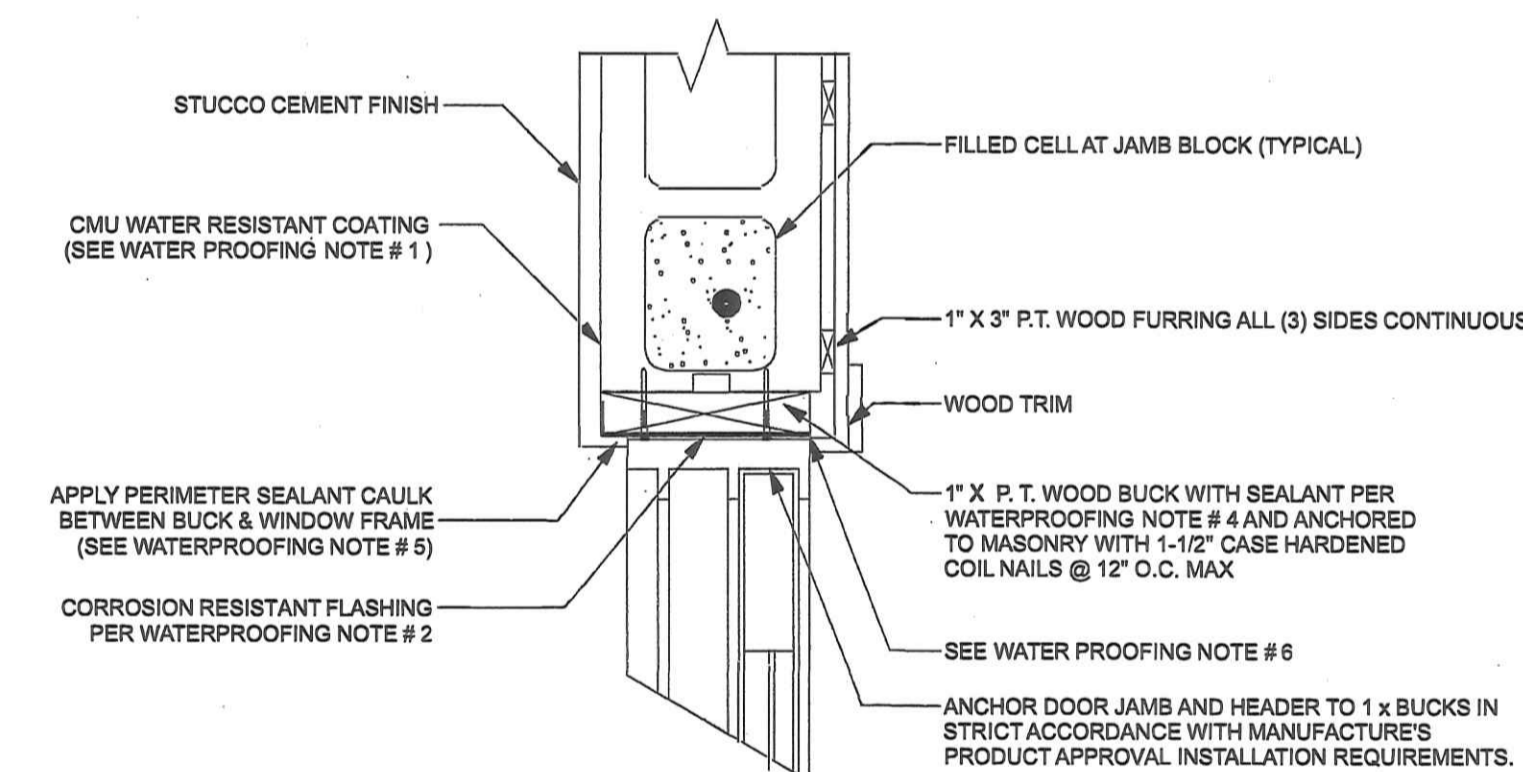
TAPCONS TO BE INSTALLED THRU BUCK INTO MASONRY W/ MIN. 1-1/4" EMBEDMENT PER PRODUCT APPROVAL PER FBC 1715.5.4.3 BUCKS MUST COVER ENTIRE DEPTH OF JAMBS.



NOTE:
PRECAST CONCRETE WIND RESISTANT FLUSH SILL AS MANUFACTURED BY CAST-CRETE (OR EQUAL)

PRECAST CONCRETE WINDOW SILL DETAIL

NO SCALE

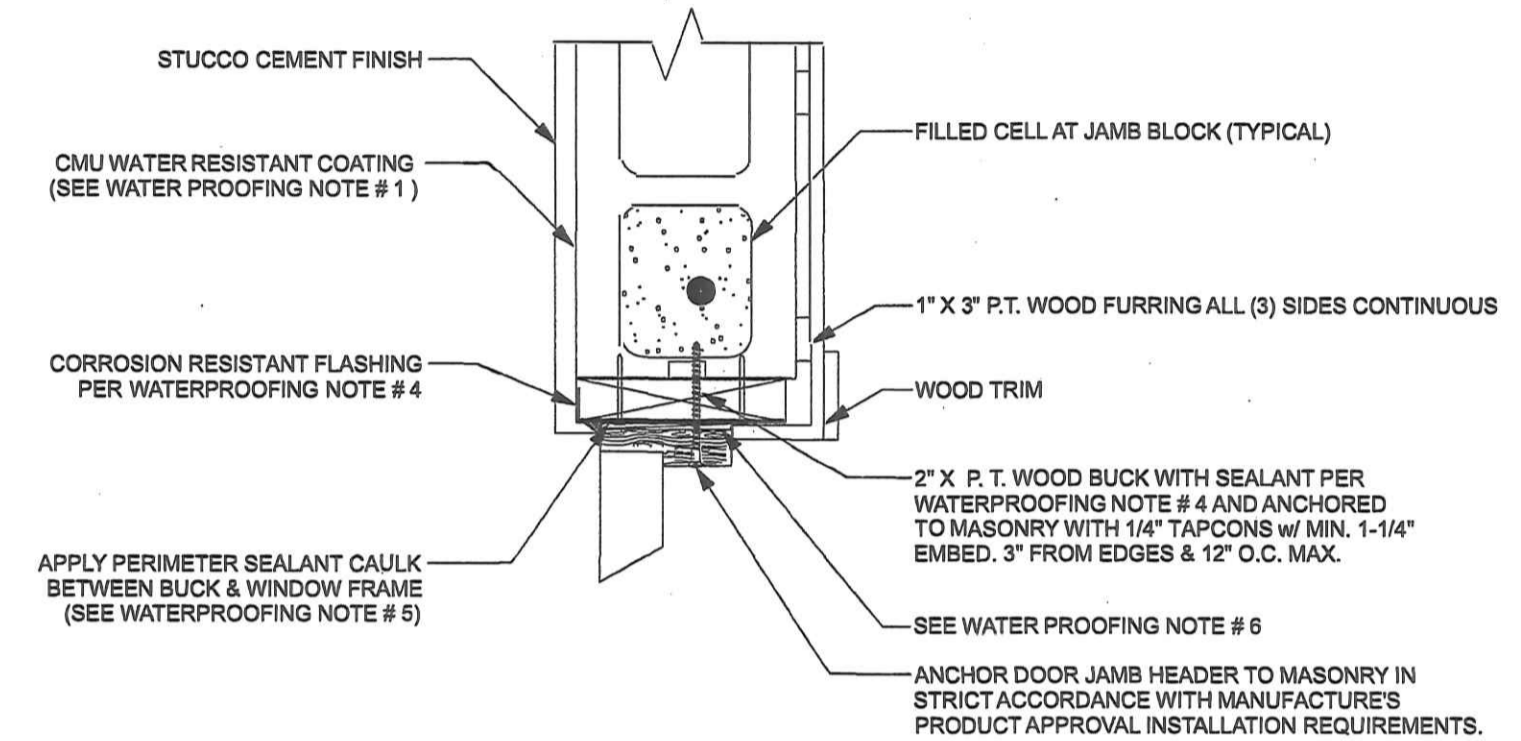


SLIDING GLASS DOOR BUCK DETAIL

NO SCALE

NOTE:

WINDOW AND DOOR FENESTRATIONS IN ACCORDANCE WITH FBC R703.4 (1.2) AS PER DETAILS PROVIDED



EXTERIOR DOOR BUCK DETAIL

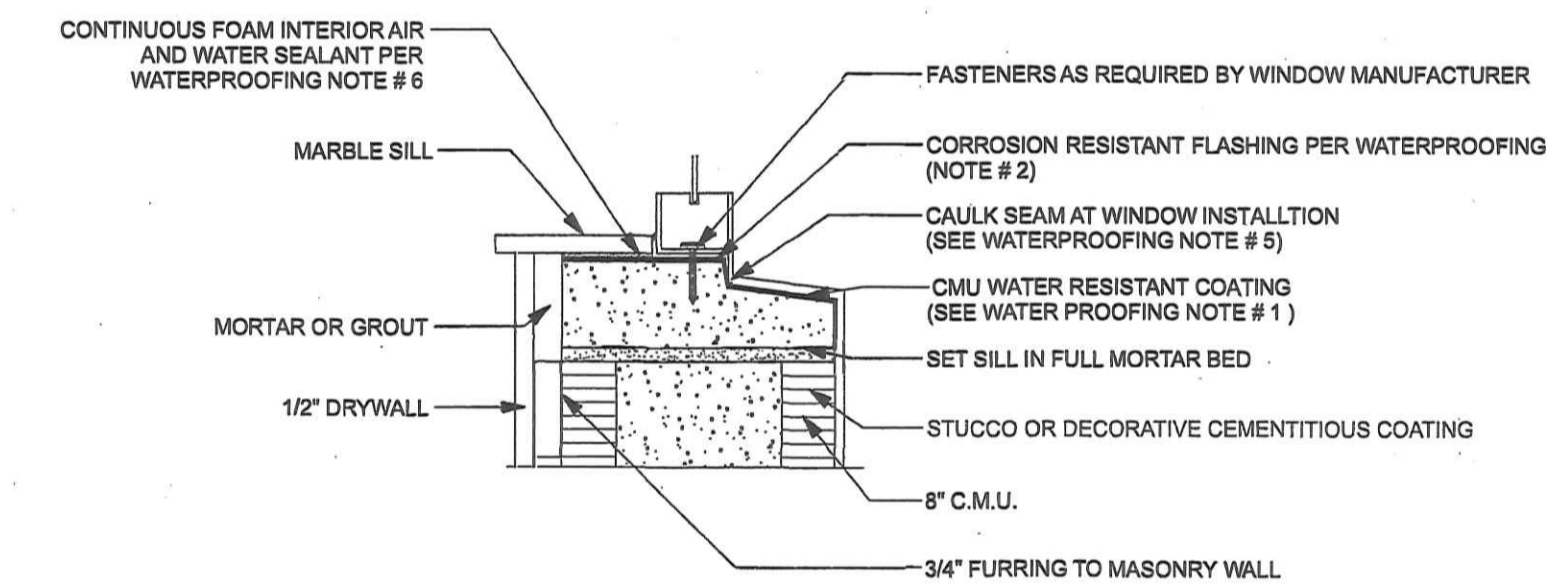
NO SCALE

NOTE:

TAPCONS TO BE INSTALLED THRU BUCK INTO MASONRY W/ MIN. 1-1/4" EMBEDMENT PER PRODUCT APPROVAL PER FBC 1715.5.4.3 BUCKS MUST COVER ENTIRE DEPTH OF JAMBS.

NOTE:


BUCK 2" X 6" P.T. RIPPED DOWN TO 2" X 4-1/8" P.T. W/ 3/16" TAPCONS 1-1/4" MIN. EMB. 4-1/2" O.C. W/ # 10 SCREWS, PER PRODUCT APPROVAL.



WATERPROOFING NOTES:


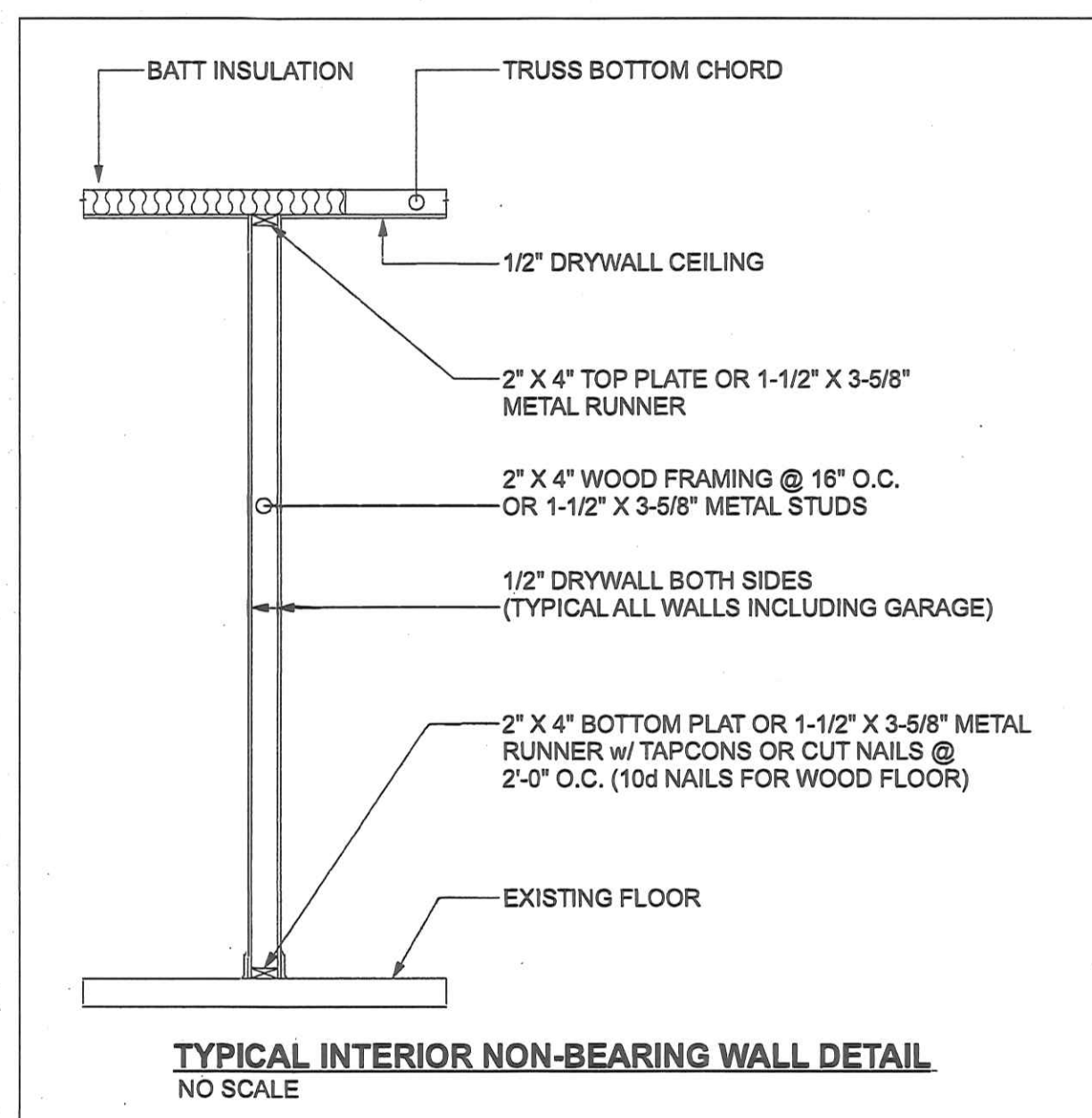
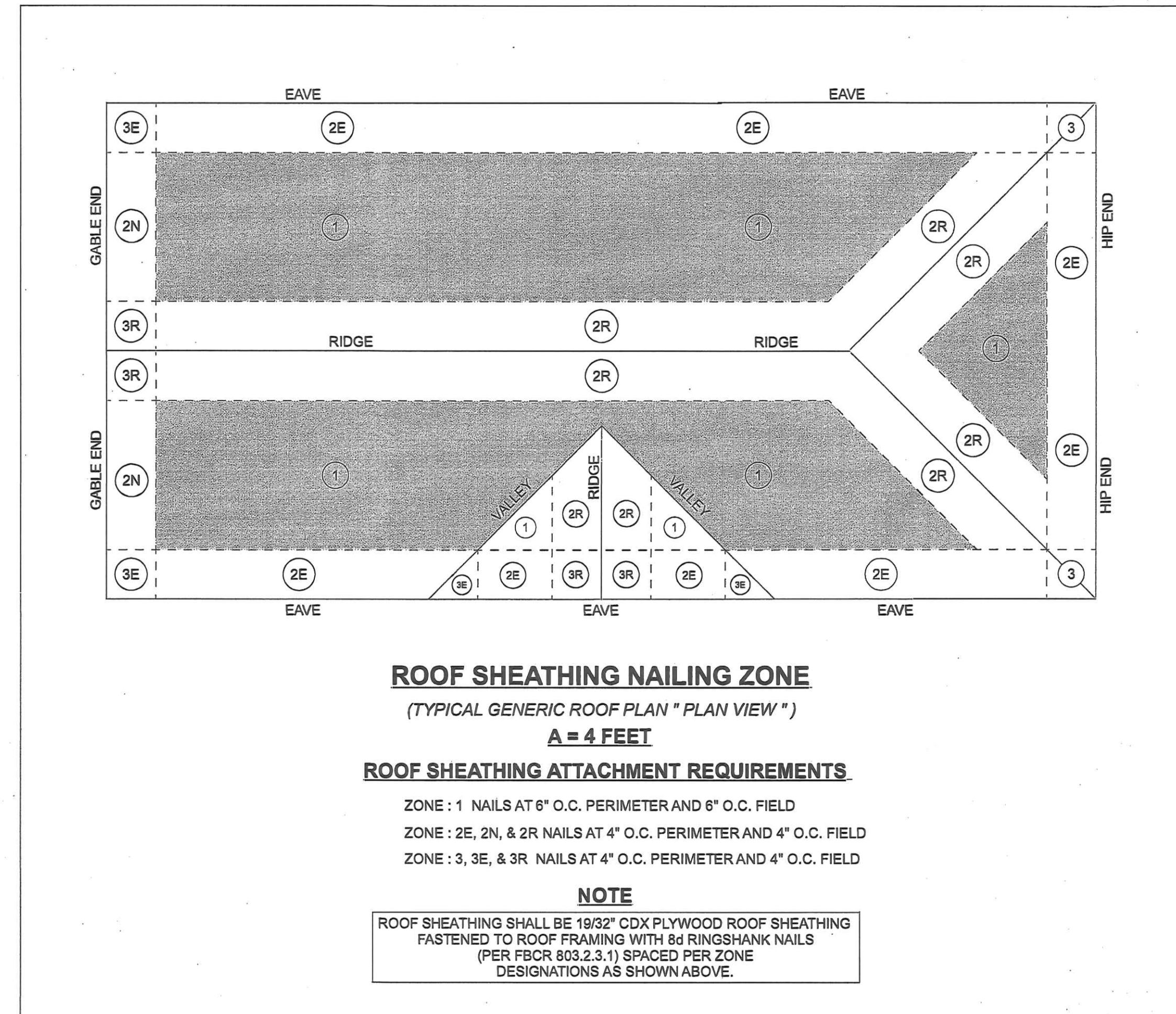
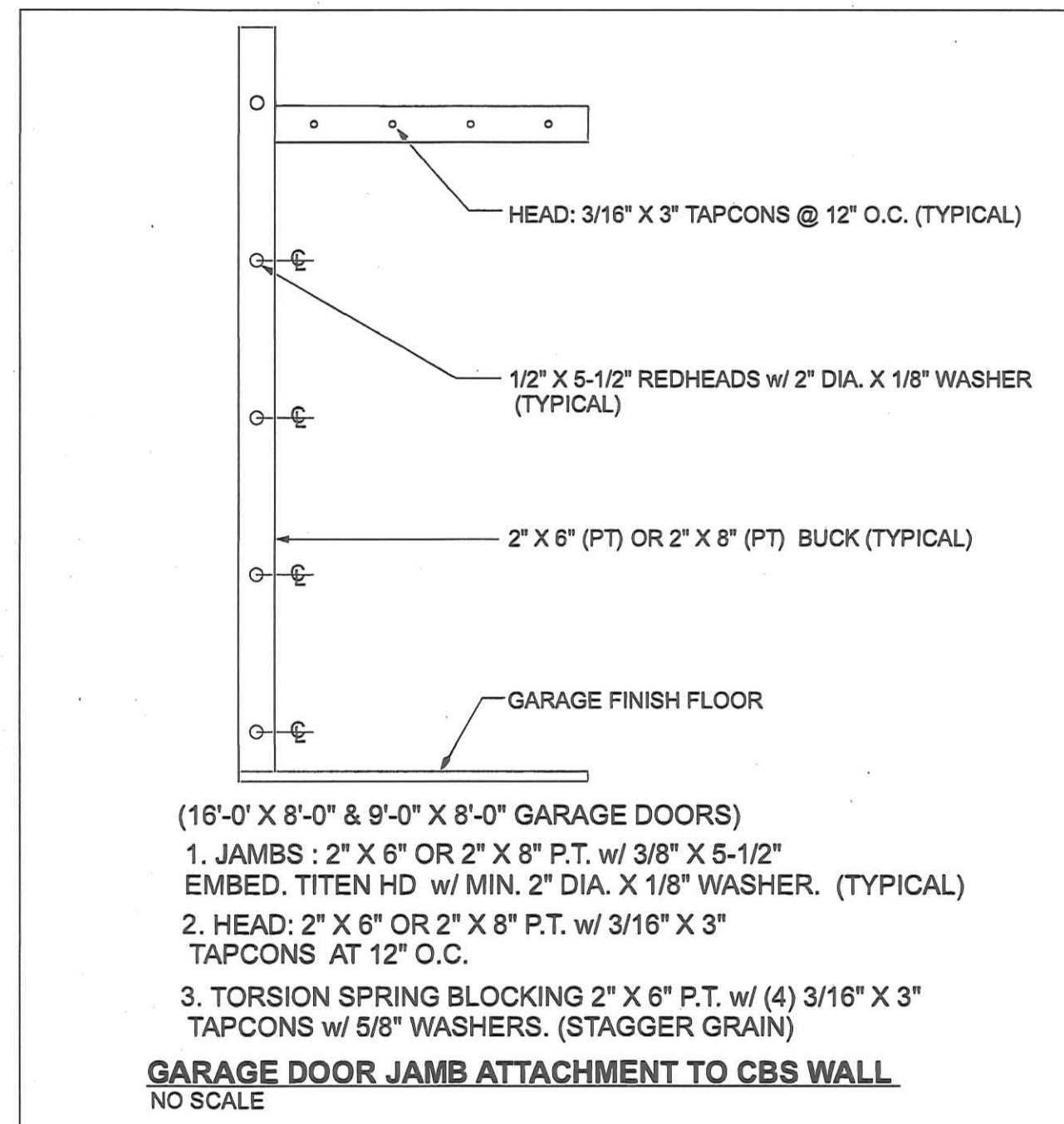
- PRIOR TO BUCK INSTALLATION TREAT THE MASONRY OPENING WITH A CMU WATER RESISTANT COATING TO SEAL THE WINDOW / DOOR CAVITY TO PREVENT IT FROM ABSORBING WATER. THE CMU WATER RESISTANT COATING SHALL BE APPLIED IN ACCORDANCE WITH THE MANUFACTURER'S RECOMMENDATIONS. THE APPLICATION OF THE CMU WATER RESISTANT COATING SHALL INCLUDE THE ENTIRE SURROUND OF THE OPENING (SILLS, JAMBS, HEAD) AND RETURN WALLS OF THE OPENING 8" MINIMUM EACH DIRECTION. ALL CMU WATER RESISTANT COATINGS SHALL BE INSTALLED PRIOR TO BUCK INSTALLATIONS. FBC R703.4 AAAMA-714
- INSTALL BUCKS SO THAT THERE ARE NO EDGE GAPS EXCEEDING 1/8" BETWEEN BUCK AND MASONRY.
- PRIOR TO BUCK INSTALLATION APPLY 3/8" NOMINAL DIAMETER BEAD OF SEALANT BETWEEN THE BUCK AND THE MASONRY TO PREVENT THE PASSAGE OF LIQUID BEHIND THE BUCK. COMPLETELY SEAL THE ENTIRE END OF THE WOOD BUCKS WITH SEALANT TO RESTRICT THE PASSAGE OF LIQUID THROUGH THE CUT ENDS AND THE ENTIRE EXTERIOR FACE AND RETURN SURFACE OF THE BUCK SHALL BE COATED WITH A LIQUID APPLIED WATER RESISTIVE COATING / SEALANT.
- PROVIDE PAN FLASHING AT THE SILL OF WINDOW AND DOOR OPENINGS. PAN FLASHING SHALL BE SEALED OR SLOPED IN A MANNER TO DIRECT WATER TO THE SURFACE OF THE EXTERIOR WATER RESISTIVE BARRIER FOR SUBSEQUENT DRAINAGE. INCORPORATE PAN FLASHING AT HEAD AND SILL AS WELL. PAN FLASHING SHALL BE CORROSION RESISTANT. (OPTIONAL, NOT REQUIRED)
- PROVIDE CONTINUOUS 3/8" BEAD OF SEALANT ON WINDOW / DOOR FRAMES AT ALL PERIMETER ON FRONT AND BACK SURFACE PRIOR TO WINDOW / DOOR INSTALLATION.
- AFTER WINDOW / DOOR INSTALLATION PROVIDE FOAM SEALANT BETWEEN THE BUCK (OR PRECAST SILL) AND THE WINDOW / DOOR TO ENSURE A WATER RESISTANT INTERIOR AIR SEAL AROUND THE ENTIRE PERIMETER.

KIB CONSTRUCTION SPEC HOME
727 S. 11TH ST., FT. PIERCE, FL.
INDY: T12 - 224 - 6371



ENGINEER
PAUL WELCH INC.
MECHANICAL ELECTRICAL
CIVIL ENGINEERING
1884 60 BILTMORE ST., SUITE # 114
PORT SAINT LUCIE, FL 34984
PHONE: (772) 885-8988
EMAIL: PWELCH@AOL.COM
PAUL WELCH P.E.
FLORIDA REGISTRATION NO. 29945

SHEET NUMBER
A-5 OF
7



ENGINEER
PAUL WELCH INC.
MECHANICAL & ELECTRICAL
CIVIL ENGINEERING
1884 SW BILTMORE ST., SUITE # 114
PORT SAINT LUCIE, FL 34984
PHONE : (772) 789-9688
EMAIL: PWELCHINC@AOL.COM
PAUL WELCH P.E.
FLORIDA REGISTRATION NO. 29945

KIB CONSTRUCTION SPEC HOME
121 S. 11TH ST., FT. PIERCE, FL.
INDY: T12 - 224 - 6371

SHEET NUMBER
A-6 OF
7

KIB CONSTRUCTION SPEC HOME
121 S. 11TH ST., FT. PIERCE, FL.
INDY: T12 - 224 - 6311

ENGINEER
MECHANICAL ELECTRICAL
PAUL WELCH INC.
CIVIL ENGINEERING
184 S. BILKHOE ST., SUITE # 114
PORT SAINT LUCIE, FL 34984
PHONE: (772) 885-9888
EMAIL: PWELCH@KIBCON.COM
FLORIDA REGISTRATION NO. 29945



ELECTRICAL NOTES

1) ALL ELECTRICAL WORK SHALL BE IN ACCORDANCE WITH THE NEC (NFPA 70) 2017 EDITION.
2) A MINIMUM OF 75% OF THE PERMANENTLY INSTALLED LIGHTING FIXTURES SHALL BE HIGH-EFFICACY LAMPS OR A MINIMUM OF 75% OF THE PERMANENTLY INSTALLED LIGHTING FIXTURES SHALL CONTAIN ONLY HIGH-EFFICACY LAMPS. (LOW VOLTAGE LIGHTING SHALL NOT BE REQUIRED TO BE HIGH-EFFICACY LAMPS)
3) RECESSED LIGHTING SHALL BE SEALED TO LIMIT AIR LEAKAGE BETWEEN CONTIGNED AND UNCONTIGNED SPACES.
4) SMOKE DETECTORS TO BE 110V W/ BATTERY BACK UP - ARG FAULT CIRCUIT UNCONNECTED SPACES.
5) SMOKE DETECTORS TO BE INTERCONNECTED SO THAT ONE SMOKE DETECTOR ACTIVATES ALL SMOKE DETECTORS IN THE RESIDENCE.
6) PROVIDE BRANCH CIRCUIT AFCI PROTECTION FOR ALL CIRCUITS SERVING FAMILY ROOMS, DINING ROOMS, LIVING ROOMS, LIBRARIES, DEN'S, BEDROOMS, SUNROOMS, RECREATION ROOMS, CLOSETTS, HALLWAYS, OR SIMILAR ROOMS PER AFCI AND NEC REQUIREMENTS.
7) PROVIDE GROUND-Fault INTERRUPTER PROTECTION FOR ALL 125-VOLT, SINGLE-PHASE 15 AND 20 AMP CIRCUITS SERVING BATHROOMS, GARAGES, KITCHENS, ACCESSORY BUILDINGS, OUTDOORS, OR WITHIN 7' OF EDGE OF ANY SINK.
8) CARBON MONOXIDE DETECTORS TO BE INSTALLED WITHIN 10' OF ALL BEDROOMS.
9) EXHAUST FANS TO BE VENTED THRU ROOF OR SOFFIT.
10) PROVIDE TAMPER RESISTANT RECEPTLES PER NEC REQUIREMENTS.

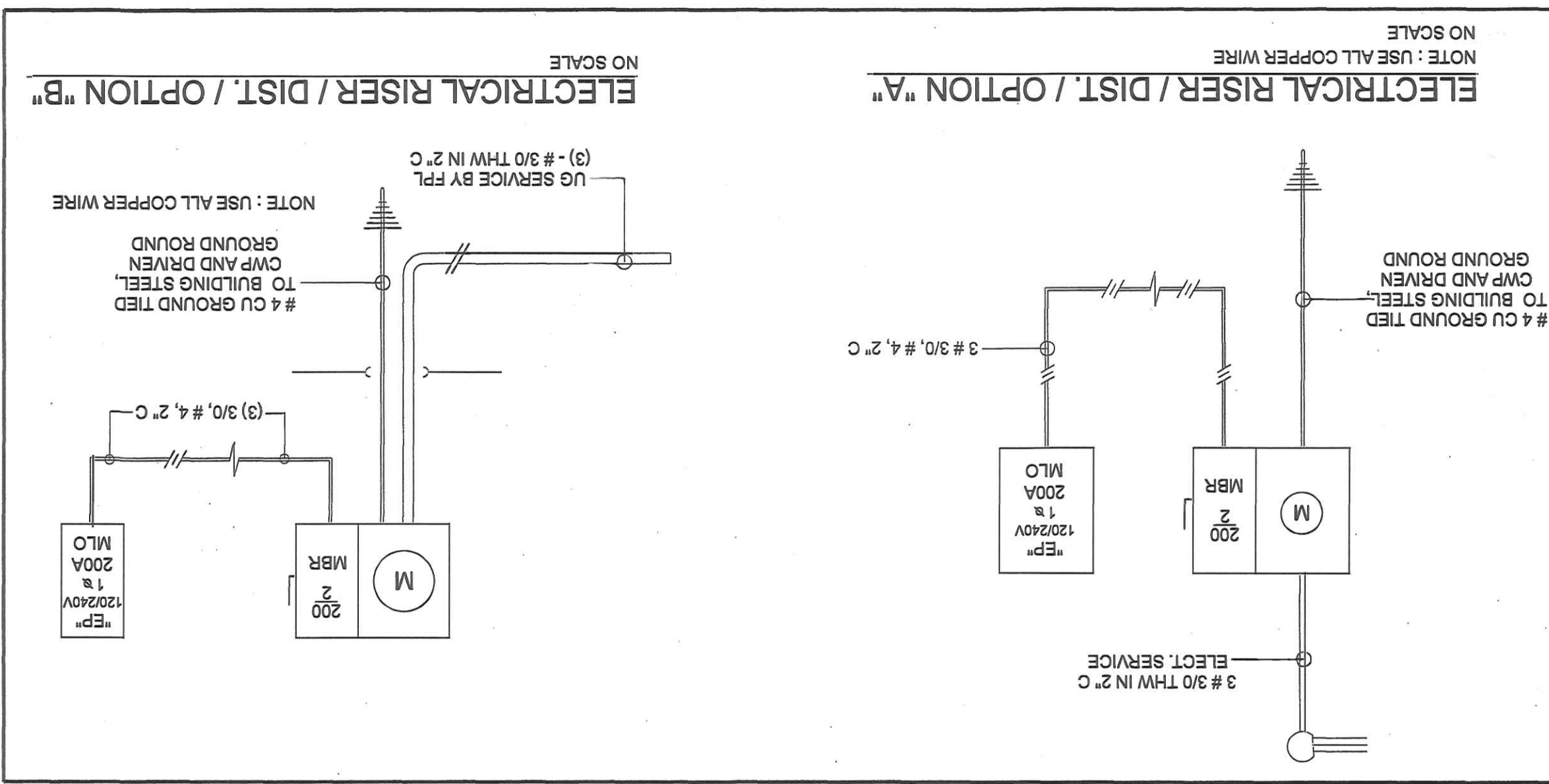
ELECTRICAL SYMBOL LEGEND

SWITCH	3-WAY SWITCH	4-WAY SWITCH	DIMMER SWITCH	PUSH BUTTON	WP/GFI OUTLET	110V OUTLET	4-FLEX OUTLET	SWITCHED OUTLET	SPECIAL PURPOSE	JUNCTION BOX	A/D DISCONNECT	PHONE OUTLET	TV OUTLET	FLOOR OUTLET
TERMOSTAT	SD/CO DETECTOR	EXHAUST FAN	DOOR CHIMES	ALARM PAD	WP/GFI OUTLET	110V OUTLET	220V OUTLET	WALL MOUNTED LIGHT FIXTURE	RECESSED LIGHT	VAPOR PROOF LIGHT FIXTURE	RECESSED LIGHT	FLOOD LIGHT	E FAN LIGHT	SCENCE PREWIRED
FLUORESCENT LIGHT	GFI OUTLET	FLUORESCENT LIGHT	GARAGE DOOR OPENER	CEILING FAN	CEILING FAN	CEILING FAN	CEILING FAN W/ LIGHT	CEILING FAN W/ LIGHT	PENDANT PREWIRED	SCENCE PREWIRED	SCENCE PREWIRED	SCENCE PREWIRED	SCENCE PREWIRED	SCENCE PREWIRED

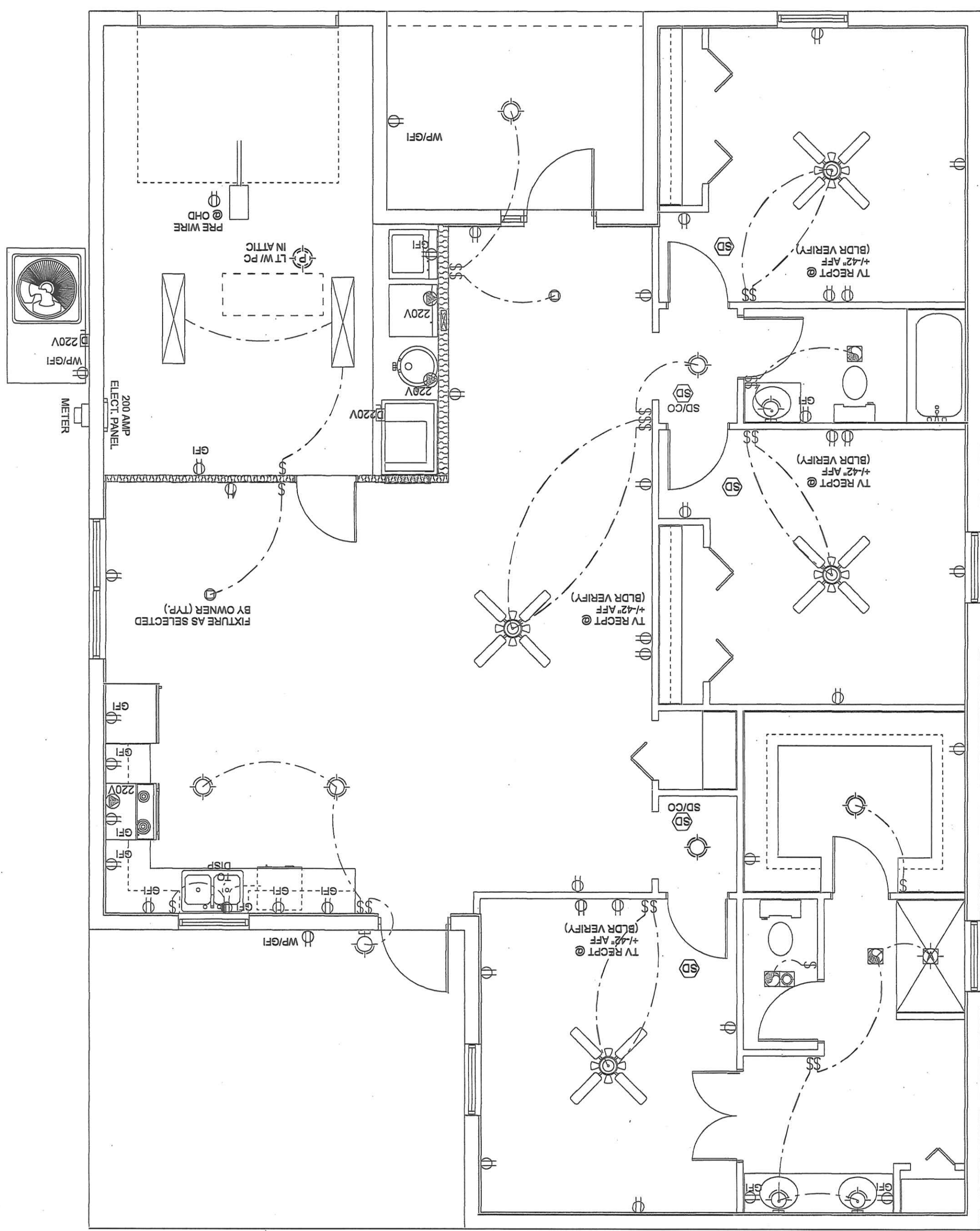
NOTE TO BUILDER:
ALL BEDROOM OUTLETS MUST BE AFCI PROTECTION
OUTLETS PER NEC 210-12(d)
SMOKE DETECTORS SHALL BE WIRED TO COMPLY WITH NFPA 72

ELECTRICAL LOAD CALC'S
PER NEC 220

1942 S.F. @ 3 VA	5826 VA
TWO 20A APPLIANCE CKTS	3000
LAUNDRY	1500
DRYER	5000
RANGE	12000
WH	4500
DW	1200
WP TUB	1200
REFRIG	1200
MISC	5000
TOTAL	39226 VA
FIRST 10 KW @ 100%	10000
REMAINDER @ 40%	11890.4
TOTAL	21890.4
AFC HEAT @ 100%	10000
TOTAL	31890.4 VA
USE 200 AMP SERVICE	31890.4
240	=
132.0433 AMPS	



ELECTRIC PLAN
1/4" = 1'



3-1
SHEET NUMBER
OF

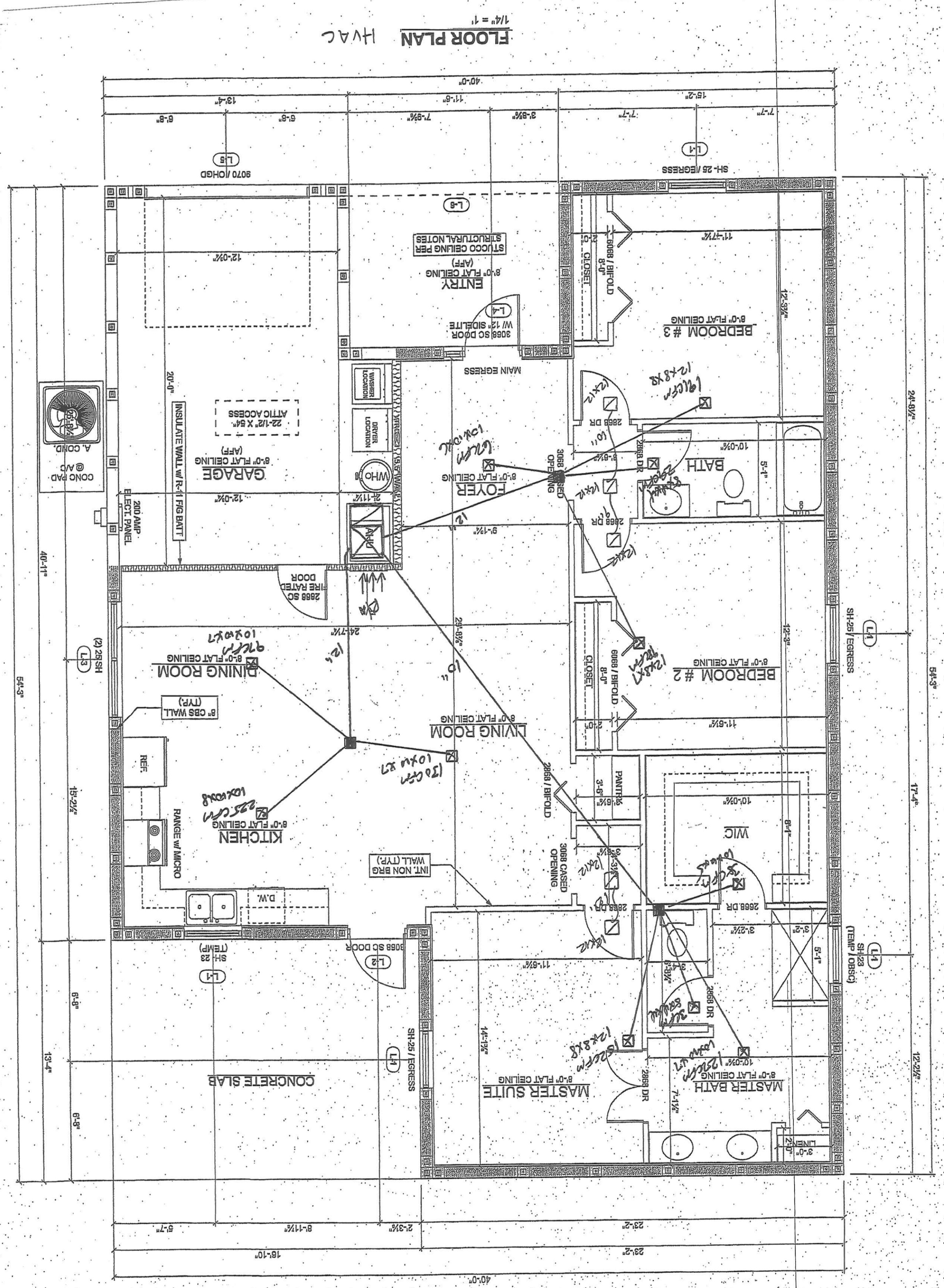
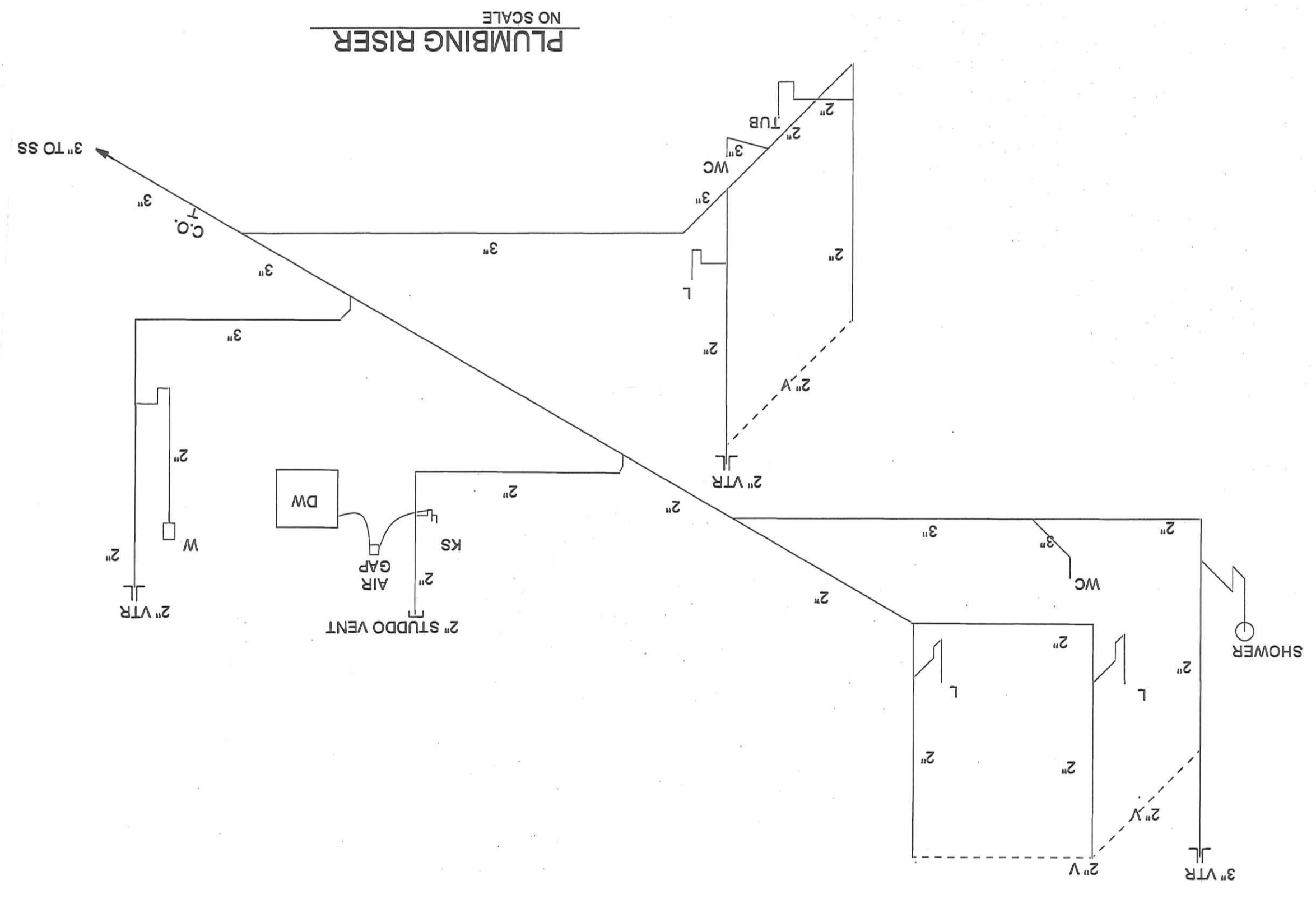
ENGINEER
PAUL WELCH INC.
MECHANICAL ELECTRICAL
CIVIL ENGINEERING
1844 SW BLITHGORE ST., SUITE 114
FORT LAUDERDALE, FL 33404
PHONE: (754) 759-8888
EMAIL: PWELCHINC@AOL.COM
PAUL WELCH P.E.
FLORIDA REGISTRATION NO. 19948



KIB CONSTRUCTION SPEC HOME
121 S. 11TH ST., FT. PIERCE, FL.
INDY: TT2 - 224 - 6371

PLUMBING NOTES:

- 1) ALL WORK SHALL BE IN ACCORDANCE WITH THE FBC 2020-PLUMBING
- 2) DWV PIPING SHALL BE SCHEDULE 40 PVC.
- 3) WATER PIPING IN BUILDING SHALL BE ONE OF THE FOLLOWING: TYPE L COPPER, CPVC, OR PEX.
- 4) SLEEVE ALL PIPING IN CONTACT WITH CONCRETE OR UNDERGROUND WITHIN BLDG.
- 5) HOT WATER PIPING WITH A MINIMUM THERMAL RESISTANCE OF R-3 SHALL BE APPLIED TO PIPING LARGER THAN 1/2" NOMINAL DIAMETER, PIPING FROM WATER HEATER TO KITCHEN OUTLETS.
- 6) WATER HEATER PIPING WITH A MINIMUM THERMAL RESISTANCE OF R-3 SHALL BE APPLIED TO PIPING LARGER THAN 1/2" NOMINAL DIAMETER, PIPING FROM WATER HEATER TO KITCHEN OUTLETS.
- 7) SUPPLY AND RETURN PIPING IN RECIRCULATION SYSTEMS, PIPING WITH RUN LENGTHS GREATER THAN 20 FEET.
- 8) WATER HEATERS INSTALLED SHALL BE IN ACCORDANCE WITH FBC 2020 ENERGY CONSERVATION.



Single Family
DPCR 23-20000675

PROJECT MANAGER
SOG KELLER

REVISIONS

10/03/2023

OFFICE COPY

23-3870

727 So. 11th Street
KIB Construction / KIB Construction

CITY OF FT. PIERCE	
PLAN REVIEW	
REVIEWED BY:	
BLDG:	
DATE:	10-5-23
ELEC:	
DATE:	
PLBG:	
DATE:	
MECH:	
DATE:	

"REVIEWED FOR CODE COMPLIANCE:"
A permit issued shall be construed to be a license to proceed with the work and not an authority to violate, cancel, alter or set aside any of the provisions of the technical codes nor shall issuance of a permit prevent the building official from thereafter requiring a correction of errors in plans, construction or violations of this code inadvertently overlooked during plan review as outlined in Chapter 1 Section 105.4 of the Florida Building Code. All proposed work is subject to any corrections required by field inspectors that may be necessary in order to comply with all applicable codes.

These plans and all proposed work are subject to any corrections required by field inspectors that may be necessary in order to comply with all applicable codes.

Revision 10/3/2023 Added Drainage Plan Compliance to Drain Flow Plan.