



# FPRA Detail Overview

**Downtown Area**

**Jetty Area**

**25<sup>th</sup> Street Area**

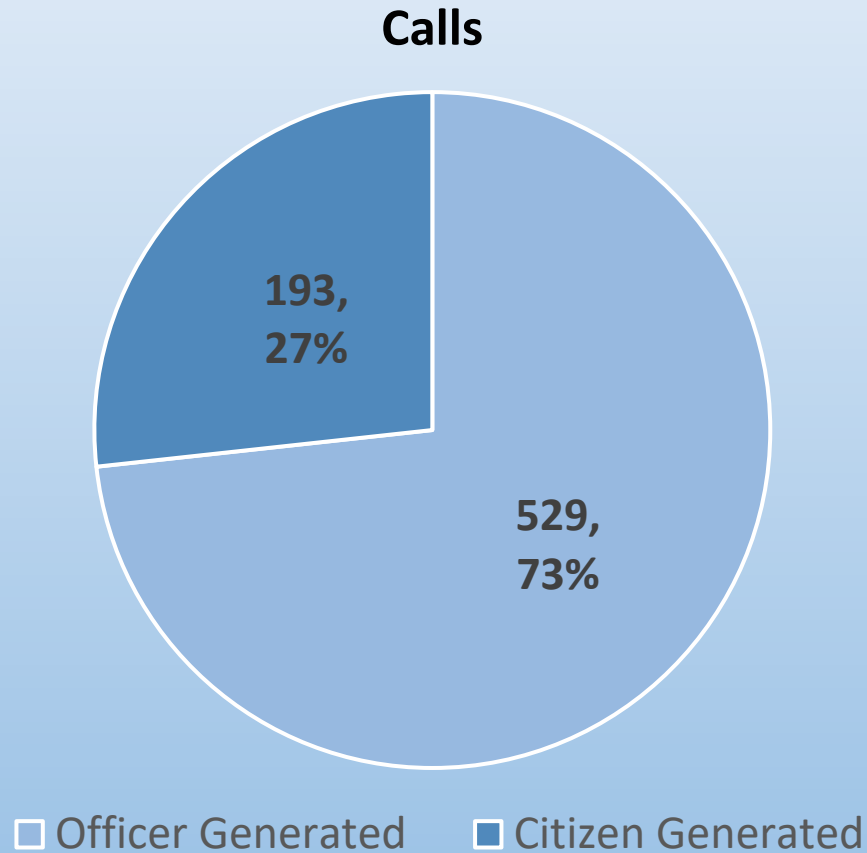
# FPRA Detail – Downtown Area

## Detail Hours:

- Fridays: 2 officers per shift, one time slot:
  - 6:30 PM to 2:30 AM
- Saturdays: 2 officers per shift, three time slots:
  - 8:00 AM to 2:00 PM
  - 3:00 PM to 9:00 PM
  - 9:00 PM to 3:00 AM
- Sundays: 1 officer per shift, two time slots:
  - 9:00 AM to 1:00 PM
  - 1:00 PM to 5:00 PM

DOWNTOWN - FY2025	
Weekly Hours	60
Total Hours	3,120
Officer Hourly Rate	\$49.00
Administrative Fee - \$5.00/hr.	\$15,600.00
Average Weekly Cost	\$3,240.00
FY2025 Yearly Cost	\$168,480.00

# Downtown Area– Call Data



Officer Generated	Calls
CLOSE PATROL	193
VEHICLE OR TRAFFIC STOP	131
FOOT PATROL	79
SUSPICIOUS PERSON	59
FLAGDOWN	13
CONDUCT INVESTIGATION	11
DISTURBANCE	11
ASSIST TO MOTORIST	5
SUSPICIOUS VEHICLE	5
TRAFFIC ACCIDENT	3
TRAFFIC RELATED	3
TRESPASSING COMPLAINT	3
ANIMAL RELATED	2
ABANDONED VEHICLE	1
ASSIST OTHER AGENCY	1
DRUNK PEDESTRIAN	1
JUVENILE TROUBLE	1
LOST OR STOLEN TAG	1
OBSTRUCTION IN ROAD	1
RADAR DETAIL	1
SICK/INJURED PERSON	1
TRANSPORT OR ESCORT	1
UNKNOWN	1
VANDALISM	1
<b>TOTAL</b>	<b>529</b>

Citizen Generated	Calls
DISTURBANCE	27
TRAFFIC ACCIDENT	23
SUSPICIOUS PERSON	20
UNWELCOME PERSON	13
TRESPASSING COMPLAINT	12
CONDUCT INVESTIGATION	11
PREMISE ALARM	10
ANIMAL RELATED	7
RECKLESS DRIVER	7
SICK/INJURED PERSON	7
TRAFFIC RELATED	7
LARCENY	6
ASSIST TO MOTORIST	4
PHONE MESSAGE	4
UNKNOWN	4
OBSTRUCTION IN ROAD	3
SUICIDE	3
ASSAULT	2
BURGLARY	2
DRUNK PEDESTRIAN	2
FIGHT	2
FIRE	2
LEWD LASCIVIOUS ACTS	2
RECOVERED PROPERTY	2
SUSPICIOUS VEHICLE	2
ASSIST OTHER AGENCY	1
CIVIL MATTER	1
DCF	1
DOMESTIC TROUBLE	1
FIREWORKS COMPLAINT	1
OTHER	1
STAND BY	1
SUSPICIOUS INCIDENT	1
UTILITY PROBLEM	1
<b>TOTAL</b>	<b>193</b>

# Downtown Area– Call Data

## Officer Generated

Day/Time	12 AM	1 AM	2 AM	3 AM	4 AM	5 AM	6 AM	7 AM	8 AM	9 AM	10 AM	11 AM	12 PM	1 PM	2 PM	3 PM	4 PM	5 PM	6 PM	7 PM	8 PM	9 PM	10 PM	11 PM
SUN	24	18	21	5	6	9	20	39	13	18	15	18	16	12	18	7	23	11	9	10	20	19	13	23
MON	12	12	24	14	14	9	38	59	18	15	26	11	10	14	6	10	12	12	3	17	14	15	22	17
TUE	17	27	30	15	24	15	39	55	28	12	18	19	15	13	14	7	11	12	7	7	19	18	38	19
WED	22	22	24	17	32	19	46	58	17	15	14	8	16	9	8	7	11	4	8	14	18	26	21	25
THU	29	13	30	26	22	7	34	57	23	18	13	14	16	10	8	8	3	11	5	13	24	18	25	19
FRI	21	35	15	19	19	6	50	63	19	13	15	12	10	7	9	13	8	9	7	21	23	32	26	22
SAT	24	25	26	16	11	7	29	20	34	27	19	13	17	15	10	20	25	21	12	24	28	30	30	29

## Citizen Generated

Day/Time	12 AM	1 AM	2 AM	3 AM	4 AM	5 AM	6 AM	7 AM	8 AM	9 AM	10 AM	11 AM	12 PM	1 PM	2 PM	3 PM	4 PM	5 PM	6 PM	7 PM	8 PM	9 PM	10 PM	11 PM
SUN	8	5		2	1	2	3	1	5	3	9	7	11	4	4	12	6	8	7	15	12	8	7	5
MON		4	2	2		1	3	6	7	12	15	9	16	10	7	10	10	10	10	12	9	7	6	1
TUE	2		1	2	4	3	3	6	5	6	12	9	12	12	15	17	6	9	6	9	11	6	2	5
WED	2	1		1	1	2	3	10	11	12	14	17	17	7	6	15	10	8	10	9	7	4	3	2
THU	1	1			3	3	2	9	7	14	8	7	12	9	9	13	14	11	11	5	4	10	2	3
FRI			4	3	2			4	8	11	8	9	10	10	7	6	7	8	14	7	9	3	10	8
SAT	10	6	3	1	3	2	5	3	6	7	12	11	6	4	9	10	9	8	12	16	10	19	10	8

## Combined Calls

Day/Time	12 AM	1 AM	2 AM	3 AM	4 AM	5 AM	6 AM	7 AM	8 AM	9 AM	10 AM	11 AM	12 PM	1 PM	2 PM	3 PM	4 PM	5 PM	6 PM	7 PM	8 PM	9 PM	10 PM	11 PM
SUN	32	23	21	7	7	11	23	40	18	21	24	25	27	16	22	19	29	19	16	25	32	27	20	28
MON	12	16	26	16	14	10	41	65	25	27	41	20	26	24	13	20	22	22	13	29	23	22	28	18
TUE	19	27	31	17	28	18	42	61	33	18	30	28	27	25	29	24	17	21	13	16	30	24	40	24
WED	24	23	24	18	33	21	49	68	28	27	28	25	33	16	14	22	21	12	18	23	25	30	24	27
THU	30	14	30	26	25	10	36	66	30	32	21	21	28	19	17	21	17	22	16	18	28	28	27	22
FRI	21	35	19	22	21	6	50	67	27	24	23	21	20	17	16	19	15	17	21	28	32	35	36	30
SAT	34	31	29	17	14	9	34	23	40	34	31	24	23	19	19	30	34	29	24	40	38	49	40	37

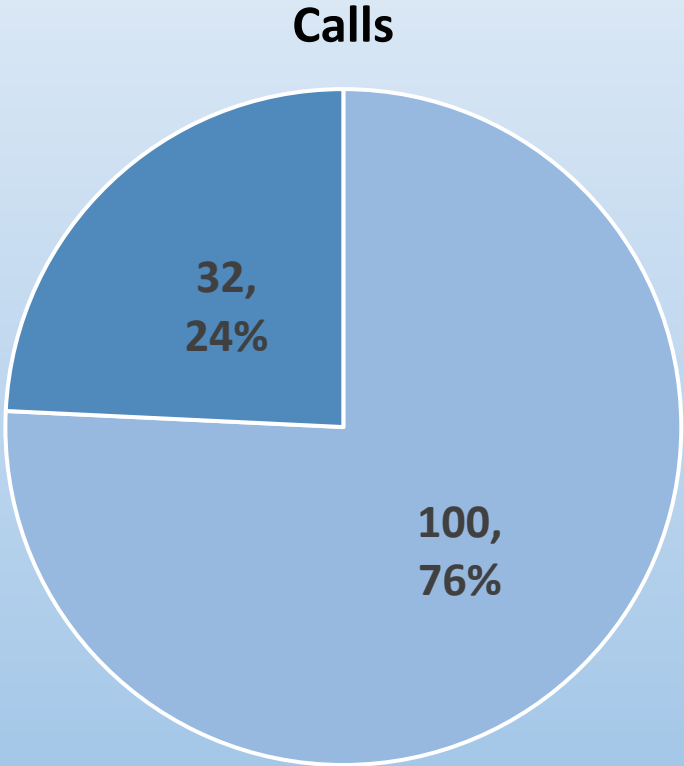
# FPRA Detail – Jetty Area

## Detail Hours:

- Fridays: 2 officers per shift, one time slot:
  - 7:00 PM to 1:00 AM
- Saturdays: 2 officers per shift, one time slot:
  - 8:00 PM to 2:00 AM
- Sundays: 2 officers per shift, one time slot:
  - 6:00 PM to 12:00 AM

JETTY PARK – FY2025 EXPENDITURES	
Weekly Hours	36
Total Hours	1,872
Officer Hourly Rate	\$49.00
Administrative Fee - \$5.00/hr.	\$9,360.00
Average Weekly Cost	\$1,944.00
FY2025 Yearly Cost	\$101,088.00

# Jetty Area – Call Data



Officer Generated   
  Citizen Generated

Officer Generated	Calls
CLOSE PATROL	27
FOOT PATROL OR PARK AND	21
VEHICLE OR TRAFFIC STOP	10
FLAGDOWN	9
SUSPICIOUS PERSON	6
CONDUCT INVESTIGATION	5
DISTURBANCE	4
RECOVERED PROPERTY	4
CITY ORDINANCE VIOLATIO	2
LARCENY	2
UNWELCOME PERSON	2
ANIMAL RELATED	1
ASSAULT	1
OTHER	1
SICK/INJURED PERSON	1
STAND BY	1
SUSPICIOUS INCIDENT	1
SUSPICIOUS VEHICLE	1
TRAFFIC ACCIDENT	1
<b>TOTAL</b>	<b>100</b>

Citizen Generated	Calls
DISTURBANCE	6
RECKLESS DRIVER	4
FIGHT	3
CONDUCT INVESTIGATION	2
DOMESTIC TROUBLE	2
LARCENY	2
SUSPICIOUS INCIDENT	2
TRAFFIC ACCIDENT	2
UNWELCOME PERSON	2
ANIMAL RELATED	1
ATTEMPT TO CONTACT	1
BURGLARY	1
DRUNK PEDESTRIAN	1
RECOVERED PROPERTY	1
SICK/INJURED PERSON	1
TRESPASSING COMPLAINT	1
<b>TOTAL</b>	<b>32</b>

# Jetty Area – Call Data

## Officer Generated

	12 AM	1 AM	2 AM	3 AM	4 AM	5 AM	6 AM	7 AM	8 AM	9 AM	10 AM	11 AM	12 PM	1 PM	2 PM	3 PM	4 PM	5 PM	6 PM	7 PM	8 PM	9 PM	10 PM	11 PM
SUN	7	5	1		1	1		5	6	1		7	3	5	2	3	1	3	6	8	3	6	7	2
MON	4	4	1	3				2		1	6	7	2	5	5	1	4	6	3	3	7	5	3	3
TUE	5	1	2			1		4	1	5	2	3	3	5		3	1	5	2	7	2	2	3	5
WED	3	2	2		1	1	2	4	4	6	6	4	3	2	3	3	3	3	3	5	2	7	3	3
THU	6	6	1	1	1	2	2	5	10	6	5	4	3	7	3	2	6	4	2	4	6	8	11	4
FRI	8	7	3	2	2			4	1	8	7	5	2	5	3	9	4	2	6	4	8	11	11	7
SAT	7	2	2		1	1	3	5	10	8	7	9	3	13	6	4	3	4	5	4	4	9	17	15

## Citizen Generated

	12 AM	1 AM	2 AM	3 AM	4 AM	5 AM	6 AM	7 AM	8 AM	9 AM	10 AM	11 AM	12 PM	1 PM	2 PM	3 PM	4 PM	5 PM	6 PM	7 PM	8 PM	9 PM	10 PM	11 PM
SUN	5	2	1		1							2	1	4	3	2	3	3	2	2	4	2	2	2
MON	4			1		1		1		1	2		2		1	4	2	4	1		2			1
TUE							1				1	1	1	1	2		1			2		1	1	1
WED		1	1							3			1	1	1	1	1	2	1			1	2	
THU	1	1		1				2		1	4	1	1	1	1		4	1	3			2	2	4
FRI	2				1		1	1				1		1	1	1	1	1	1	1	1	3	2	1
SAT	1	5	2	2					2	2	1	4	2	2	7	3	5	3	1	2	4	3	3	2

## Combined Calls

	12 AM	1 AM	2 AM	3 AM	4 AM	5 AM	6 AM	7 AM	8 AM	9 AM	10 AM	11 AM	12 PM	1 PM	2 PM	3 PM	4 PM	5 PM	6 PM	7 PM	8 PM	9 PM	10 PM	11 PM
SUN	12	7	2		2	1		5	6	1		9	4	9	5	5	4	6	8	10	7	8	9	4
MON	8	4	1	4		1		3		2	8	7	4	5	6	5	6	10	4	3	9	5	3	4
TUE	5	1	2			1	1	4	1	5	3	4	4	6	2	3	2	5	2	9	2	3	4	6
WED	3	3	3		1	1	2	4	4	9	6	4	4	3	4	4	4	5	4	5	2	8	5	3
THU	7	7	1	2	1	2	2	7	10	7	9	5	4	8	4	2	6	8	3	7	6	10	13	8
FRI	10	7	3	2	3		1	5	1	8	7	6	2	6	4	10	5	3	7	4	9	14	13	8
SAT	8	7	4	2	1	1	3	5	12	10	8	13	5	15	13	7	8	7	6	6	8	12	20	17

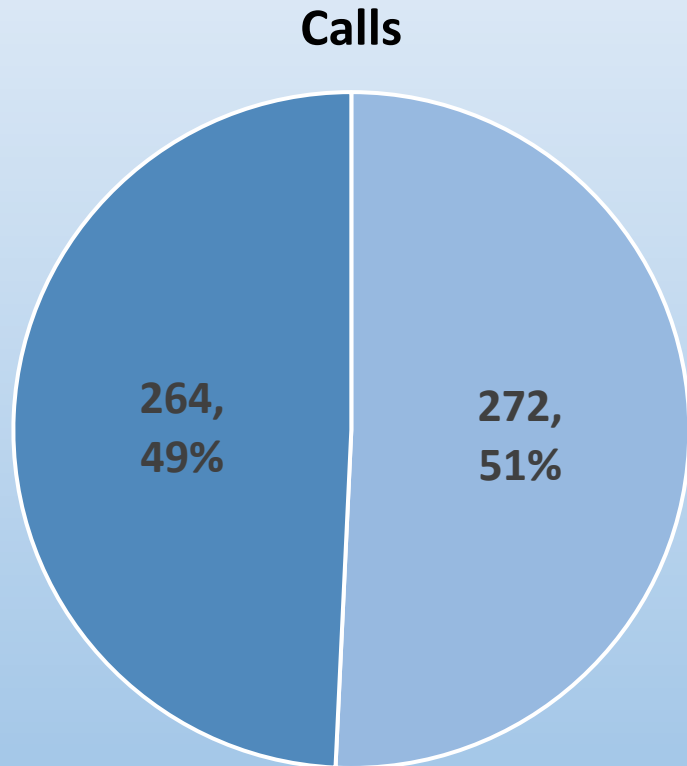
# FPRA Detail - 25<sup>th</sup> Street Area

## Detail Hours:

- Wednesday: 1 officer per shift, one time slot:
  - 11:00 PM to 2:00 AM
- Fridays: 1 officer per shift, one time slot:
  - 9:00 PM to 2:00 AM
- Saturdays: 1 officer per shift, one time slot:
  - 10:00 PM to 2:00 AM
- Sundays: 1 officer per shift, one time slot:
  - 6:00 PM to 11:00 PM

NORTH 25TH - FY2025 EXPENDITURES	
Weekly Hours	17
Total Hours	884
Officer Hourly Rate	\$49.00
Administrative Fee - \$5.00/hr.	\$4,420.00
Average Weekly Cost	\$918.00
FY2025 Yearly Cost	\$47,736.00

# 25<sup>th</sup> Street Area – Call Data



Officer Generated    
  Citizen Generated

Officer Generated	Calls
ASSIST OTHER AGENCY	7
ASSIST TO MOTORIST	1
CLOSE PATROL	91
CONDUCT INVESTIGATION	12
DISTURBANCE	2
FIGHT	1
FLAGDOWN	4
FOOT PATROL	10
RADAR DETAIL	1
SUSPICIOUS PERSON	3
SUSPICIOUS VEHICLE	1
TRAFFIC ACCIDENT	1
UNKNOWN	1
VEHICLE OR TRAFFIC STOP	136
WARRANT	1
(blank)	
<b>TOTAL</b>	<b>272</b>

Citizen Generated	Calls
DISTURBANCE	135
TRAFFIC ACCIDENT	17
DOMESTIC TROUBLE	12
PHONE MESSAGE	12
CONDUCT INVESTIGATION	10
SUSPICIOUS PERSON	6
SUSPICIOUS VEHICLE	5
UNWELCOME PERSON	5
ATTEMPT TO CONTACT	4
CIVIL MATTER	4
DCF	4
SICK/INJURED PERSON	4
FIGHT	3
LARCENY	3
RECKLESS DRIVER	3
STAND BY	3
UNKNOWN	3
ASSAULT	2
ASSIST TO MOTORIST	2
BURGLARY	2
OBSTRUCTION IN ROAD	2
SHOOTING/SHOOTING ACTIVITY	2
VANDALISM	2
ANIMAL RELATED	1
ASSIST OTHER AGENCY	1
FIREWORKS COMPLAINT	1
HANG UP OR NO VOICE	1

INFORMATION	1
LEWD LASCIVIOUS ACTS	1
LOST OR STOLEN TAG	1
MISSING PERSON	1
RUNAWAY	1
NEIGHBOR TROUBLE	1
OBSCENE OR HARRASSING CALLS	1
PREMISE ALARM	1
PROWLER	1
ROBBERY	1
STABBING	1
STOLEN AUTO	1
SUICIDE	1
SUSPICIOUS INCIDENT	1
TRESPASSING COMPLAINT	1
UTILITY PROBLEM	1
<b>Total</b>	<b>264</b>

# 25<sup>th</sup> Street Area – Call Data

## Officer Generated

	12 AM	1 AM	2 AM	4 AM	5 AM	6 AM	7 AM	8 AM	9 AM	10 AM	11 AM	12 PM	1 PM	2 PM	3 PM	4 PM	5 PM	6 PM	7 PM	8 PM	9 PM	10 PM	11 PM	
SUN	8	8	3		1		2	2	2						2			3	3	5	4	1	2	
MON	4	1	1			1	1		1		1	1				3	1					2	3	
TUE	3	3	3	3					1		1	1	1	1	2						6	9	3	1
WED						1	1		2	1		1			1		1	4	2	6	4	3	6	
THU	7	1		2						3		1		2	2		1	2	4	5	3	2	4	
FRI	3	2	2	1							1					3	2	5	5	2	9	10	7	
SAT	4	3							2					1		1	1	2	6	5	7	4	8	

## Citizen Generated

	12 AM	1 AM	2 AM	5 AM	6 AM	7 AM	8 AM	9 AM	10 AM	11 AM	12 PM	1 PM	2 PM	3 PM	4 PM	5 PM	6 PM	7 PM	8 PM	9 PM	10 PM	11 PM
SUN	9	11	1				2		1	2	1	3	1		1	2	4	1	1	6	6	8
MON	5	1				1		4			1	1	1	1	1		1					
TUE						1		1		2		2	1			3		1		2	1	
WED			1				1		1		1	2	1	1	2	2	1	1	1	2	4	8
THU	2	1		1			1	1		2	1	6	2	2	3	3	3	2	3	1		2
FRI							1		2		3	1			1	2	2	2	5	2	14	16
SAT	9	2	3		1		2	2	1		1	3	2		1	3	2	5	2	4	14	

## Combined Calls

	12 AM	1 AM	2 AM	4 AM	5 AM	6 AM	7 AM	8 AM	9 AM	10 AM	11 AM	12 PM	1 PM	2 PM	3 PM	4 PM	5 PM	6 PM	7 PM	8 PM	9 PM	10 PM	11 PM
SUN	17	19	4		1		2	4	2	1	2	1	3	1	2	1	2	7	4	6	10	7	10
MON	9	2	1			1	2		5		1	2	1	1	1	4	1	1			2	3	
TUE	3	3	3	3			1		2	3	1	1	3	3		3		1	6	11	4	1	
WED			1			1	1	1	2	2		1	3	1	2	2	3	5	3	7	6	7	14
THU	9	2		2	1			1	1	3	2	2	6	4	4	3	4	5	6	8	4	2	6
FRI	3	2	2	1				1		2	1	3	1			4	4	7	7	7	11	24	23
SAT	13	5	3			1		2	4	1			1	4	2	1	2	5	8	10	9	8	22

