

---

# FPUA 2025 Update



# Utility Overview

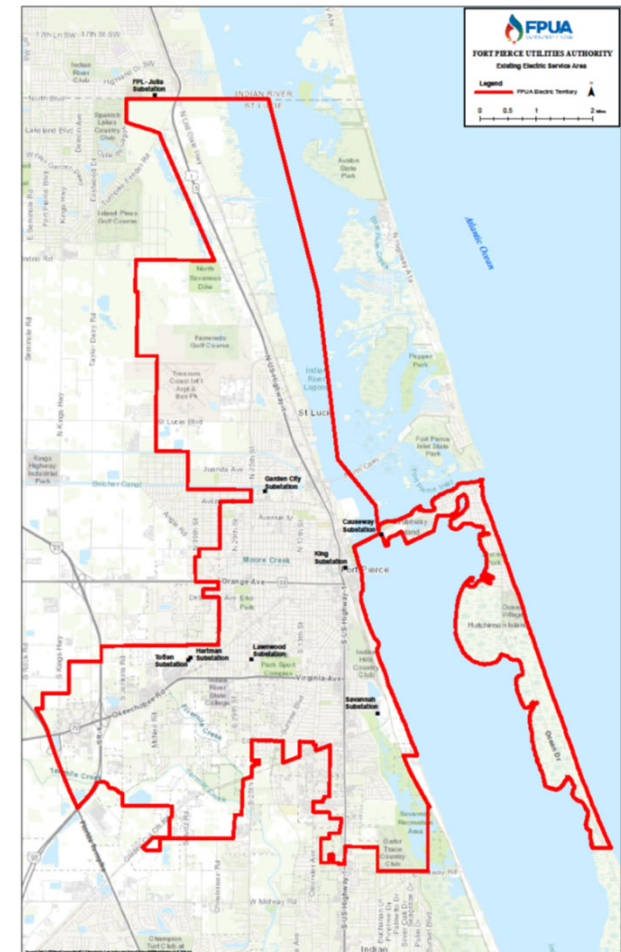


System Capacity  
Expansion Projects  
Modernization & Hardening  
Project Highlights  
WRF Relocation  
Your Hometown Utility



# Electric Capacity

- FPUA's Electric Service Territory: 37.9 square miles
  - City of Fort Pierce, St. Lucie Village & Unincorporated St. Lucie
- Fun Fact: North American Power Grid is the world's largest machine
- Electric Grid:
  - 7.6 miles of 138 kV feeding At Hartman & Garden City
    - 4 Ties to State Grid
    - 167 MVA Capacity
      - Two 100 MVA at Hartman
      - One 167 MVA at Garden City
      - 123 MW - 2024 Peak
  - 15.6 miles of 69 kV loop between 6 substations
  - 434 miles of 13.2 KV serving 29,874 customers

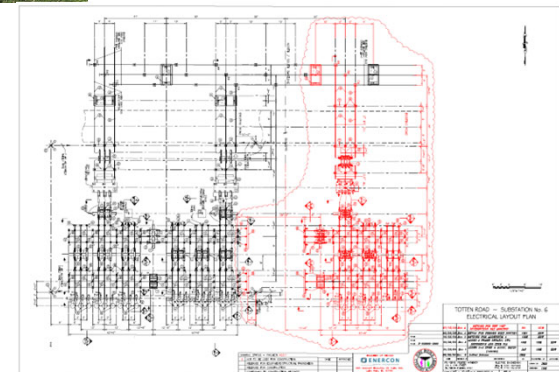




# Electric Expansion Overview

- Hartman Substation – Transmission
  - Upgrading Existing 100 MVA to 120 MVA
  - \$1 M (75% Grant Funded)
- Lawnwood, Savannah & King Substations
  - Replacing 4 Transformers from 20 MVA to 25 MVA
  - 2 Lawnwood, 1 Savannah & 1 King
  - \$4.2 M (50% Match)
- Totten Ring Bus
  - Design & Material Covered by Grant
  - \$1M plus labor cost (pending)
- Totten Substation – New Distribution Transformer
  - Adding 20 MVA or ~7500 New Residential
  - Started In 2Q Of FY24
  - Completion In 3Q Of FY27
  - ~\$4.5 M (100% Rates)
- New Substation in Southern Corridor in ~2030

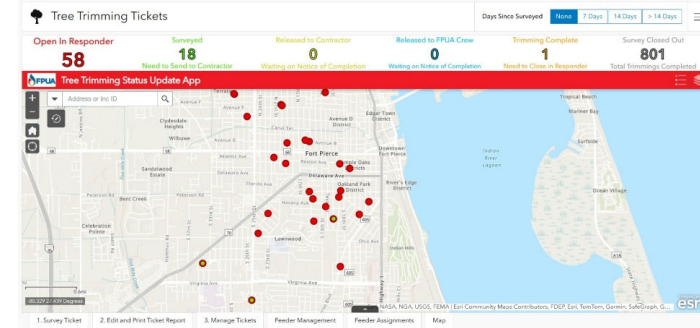
**Adding Capacity For First Time In 30+ years**





# Electric Modernization & Hardening

- AMI is 100% Deployed (2019-2025)
  - Remote Reconnect Capabilities, Faster Outage & Foundation for future (SMART GRID)
- SMART Grid
  - 263 Trip savers
    - \$1.4 M (100% Grant)
    - Focus on poor performing laterals (areas)
- Tree Trimming has been streamlined
  - ~67.8 OH miles in Backlots/Wooded Areas
  - 37.4 Tree Trimming Tickets per month
  - In-house Crews in 2023
- Transmission Wood Poles Replaced w/ Ductile Iron
  - ~80 year service life
  - Deflect & return to shape, strong performance in severe storm conditions





# Weatherization Education Outreach Program

- WEOP V<sub>3</sub> - 2023 Data Driven (Kwh/SF) most inefficient homes
  - First Come, First Served
  - Single One Page Waiver
  - Homes with no Insulation
  - Ceiling space must be accessible
  - Must be a FPUA Electric Customer
  
- FY26: 2 Applications pending funding
- FY25: 16 Scheduled (\$27K)
- FY24: 26 Completed (\$49K)

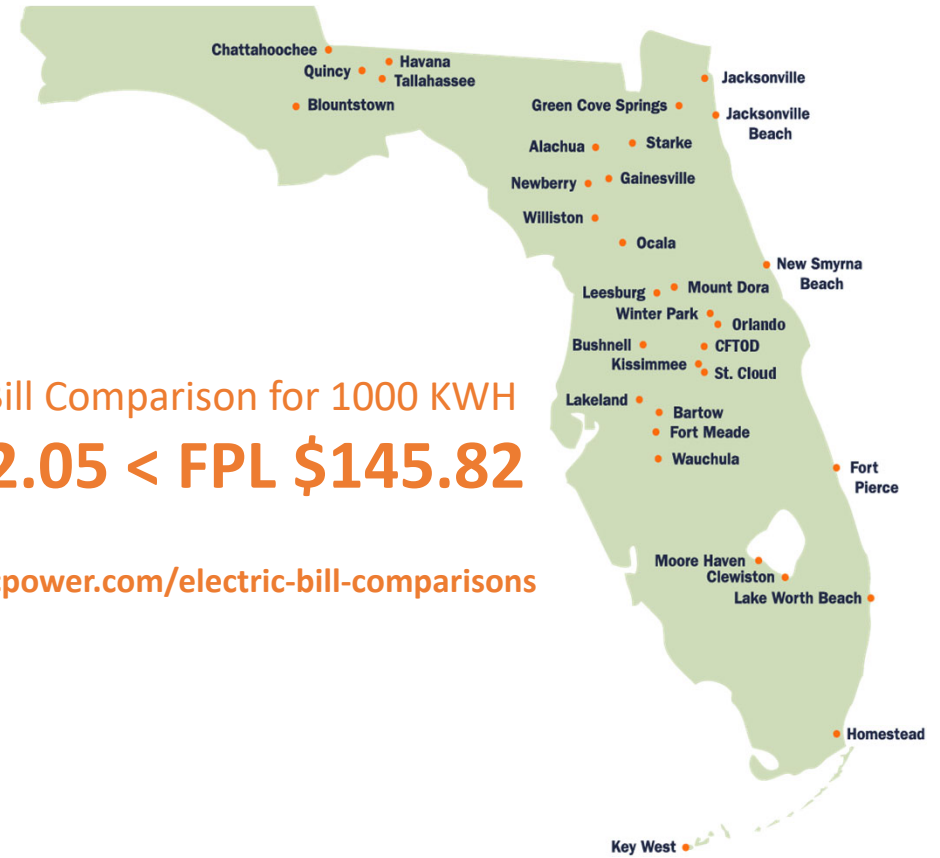


# Electrifying Work!!

- FPUA: 1 of 33 Municipal Electric Cities
- Reliability Comparison
  - 4 Of 5 Key Metrics For Large Utility
  - SAIDI, SAIFI, CAIDI, MAIFI & L-Bar

Metric	FPUA	Large (Avg)
SAIDI	27.87	38.31
SAIFI	0.57	0.77
CAIDI	48.56	49.64
MAIFI	4.2	2.57
L-Bar	78.33	93.82

SAIDI: System Average Interruption Duration Index  
 SAIFI: System Average Interruption Frequency Index  
 CAIDI: Customer Average Interruption Duration Index  
 MAIFI: Momentary Average Interruption Frequency Index  
 L-Bar: Average Length of a single outage



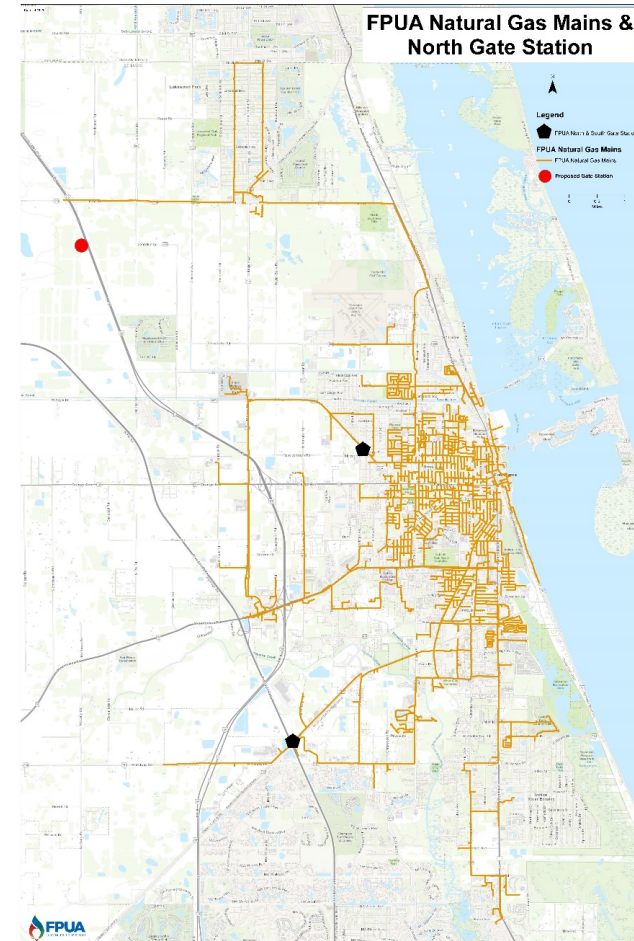
2025 February Bill Comparison for 1000 KWH  
**FPUA \$132.05 < FPL \$145.82**

<https://www.flpublicpower.com/electric-bill-comparisons>

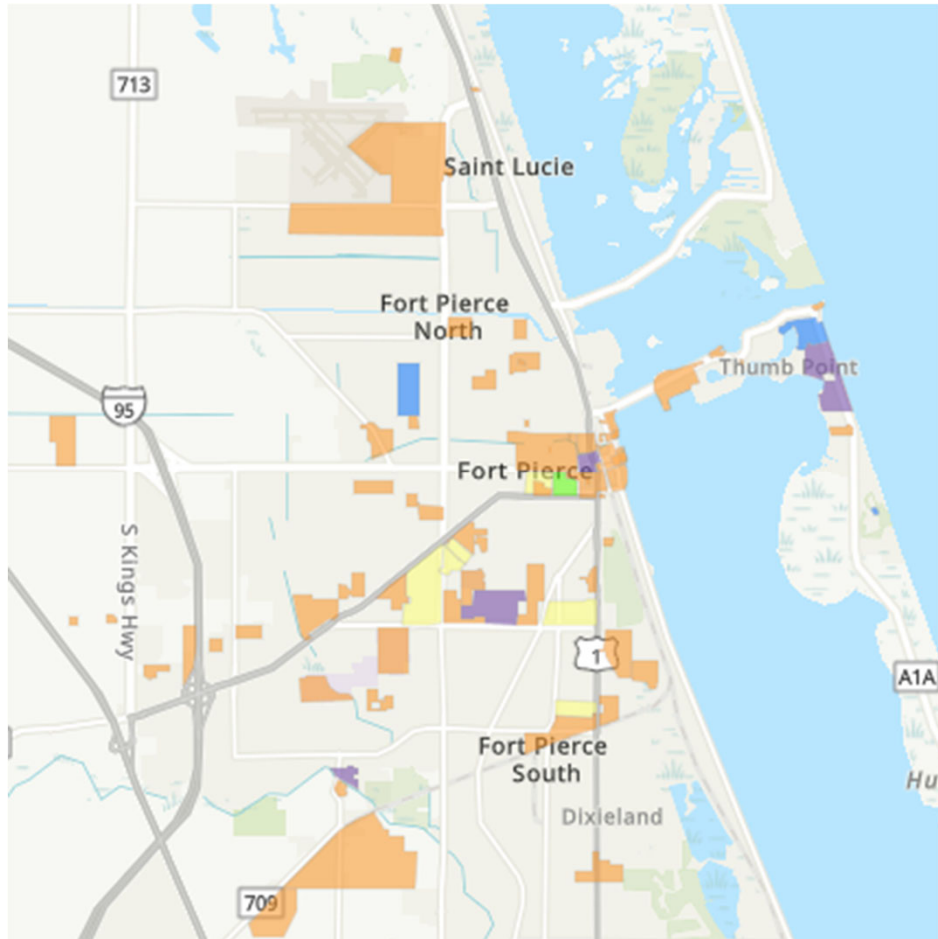


# Gas Overview

- New Gate Station at Indrio Rd & I95
  - Under Construction (Late Summer)
  - 3 Ties to Grid
- 30K feet of New Gas Main (North County)
- Projects:
  - Cabo Rio: 146
  - Pineapple Grove: 395
  - Beach Pine: 76
  - Sunrise (95/Midway): \*2000



# FPUAnet Overview



- 2119 Parcels Now (65 Zones)
- 541 Parcels In Construction (3 Zones)
- 538 Parcels in Design (5 Zones)

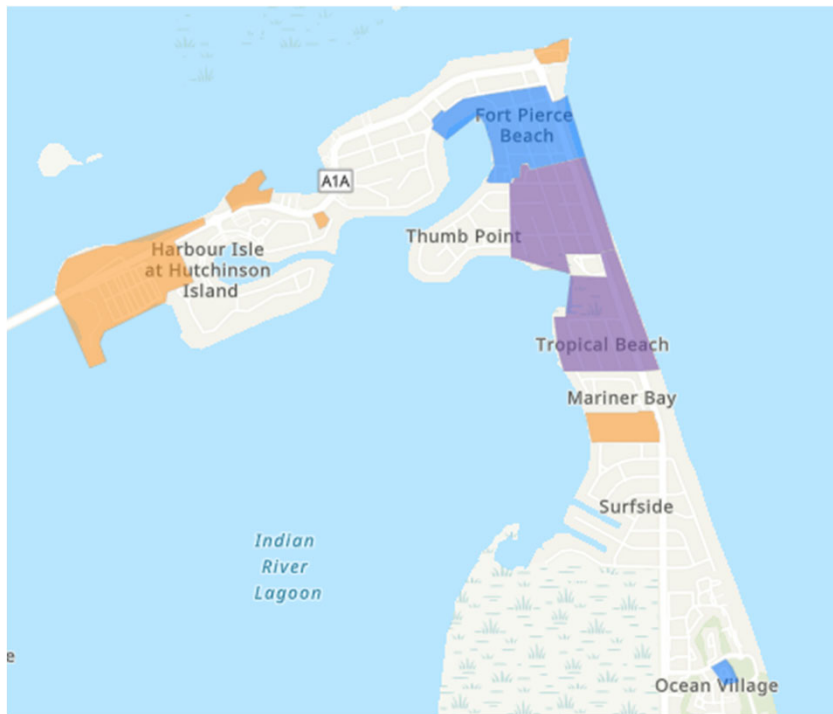
**Locations include:** Jaycee Park, Jetty Park, Marina Square (Downtown), FPUA Complex, Fort Pierce Intermodal Center, Moore’s Creek Linear Park, Lincoln Park Community Center, Means Court, Manatee Center, Ellis Park



# FPUAnet Highlights

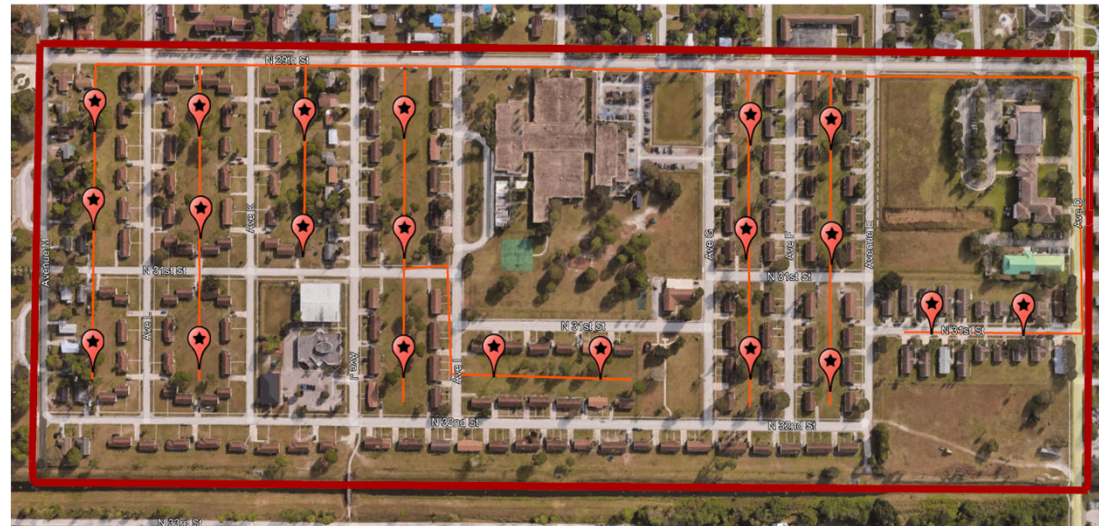
## South Beach Expansion

- OLT Installation at Jaycee Park
- Binney to Avalon Fiber Zone
- Ocean Village Villa's I



## Garden Terrace Free Public Wi-Fi

- 29<sup>th</sup> & Ave D
- \$120K Grant Funded in Partnership with IRSC
- 23 Access Points to 303 Residents





# Water Capacity

- Henry Gahn Water Plant
  - 23 MDG Water Production Capacity
    - 10 MGD Reverse Osmosis
    - 13 MGD Lime Softening
  - 11 MGD Average Day Flow
  - Control Room Rehab Complete
  - Future RO Expansion +2 MGD
  - Lime Softening Replacement to Mitigate PFAS
  - Ongoing Litigation May Provide Funding



# MWRF Update

- MWRF - December 2025
- Conveyance System PH 1A Construction Underway
  - Jenkins Road to Edwards Road – Under Construction
  - Lift Station A: Early 2025 Summer
  - Moore's Creek Booster Station: Early 2026
  - Jenkins Road: Late Summer 2026



**[WWW.SustainableSewer.net](http://WWW.SustainableSewer.net)**  
**#Wastewater Wednesdays**



# W/WW Expansion Projects

## Completed

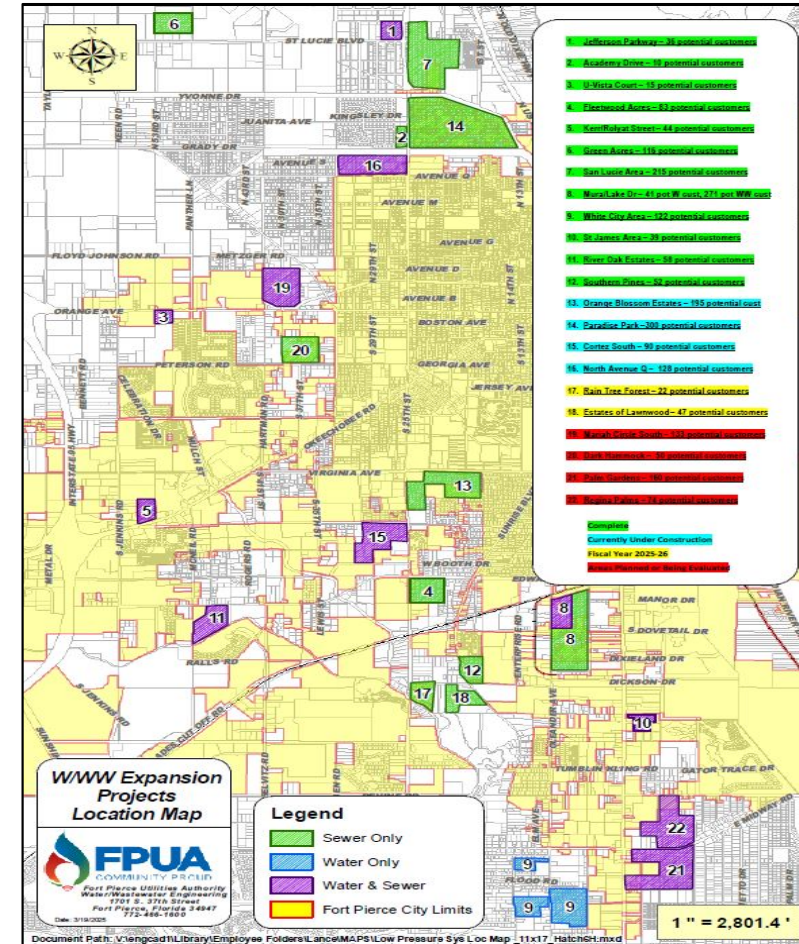
- Jefferson Parkway: 36
- Academy Drive: 10
- U-Vista Court: 15
- Fleetwood Acres: 83
- Kerr/Rolyat Street: 44
- Green Acres: 116
- San Lucie Area: 215
- Mura/Lake Drive: 271
- White City Area: 122
- St James Area: 39
- River Oak Estates: 58
- Southern Pines: 52

## Under Construction

- Orange Blossom: 195
- Paradise Park: 300
- Cortez South: 9
- North Ave Q: 128

## FY2026

- Rain Tree Forest: 22
- Estates of Lawnwood: 47
- Mariah Circle South: 133
- Dark Hammock: 50
- Palm Gardens: 160
- Regina Palms: 74





# Grants Update


<b>• Active &amp; Onboarding Grants:</b>	<b>\$77,392,289</b>
1. Mainland Wastewater Plant:	\$35,381,561
2. Wastewater Conveyance System:	\$34,061,359
3. Electric System:	\$5,828,993
4. Security:	\$2,000,000
5. FPUAnet:	\$120,376
<b>• Pending Grants/Appropriations:</b>	<b>\$5,117,750</b>
1. Septic to Sewer Conversion:	\$1,357,750
2. Wastewater Conveyance System:	\$2,500,000
3. Electric System (initial approval rec'd):	\$1,260,000
<b>• Completed Grants:</b>	<b>\$8,534,462</b>
1. Sewer Lining:	\$5,592,768
2. Septic to Sewer Conversion:	\$2,787,481
3. Outreach (MC, Seagrass, Intern):	\$ 154,213





# Community Engagement

## Customer Facing Annual Report Released



Scan here  
for online  
report

View the digital report online:  
[https://issuu.com/fpua/docs/annual\\_report\\_fy24](https://issuu.com/fpua/docs/annual_report_fy24)



**FPUA**  
COMMUNITY PROUD

**UTILITY CONVERSATIONS:**

**COMMUNITY FEEDBACK FORUM**

Tuesday, April 29, 2025 at 6:00 PM

**Liberty Truth & Deliverance  
Tabernacle of God**  
1406 Ave B

**YOUR FORUM,  
YOUR TOPICS**

To help us plan ahead for discussion topics, FPUA invites you to share your concerns and ask questions with your hometown utility provider.

*Pre-submit your questions/comments to [community@fpua.com](mailto:community@fpua.com)*

**EVENT HIGHLIGHTS:**

- Utility Update
- Community Engagement
- Your Questions
- Community Feedback





# Administration Update

1. New General Counsel - Stefanie Beskovoyne
2. New Chief Financial Officer - Michele Harris
3. New Director of Electric & Gas - Keith Stephens
4. 2026 Budget Workshop (May 20<sup>th</sup>)
5. 2025 Strategic Planning Session
6. Street Lighting MOU Coming Soon





# Your Hometown Utility

