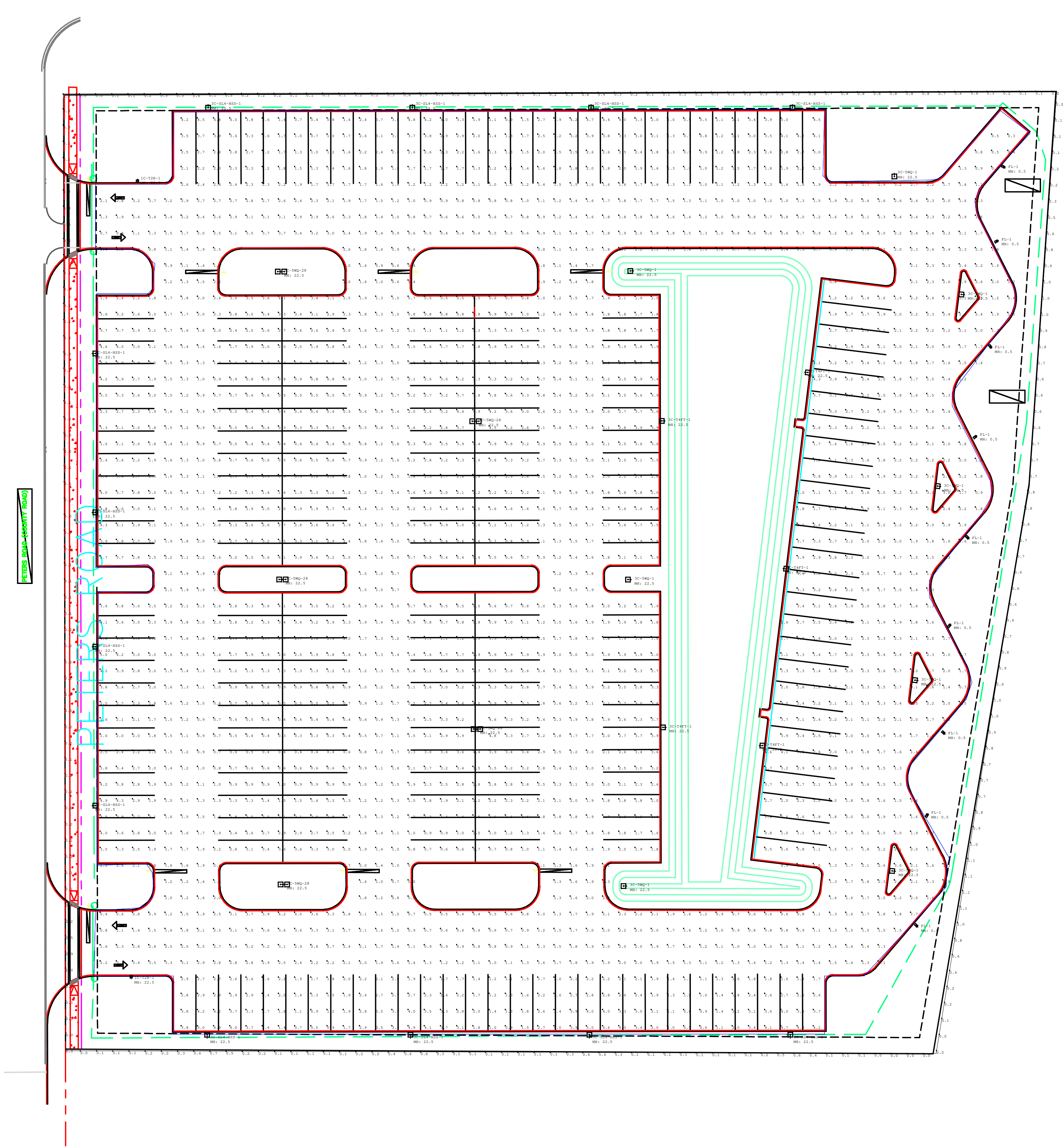


Scale: 1 inch= 40 Ft.

Luminaire Schedule						
Symbol	Qty	Label	LLF	Description	Lum. Watts	Lum. Lumens
☐	2	1C-T2R-1	0.900	GALN-SA1C-740-U-T2R	57	7250
☐	5	3C-T4FT-1	0.900	GALN-SA3C-740-U-T4FT	160	20941
☐	12	3C-SL4-HSS0.900	0.900	GALN-SA3C-740-U-SL4-HSS	160	17264
☐	8	3C-5WQ-1	0.900	GALN-SA3C-740-U-5WQ	160	21966
☐	5	3C-5WQ-28	0.900	GALN-SA3C-740-U-5WQ	160	21966
☐	9	FL-1	0.900	LSF65-XX-PC-25W-7040	27.2	4925

Calculation Summary						
Label	Units	Avg	Max	Min	Max/Min	Avg/Min
Parking Lot_Top	Fc	1.94	5.0	0.3	16.67	6.47
Property Line	Fc	0.34	1.1	0.0	N.A.	N.A.



SHEET TITLE

Sales Lot
Proposed Lighting
Photometric Calculation

DATE

11/24/2024

PROJECT No.

CLC24-122984

SHEET No.

SLC-01

PROJECT TITLE

General RV - Fort Pierce, FL



30775 Barrington St.
Madison Heights, MI 48071
P: 248.677.0850
F: 248.677.0512
E: info@clarus-lighting.com

REVISION
INITIAL LAYOUT

11.24.24

Project		Catalog #		Type	
Prepared by		Notes		Date	



McGraw-Edison

GALN Galleon II

Area / Site Luminaire

Product Features



Product Certifications



Interactive Menu

- Ordering Information [page 2](#)
- Mounting Details [page 3](#)
- Optical Distributions [page 5](#)
- Product Specifications [page 5](#)
- Energy and Performance Data [page 6](#)
- Control Options [page 13](#)

Quick Facts

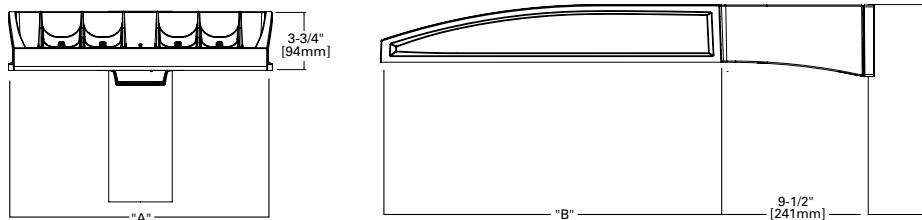
- Lumen packages range from 3,300 - 99,100 (33W - 658W)
- 17 optical distributions
- Efficacy up to 171 lumens per watt

Connected Systems

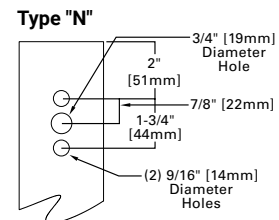
- Wavelinx LITE Wireless
- Wavelinx PRO Wireless

Dimensional Details

Standard Pole Mount Arm



Pole Drilling Pattern



Number of Light Squares	Width "A"	Housing Length "B"	Weight with Standard or QM Arm	EPA with Standard or QM Arm
1-4	16"	22"	29 lb	0.95
5-6	22"	22"	39 lb	0.95
7-9	22"	28-1/8"	48 lb	1.1

NOTES: For arm selection requirements and additional line art, see Mounting Details section.

NOTES:
 1. Visit <https://www.designlights.org/search/> to confirm qualification. Not all product variations are DLC qualified.
 2. IDA Certified (3000K CCT and warmer only, fixed mounting options)

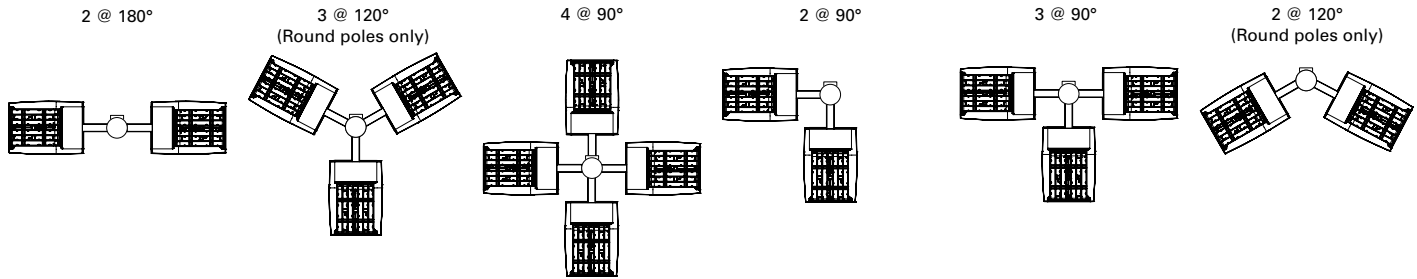
Ordering Information

SAMPLE NUMBER: GALN-SA4C-740-U-T4FT-GM

Product Family ^{1,2}	Light Engine Configuration			Color Temperature	Voltage	Distribution	Mounting	Finish
	Light Square	Square Count	Lumen Output					
GALN =Galleon II BAA-GALN =Galleon II Buy American Act Compliant ²⁶ TAA-GALN =Galleon II Trade Agreements Act Compliant ²⁴	SA =16 LED Light Square SB =26 LED Light Square ³⁵	1=1 Light Square 2=2 Light Squares 3=3 Light Squares 4=4 Light Squares 5=5 Light Squares 6=6 Light Squares 7=7 Light Squares 8=8 Light Squares 9=9 Light Squares	A =Output Level 1 B =Output Level 2 C =Output Level 3 D =Output Level 4 ^{4,16} Z =Configured Output ³²	722=70CRI, 2200K 727=70CRI, 2700K 730=70CRI, 3000K 735=70CRI, 3500K 740=70CRI, 4000K 750=70CRI, 5000K 760=70CRI, 6000K 827=80CRI, 2700K 830=80CRI, 3000K 835=80CRI, 3500K 840=80CRI, 4000K 930=90CRI, 3000K 935=90CRI, 3500K 940=90CRI, 4000K 950=90CRI, 5000K AMB=Amber ^{14,16}	U =120-277V H =347V-480V ^{7,29} 1=120V 2=208V 3=240V 4=277V 8=480V ^{7,29} 9=347V ⁷ DV =277V-480V DuraVolt Drivers ^{28,29,30}	T1 =Type I T2 =Type II T2R =Type II Roadway T3 =Type III T3R =Type III Roadway T4FT =Type IV Forward Throw T4W =Type IV Wide 5NQ =Type V Narrow 5MQ =Type V Square Medium 5WQ =Type V Square Wide SL2 =Type II w/Spill Control SL3 =Type III w/Spill Control SL4 =Type IV w/Spill Control SLL =90° Spill Light Eliminator Left SLR =90° Spill Light Eliminator Right RW =Rectangular Wide Type I AFL =Automotive Frontline	[blank] =Standard Pole Mount Arm QU =Quick Mount Universal Arm QM =Pole Mount Arm with Quick Mount Adaptor PA =Pole Mount, Adjustable SP =3" Slipfitter, Adjustable ⁸ SP2 =2-3/8" Slipfitter, Adjustable ⁸ QMA =Quick Mount Mast Arm, Fixed MA =Mast Arm, Fixed WM =Wall Mount, Fixed WA =Wall Mount, Adjustable UP =Upswept Arm	AP =Grey BZ =Bronze BK =Black DP =Dark Platinum GM =Graphite Metallic WH =White RALXX =Custom Color
Options (Add as Suffix)			Controls and Systems Options (Add as Suffix)			Accessories (Order Separately) ²⁷		
DIM =External 0-10V Dimming Leads ¹⁹ F =Single Fuse (120, 277 or 347V Specify Voltage) FF =Double Fuse (208, 240 or 480V Specify Voltage) 20K =20kV UL 1449 fused surge protective device ¹⁰ 2L =Two Circuits ¹⁰ HA =50°C High Ambient ¹⁶ HSS =Installed House Side Shield ¹⁷ GRSBK =Glare Reducing Shield, Black ²² GRSWH =Glare Reducing Shield, White ²² LCF =Light Square Trim Painted to Match Housing ²⁵ TH =Tool-less Door Hardware ⁵ CC =Coastal Construction finish ³ L90 =Optics Rotated 90° Left R90 =Optics Rotated 90° Right AHD145 =After Hours Dim, 5 Hours ²¹ AHD245 =After Hours Dim, 6 Hours ²¹ AHD255 =After Hours Dim, 7 Hours ²¹ AHD355 =After Hours Dim, 8 Hours ²¹ DALI =DALI Drivers			BPC =Button Type Photocontrol. Must specify voltage 120V, 208V, 240V or 277V. ⁶ PR =NEMA 3-PIN Photocontrol Receptacle PR7 =NEMA 7-PIN Photocontrol Receptacle ²⁰ FADC =Field Adjustable Dimming Controller ³¹ PSC =Photocontrol Shorting Cap SPB2 =Dimming Motion Sensor, 9'-20' mounting ²³ SPB4 =Dimming Motion Sensor, 21'-40' mounting ²³ SPB2/X =Dimming Motion Sensor, limited square count, 9'-20' mounting ²³ SPB4/X =Dimming Motion Sensor, limited square count, 21'-40' mounting ²³ MS/DIM-L20 =Motion Sensor for Dimming Operation, 9'-20' Mounting ³³ MS/DIM-L40 =Motion Sensor for Dimming Operation, 21'-40' Mounting ³³ WLS2XX =WaveLinx LITE, SR Driver, Dimming Motion and Daylight, Bluetooth Programmable, 7' - 15' Mounting ^{18,12,34} WLS4XX =WaveLinx LITE, SR Driver, Dimming Motion and Daylight, Bluetooth Programmable, 15' - 40' Mounting ^{18,12,34} WPS2XX =WaveLinx PRO, SR Driver, Dimming Motion and Daylight, WAC Programmable, 7' - 15' Mounting ^{18,12,34} WPS4XX =WaveLinx PRO, SR Driver, Dimming Motion and Daylight, WAC Programmable, 15' - 40' Mounting ^{18,12,34} DIM10-L20 =AirMesh Occupancy Sensor (9'-20' Mounting) ¹⁸ DIM10-L40 =AirMesh Occupancy Sensor (21'-40' Mounting) ¹⁸			OA/RA1016 =NEMA Photocontrol Multi-Tap - 105-285V OA/RA1027 =NEMA Photocontrol - 480V OA/RA1201 =NEMA Photocontrol - 347V OA/RA1013 =Photocontrol Shorting Cap OA/RA1014 =120V Photocontrol MA1252 =10kV Surge Module Replacement MA1036 -XX=Single Tenon Adapter for 2-3/8" O.D. Tenon MA1037 -XX=2@180° Tenon Adapter for 2-3/8" O.D. Tenon MA1197 -XX=3@120° Tenon Adapter for 2-3/8" O.D. Tenon MA1188 -XX=4@90° Tenon Adapter for 2-3/8" O.D. Tenon MA1189 -XX=2@90° Tenon Adapter for 2-3/8" O.D. Tenon MA1190 -XX=3@90° Tenon Adapter for 2-3/8" O.D. Tenon MA1191 -XX=2@120° Tenon Adapter for 2-3/8" O.D. Tenon MA1038 -XX=Single Tenon Adapter for 3-1/2" O.D. Tenon MA1039 -XX=2@180° Tenon Adapter for 3-1/2" O.D. Tenon MA1192 -XX=3@120° Tenon Adapter for 3-1/2" O.D. Tenon MA1193 -XX=4@90° Tenon Adapter for 3-1/2" O.D. Tenon MA1194 -XX=2@90° Tenon Adapter for 3-1/2" O.D. Tenon MA1195 -XX=3@90° Tenon Adapter for 3-1/2" O.D. Tenon SRA238 =Adapter kit for mounting 3" SP arm to 2-3/8" O.D. vertical tenon FSIR-100 =Wireless Configuration Tool for MS/DIM ³³ LS/HSS =Field Installed House Side Shield ^{9,17} LS/GRSBK-2PK =Glare Reducing Shield, Black ^{9,22} LS/GRSWH-2PK =Glare Reducing Shield, White ^{9,22} LS/PFS =Perimeter Shield, Black ¹⁵ WOLC-7P-10A =WaveLinx Outdoor Control Module ^{11,18} TL7-G1-HV = AirMesh 7-PIN node, 110-480V ^{11,18}		
<p>NOTES:</p> <ol style="list-style-type: none"> Customer is responsible for engineering analysis to confirm pole and fixture compatibility for all applications. Refer to our white paper WP513001EN for additional support information. DesignLights Consortium® Qualified. Refer to www.designlights.org Qualified Products List under Family Models for details. Coastal construction finish salt spray tested to over 5,000-hours per ASTM B117, with a scribe rating of 9 per ASTM D1654. Not available with TH option. When using SA light squares, Output Level 4 not available with color temperatures 722, 727, 827, 830 or 930 when HSS is used. TH option not 3G rated. Not available with Coastal Construction (CC) option. Not available with voltage options H, 8 or 9. Not available with SB1A or SB2A configurations. Not available in combination with HA high ambient and sensor options at Output Level 3. H voltage not available with sensor options, choose voltage 8 or 9. SP arm limited to 3" O.D. vertical tenon. SP2 limited to 2-3/8" O.D. vertical tenon. One required for each Light Square. 2L is not available with SB light squares. Not available with SPB at 347V or 480V. Not available with WaveLinx or 20kV surge option. Requires PR7. Replace XX with sensor color (WH, BZ or BK). WAC Gateway required to enable field-configurability: Order WAC-PoE and WPOE-120 (10V to PoE injector) power supply if needed. WAC not required for LC Bluetooth sensors. Narrow-band 590nm +/- 5nm for wildlife and observatory use. Choose Output Level 1; supplied at 500mA drive current only. Not available with SB light squares. Exact luminaire wattage available in IES files. Available with 5WQ, 5MQ, SL2, SL3 and SL4 distributions. Can be used with HSS option. Set of 4 pcs. One set required per Light Square. HA option not available with Output Level 4 or AMB Amber. Not for use with T1, 5NQ, 5MQ, 5WQ or RW optics. Cannot be used with other control options. Low voltage control lead brought out 18" outside fixture. Not available with DALI or integrated controls options Not available if any SPB, LWR, or WaveLinx sensor is selected. Motion sensor has an integral photocell. Requires the use of BPC photocontrol or the PR7 or PR photocontrol receptacle with photocontrol accessory. Not available with SB light squares when using Output Level 4. Not for use with T1, T4FT, T4W or SL optics. See IES files for details. Not available with SB light squares. Sensor configuration mobile application required for configuration. See controls page for details. Replace X with number of Light Squares controlled by the SPB, referencing the "SPB/X Availability Table" on the controls page. Not available with HSS, GRSWH or GRSBK. Only product configurations with these designated prefixes are built to be compliant with the Buy American Act of 1933 (BAA) or Trade Agreements Act of 1979 (TAA), respectively. Please refer to DOMESTIC.PREFERENCES website for more information. Components shipped separately may be separately analyzed under domestic preference requirements. For BAA or TAA requirements, Accessories sold separately will be separately analyzed under domestic preference requirements. Consult factory for further information. DuraVolt drivers feature added protection from power quality issues such as loss of neutral, transients and voltage fluctuations. Visit www.signify.com/duravolt for more information. 480V not to be used with ungrounded or impedance grounded systems. Not available with SA1A or SA1B. Not available with SB1, or any SB configuration using Output Level 1. Not available with any control option except SPB Cannot be used with DALI, PR7, or other motion response control options. Not available with SB light squares when using Output Level 4 Use GALN Product Configurator to specify lumen output, drive current and wattage. Not available with AMB. Not available with SB light squares. Uses the FSP-211 motion sensor. The FSIR-100 configuration tool is required to adjust parameters including high and low modes, sensitivity, time delay, cutoff and more. Consult your lighting representative at Cooper Lighting Solutions for more information. Controls system is not available with photocontrol receptacles (PR, PR7) or other controls systems (FADC, SPBx). Available with T1, T2, T3, T4FT, SL4 and 5WQ distributions 								

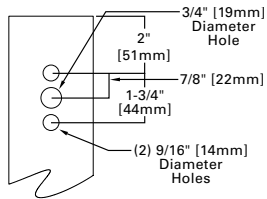
Mounting Details

Pole Configuration Options

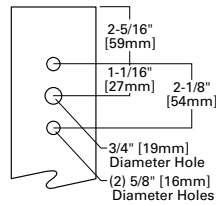


Pole Drilling Patterns

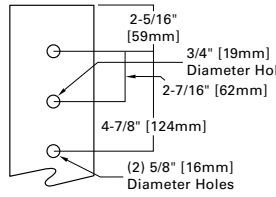
Type "N"



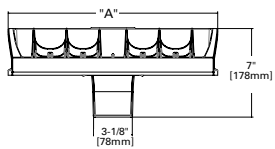
Type "R"



Type "M"

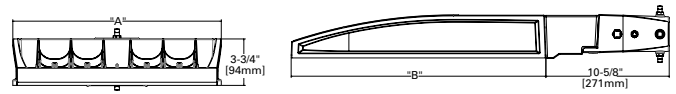


Quick Mount Universal Arm (QU)



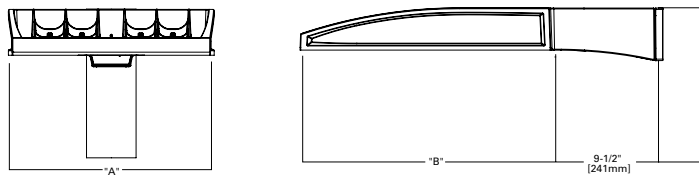
*NOTE: Universal bolt pattern compatible with Type N through Type M drilling patterns

Quick Mount Mast Arm (QMA)



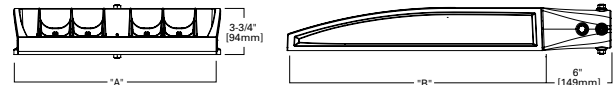
*NOTE: Fits 2-3/8" O.D. tenon

Pole Mount Arm with Quick Mount Adaptor (QM)



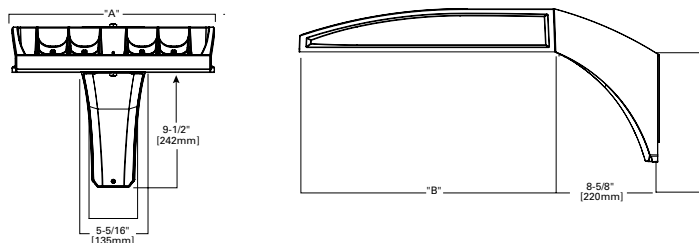
*NOTE: Use Type N drilling pattern

Mast Arm, Fixed (MA)



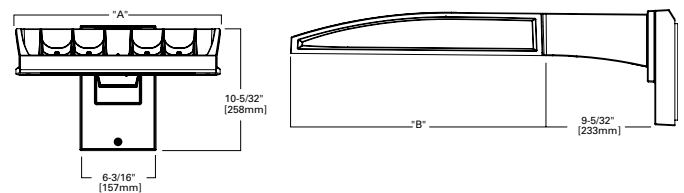
*NOTE: Fits 2-3/8" O.D. tenon

Upswept Arm (UP)



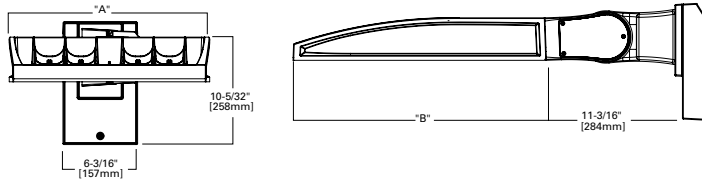
*NOTE: Universal bolt pattern compatible with Type N through Type M drilling patterns

Wall Mount, Fixed (WM)



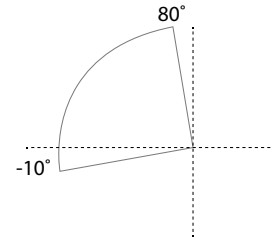
Mounting Details

Wall Mount, Adjustable (WA)

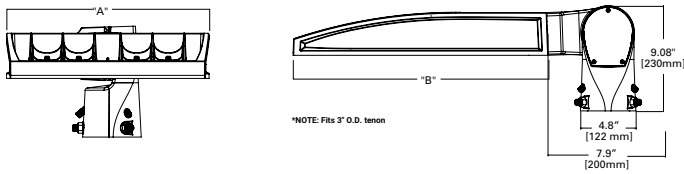


Adjustable Arm Range of Motion

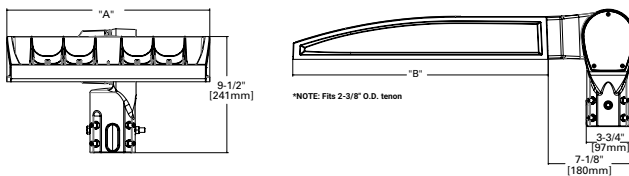
- Includes WA, SP, SP2 and PA mounting options
- Adjustable in increments of 5°
- Must maintain downward facing orientation



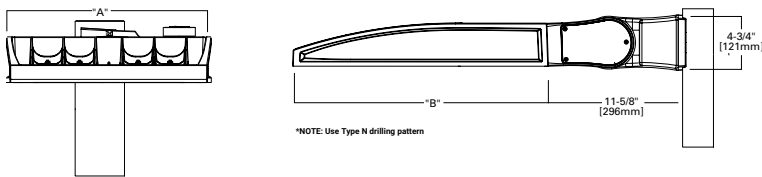
3" Slipfitter, Adjustable (SP)



2-3/8" Slipfitter, Adjustable (SP2)



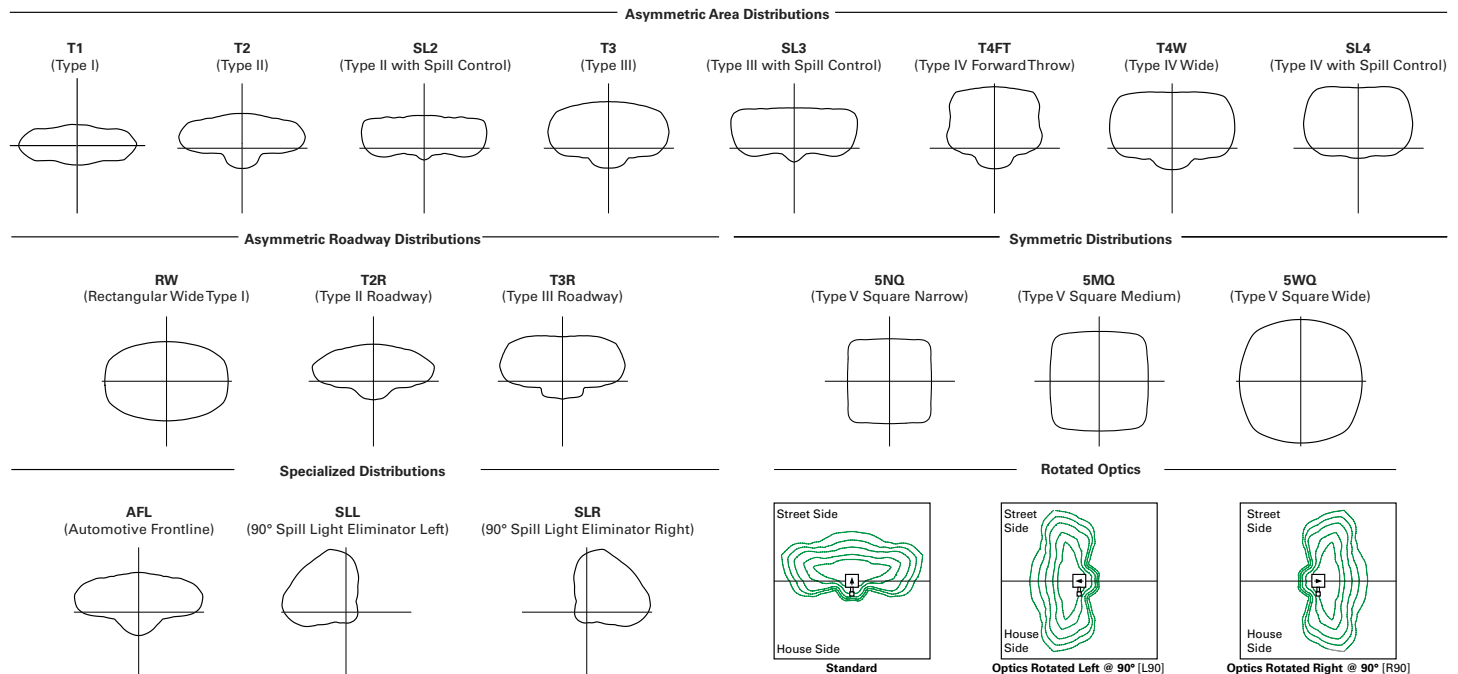
Pole Mount, Adjustable Arm (PA)



Fixture Weights and EPAs

Tilt Angle (Degrees)	Number of Light Squares	Weight	1 @ 90°	2 @ 180°	2 @ 90°	2 @ 120°	3 @ 90°	3 @ 120°	4 @ 90°
0°	1-4	33.5 lb (15.2 kg)	0.85	1.70	1.46	1.66	2.31	2.25	2.35
	5-6	43.5 lb (19.7 kg)	0.86	1.71	1.62	1.80	2.49	2.35	2.50
	7-9	52.5 lb (23.8 kg)	0.98	1.95	1.75	1.98	2.73	2.55	2.76
15°	1-4	33.5 lb (15.2 kg)	1.10	1.71	1.95	2.26	2.81	3.30	2.87
	5-6	43.5 lb (19.7 kg)	1.42	1.71	2.27	2.72	3.13	3.63	3.15
	7-9	52.5 lb (23.8 kg)	1.69	1.96	2.67	3.22	3.65	4.38	3.72
30°	1-4	33.5 lb (15.2 kg)	1.72	1.81	2.58	3.21	3.44	4.59	3.53
	5-6	43.5 lb (19.7 kg)	2.26	2.29	3.11	4.00	3.97	5.27	4.00
	7-9	52.5 lb (23.8 kg)	2.75	2.85	3.73	4.83	4.71	6.45	4.81
45°	1-4	33.5 lb (15.2 kg)	2.25	2.36	3.10	4.00	3.96	5.63	4.08
	5-6	43.5 lb (19.7 kg)	2.96	2.99	3.81	5.06	4.67	6.49	4.71
	7-9	52.5 lb (23.8 kg)	3.63	3.76	3.73	6.17	5.59	8.03	5.73
60°	1-4	33.5 lb (15.2 kg)	2.63	2.77	3.49	4.58	4.34	6.21	4.48
	5-6	43.5 lb (19.7 kg)	3.46	3.51	4.32	5.84	5.19	7.01	5.22
	7-9	52.5 lb (23.8 kg)	4.27	4.44	5.25	7.15	6.23	8.80	6.40

Optical Distributions



Product Specifications

Construction

- Die-cast aluminum housing and heat sink
- Three housing sizes, using 1 to 9 light squares

Optics

- High-efficiency injection-molded AccuLED Optics technology
- 17 optical distributions for area site and roadway applications
- 3 shielding options include HSS, GRS and PFS
- IDA Certified (3000K CCT and warmer only, fixed mounting options)

Electrical

- Removable power tray assembly includes drivers, surge modules and control modules for ease of maintenance and serviceability
- Standard with 0-10V dimming
- Standard with 10kV surge module, optional 20kV surge module
- Suitable for operation in -40°C to 40°C ambient environments. Optional 50°C high ambient (HA) configuration
- Luminaire available with the field adjustable dimming controller (FADC) to manually adjust wattage and reduce the total lumen output and light levels. Comes pre-set to the highest position at the lumen output selected

Mounting

- Arms are factory installed, enabling closed-housing installation
- All arms suitable for round or square pole installation
- All arms provide clearance for multiple fixture installations at 90°

Finish

- 6 standard finishes use super durable TGIC polyester powder coat paint, providing 2.5 mil nominal thickness and salt-spray tested to 3,000 hours per ASTM B117
- RAL and custom color matches available
- Coastal Construction (CC) option salt-spray tested to 5,000 hours per ASTM B117, achieving a scribe rating of 9 per ASTM D1654

Typical Applications

- Outdoor, Parking Lots, Walkways, Roadways, Building Areas

Warranty

- Five-year limited warranty. Consult website for details. www.cooperlighting.com/legal

Energy and Performance Data

Lumen Maintenance (TM-21)

Output Level	Ambient Temperature	25,000 hours*	50,000 hours*	60,000 hours*	100,000 hours**	Theoretical L70 hours**
Output Levels 1-3	25°C	99.4%	99.0%	98.9%	98.3%	> 2.4M
	40°C	98.7%	98.3%	98.1%	97.4%	> 1.9M
	50°C	98.2%	97.2%	96.8%	95.2%	> 851,000
Output Level 4	25°C	99.4%	99.0%	98.9%	98.3%	> 2.4M
	40°C	98.5%	97.9%	97.7%	96.7%	> 1.3M

Lumen Multiplier

Ambient Temperature	Lumen Multiplier
0°C	1.02
10°C	1.01
25°C	1.00
40°C	0.99
50°C	0.97

* Supported by IES TM-21 standards
 ** Theoretical values represent estimations commonly used; however, refer to the IES position on LED Product Lifetime Prediction, IES PS-10-18, explaining proper use of IES TM-21 and LM-80.

FADC Settings
SA1-SA3 (All Output Levels)

FADC Position	Percent of Typical Lumen Output
1	25%
2	48%
3	56%
4	65%
5	75%
6	80%
7	85%
8	90%
9	95%
10	100%

Note: +/-5% typical value

FADC Settings
SA4-SA6 (All Output Levels)

FADC Position	Percent of Typical Lumen Output
1	14%
2	25%
3	32%
4	43%
5	49%
6	57%
7	65%
8	72%
9	80%
10	100%

Note: +/-5% typical value

FADC Settings
SA7-SA9 (All Output Levels)

FADC Position	Percent of Typical Lumen Output
1	19%
2	38%
3	47%
4	63%
5	74%
6	85%
7	95%
8	97%
9	100%
10	100%

Note: +/-5% typical value

SA Light Squares, Output Level 1, 4000K CCT, 70 CRI

Galleon II IES Files

Supplemental Lumen Tables

Number of Light Squares	1	2	3	4	5	6	7	8	9	
Nominal Power (Watts)	33	63	93	121	154	182	215	244	274	
Input Current @ 120V	0.283	0.529	0.778	1.058	1.310	1.556	1.839	2.089	2.335	
Input Current @ 208V	0.165	0.309	0.460	0.618	0.771	0.919	1.082	1.240	1.379	
Input Current @ 240V	0.143	0.270	0.398	0.540	0.671	0.796	0.944	1.078	1.194	
Input Current @ 277V	0.125	0.237	0.352	0.473	0.581	0.705	0.818	0.962	1.057	
Input Current @ 347V	0.098	0.181	0.272	0.362	0.454	0.544	0.636	0.738	0.816	
Input Current @ 480V	0.073	0.133	0.200	0.267	0.335	0.400	0.470	0.554	0.600	
Optics										
T1	Lumens	4,619	9,180	13,628	18,059	22,861	27,070	31,796	36,863	41,385
	BUG Rating	B2-U0-G1	B3-U0-G1	B3-U0-G2	B4-U0-G2	B4-U0-G2	B4-U0-G2	B5-U0-G3	B5-U0-G3	B5-U0-G3
	Lumens per Watt	140	146	147	149	148	149	148	151	151
T2	Lumens	4,654	9,249	13,730	18,194	23,032	27,273	32,034	37,138	41,694
	BUG Rating	B1-U0-G1	B1-U0-G2	B2-U0-G2	B2-U0-G3	B3-U0-G4	B3-U0-G4	B3-U0-G4	B3-U0-G5	B3-U0-G5
	Lumens per Watt	141	147	148	150	150	150	149	152	152
T2R	Lumens	4,716	9,372	13,913	18,437	23,340	27,637	32,462	37,634	42,251
	BUG Rating	B1-U0-G1	B1-U0-G2	B2-U0-G2	B2-U0-G2	B3-U0-G3	B3-U0-G3	B3-U0-G4	B3-U0-G4	B3-U0-G4
	Lumens per Watt	143	149	150	152	152	152	151	154	154
T3	Lumens	4,589	9,120	13,538	17,940	22,711	26,892	31,587	36,620	41,112
	BUG Rating	B1-U0-G1	B2-U0-G2	B2-U0-G2	B3-U0-G3	B3-U0-G3	B3-U0-G4	B3-U0-G4	B3-U0-G4	B4-U0-G4
	Lumens per Watt	139	145	146	148	147	148	147	150	150
T3R	Lumens	4,735	9,411	13,970	18,513	23,436	27,751	32,596	37,790	42,425
	BUG Rating	B1-U0-G1	B1-U0-G2	B2-U0-G3	B2-U0-G3	B3-U0-G4	B3-U0-G4	B3-U0-G4	B3-U0-G5	B3-U0-G5
	Lumens per Watt	143	149	150	153	152	152	152	155	155
T4FT	Lumens	4,617	9,176	13,622	18,051	22,851	27,058	31,782	36,847	41,366
	BUG Rating	B1-U0-G2	B2-U0-G2	B2-U0-G3	B3-U0-G3	B3-U0-G4	B3-U0-G4	B3-U0-G5	B3-U0-G5	B3-U0-G5
	Lumens per Watt	140	146	146	149	148	149	148	151	151
T4W	Lumens	4,631	9,203	13,662	18,104	22,918	27,138	31,876	36,955	41,488
	BUG Rating	B1-U0-G2	B2-U0-G2	B2-U0-G3	B3-U0-G3	B3-U0-G4	B3-U0-G4	B3-U0-G5	B3-U0-G5	B4-U0-G5
	Lumens per Watt	140	146	147	150	149	149	148	151	151
SL2	Lumens	4,619	9,180	13,627	18,058	22,860	27,069	31,795	36,861	41,383
	BUG Rating	B1-U0-G2	B2-U0-G2	B2-U0-G3	B3-U0-G3	B3-U0-G4	B3-U0-G4	B3-U0-G4	B3-U0-G5	B4-U0-G5
	Lumens per Watt	140	146	147	149	148	149	148	151	151
SL3	Lumens	4,586	9,115	13,531	17,931	22,699	26,879	31,571	36,602	41,091
	BUG Rating	B1-U0-G1	B1-U0-G2	B2-U0-G3	B2-U0-G3	B3-U0-G4	B3-U0-G4	B3-U0-G4	B3-U0-G5	B3-U0-G5
	Lumens per Watt	139	145	145	148	147	148	147	150	150
SL4	Lumens	4,529	9,002	13,363	17,708	22,417	26,544	31,178	36,146	40,580
	BUG Rating	B1-U0-G2	B1-U0-G3	B2-U0-G3	B2-U0-G4	B2-U0-G4	B3-U0-G5	B3-U0-G5	B3-U0-G5	B3-U0-G5
	Lumens per Watt	137	143	144	146	146	146	145	148	148
5NQ	Lumens	4,829	9,598	14,247	18,880	23,901	28,301	33,242	38,539	43,266
	BUG Rating	B2-U0-G1	B3-U0-G1	B3-U0-G2	B4-U0-G2	B4-U0-G2	B4-U0-G2	B5-U0-G2	B5-U0-G3	B5-U0-G3
	Lumens per Watt	146	152	153	156	155	155	155	158	158
5MQ	Lumens	4,853	9,645	14,318	18,974	24,020	28,442	33,407	38,731	43,482
	BUG Rating	B3-U0-G1	B3-U0-G2	B4-U0-G2	B4-U0-G2	B5-U0-G3	B5-U0-G3	B5-U0-G4	B5-U0-G4	B5-U0-G4
	Lumens per Watt	147	153	154	157	156	156	155	159	159
5WQ	Lumens	4,843	9,625	14,288	18,934	23,969	28,382	33,337	38,649	43,390
	BUG Rating	B3-U0-G1	B4-U0-G2	B4-U0-G2	B5-U0-G3	B5-U0-G3	B5-U0-G4	B5-U0-G4	B5-U0-G4	B5-U0-G5
	Lumens per Watt	147	153	154	156	156	156	155	158	158
SLL/ SLR	Lumens	3,989	7,927	11,768	15,594	19,741	23,375	27,456	31,831	35,736
	BUG Rating	B1-U0-G2	B1-U0-G2	B2-U0-G3	B2-U0-G3	B2-U0-G4	B3-U0-G4	B3-U0-G4	B3-U0-G5	B3-U0-G5
	Lumens per Watt	121	126	127	129	128	128	128	130	130
RW	Lumens	4,774	9,488	14,085	18,665	23,628	27,979	32,863	38,100	42,774
	BUG Rating	B2-U0-G1	B3-U0-G1	B3-U0-G2	B4-U0-G2	B4-U0-G2	B4-U0-G2	B5-U0-G3	B5-U0-G3	B5-U0-G3
	Lumens per Watt	145	151	151	154	153	154	153	156	156
AFL	Lumens	4,673	9,286	13,785	18,268	23,126	27,384	32,164	37,290	41,864
	BUG Rating	B1-U0-G1	B1-U0-G1	B2-U0-G2	B2-U0-G2	B3-U0-G2	B3-U0-G2	B3-U0-G3	B3-U0-G3	B3-U0-G3
	Lumens per Watt	142	147	148	151	150	150	150	153	153

* Nominal data for 70 CRI. ** For additional performance data, please reference the Galleon Supplemental Performance Guide.

SA Light Squares, Output Level 2, 4000K CCT, 70 CRI

Galleon II IES Files

Supplemental Lumen Tables

Number of Light Squares	1	2	3	4	5	6	7	8	9	
Nominal Power (Watts)	44	82	121	164	204	243	286	325	364	
Input Current @ 120V	0.367	0.689	1.014	1.378	1.704	2.027	2.393	2.716	3.041	
Input Current @ 208V	0.213	0.401	0.594	0.802	0.997	1.188	1.400	1.605	1.782	
Input Current @ 240V	0.184	0.347	0.510	0.694	0.860	1.021	1.210	1.386	1.531	
Input Current @ 277V	0.160	0.303	0.449	0.605	0.757	0.898	1.065	1.242	1.347	
Input Current @ 347V	0.125	0.235	0.355	0.471	0.592	0.710	0.828	0.958	1.065	
Input Current @ 480V	0.092	0.172	0.258	0.344	0.432	0.517	0.605	0.706	0.775	
Optics										
T1	Lumens	5,748	11,423	16,957	22,470	28,446	33,683	39,563	45,867	51,494
	BUG Rating	B2-U0-G1	B3-U0-G2	B4-U0-G2	B4-U0-G2	B4-U0-G2	B5-U0-G3	B5-U0-G3	B5-U0-G4	B5-U0-G4
	Lumens per Watt	131	139	140	137	139	139	138	141	141
T2	Lumens	5,790	11,508	17,083	22,638	28,658	33,935	39,859	46,210	51,879
	BUG Rating	B1-U0-G2	B2-U0-G2	B2-U0-G3	B3-U0-G4	B3-U0-G4	B3-U0-G4	B3-U0-G5	B3-U0-G5	B4-U0-G5
	Lumens per Watt	132	140	141	138	140	140	139	142	143
T2R	Lumens	5,868	11,662	17,311	22,941	29,041	34,388	40,391	46,827	52,572
	BUG Rating	B1-U0-G1	B2-U0-G2	B2-U0-G2	B3-U0-G3	B3-U0-G3	B3-U0-G4	B3-U0-G4	B3-U0-G4	B3-U0-G5
	Lumens per Watt	133	142	143	140	142	142	141	144	144
T3	Lumens	5,710	11,347	16,845	22,322	28,258	33,461	39,303	45,565	51,155
	BUG Rating	B1-U0-G1	B2-U0-G2	B3-U0-G3	B3-U0-G3	B3-U0-G4	B3-U0-G4	B4-U0-G4	B4-U0-G5	B4-U0-G5
	Lumens per Watt	130	138	139	136	139	138	137	140	141
T3R	Lumens	5,892	11,710	17,383	23,035	29,161	34,530	40,558	47,020	52,788
	BUG Rating	B1-U0-G2	B2-U0-G2	B2-U0-G3	B3-U0-G4	B3-U0-G4	B3-U0-G5	B3-U0-G5	B3-U0-G5	B4-U0-G5
	Lumens per Watt	134	143	144	140	143	142	142	145	145
T4FT	Lumens	5,745	11,418	16,949	22,460	28,433	33,668	39,546	45,847	51,471
	BUG Rating	B1-U0-G2	B2-U0-G3	B2-U0-G3	B3-U0-G4	B3-U0-G4	B3-U0-G5	B3-U0-G5	B4-U0-G5	B4-U0-G5
	Lumens per Watt	131	139	140	137	139	139	138	141	141
T4W	Lumens	5,762	11,451	16,999	22,526	28,517	33,767	39,662	45,982	51,622
	BUG Rating	B1-U0-G2	B2-U0-G2	B3-U0-G3	B3-U0-G4	B3-U0-G4	B3-U0-G5	B4-U0-G5	B4-U0-G5	B4-U0-G5
	Lumens per Watt	131	140	140	137	140	139	139	141	142
SL2	Lumens	5,747	11,422	16,956	22,469	28,444	33,681	39,561	45,865	51,491
	BUG Rating	B1-U0-G2	B2-U0-G3	B3-U0-G3	B3-U0-G4	B3-U0-G4	B3-U0-G4	B4-U0-G5	B4-U0-G5	B4-U0-G5
	Lumens per Watt	131	139	140	137	139	139	138	141	141
SL3	Lumens	5,707	11,342	16,836	22,311	28,244	33,444	39,283	45,542	51,129
	BUG Rating	B1-U0-G2	B2-U0-G3	B2-U0-G3	B3-U0-G4	B3-U0-G4	B3-U0-G5	B3-U0-G5	B3-U0-G5	B3-U0-G5
	Lumens per Watt	130	138	139	136	138	138	137	140	140
SL4	Lumens	5,636	11,201	16,627	22,034	27,893	33,028	38,794	44,976	50,493
	BUG Rating	B1-U0-G2	B1-U0-G3	B2-U0-G4	B2-U0-G4	B3-U0-G5	B3-U0-G5	B3-U0-G5	B3-U0-G5	B3-U0-G5
	Lumens per Watt	128	137	137	134	137	136	136	138	139
5NQ	Lumens	6,009	11,942	17,727	23,492	29,739	35,214	41,362	47,953	53,835
	BUG Rating	B2-U0-G1	B3-U0-G1	B4-U0-G2	B4-U0-G2	B5-U0-G2	B5-U0-G2	B5-U0-G3	B5-U0-G3	B5-U0-G3
	Lumens per Watt	137	146	147	143	146	145	145	148	148
5MQ	Lumens	6,039	12,001	17,816	23,609	29,887	35,389	41,568	48,191	54,103
	BUG Rating	B3-U0-G1	B4-U0-G2	B4-U0-G2	B5-U0-G3	B5-U0-G3	B5-U0-G4	B5-U0-G4	B5-U0-G4	B5-U0-G5
	Lumens per Watt	137	146	147	144	147	146	145	148	149
5WQ	Lumens	6,026	11,976	17,778	23,559	29,824	35,315	41,480	48,090	53,989
	BUG Rating	B3-U0-G1	B4-U0-G2	B5-U0-G3	B5-U0-G3	B5-U0-G4	B5-U0-G4	B5-U0-G4	B5-U0-G5	B5-U0-G5
	Lumens per Watt	137	146	147	144	146	145	145	148	148
SLL/ SLR	Lumens	4,963	9,863	14,642	19,403	24,563	29,085	34,163	39,607	44,465
	BUG Rating	B1-U0-G2	B1-U0-G3	B2-U0-G3	B2-U0-G4	B3-U0-G4	B3-U0-G5	B3-U0-G5	B3-U0-G5	B3-U0-G5
	Lumens per Watt	113	120	121	118	120	120	119	122	122
RW	Lumens	5,940	11,806	17,526	23,224	29,400	34,813	40,891	47,407	53,222
	BUG Rating	B3-U0-G1	B3-U0-G2	B4-U0-G2	B4-U0-G2	B5-U0-G3	B5-U0-G3	B5-U0-G3	B5-U0-G4	B5-U0-G4
	Lumens per Watt	135	144	145	142	144	143	143	146	146
AFL	Lumens	5,814	11,555	17,153	22,730	28,775	34,073	40,021	46,398	52,090
	BUG Rating	B1-U0-G1	B2-U0-G1	B2-U0-G2	B2-U0-G2	B3-U0-G3	B3-U0-G3	B3-U0-G3	B3-U0-G3	B3-U0-G4
	Lumens per Watt	132	141	142	139	141	140	140	143	143

* Nominal data for 70 CRI. ** For additional performance data, please reference the Galleon Supplemental Performance Guide.

SA Light Squares, Output Level 3, 4000K CCT, 70 CRI

Galleon II IES Files

Supplemental Lumen Tables

Number of Light Squares		1	2	3	4	5	6	7	8	9
Nominal Power (Watts)		57	108	160	213	269	321	377	429	481
Input Current @ 120V		0.478	0.905	1.338	1.810	2.244	2.675	3.150	3.584	4.013
Input Current @ 208V		0.279	0.532	0.780	1.064	1.313	1.559	1.845	2.093	2.339
Input Current @ 240V		0.243	0.458	0.664	0.916	1.123	1.328	1.582	1.788	1.991
Input Current @ 277V		0.213	0.404	0.582	0.808	0.997	1.164	1.401	1.589	1.745
Input Current @ 347V		0.164	0.322	0.471	0.644	0.795	0.943	1.117	1.269	1.414
Input Current @ 480V		0.121	0.235	0.341	0.469	0.579	0.681	0.814	0.923	1.022
Optics										
T1	Lumens	7,101	14,113	20,950	27,763	35,146	41,616	48,882	56,671	63,623
	BUG Rating	B3-U0-G1	B3-U0-G2	B4-U0-G2	B4-U0-G2	B5-U0-G3	B5-U0-G3	B5-U0-G4	B5-U0-G4	B5-U0-G4
	Lumens per Watt	125	131	131	130	131	130	130	132	132
T2	Lumens	7,154	14,219	21,107	27,970	35,408	41,927	49,247	57,094	64,098
	BUG Rating	B1-U0-G2	B2-U0-G2	B3-U0-G3	B3-U0-G4	B3-U0-G4	B3-U0-G5	B4-U0-G5	B4-U0-G5	B4-U0-G5
	Lumens per Watt	126	132	132	131	132	131	131	133	133
T2R	Lumens	7,250	14,408	21,389	28,344	35,881	42,487	49,905	57,857	64,954
	BUG Rating	B1-U0-G1	B2-U0-G2	B2-U0-G3	B3-U0-G3	B3-U0-G4	B3-U0-G4	B3-U0-G5	B4-U0-G5	B4-U0-G5
	Lumens per Watt	127	133	134	133	133	132	132	135	135
T3	Lumens	7,054	14,020	20,812	27,580	34,914	41,342	48,560	56,297	63,203
	BUG Rating	B1-U0-G2	B2-U0-G2	B3-U0-G3	B3-U0-G4	B3-U0-G4	B4-U0-G4	B4-U0-G5	B4-U0-G5	B4-U0-G5
	Lumens per Watt	124	130	130	129	130	129	129	131	131
T3R	Lumens	7,280	14,468	21,477	28,461	36,029	42,663	50,111	58,096	65,222
	BUG Rating	B1-U0-G2	B2-U0-G3	B3-U0-G4	B3-U0-G4	B3-U0-G5	B3-U0-G5	B3-U0-G5	B4-U0-G5	B4-U0-G5
	Lumens per Watt	128	134	134	134	134	133	133	135	136
T4FT	Lumens	7,098	14,107	20,941	27,751	35,130	41,598	48,860	56,646	63,594
	BUG Rating	B1-U0-G2	B2-U0-G3	B3-U0-G4	B3-U0-G4	B3-U0-G5	B3-U0-G5	B4-U0-G5	B4-U0-G5	B4-U0-G5
	Lumens per Watt	125	131	131	130	131	130	130	132	132
T4W	Lumens	7,119	14,148	21,003	27,832	35,233	41,720	49,004	56,812	63,781
	BUG Rating	B1-U0-G2	B2-U0-G3	B3-U0-G4	B3-U0-G4	B3-U0-G5	B4-U0-G5	B4-U0-G5	B4-U0-G5	B4-U0-G5
	Lumens per Watt	125	131	131	131	131	130	130	132	133
SL2	Lumens	7,101	14,112	20,949	27,761	35,144	41,614	48,879	56,668	63,619
	BUG Rating	B1-U0-G2	B2-U0-G3	B3-U0-G3	B3-U0-G4	B3-U0-G5	B4-U0-G5	B4-U0-G5	B4-U0-G5	B4-U0-G5
	Lumens per Watt	125	131	131	130	131	130	130	132	132
SL3	Lumens	7,051	14,013	20,802	27,566	34,897	41,321	48,535	56,269	63,172
	BUG Rating	B1-U0-G2	B2-U0-G3	B2-U0-G4	B3-U0-G4	B3-U0-G5	B3-U0-G5	B3-U0-G5	B4-U0-G5	B4-U0-G5
	Lumens per Watt	124	130	130	129	130	129	129	131	131
SL4	Lumens	6,963	13,839	20,543	27,223	34,463	40,808	47,932	55,569	62,386
	BUG Rating	B1-U0-G2	B2-U0-G3	B2-U0-G4	B3-U0-G5	B3-U0-G5	B3-U0-G5	B3-U0-G5	B3-U0-G5	B3-U0-G5
	Lumens per Watt	122	128	128	128	128	127	127	130	130
5NQ	Lumens	7,424	14,755	21,903	29,025	36,743	43,508	51,104	59,247	66,515
	BUG Rating	B3-U0-G1	B3-U0-G2	B4-U0-G2	B5-U0-G2	B5-U0-G3	B5-U0-G3	B5-U0-G3	B5-U0-G4	B5-U0-G4
	Lumens per Watt	130	137	137	136	137	136	136	138	138
5MQ	Lumens	7,461	14,828	22,012	29,169	36,926	43,725	51,359	59,542	66,846
	BUG Rating	B3-U0-G1	B4-U0-G2	B5-U0-G3	B5-U0-G3	B5-U0-G4	B5-U0-G4	B5-U0-G4	B5-U0-G5	B5-U0-G5
	Lumens per Watt	131	137	138	137	137	136	136	139	139
5WQ	Lumens	7,445	14,797	21,966	29,108	36,849	43,633	51,250	59,417	66,705
	BUG Rating	B3-U0-G2	B4-U0-G2	B5-U0-G3	B5-U0-G4	B5-U0-G4	B5-U0-G5	B5-U0-G5	B5-U0-G5	B5-U0-G5
	Lumens per Watt	131	137	137	137	137	136	136	139	139
SLL/ SLR	Lumens	6,132	12,187	18,091	23,973	30,348	35,936	42,210	48,935	54,938
	BUG Rating	B1-U0-G2	B2-U0-G3	B2-U0-G3	B3-U0-G4	B3-U0-G5	B3-U0-G5	B3-U0-G5	B3-U0-G5	B3-U0-G5
	Lumens per Watt	108	113	113	113	113	112	112	114	114
RW	Lumens	7,340	14,587	21,653	28,694	36,325	43,013	50,522	58,573	65,757
	BUG Rating	B3-U0-G1	B3-U0-G2	B4-U0-G2	B4-U0-G2	B5-U0-G3	B5-U0-G3	B5-U0-G4	B5-U0-G4	B5-U0-G4
	Lumens per Watt	129	135	135	135	135	134	134	137	137
AFL	Lumens	7,183	14,276	21,193	28,084	35,552	42,098	49,448	57,327	64,359
	BUG Rating	B1-U0-G1	B2-U0-G2	B2-U0-G2	B3-U0-G2	B3-U0-G3	B3-U0-G3	B3-U0-G4	B3-U0-G4	B4-U0-G4
	Lumens per Watt	126	132	132	132	132	131	131	134	134

* Nominal data for 70 CRI. ** For additional performance data, please reference the Galleon Supplemental Performance Guide.

SA Light Squares, Output Level 4, 4000K CCT, 70 CRI

Galleon II IES Files

Supplemental Lumen Tables

Number of Light Squares	1	2	3	4	5	6	7	8	9	
Nominal Power (Watts)	65	125	184	245	309	368	433	493	552	
Input Current @ 120V	0.546	1.041	1.535	2.082	2.578	3.070	3.619	4.114	4.605	
Input Current @ 208V	0.318	0.610	0.893	1.219	1.504	1.786	2.113	2.397	2.679	
Input Current @ 240V	0.276	0.523	0.758	1.046	1.282	1.516	1.806	2.041	2.274	
Input Current @ 277V	0.241	0.460	0.662	0.920	1.133	1.325	1.593	1.807	1.987	
Input Current @ 347V	0.187	0.370	0.543	0.740	0.915	1.085	1.285	1.459	1.628	
Input Current @ 480V	0.138	0.269	0.391	0.537	0.663	0.782	0.932	1.057	1.173	
Optics										
T1	Lumens	7,814	15,529	23,053	30,549	38,672	45,793	53,787	62,358	70,007
	BUG Rating	B3-U0-G1	B4-U0-G2	B4-U0-G2	B5-U0-G3	B5-U0-G3	B5-U0-G4	B5-U0-G4	B5-U0-G4	B5-U0-G4
	Lumens per Watt	120	124	125	125	125	124	124	126	127
T2	Lumens	7,872	15,645	23,225	30,777	38,962	46,135	54,189	62,824	70,530
	BUG Rating	B1-U0-G2	B2-U0-G3	B3-U0-G4	B3-U0-G4	B3-U0-G5	B3-U0-G5	B4-U0-G5	B4-U0-G5	B4-U0-G5
	Lumens per Watt	121	125	126	126	126	125	125	127	128
T2R	Lumens	7,977	15,854	23,535	31,188	39,482	46,751	54,913	63,663	71,472
	BUG Rating	B1-U0-G2	B2-U0-G2	B3-U0-G3	B3-U0-G4	B3-U0-G4	B3-U0-G4	B4-U0-G5	B4-U0-G5	B4-U0-G5
	Lumens per Watt	123	127	128	127	128	127	127	129	129
T3	Lumens	7,762	15,427	22,901	30,348	38,418	45,491	53,433	61,947	69,546
	BUG Rating	B2-U0-G2	B3-U0-G3	B3-U0-G3	B3-U0-G4	B4-U0-G4	B4-U0-G5	B4-U0-G5	B4-U0-G5	B4-U0-G5
	Lumens per Watt	119	123	124	124	124	124	123	126	126
T3R	Lumens	8,010	15,920	23,632	31,317	39,645	46,944	55,139	63,925	71,767
	BUG Rating	B1-U0-G2	B2-U0-G3	B3-U0-G4	B3-U0-G4	B3-U0-G5	B3-U0-G5	B4-U0-G5	B4-U0-G5	B4-U0-G5
	Lumens per Watt	123	127	128	128	128	128	127	130	130
T4FT	Lumens	7,810	15,522	23,043	30,535	38,655	45,772	53,763	62,330	69,976
	BUG Rating	B1-U0-G2	B2-U0-G3	B3-U0-G4	B3-U0-G4	B3-U0-G5	B4-U0-G5	B4-U0-G5	B4-U0-G5	B4-U0-G5
	Lumens per Watt	120	124	125	125	125	124	124	126	127
T4W	Lumens	7,833	15,568	23,110	30,625	38,769	45,907	53,921	62,513	70,182
	BUG Rating	B2-U0-G2	B3-U0-G3	B3-U0-G4	B3-U0-G5	B4-U0-G5	B4-U0-G5	B4-U0-G5	B4-U0-G5	B4-U0-G5
	Lumens per Watt	121	125	126	125	125	125	125	127	127
SL2	Lumens	7,813	15,528	23,052	30,547	38,670	45,790	53,784	62,354	70,003
	BUG Rating	B2-U0-G2	B3-U0-G3	B3-U0-G4	B3-U0-G4	B4-U0-G5	B4-U0-G5	B4-U0-G5	B4-U0-G5	B4-U0-G5
	Lumens per Watt	120	124	125	125	125	124	124	126	127
SL3	Lumens	7,758	15,419	22,889	30,332	38,398	45,468	53,406	61,916	69,511
	BUG Rating	B1-U0-G2	B2-U0-G3	B3-U0-G4	B3-U0-G4	B3-U0-G5	B3-U0-G5	B3-U0-G5	B4-U0-G5	B4-U0-G5
	Lumens per Watt	119	123	124	124	124	124	123	126	126
SL4	Lumens	7,662	15,228	22,605	29,955	37,921	44,903	52,742	61,146	68,646
	BUG Rating	B1-U0-G3	B2-U0-G3	B2-U0-G4	B3-U0-G5	B3-U0-G5	B3-U0-G5	B3-U0-G5	B3-U0-G5	B4-U0-G5
	Lumens per Watt	118	122	123	122	123	122	122	124	124
5NQ	Lumens	8,169	16,235	24,101	31,938	40,431	47,874	56,232	65,193	73,190
	BUG Rating	B3-U0-G1	B3-U0-G2	B4-U0-G2	B5-U0-G2	B5-U0-G3	B5-U0-G3	B5-U0-G4	B5-U0-G4	B5-U0-G4
	Lumens per Watt	126	130	131	130	131	130	130	132	133
5MQ	Lumens	8,210	16,316	24,221	32,097	40,632	48,113	56,512	65,517	73,554
	BUG Rating	B3-U0-G2	B4-U0-G2	B5-U0-G3	B5-U0-G3	B5-U0-G4	B5-U0-G4	B5-U0-G5	B5-U0-G5	B5-U0-G5
	Lumens per Watt	126	131	132	131	131	131	131	133	133
5WQ	Lumens	8,192	16,282	24,170	32,029	40,546	48,011	56,393	65,379	73,399
	BUG Rating	B3-U0-G2	B4-U0-G2	B5-U0-G3	B5-U0-G4	B5-U0-G4	B5-U0-G5	B5-U0-G5	B5-U0-G5	B5-U0-G5
	Lumens per Watt	126	130	131	131	131	130	130	133	133
SLL/SLR	Lumens	6,747	13,410	19,906	26,379	33,394	39,542	46,445	53,846	60,451
	BUG Rating	B1-U0-G2	B2-U0-G3	B2-U0-G4	B3-U0-G4	B3-U0-G5	B3-U0-G5	B3-U0-G5	B3-U0-G5	B4-U0-G5
	Lumens per Watt	104	107	108	108	108	107	107	109	110
RW	Lumens	8,076	16,050	23,826	31,574	39,970	47,329	55,592	64,450	72,356
	BUG Rating	B3-U0-G1	B4-U0-G2	B4-U0-G2	B5-U0-G3	B5-U0-G3	B5-U0-G4	B5-U0-G4	B5-U0-G4	B5-U0-G5
	Lumens per Watt	124	128	129	129	129	129	128	131	131
AFL	Lumens	7,904	15,709	23,320	30,902	39,120	46,323	54,410	63,079	70,817
	BUG Rating	B1-U0-G1	B2-U0-G2	B3-U0-G2	B3-U0-G3	B3-U0-G3	B3-U0-G3	B3-U0-G4	B4-U0-G4	B4-U0-G4
	Lumens per Watt	122	126	127	126	127	126	126	128	128

* Nominal data for 70 CRI. ** For additional performance data, please reference the Galleon Supplemental Performance Guide.

SB Light Squares, Output Level 1, 4000K, 70 CRI

Number of Light Squares		1	2	3	4	5	6	7	8	9
Nominal Power (Watts)		31	57	85	114	142	171	199	227	256
Input Current @ 120V		0.263	0.484	0.717	0.952	1.201	1.434	1.685	1.918	2.151
Input Current @ 208V		0.154	0.280	0.420	0.552	0.700	0.839	0.979	1.119	1.259
Input Current @ 240V		0.136	0.245	0.370	0.483	0.615	0.740	0.860	0.985	1.110
Input Current @ 277V		0.122	0.216	0.330	0.425	0.546	0.660	0.762	0.876	0.989
Input Current @ 347V		-	-	0.248	0.328	0.413	0.495	0.577	0.665	0.743
Input Current @ 480V		-	-	0.182	0.238	0.304	0.364	0.426	0.493	0.547
Optics										
T1	Lumens	4,696	9,389	14,086	18,816	23,716	28,470	33,388	37,964	42,763
	BUG Rating	B2-U0-G1	B3-U0-G1	B4-U0-G2	B4-U0-G2	B4-U0-G2	B5-U0-G3	B5-U0-G3	B5-U0-G3	B5-U0-G4
	Lumens per Watt	152	164	166	165	167	167	168	167	167
T2	Lumens	4,704	9,404	14,109	18,846	23,754	28,515	33,442	38,024	42,831
	BUG Rating	B1-U0-G1	B2-U0-G2	B3-U0-G3	B3-U0-G3	B3-U0-G3	B3-U0-G4	B4-U0-G4	B4-U0-G4	B4-U0-G5
	Lumens per Watt	152	164	167	165	168	167	168	167	168
T3	Lumens	4,751	9,497	14,249	19,033	23,989	28,798	33,773	38,401	43,256
	BUG Rating	B1-U0-G1	B2-U0-G2	B2-U0-G2	B3-U0-G3	B3-U0-G3	B3-U0-G4	B3-U0-G4	B3-U0-G4	B4-U0-G4
	Lumens per Watt	154	166	168	167	169	169	170	169	169
T4FT	Lumens	4,692	9,380	14,074	18,799	23,694	28,444	33,358	37,929	42,724
	BUG Rating	B1-U0-G1	B2-U0-G2	B3-U0-G2	B3-U0-G3	B3-U0-G3	B3-U0-G4	B4-U0-G4	B4-U0-G4	B4-U0-G4
	Lumens per Watt	152	164	166	165	167	166	168	167	167
SL4	Lumens	4,706	9,408	14,115	18,854	23,764	28,527	33,456	38,040	42,849
	BUG Rating	B1-U0-G2	B2-U0-G3	B2-U0-G3	B3-U0-G3	B3-U0-G4	B3-U0-G4	B4-U0-G5	B4-U0-G5	B4-U0-G5
	Lumens per Watt	152	164	167	165	168	167	168	168	168
5WQ	Lumens	4,802	9,600	14,403	19,239	24,249	29,110	34,139	38,817	43,724
	BUG Rating	B3-U0-G1	B4-U0-G2	B4-U0-G2	B5-U0-G3	B5-U0-G3	B5-U0-G4	B5-U0-G4	B5-U0-G4	B5-U0-G5
	Lumens per Watt	155	168	170	169	171	170	171	171	171

SB Light Squares, Output Level 2, 4000K, 70 CRI

Number of Light Squares		1	2	3	4	5	6	7	8	9
Nominal Power (Watts)		40	74	109	147	183	220	257	293	330
Input Current @ 120V		0.330	0.627	0.919	1.255	1.547	1.838	2.174	2.466	2.758
Input Current @ 208V		0.192	0.370	0.533	0.739	0.902	1.066	1.272	1.435	1.598
Input Current @ 240V		0.169	0.327	0.467	0.655	0.794	0.933	1.121	1.260	1.400
Input Current @ 277V		0.150	0.294	0.412	0.588	0.706	0.823	1.000	1.118	1.235
Input Current @ 347V		0.112	0.215	0.316	0.431	0.531	0.632	0.746	0.847	0.947
Input Current @ 480V		0.086	0.160	0.230	0.320	0.390	0.460	0.550	0.620	0.690
Optics										
T1	Lumens	5,895	11,786	17,683	23,620	29,771	35,739	41,913	47,656	53,681
	BUG Rating	B3-U0-G1	B3-U0-G2	B4-U0-G2	B4-U0-G2	B5-U0-G3	B5-U0-G3	B5-U0-G4	B5-U0-G4	B5-U0-G4
	Lumens per Watt	148	159	162	161	163	162	163	163	163
T2	Lumens	5,905	11,805	17,711	23,658	29,818	35,796	41,980	47,732	53,766
	BUG Rating	B1-U0-G1	B2-U0-G2	B3-U0-G3	B3-U0-G3	B3-U0-G4	B4-U0-G4	B4-U0-G4	B4-U0-G5	B4-U0-G5
	Lumens per Watt	148	160	162	161	163	162	164	163	163
T3	Lumens	5,963	11,922	17,887	23,892	30,114	36,151	42,396	48,206	54,300
	BUG Rating	B1-U0-G1	B2-U0-G2	B3-U0-G3	B3-U0-G3	B3-U0-G4	B3-U0-G4	B4-U0-G4	B4-U0-G5	B4-U0-G5
	Lumens per Watt	150	161	164	163	165	164	165	165	165
T4FT	Lumens	5,890	11,775	17,667	23,599	29,744	35,706	41,875	47,613	53,632
	BUG Rating	B2-U0-G1	B3-U0-G2	B3-U0-G3	B3-U0-G3	B4-U0-G4	B4-U0-G4	B4-U0-G4	B4-U0-G5	B4-U0-G5
	Lumens per Watt	148	159	162	161	163	162	163	163	163
SL4	Lumens	5,907	11,810	17,718	23,668	29,831	35,811	41,998	47,752	53,789
	BUG Rating	B1-U0-G2	B2-U0-G3	B3-U0-G3	B3-U0-G4	B4-U0-G5	B4-U0-G5	B4-U0-G5	B4-U0-G5	B5-U0-G5
	Lumens per Watt	148	160	162	161	163	162	164	163	163
5WQ	Lumens	6,028	12,051	18,080	24,151	30,440	36,542	42,855	48,728	54,887
	BUG Rating	B3-U0-G1	B4-U0-G2	B4-U0-G2	B5-U0-G3	B5-U0-G4	B5-U0-G4	B5-U0-G4	B5-U0-G5	B5-U0-G5
	Lumens per Watt	151	163	166	164	167	166	167	166	167

SB Light Squares, Output Level 3, 4000K, 70 CRI

Number of Light Squares		1	2	3	4	5	6	7	8	9
Nominal Power (Watts)		54	101	149	201	250	301	351	400	450
Input Current @ 120V		0.437	0.857	1.259	1.714	2.116	2.518	2.973	3.375	3.776
Input Current @ 208V		0.254	0.498	0.721	0.996	1.219	1.442	1.717	1.940	2.163
Input Current @ 240V		0.223	0.437	0.628	0.874	1.065	1.256	1.501	1.693	1.884
Input Current @ 277V		0.197	0.386	0.550	0.772	0.936	1.100	1.322	1.485	1.649
Input Current @ 347V		0.150	0.292	0.432	0.584	0.724	0.863	1.016	1.155	1.295
Input Current @ 480V		0.111	0.213	0.311	0.427	0.525	0.622	0.738	0.836	0.933
Optics										
T1	Lumens	7,841	15,675	23,517	31,414	39,594	47,531	55,743	63,381	71,393
	BUG Rating	B3-U0-G1	B4-U0-G2	B4-U0-G2	B5-U0-G3	B5-U0-G3	B5-U0-G4	B5-U0-G4	B5-U0-G4	B5-U0-G5
	Lumens per Watt	144	155	158	157	159	158	159	159	159
T2	Lumens	7,853	15,700	23,555	31,464	39,657	47,607	55,832	63,482	71,507
	BUG Rating	B2-U0-G2	B3-U0-G3	B3-U0-G3	B4-U0-G4	B4-U0-G4	B4-U0-G5	B4-U0-G5	B5-U0-G5	B5-U0-G5
	Lumens per Watt	144	156	158	157	159	158	159	159	159
T3	Lumens	7,931	15,856	23,789	31,776	40,051	48,080	56,386	64,112	72,217
	BUG Rating	B2-U0-G2	B2-U0-G2	B3-U0-G3	B3-U0-G4	B4-U0-G4	B4-U0-G5	B4-U0-G5	B4-U0-G5	B5-U0-G5
	Lumens per Watt	146	157	160	158	161	160	161	160	161
T4FT	Lumens	7,834	15,661	23,496	31,385	39,558	47,488	55,692	63,324	71,329
	BUG Rating	B2-U0-G2	B3-U0-G2	B3-U0-G3	B4-U0-G4	B4-U0-G4	B4-U0-G5	B4-U0-G5	B5-U0-G5	B5-U0-G5
	Lumens per Watt	144	155	158	156	159	158	159	158	159
SL4	Lumens	7,857	15,707	23,565	31,477	39,674	47,627	55,855	63,509	71,538
	BUG Rating	B2-U0-G2	B3-U0-G3	B3-U0-G4	B4-U0-G5	B4-U0-G5	B4-U0-G5	B5-U0-G5	B5-U0-G5	B5-U0-G5
	Lumens per Watt	144	156	158	157	159	158	159	159	159
5WQ	Lumens	8,017	16,027	24,046	32,120	40,484	48,600	56,996	64,806	72,998
	BUG Rating	B3-U0-G2	B4-U0-G2	B5-U0-G3	B5-U0-G4	B5-U0-G4	B5-U0-G5	B5-U0-G5	B5-U0-G5	B5-U0-G5
	Lumens per Watt	147	159	161	160	162	162	163	162	162

SB Light Squares, Output Level 4, 4000K, 70 CRI

Number of Light Squares		1	2	3	4	5	6	7	8	9
Nominal Power (Watts)		80	148	218	294	365	440	513	585	658
Input Current @ 120V		0.638	1.234	1.840	2.469	3.094	3.680	4.349	4.934	5.519
Input Current @ 208V		0.367	0.705	1.045	1.410	1.779	2.090	2.513	2.824	3.135
Input Current @ 240V		0.320	0.614	0.913	1.227	1.567	1.827	2.220	2.480	2.740
Input Current @ 277V		0.280	0.537	0.813	1.075	1.402	1.626	1.992	2.215	2.439
Input Current @ 347V		0.219	0.430	0.640	0.897	1.089	1.280	1.537	1.729	1.920
Input Current @ 480V		0.160	0.313	0.479	0.700	0.829	0.958	1.179	1.308	1.437
Optics										
T1	Lumens	10,654	21,299	31,955	42,684	53,800	64,585	75,742	86,121	97,008
	BUG Rating	B3-U0-G2	B4-U0-G2	B5-U0-G3	B5-U0-G4	B5-U0-G4	B5-U0-G4	B5-U0-G5	B5-U0-G5	B5-U0-G5
	Lumens per Watt	134	144	147	145	147	147	148	147	147
T2	Lumens	10,671	21,333	32,006	42,752	53,886	64,688	75,863	86,258	97,162
	BUG Rating	B2-U0-G2	B3-U0-G3	B4-U0-G4	B4-U0-G5	B4-U0-G5	B5-U0-G5	B5-U0-G5	B5-U0-G5	B5-U0-G5
	Lumens per Watt	134	145	147	146	148	147	148	147	148
T3	Lumens	10,777	21,545	32,324	43,177	54,420	65,329	76,616	87,114	98,127
	BUG Rating	B2-U0-G2	B3-U0-G3	B3-U0-G4	B4-U0-G4	B4-U0-G5	B4-U0-G5	B5-U0-G5	B5-U0-G5	B5-U0-G5
	Lumens per Watt	135	146	148	147	149	148	149	149	149
T4FT	Lumens	10,644	21,280	31,926	42,646	53,751	64,526	75,674	86,043	96,920
	BUG Rating	B2-U0-G2	B3-U0-G3	B4-U0-G4	B4-U0-G4	B4-U0-G5	B5-U0-G5	B5-U0-G5	B5-U0-G5	B5-U0-G5
	Lumens per Watt	134	144	146	145	147	147	148	147	147
SL4	Lumens	10,675	21,342	32,020	42,771	53,908	64,715	75,895	86,295	97,204
	BUG Rating	B2-U0-G3	B3-U0-G4	B4-U0-G5	B4-U0-G5	B5-U0-G5	B5-U0-G5	B5-U0-G5	B5-U0-G5	B5-U0-G5
	Lumens per Watt	134	145	147	146	148	147	148	148	148
5WQ	Lumens	10,893	21,778	32,673	43,644	55,009	66,037	77,445	88,057	99,189
	BUG Rating	B4-U0-G2	B5-U0-G3	B5-U0-G4	B5-U0-G5	B5-U0-G5	B5-U0-G5	B5-U0-G5	B5-U0-G5	B5-U0-G5
	Lumens per Watt	137	148	150	149	151	150	151	151	151

Control Options

0-10V (DIM)

This fixture is offered standard with 0-10V dimming driver(s). The DIM option provides 0-10V dimming wire leads for use with a lighting control panel or other control method.

Photocontrol (BPC, PR and PR7)

Optional button-type photocontrol (BPC) and photocontrol receptacles (PR and PR7) provide a flexible solution to enable "dusk-to-dawn" lighting by sensing light levels. Advanced control systems compatible with NEMA 7-pin standards can be utilized with the PR7 receptacle.

After Hours Dim (AHD)

This feature allows photocontrol-enabled luminaires to achieve additional energy savings by dimming during scheduled portions of the night. The dimming profile will automatically take effect after a "dusk-to-dawn" period has been calculated from the photocontrol input. Specify the desired dimming profile for a simple, factory-shipped dimming solution requiring no external control wiring. Reference the After Hours Dim supplemental guide for additional information.

Dimming Occupancy Sensor (SPB and MS/DIM-LXX)

These passive infrared (PIR) sensors are factory installed in the luminaire housing. When the SPB (FSP-321 or FSP-311) or MS/DIM (FSP-211) sensor options are selected, the occupancy sensor is connected to a dimming driver and the luminaire dims when no motion is detected. After a set period of time, the luminaire turns off, and when motion is detected, the luminaire returns to full light output. Both sensors are factory preset to dim down to approximately 10% power with a time delay of five minutes. The MS/DIM sensor requires the FSIR-100 programming tool to adjust factory defaults. The SPB sensor default parameters are listed in the table below and can be configured utilizing the Sensor Configuration mobile application for iOS and Android devices. The SPB/X is configured to control only the specified number of light squares (See SPB/X Availability Table below.) An integral photocontrol can be activated with the app for "dusk-to-dawn" control or daylight harvesting - the factory default is off. Four sensor colors are available; Bronze, Black, Gray and White, and are automatically selected based on the luminaire finish as indicated by the table below.

SPB sensor finish matched to luminaire finish		
Luminaire Finish		SPB Sensor Finish*
WH	White	White
BK	Black	Black
GM	Graphite Metallic	Black
BZ	Bronze	Bronze
AP	Gray	Gray
DP	Dark Platinum	Gray

*SPB bezel color automatically selected based on luminaire finish

SPB/X Availability Table	
Fixture Square Count	Available SPB/X Square Count
1	Not Available
2	Not Available
3	Not Available
4	2
5	2 or 3
6	3
7	2, 3, 4 or 5
8	2, 3, 5 or 6
9	3 or 6

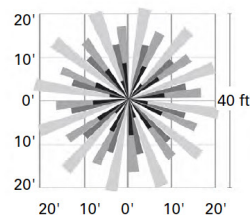
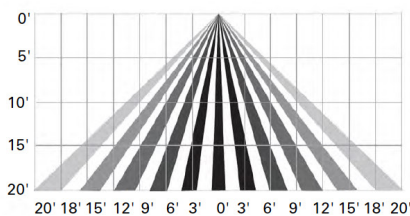
Default Program Settings (Out of the Box Functionality)

Occupancy Sensor				
Setting	MS/DIM	SPB	WaveLinX Lite (WLS4 / WLS2)	WaveLinX (WPS)
High Mode %	100%	100%	100%	100%
Low Mode %	10%	10%	50%	50%
Time Delay	5 min	5 min	15 min	15 min
Cut Off Delay	1 hr	1 hr	Disabled	Disabled
Photocell Enabled	No	No	Yes	Yes

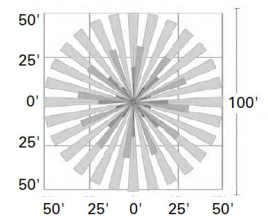
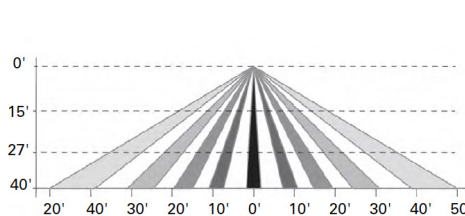
WaveLinX Wireless Control and Monitoring System

Operates on a wireless mesh network based on IEEE 802.15.4 standards enabling wireless control of outdoor lighting. WaveLinX (WPS2 to WPS4) outdoor wireless sensors offer passive infrared (PIR) occupancy and photocell for closed loop daylight harvesting, and can be factory or field-installed. Sensors are factory preset to dim down to 50% after 15 minutes of no motion detected. Two lens options are available for mounting heights of 7' to 40'. Use the WaveLinX mobile application for set-up and configuration. At least one Wireless Area Controller (WAC) is required for full functionality and remote communication (including adjustment of any factory pre-sets). WaveLinX Lite (WLS4 and WLS2) outdoor wireless sensors provide PIR occupancy and photocell for closed loop daylight harvesting, and can be factory or field-installed. Sensors are factory preset to dim down to 50% after 15 minutes of no motion detected. Two lens options are available for mounting heights of 7' to 40'. Use the WaveLinX Lite mobile application for set-up and configuration. WAC not required. WaveLinX Outdoor Control Module (WOLC-7P-10A) accessory provides a photocontrol enabling astronomic or time-based schedules to provide ON, OFF and dimming control of fixtures utilizing a 7-PIN receptacle. The out-of-box functionality is ON at dusk and OFF at dawn.

For mounting heights up to 15' (WPS2 and WLS2)



For mounting heights up to 40' (WPS4 and WLS4)



AirMesh (DIM10)

AirMesh integrated wireless controls system includes factory installed DIM10 Synapse control module and FSP-201 motion sensor; requires additional AirMesh components for operation. Contact Synapse at www.synapsewireless.com for product support, warranty and terms and conditions.