




Luminaire Schedule						
Symbol	Qty	Label	Arrangement	Description	LLF	Total Watts
○	31	S3	Single	Cree Lighting ARE-EDR-3MB-XX-12-E-XX-XX-525	0.900	6262
○	49	S4	Single	Cree Lighting ARE-EDR-4MB-XX-12-E-XX-XX-525	0.900	9698
○	4	S5	Single	Cree Lighting ARE-EDR-5M-XX-06-E-XX-XX-525	0.900	532

Calculation Summary						
Label	CalcType	Units	Avg	Max	Min	Avg/Min
Dock Pathway	Illuminance	Fc	2.63	6.1	0.5	5.26
Drop Off	Illuminance	Fc	2.54	6.1	0.5	5.08
Parking and Drive	Illuminance	Fc	2.87	7.3	0.5	5.74
Pool Deck	Illuminance	Fc	2.43	5.8	0.5	4.86
Property Line	Illuminance	Fc	0.07	0.5	0.0	N.A.

**CAUSEWAY COVE**

FORT PIERCE, FL

**LIGHTING FIXTURE SCHEDULE**

TYPE	IMAGE	MANUFACTURER	CATALOG NUMBER	DESCRIPTION	LAMPS	DIMMING	VOLTAGE	MOUNTING	REMARKS	INPUT WATTS
					TYPE					
S3		CREE LIGHTING	ARE-EDR-3MB-R5-12-E-[VOLTAGE]-[FINISH]-525-DIM	ARCHITECTURAL ROUND AREA LED POST TOP - TYPE III - BACK LIGHT SHIELD OPTIC	INTEGRATED LED	0-10V	TBC	POST TOP	POLE MOUNTED AFG: 20'-0"	202W
S4		CREE LIGHTING	ARE-EDR-4MB-R5-12-E-[VOLTAGE]-[FINISH]-525-DIM	ARCHITECTURAL ROUND AREA LED POST TOP - TYPE IV - BACK LIGHT SHIELD OPTIC	INTEGRATED LED	0-10V	TBC	POST TOP	POLE MOUNTED AFG: 20'-0"	202W
S5		CREE LIGHTING	ARE-EDR-5M-R5-08-E-[VOLTAGE]-[FINISH]-525-DIM	ARCHITECTURAL ROUND AREA LED POST TOP - TYPE V OPTIC	INTEGRATED LED	0-10V	TBC	POST TOP	POLE MOUNTED AFG: 20'-0"	133W

**LIGHTING SCHEDULE NOTES:**

1. For pricing please email Genesis Lighting at quotes@genesislighting.net, for technical questions please contact Brian Meneses @ 772-919-5670 (Bmeneses@genesislighting.net)
2. No substitutions allowed without prior approval by architect, engineer or design team
3. Contractor to verify all voltages, mounting and run lengths prior to final bid and installation of fixtures
4. Verify correct mounting for each fixture with Architectural reflected ceiling plans and/or Site Plans

