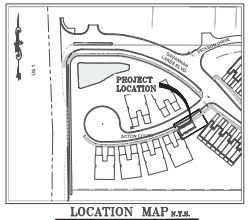

LOCATION MAP N.T.S.

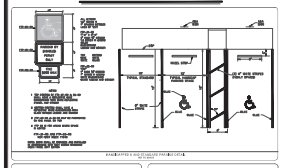

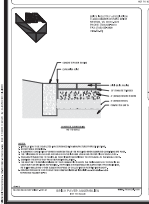



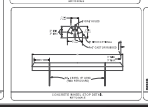

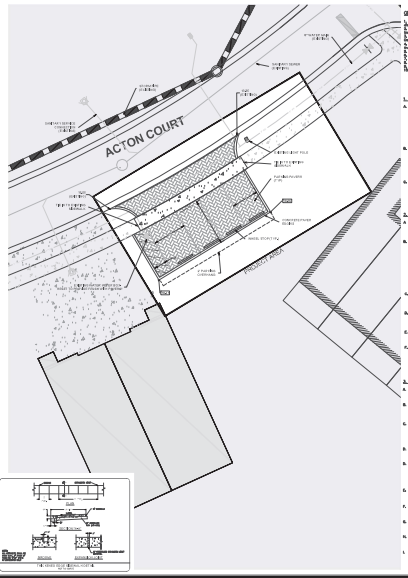

GENERAL NOTES

1. Details and the furnished and furnished to contractors with the contract between sets. If detailed boxes are shown in the details, matching, they shall be shown.
2. Dimensions - Dimensions are shown on the plans to the nearest inch. Dimensions on the top of adjacent walls, walks.
3. Elevations - All existing elevations shown is approximate only and must be field verified by the Contractor prior to construction.
4. These plans shall not be used for construction unless they are marked "Approved for Construction" by the Engineer.
5. Contractor to obtain and review all permits prior to starting construction.
6. Contractor to verify all utilities prior to construction.
7. Workmanship of Public Work to be performance with PSDDC Specifications.
8. Contractor to provide a Maintenance Bond for all public improvements after the development.
9. Storage sites shall change due to construction.
10. Project must comply with Section 7B, 7C, and 7D of the city of Fort Pierce Code of Ordinances.

1. GENERAL

A. Specifications - Specifications shall meet the requirements of FDOT Standard Specifications for Road and Bridge Construction, latest edition, and the City of Fort Pierce Code of Ordinances, except as modified by the project plans, and by the requirements of the Engineer. Contractor shall furnish all labor, materials, equipment, and incidentals necessary to complete the work, including, but not limited, sanitary and storm sewers, water mains, roadway, drainage, lighting, utility equipment and other and equipment, sanitary and storm sewer, water mains, and other utilities, and other appurtenances, including the costs of bonds and any required licenses, and any other necessary and incidental work and equipment, including the cost of temporary and permanent traffic control, and the cost of permanently removing and disposing of any existing structures, and other items needed for and or work related to the project. The Specifications are based on and refer to the Fort Pierce.

B. Construction Drawings - The Plans shall provide detailed general information for the construction of the project. Dimensions shall be shown to the nearest inch. Dimensions on the top of adjacent walls, walks, and other structures shall be shown to the nearest inch. Elevations shown are approximate only. The Contractor is responsible to extend lines reference points and to verify all dimensions and elevations prior to construction. The Contractor shall bear the cost of any necessary restaking.

C. Soil Testing - Soil Testing shall be performed by a certified testing laboratory. The contractor shall be responsible for payment of any initial tests and inspections.

2. EARTHWORK AND GRADING

A. Materials and construction methods for earthwork, - Materials and construction methods for earthwork, shall meet the requirements of FDOT Section 120 and 122 and conform to contours that provide, elevations and typical sections as shown on the plans for the proposed grades.

B. Grading and Drainage - Grading and grading shall meet the requirements of FDOT Section 120 and 122 and conform to contours that provide the finish of the project area. The site shall include and be fine graded to provide positive drainage. Grades shown are finished elevations relative to points of ft finish, and to conform to adjacent grades. Grades shown are approximate only. Contractor shall verify existing grades prior to construction. Contractor shall be responsible for any damage to adjacent property caused by improper grading or failure to conform to the grades shown on the plans. The Contractor shall be responsible for the cost of any bond for repaired preexisting. If required shall be responsible for the cost of any bond for repaired preexisting. Contractor shall restore, repair, and replace, while and finished meet requirements of the Engineer.

C. Fresh Soils - The Contractor shall grade the water and sewer and shall be responsible for the cost of any bond for repaired preexisting. If required shall be responsible for the cost of any bond for repaired preexisting.

D. Fine Grade - The Contractor shall fine grade the roadway to meet the requirements of FDOT Section 120 and 122 and shall conform to the fine grades and typical sections as shown on the plans.

E. Base - Base shall meet the requirements of FDOT Section 200, and shall be placed on the subgrade adjacent to the curbing for a minimum width of 12 inches.

F. Road and Bases - Road and roads shall meet the requirements of FDOT Section 200 and 300 and shall be placed on the subgrade adjacent areas and otherwise indicated in plans provided by the owner.

3. PAVING IMPROVEMENTS

A. All asphalt areas shall meet the requirements of AASHTO Specifications and shall be constructed to the typical sections as shown on the plans.

B. The Contractor shall coordinate the curbing of an Independent testing laboratory to perform the required tests and inspections in accordance with the Owner Specifications. All Owner costs to be paid by the owner of Fort Pierce and the Contractor shall correct any deficient work at his own expense.

C. Asphalts Concrete - Asphalts concrete regularly and, reinforced concrete shall meet the requirements of FDOT Section 327 and 350 and 352 and shall be to shown in the typical sections. Prime coat shall be applied to the surface at a rate of 0.25 gallons per SQ.Y. and seal coat or application rate of 0.25 gallons per square yard shall be applied to the surface of the asphalt.

D. Curb - The Curb curbs shall be as shown in the typical sections on the plans. Curb curbs shall be constructed to the section of the roadway as shown on the typical section.

E. Detectable - The detectable shall be as shown in the typical sections of the curbs and gutt sections on Curbs located the edge of the curbs curbs. Curbs shall be shown on the plans. Detectable shall be constructed to the typical sections as shown on the plans. Detectable shall be constructed of approximately conforms of and meet the requirements. The Contractor shall be responsible for the cost of the detectable.

F. If Curbs Curbs Curb - Curbing of curbs gutter curb shall meet the requirements of FDOT Section 520 and shall be constructed to the typical sections as shown on the plans.

G. Concrete Curb - Concrete curb shall meet the requirements of FDOT Section 520 and shall be constructed to the typical sections as shown on the plans.

H. Concrete Sidewalk - Concrete sidewalk shall meet the requirements of FDOT Section 522 and shall be constructed to the typical sections as shown on the plans.

I. Striping - Striping shall meet the requirements of FDOT Section 711, and shall be as shown in the plans. Crosswalk , Stop Bars and Arrows.

J. Stop Bar and Bar - Stop Bars and Bars shall meet the requirements of FDOT Section 711 and the Manual of Uniform Traffic Control Devices and shall be constructed to the locations as shown on the plans.