GARDCO FIXTURE

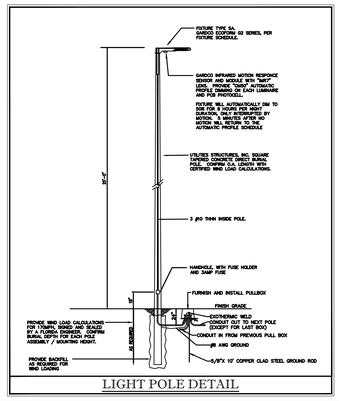


LIGHT POLE DETAIL



GARDCO

Site and Area

EcoForm

ECF-S small area light

**Gardco EcoForm Gen-2** combines economy with performance in an LED area luminaire. Capable of delivering up to 27,800 lumens or more in a compact, low profile LED luminaire. EcoForm offers a new level of customer value. EcoForm features an innovative retrofit arm kit, simplifying site conversions to LED by eliminating the need to drill additional holes in most existing poles. Integral control systems available for further energy savings. Includes Service Tag, our innovative way to provide assistance throughout the life of the product.

Project:
Location:
Cat. No:
Type:
Lumen: Qty:
Notes:

Ordering guide

Example: ECF-S-64L-90D-NW-G2-AR-S-120-HS-MGY

| ECF-S | Number of LEDs | Drive Current | LED Color / Generation | Mounting | Optics | Voltage |
|---|---|---|---|---|---|---|
| ECF-S EcoForm small area | 32L 32 LEDs (2 modules) | 350 350mA<br>530 530mA<br>700 700mA<br>1A 1000mA<br>1.5A* 1500mA | NW-G2 Neutral White 4000K, 70 CRI Generation 2<br>CW-G2 Cool White 5000K, 70 CRI Generation 2 | AP Arm Mount Adapter (Fits following mounts only if ordered separately (See specsheet))<br>HS Hinged Slipfitter (Max. 2 7/8" O.D. tenon) (Fits tenons with surface mounting hardware)<br>RAP Retrofit arm Kit (ECF-S) | Type 2<br>2-90 Rotated left 90°<br>2-270 Rotated right 270°<br>Type 3<br>3-90 Rotated left 90°<br>3-270 Rotated right 270°<br>Type 4<br>4-90 Rotated left 90°<br>4-270 Rotated right 270°<br>Type 5<br>S Type S<br>SW Type SW | ATP Auto Front Row<br>AFR-90 Auto Front Row Rotated left 90°<br>AFR-270 Auto Front Row Rotated right 270°<br>BLC Back Light Control<br>BLC-90 Back Light Control Rotated left 90°<br>BLC-270 Back Light Control Rotated right 270°<br>LCL* LEED Cornerlight Optic Left<br>LCR* LEED Cornerlight Optic Right | 120 120V<br>208 208V<br>240 240V<br>277 277V<br>480 480V<br>347 347V (120-277V)<br>MVOLT 347-480V (50/60Hz) |

| Mounting controls | Motion sensing lens | Photo sensing | Options | Lumen 7 | Finish |
|---|---|---|---|---|---|
| SDC*,[1] 2-hole External dimming (for continuing lip ordering) (See specsheet)<br>PAM*,[2] Field Adjustable Wattage Selector<br>SRDM*,[3] Receptacle connected to 2hoga socket<br>**DynaDimmer: Automatic Profile Dimming**<br>DM6*,[4] Safety 50% Dimming, 7 hours<br>DM8*,[4] Master 50% Dimming, 8 hours<br>DM7*,[4] Safety 50% Dimming, 8 hours<br>DM9*,[4] Master 50% Dimming, 9 hours<br>BL*,[5] Bi-level functionality | MRT* Integral with #3 lens<br>MRDT* Integral with #7 lens<br>LS Low (7-10' mounting height) sensor (Back-cover housing Wireless Interact. Integral ready) (Not recommended for sensor White-color housing)<br>MS Medium (10-20' mounting height) sensor (Back-cover housing Wireless Interact. Integral ready) (Not recommended for sensor White-color housing) | PCS*,[6] Photosensitive Button (Not available with Rotated Receptacle 2-Pin)<br>TLM2S*,[7] Field Lock Receptacle (Not available with Photocell)<br>TLM2SCC*,[7] Field Lock Receptacle (Not available with Photocell) | **Fusing**<br>FIP Single Fuse (120, 277, 347VAC)<br>FSP Double Fuse (208, 240, 480VAC)<br>**Fuse Mount Fusing**<br>FRP Single Fuse (120, 277, 347VAC)<br>FRSP Double Fuse (208, 240, 480VAC)<br>FRTP Canadian Double Fuse (208, 240, 480VAC)<br>**Surge Protection (SPA)**<br>SPD Increased SPA<br>SKO*,[8] Meets the requirements of the Buy American Act of 1933 (BAA) | Square Pole Adapter Included in standard shipment<br>NP* Nominal Pole<br>RPA* Round Pole Adapter (Fits for 2- & 3" O.D. pole)<br>HRP* Hinged Round Pole Slip Fitter | **Textured**<br>BK Black<br>BZ Bronze<br>DGY Dark Gray<br>MGY Medium Gray<br>**Customer specified**<br>RAL Specify additional RAL (ex: RAL7035)<br>CC Custom color (Must supply color chip or Painting quote) |

1. SL-SERIES Packaged with cast-bracket sensor housing when ordered w/ SDC(SDT-SERIES)
2. Requires PAM accessory plug-with adapter included for square poles.
3. Limited to a maximum of 20 degrees skewing above horizontal.
4. Not available with motion sensors.
5. Not available with motion sensors.
6. Not available with Photocell.
7. Must specify a motion sensor lens.
8. Not available with Fusing.
9. Must specify Focal Length.
10. Not available with Photocell. Photocell comes in 5-8 wire capable UP only, ordered with any of the following controls:SD-UK or TAMS or LLC.
11. Not available in 400K Kelvin (Antiqued-copper) with TLM2S.*

(1) Not available with SDC.
(2) Not available with BP (2) and RPL NPA (Provided with Gauge Adapter Only).
(3) HS not available with Type 5, TSR, BLC, BLC-90, BLC-270, LCL or RCL optics.
(4) Not available with Type 5, TSR, BLC, BLC-90, BLC-270, LCL or RCL optics.
(5) BLNP must be combined with Motion sensor(LS or MS or MRT or MRD).
(6) Not available with Rotated Receptacle (2-Pin) or Field Lock Receptacle (Use specifications for more details). Consult factory for Photocell in 5-8 wire capable. Photocell is connected to terminal block. (PCS not available with TLM2S & TLM2SCC).
(7) Not available with Photocell.
(8) LCL and RCL Not available with AR, T-Bar or Wet. HL.

(9) External lead time exists. Contact factory for details.
(10) Fixture is a legacy product. The "MRT" suffix could mean a you-specified sensor lens, or it could mean a Motion Responsive Technology for an MRM or not. The MRT designation for sensor does not specify which lens is used. Please specify the lens you need. (11) Fixture is a legacy product. Use "SD-UK" for "Flat Vertical" Arm Adapter. Use "SD-UK" for "Flat Vertical" Arm Adapter. Use "SD-UK" for "Flat Vertical" Arm Adapter. Use "SD-UK" for "Flat Vertical" Arm Adapter.
(12) Product may be eligible for certain U.S. Federal tax incentives or entitles a a portion of qualifying funds administered by the Department of Transportation or other federal agencies.

ECF-S_EcoForm_area_small 04/24 page 1 of 3

interact DARKSKY APPROVED

| Calculation Summary | | | | | | | |
|---|---|---|---|---|---|---|---|
| Label | CalcType | Units | Avg | Max | Min | Avg/Min | Max/Min |
| PROPERTY LINE | Illuminance | Fc | 0.03 | 0.5 | 0.0 | N.A. | N.A. |
| DRIVE | Illuminance | Fc | 1.85 | 5.0 | 0.5 | 3.70 | 10.00 |
| PARKING | Illuminance | Fc | 2.49 | 5.0 | 0.9 | 2.77 | 5.56 |

| Luminaire Schedule | | | | | | | | |
|---|---|---|---|---|---|---|---|---|
| Symbol | Qty | Label | [MANUFAC] | Description | Arr. Lum. Lumens | LLF | Lum. Watts | Total Watts |
| | 10 | SA | Gardco | ECF-S-32L-1_2A-NW-G2-2-HS POLE MOUNT 25' AFG | 11627 | 0.900 | 121.6 | 1216 |

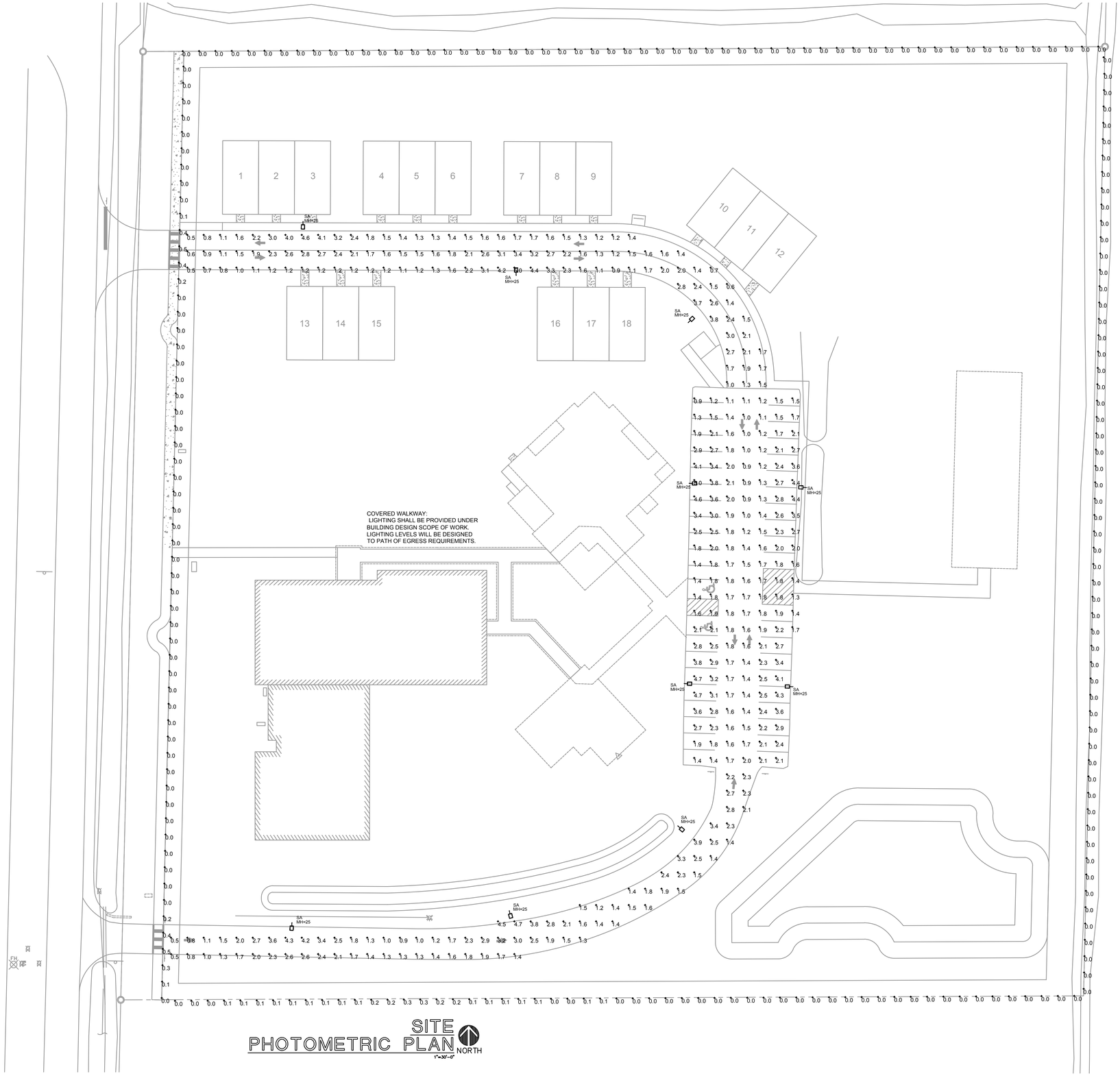


SITE PHOTOMETRIC PLAN

NORTH

1"=30'-0"


PRECISION TECHNICAL

MECHANICAL ELECTRICAL PLUMBING

P.O. BOX 12823
FORT PIERCE, FL 34979

772.528.0416
JohnMayrLLC@gmail.com


**PROJECT**

NAME
GRACEWAY VILLAGE PHASE 1

ADDRESS
1780 Hartman Rd
Fort Pierce, FL 34947

OWNER
-

**ISSUES**

| NO. | DATE | DESCRIPTION |
|---|---|---|
| | | |

**REVISIONS**

| NO. | DATE | DESCRIPTION | BY |
|---|---|---|---|
| | | | |

PROJECT NO. 2026-0013

SCALE AS NOTED

DATE 6.12.26

DRAWN BY PT

SHEET TITLE
SITE PHOTOMETRIC PLAN

SHEET NUMBER
E1.1