

**GRANT AGREEMENT FOR
COMMERCIAL FAÇADE IMPROVEMENT**

THIS AGREEMENT (“Agreement”) made and entered into this 10 day of September 2024, (“Effective Date”) between the Fort Pierce Redevelopment Agency, a community redevelopment agency established pursuant to Florida Statutes Chapter 163 (the “FPRA”), and JETSET EVENTS, LLC, a Florida Limited Liability Company, (“Recipient”), (collectively, “Parties”).

WITNESSETH:

WHEREAS, as part of its mission to alleviate slum and blight and, in order to encourage redevelopment of the FPRA district by enhancing its visual aesthetics, the FPRA, a Dependent Special District of the City of Fort Pierce, Florida, established the Commercial Façade Grant Program; and

WHEREAS, the Commercial Façade Grant Program currently offers financial assistance to commercial property and business owners looking to improve the façades of commercial buildings within the FPRA community redevelopment area; and

WHEREAS, Recipient is the owner of property located at 207 Orange Avenue, Fort Pierce, FL (Parcel ID: 2410-507-0002-000-5) (the “Property”); and

WHEREAS, Recipient submitted a Commercial Façade Grant Program application, and a revised application, to the FPRA requesting a grant for the façade renovation of the Property; and

WHEREAS, the purpose of the intended renovations are to substantially improve the façade of the Property by adding outdoor window boxes and hurricane shutters to the upper windows; installing security cameras; and renovating the entranceway including replacing exterior flooring, removing tile, replacing the windows and replacing the front doors with ADA compliant entrances; and

WHEREAS, the Property is located within the FPRA district boundaries and the renovation of the Property coincides with the FPRA plan; and

WHEREAS, the FPRA Board desires to approve a reimbursable Commercial Façade Grant award in an amount up to one half of the approved cost of eligible improvements, not to exceed \$25,000 to Recipient for the façade renovation of the Property; and

WHEREAS, the Recipient desires to participate in the Commercial Façade Grant Program pursuant to the terms and provisions of this Agreement; and

WHEREAS, the Recipient has represented to the FPRA that it will complete the project set forth in its completed Commercial Façade Grant application package submitted to the FPRA (“Project”), and that the Project, located at 207 Orange Avenue, will further the intent of the Commercial Façade Grant Program by significantly enhancing the appearance of a building within the FPRA district.

NOW, THEREFORE, the Parties do hereby agree to the following:

1. **Grant of Funds.** The FPRA shall pay to the Recipient, on a reimbursement basis, an amount up to fifty percent (50%) of eligible project costs, not to exceed Twenty-Five Thousand Dollars (\$25,000.00) (“Grant”) for the Recipient’s completion of the Project. Provided the Recipient is in compliance with the terms and conditions of this Agreement, the FPRA shall make such payment within sixty (60) days after the Recipient’s request for payment of the Grant funds and submission of invoices and any other information necessary to substantiate Recipient’s compliance with this Agreement. Nothing herein shall be construed to grant the FPRA any ownership interests in the Project, and the FPRA shall have no liability whatsoever related to the Project.

2. **Compliance.** The Recipient shall complete the Project and comply with all the terms and conditions of this Agreement, including but not limited to (i) complying with the Project Development Plan, which is attached hereto as Appendix A, and (ii) complying with the Recipient's completed Commercial Façade Grant Application package submitted on July 2, 2024, and revised on July 28, 2024 (collectively "Application"), that was reviewed by City staff and approved by the FPRA Board, and which is set forth in Appendix B.
3. **Appendices.** All appendices referenced in this Agreement are attached to this Agreement and made a part hereof by reference.
4. **Project Deadlines/Term.** The Recipient must receive the building permits within six months of the Effective Date and shall complete the Project within twelve months after the issuance of the building permits. This eighteen-month period shall be considered the Agreement Term (the "Term"). The FPRA shall have a right to terminate this Agreement in the event the Recipient fails to meet the Project Deadlines. During this period the Recipient shall provide evidence of building permit approval to the FPRA within six months of the Effective Date. For projects not requiring a building permit, within six months of the Effective Date, the Recipient shall notify the FPRA of when it will start the Project within the aforementioned period.
5. **Extension.** The FPRA, in its sole and absolute discretion, may authorize an extension of the Project Deadlines to allow the Recipient to complete its obligations set forth in this Agreement in a timely manner if the Recipient is in compliance with this Agreement and the Recipient is taking reasonable steps to complete its obligations set forth in this Agreement. Any authorization to extend the Project Deadlines shall be in writing and approved by the FPRA Board.
6. **Compliance with Laws.** The Recipient shall comply at all times with all federal, state, and local statutes, rules, regulations and ordinances, the federal and state constitutions, and the orders and decrees of lawful authorities having jurisdiction over the matter at issue (collectively, "Laws"), including but not limited to Florida laws regarding public records.
7. **Publicity.** Publications, press releases, media productions, etc., produced by the Recipient regarding the project shall include the following statement: *Sponsored in part by the Fort Pierce Redevelopment Agency's Commercial Façade Grant Program* from the Effective Date to six months after the date the project is completed.
8. **Progress Reports.** Upon request by the FPRA, Recipient agrees to submit written progress/status reports, including, but not limited to such reports which provide a list of activities and expenditures for the project.
9. **Records, Reports and Inspection.**
 - A. The Recipient shall maintain financial books, records, and accounting information related to this Agreement. These books, records, and information shall comply with generally accepted accounting principles. Nothing herein shall be construed to allow destruction of records that may be required to be retained longer by the statutes of the State of Florida.
 - B. The Recipient shall, at any reasonable time requested by the FPRA and as often as the FPRA may deem necessary, make available to the FPRA for examination all of its books, records and information with respect to all matters covered by this Agreement and shall permit the FPRA or its designated authorized representatives to audit and inspect all such books, records and

information, including but not limited to invoices, materials, payrolls, records of personnel, conditions of employment and other data relating to all matters covered by this Agreement.

- C. The FPRA shall have the right, at any reasonable time during the Term, to inspect the Project site and to determine that the Property use is consistent with the uses described in the Project Development Plan, in accordance with this Agreement.

10. Default and Termination.

- A. The FPRA may terminate this Agreement in the event of failure by the Recipient to observe or perform any term or condition of this Agreement if such failure continues for ten (10) days after written notice thereof from the FPRA to the Recipient in accordance with Paragraph 13 of this Agreement.
- B. The FPRA's liability and obligations to the Recipient or any person having a claim pursuant to this Agreement or to the completion of the Project provided by the herein described Grant funds shall be limited solely to the amount and terms and conditions of this Agreement.
- C. If this Agreement is terminated by the FPRA, the FPRA shall have no obligation to pay any of the Grant funds to the Recipient.

11. Indemnification. The Recipient shall defend at its expense, pay on behalf of, hold harmless and indemnify the FPRA, its officers, employees, agents, elected and appointed officials and volunteers (collectively, "Indemnified Parties") from and against any and all claims, demands, liens, liabilities, penalties, fines, fees, judgments, losses and damages (collectively, "Claims"), whether or not a lawsuit is filed, including but not limited to Claims for damage to property or bodily or personal injuries, including death at any time resulting therefrom, sustained by any persons or entities; and costs, expenses and attorneys' and experts' fees at trial and on appeal, which Claims are alleged or claimed to have arisen out of or in connection with, in whole or in part, directly or indirectly:

- A. The performance of this Agreement (including changes and amendments thereto) and any work performed on the Project by the Recipient, its employees, agents, representatives, contractors, subcontractors, or volunteers; or
- B. The failure of the Recipient, its employees, agents, representatives, contractors, subcontractors, or volunteers to comply and conform with any applicable Laws; or
- C. Any negligent act or omission of the Recipient, its employees, agents, representatives, contractors, subcontractors, or volunteers, whether or not such negligence is claimed to be either solely that of the Recipient, its employees, agents, representatives, contractors, subcontractors or volunteers or to be in conjunction with the claimed negligence of others, including that of any of the Indemnified Parties; or
- D. Any reckless or intentional wrongful act or omission of the Recipient, its employees, agents, representatives, contractors, subcontractors, or volunteers.

The provisions of this paragraph are independent of, and will not be limited by, any insurance required to be obtained by the Recipient pursuant to this Agreement or otherwise obtained by the Recipient and shall survive the expiration or earlier termination of this Agreement with respect to any Claims or liability arising in connection with any event occurring prior to such expiration or termination.

12. **Insurance.** The Recipient shall maintain insurance coverage in the form and amount deemed adequate by the FPRA for all risks inherent in the functions and aspects of its operation, including but not limited to, risks of fire, casualty, automobile coverage as required by law, workers' compensation insurance as required by law, employers' liability insurance, and general liability insurance for personal injury, property damage and contractual liability under this Agreement.
13. **Notices.** Unless and to the extent otherwise provided in this Agreement, all notices, demands, requests for approvals or other communications which are required to be given by either party to the other shall be in writing and shall be deemed given and delivered on the date delivered in person to the authorized representative of the notice recipient provided below, or upon the expiration of five (5) business days following the date mailed by registered or certified mail, postage prepaid, return receipt requested to the authorized representative of the notice recipient at the address provided below, or upon the date delivered by overnight courier (signature required) to the authorized representative of the notice recipient at the address provided below.

Fort Pierce Redevelopment Agency:

City of Fort Pierce
Attn: Fort Pierce Redevelopment Agency
100 North US Highway 1
Fort Pierce, FL 34950

Copy:

City of Fort Pierce
Attn: City Attorney
100 North US Highway 1
Fort Pierce, FL 34950

Recipient:

Jetset Events, LLC
207 Orange Avenue Suite K
Fort Pierce, FL 34950


14. **Assignment.** The Recipient shall not assign this Agreement without the prior written consent of the FPRA. Any assignment of this Agreement contrary to this paragraph shall be void and shall confer no rights upon the assignee. The Recipient shall notify the FPRA thirty (30) days prior to any conveyance or sale, granting or transferring any real property underlying the Project or portion thereof, to any heirs, successors, assigns or grantees, including, without limitation, the conveyance of any security interest in said real property.
15. **Due Authority.** Each party to this Agreement represents and warrants to the other party that: (i) it is a duly organized, qualified and existing entity under the laws of the State of Florida; and (ii) all appropriate action has been taken so as to duly authorize the persons executing this Agreement to so execute the same and fully bind the parties on whose behalf he or she is executing.
16. **Headings.** The paragraph headings are inserted herein for convenience and reference only, and in no way define, limit, or otherwise describe the scope or intent of any provisions hereof.
17. **No Third-Party Beneficiaries.** Notwithstanding anything to the contrary contained in this Agreement, persons, or entities not a party to this Agreement may not claim any benefit hereunder or as third-party beneficiaries hereto.
18. **Entire Agreement and Modification.** This Agreement constitutes the entire agreement between the Parties pertaining to the subject matters covered herein and there are no oral representations, arrangements, or understandings between or among the Parties relating to the subject matters of this Agreement. No change to this Agreement will be valid unless made by a written amendment executed by the Parties.


19. **Waiver.** No provision of this Agreement will be deemed waived by the FPRA unless expressly waived in writing by the FPRA. No waiver shall be implied by delay or any other act or omission of the FPRA. No waiver by the FPRA of any provision of this Agreement shall be deemed a waiver of such provision with respect to any subsequent matter relating to such provision, and the FPRA's consent respecting any action by the Recipient shall not constitute waiver of the requirement for obtaining the FPRA's consent respecting any subsequent actions.
20. **Severability.** Should any paragraph or portion of any paragraph of this Agreement be rendered void, invalid, or unenforceable by any court of law, for any reason, such a determination shall not render void, invalid, or unenforceable any other section or any part of any section of this Agreement.
21. **FPRA Consent and Action.** For purposes of this Agreement, any required written permission, consent, acceptance, approval, or agreement by the FPRA means the approval of the FPRA Board or their authorized designee, unless otherwise set forth in this Agreement or unless otherwise required by the City Charter or applicable Laws.
22. **Survival.** All obligations and rights of any party arising during or attributable to the period prior to expiration or earlier termination of this Agreement, including but not limited to those obligations and rights related to indemnification, shall survive such expiration or earlier termination.
23. **Governing Law and Venue.** This Agreement and the rights of the Parties shall be governed by and construed or enforced in accordance with the laws of the State of Florida. Venue for any action arising out of this Agreement is in the courts of St. Lucie County, Florida. Any action shall be tried as a non-jury case.

(REMAINDER OF THIS PAGE INTENTIONALLY LEFT BLANK)


IN WITNESS WHEREOF, the Parties have caused this Agreement to be executed by their duly-authorized representatives, as of the date first above written.


OWNER/RECIPIENT WITNESSES:

Sign: 
Print: Chris Gardner
Date: August 29, 2024

Sign: 
Print: Tamera Ownby
Date: August 29, 2024


CITY WITNESSES:

Sign: 
Print: Linda W Cox
Date: 9/10/24


Sign: 
Print: Tina Bel
Date: 9/10/24

OWNER/RECIPIENT:


JETSET EVENTS, LLC by

Sign: 
Print: Kris Einstein
Title: President/Owner
Date: August 29, 2024

ACCEPTED FOR THE FORT PIERCE REDEVELOPMENT AGENCY:

Sign: 
Print: Linda Hudson
As its: Chair
Date: 9/10/2024

APPROVED AS TO FORM & CORRECTNESS:


Sara Hedges, Esq.
City Attorney

APPENDIX "A"

PROJECT DEVELOPMENT PLAN

207 ORANGE AVENUE FORT PIERCE, FL 34950

Project Description

This Commercial Façade Grant is awarded to Jetset Events, LLC, for the renovation of property located at 207 Orange Avenue. This grant will provide funds to assist the Recipient improve the property by adding outdoor window boxes and hurricane shutters to the upper windows; installing security cameras; and renovating the entranceway including replacing exterior flooring, removing tile, replacing the windows and replacing the front doors with ADA compliant entrances.

The Recipient will provide to the FPRA a Final Report documenting all construction costs incurred in association with the improvements included in the Application (Appendix "B") prior to receiving reimbursement payment(s). Recipient must include:

- A. Completed W-9, as required by law, for the Recipient of the grant funds.
- B. Copies of all required closed permits.
- C. Copies of all invoices
- D. Proof of payment (Cancelled checks or bank statements)
- E. Photographs of the work undertaken
- F. Releases of liens (if applicable)
- G. Occupancy certificates (if applicable)

Maximum FPRA Grant Award : Fifty percent (50%) of eligible costs, not to exceed Twenty-Five Thousand Dollars (\$25,000.00).

Project Timelines

1. The Recipient must receive the building permits within six months of the Effective Date. During this time period, the Recipient shall provide evidence of the building permit approval to the FPRA.
2. The Recipient shall complete the Project within twelve months after the issuance of the building permits.
3. For projects not requiring a building permit, within six months of the Effective Date, the Recipient shall notify the FPRA of when it will start the Project within the aforementioned period.
4. The Recipient must provide written progress updates upon request by the FPRA.
5. Requests for payment to the FPRA, shall include the Final Report documentation itemized above.
6. Completion and/or occupancy and full operation of the services described in this Agreement shall be achieved by March 10, 2026.

These reports/request can be sent electronic or by postal mail:

Fort Pierce Redevelopment Agency

100 N US Hwy 1

Fort Pierce, FL 34950

fpfa@cityoffortpierce.com

APPENDIX "B"

APPLICATION PACKETS

207 ORANGE AVENUE FORT PIERCE, FL 34950

1. Revised/Updated Application Packet (July 28, 2024)
2. Original Application Packet (July 2, 2024)

Print

2024 COMMERCIAL FACADE GRANT PROGRAM APPLICATION - Submission #22568

Date Submitted: 7/2/2024

APPLICATION FORM

There is no guarantee that funding will be available for every application submitted, including those that meet the required criteria. The application period will remain open until all of the allocated funds are depleted. Submitted applications will be evaluated every 30 days.

To review full grant program overview, visit: [Commercial Facade Cover Page \(cityoffortpierce.com\)](https://cityoffortpierce.com)

Property Details:

Parcel ID Number:*

2410-507-0002-000-5

If you do not have your parcel ID, visit <https://www.paslc.org/property-search/> to obtain.

Grant Property Address:*

207 Orange Avenue

Property Owner's Name:*

Jetet Events LLC

Building's New Use(s) (if applicable):

Building's Existing Use(s):*

Mixed Use

Lease Term (if applicable):

Applicant Information:

Applicant Name:*

Kris Einstein

Applicant Title (Business Owner, Property Owner, Business Partner, etc):*

Owner

Email Address:*

kris@entertainair.com

Phone Number: *

3863029510

Business Information:

Legal Business Name:

Jetset Events, LLC

Business Type (Restaurant, Retail, Office, etc):

Owns the Mixed Use building which is applying for this grant

Employer Identification Number / Tax ID:

81-4638668

Number of Years in Business:

8

Number of Years at Current Address:

8

If not currently open for business at this location, when do you expect to open?

Project Details:

Grant amount requested?

\$25,000

Note: This grant offers financial assistance in the form of a reimbursable grant, matching 50% up to \$25,000.

What is the total project investment?

\$56,540

The costs must be verified by licensed contractors.

Estimated timeframe for the completion of the project:

12 months, hopefully a lot sooner, but depends upon approval from Historical Board, weather and shipping of supplies

The project must be started within six (6) months from the date of the FPRA Board approval and completed within 12 months of the building permit issuance. Failure to do so, without an approved deviation by the FPRA, will result in termination of the grant.

General Description of Proposed Improvements:*

- | | |
|--|---|
| <input type="checkbox"/> Awnings/Canopies | <input checked="" type="checkbox"/> Building Facade |
| <input checked="" type="checkbox"/> Signs | <input checked="" type="checkbox"/> Windows/Doors |
| <input checked="" type="checkbox"/> Walls | <input type="checkbox"/> Parking lot repaving, resealing, and/or restriping |
| <input checked="" type="checkbox"/> Fencing | <input type="checkbox"/> Patio deck |
| <input checked="" type="checkbox"/> Landscaping/Irrigation | <input type="checkbox"/> Roofing |
| <input type="checkbox"/> Mural/Art Installation | <input checked="" type="checkbox"/> Security cameras/system |
| <input checked="" type="checkbox"/> Exterior Painting | <input type="checkbox"/> Other (explain in narrative below) |

Narrative describing the project, improvements to be made, and why this funding is necessary:*

See Attached

Narrative detailing approach to fully fund this project. Note: This is a dollar-for-dollar matching grant.*

Personally funded

Design & Creativity

Our Building was used in the picture on the cover of the Grant's Overview paperwork, so that says something. :) On serious note - we have done a lot of research on our building (back to the days before it housed Western Union & Montgomery Wards Sales Order Office) & are keeping it as original as possible while bringing the front entrances up to ADA compliance & current building codes. We also are using design elements found on other buildings to keep it cohesive with neighboring downtown buildings. Some improvements, like properly draining the courtyard & bigger/more gutters, will help prevent/fix flooding during heavy rains (we are downhill of other properties). Repairing the fence wall, replacing the fence & repairing gate, along with new landscaping in the courtyard will not only be more attractive (vs blight), but then our tenants & their clients can enjoy it more so. Plus it will be safer ie help keep the homeless (& others) from coming in to sleep there at night. By doing the repairs and improvements, the building will become more energy efficient since the front is the plate glass & the windows & doors are from 30+ years ago, providing no insulation and are not safe, nor up to code. All of the projects will help with the longevity of the building - our building is in relatively great shape because of the care we put into it & properly maintain it. We are constantly updating it and only use quality materials. These projects will help with the building's overall longevity.

Provide a narrative of how your project will accomplish the following:

- Innovative and visually appealing facade design
- Compatibility with neighborhood's architectural style
- Sustainability and longevity of proposed improvements

Community Impact/Public Benefit

Lower Level Commercial spaces' entrances will be ADA complaint. Courtyard will not be blighted/eye sore. Tenants will have more space to "entertain" their clients. Not a lot of salons in downtown, if any, (our current clients) have outdoor spaces they can use for clients. The building will look "fresh" while maintaining it's historic character, only adding beauty to the downtown.

Narrative describing how the funded project will generate meaningful positive impacts for the community and the general public.

Narrative describing how this project will address the priorities of the FPRA as outlined in the Redevelopment Plan. This narrative shall identify community benefits resulting from the project.*

- 1) Our building is shown on page 37-39 of the FPRA's Redevelopment Plan.
- 2) Historic Preservation (pg 90) - our building is on the local historic registry & is one of the "structures that exemplify Fort Pierce's historical significance." This grant will allow us to continue to preserve the building so it will be around for many, many more years to come, plus, with it having ADA compliant entrances, more people will be able to enjoy the building & more potential clients for our current & future tenants.

From Questions on pg 103:

#9's answer - 5. Improve community aesthetics (e.g. landscaping, façade, architecture, etc.)

Below are excerpts from the FPRA Plan that our project incorporates/addresses.

GOAL The Fort Pierce Redevelopment Agency shall celebrate and support historic preservation and cultural heritage activities within the Redevelopment Area.

GOAL The Fort Pierce Redevelopment Agency shall support the City's efforts to address stormwater issues and localized flooding within the Community Redevelopment Area.

GOAL The Fort Pierce Redevelopment Agency shall Improve public safety and perception of safety within the Redevelopment Area.

Although often overlooked in redevelopment discussions, signage continues to play an important role within our communities.

To view the FPRA Plan, visit: <https://cityoffortpierce.com/DocumentCenter/View/9381/2020-Updated-FPRA-Plan>

Required Documentation:

Color photograph of the existing condition of the FRONT of building (1 of 2):*

Current Photos - front and side.pdf

Color photograph of the existing condition of the FRONT of building (2 of 2):*

Current Photo - Back and Roof.pdf

Project plans and renderings and any other relevant materials that convey the physical improvements proposed to be made:*

Conceptual Pics.pdf

Design and construction plans for the proposed improvements.*

Timeline and projects.pdf

Provide examples of project colors, design, materials and specifications.*

Examples of materials1.pdf

Proof of ability to fully fund the project.*

Funding.pdf

Attach a letter describing why this property should be selected to receive a grant. Please include how this project meets the goals and objectives of the FPRA Plan.*

Letter.pdf

Cost Estimates*

Estimates.pdf

A minimum of one (1) cost estimate from a licensed contractor issued within the previous 90 days of this application submission. Estimates should be broken out in detail, especially if any non-eligible improvements are being completed, as this allows FPRA to compare based on only grant eligible improvements being performed.

Signature

Electronic Signature*

K einstein

Certification Statements for Commercial Facade Application Submission

1. I certify that the information provided in this application is true and accurate to the best of my knowledge, and no false or misleading statements have been made to secure approval of this application.
2. I certify that I have reviewed the Commercial Facade Program Overview.
3. By typing my name in the box above, I am signing this document electronically. I agree that my electronic signature has the same validity and legal effect as my handwritten signature.

Current
photo



© 2023 Google

© 2023 Google

207

209

BEAUTY BAR

BEAUTY BAR

BRODERICK



Conceptual Option #1
(Preferred option)



1 "Big" window per storefront
w/ Transoms above windows (+ Doors)

Project #2

Conceptual Option #2



Taller + thinner windows / no Transoms
above windows

Conceptual w/ option #1 for windows
on lower storefronts.



Conceptual w/ option #2 for storefront windows



Conceptual Rear

Project 3+4





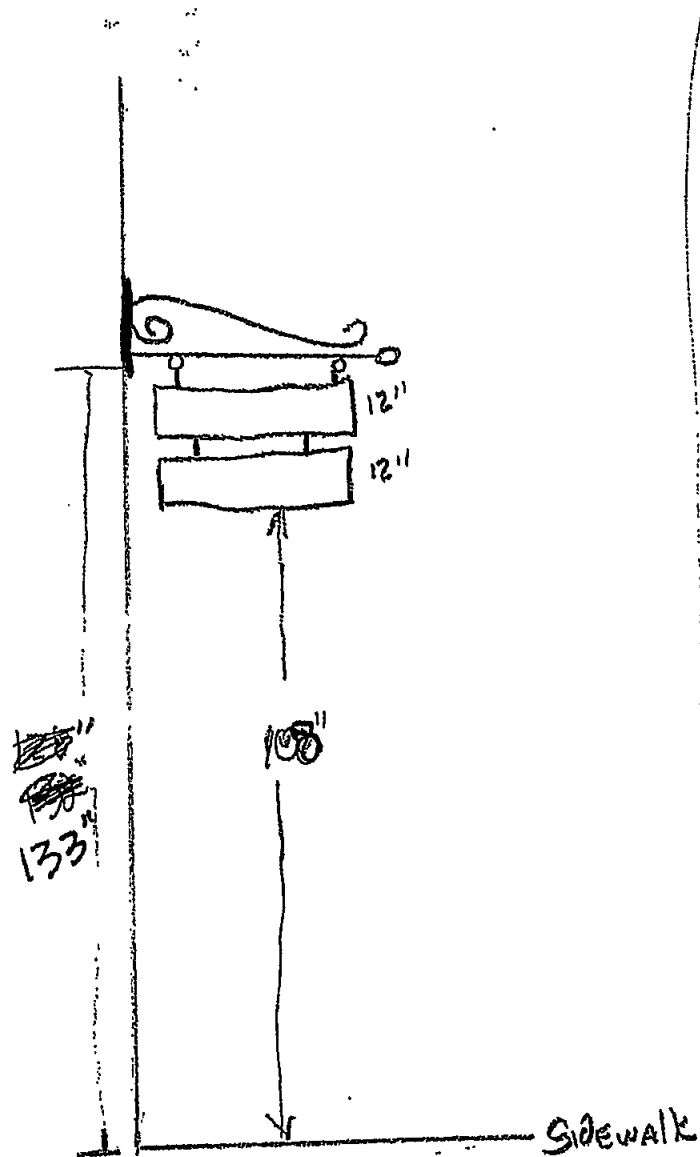
Option 2
Back Deck

Conceptual Rear Facade

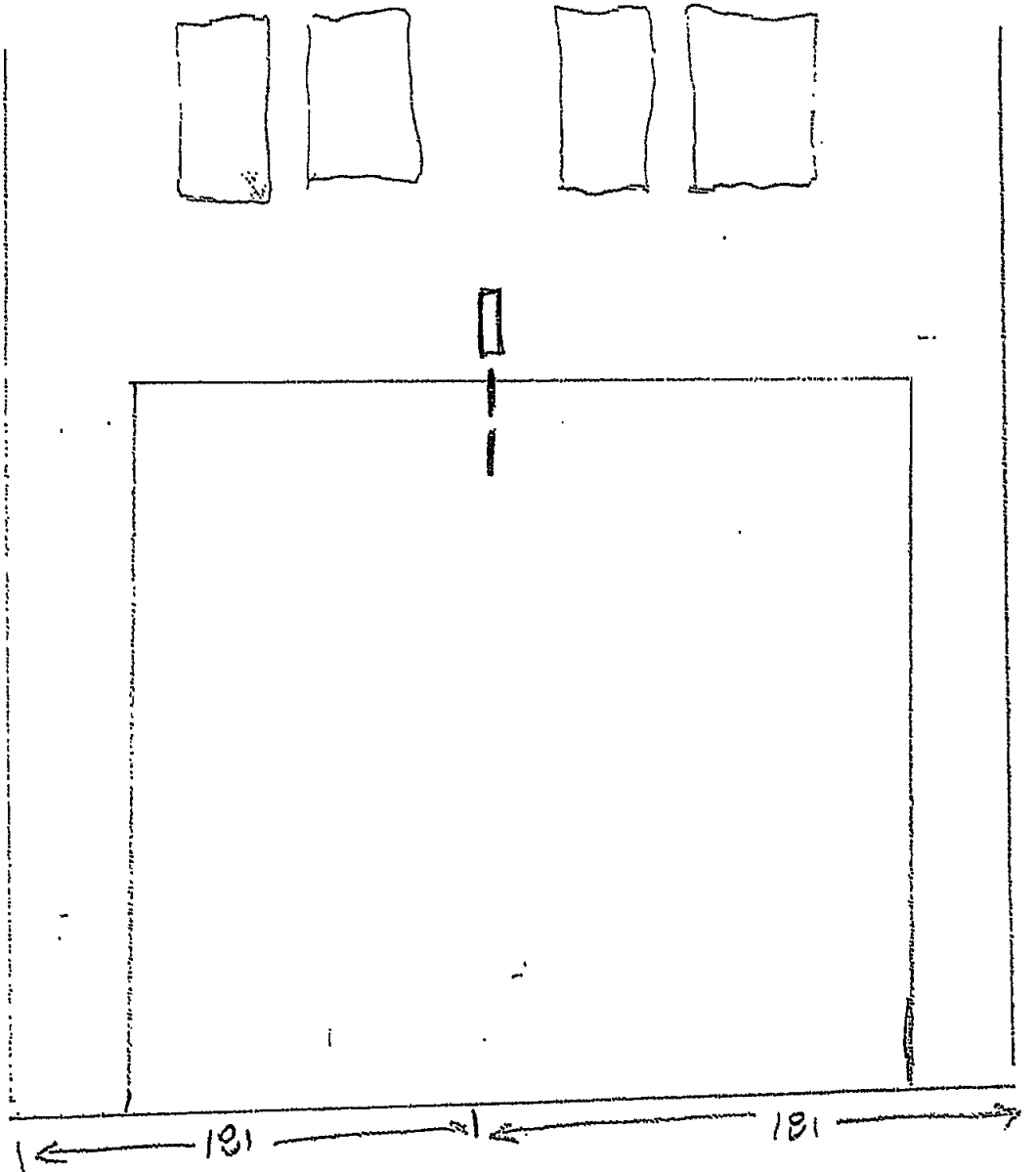
Project 4, 5 And Alt 7



SIDEVIEW



FRONT VIEW



Mounted at building centerline 128" to base
with 2 12" sign below bottom height
103"

Current
photo

old
telephone cables

Replace

Replace



Current



Current



Cables + Lines
are complete
cluster

Remove
obsolete
tel lines
& reorg
xfinity
lines

Upper
ones
are FWA
& lower
ones are
cable
& the
obsolete
Bell South
tel lines

Current



Current



* Repaint
Gate +
Replace
Frame

Current

Replace Frame

Stay

Next to Stay
& Be Repainted





Current

Replace Fence

Current



Repair
Fence

Current



Fix
wall

Current

Fix wall + paint



Current



Re-
Paint
pole
up to
height
of
fence



"New
Addition"
is
Where
Building
"Drops"
Down



photo taken
from Rear of Building

Front
< orange Ave >

Back of Bldg

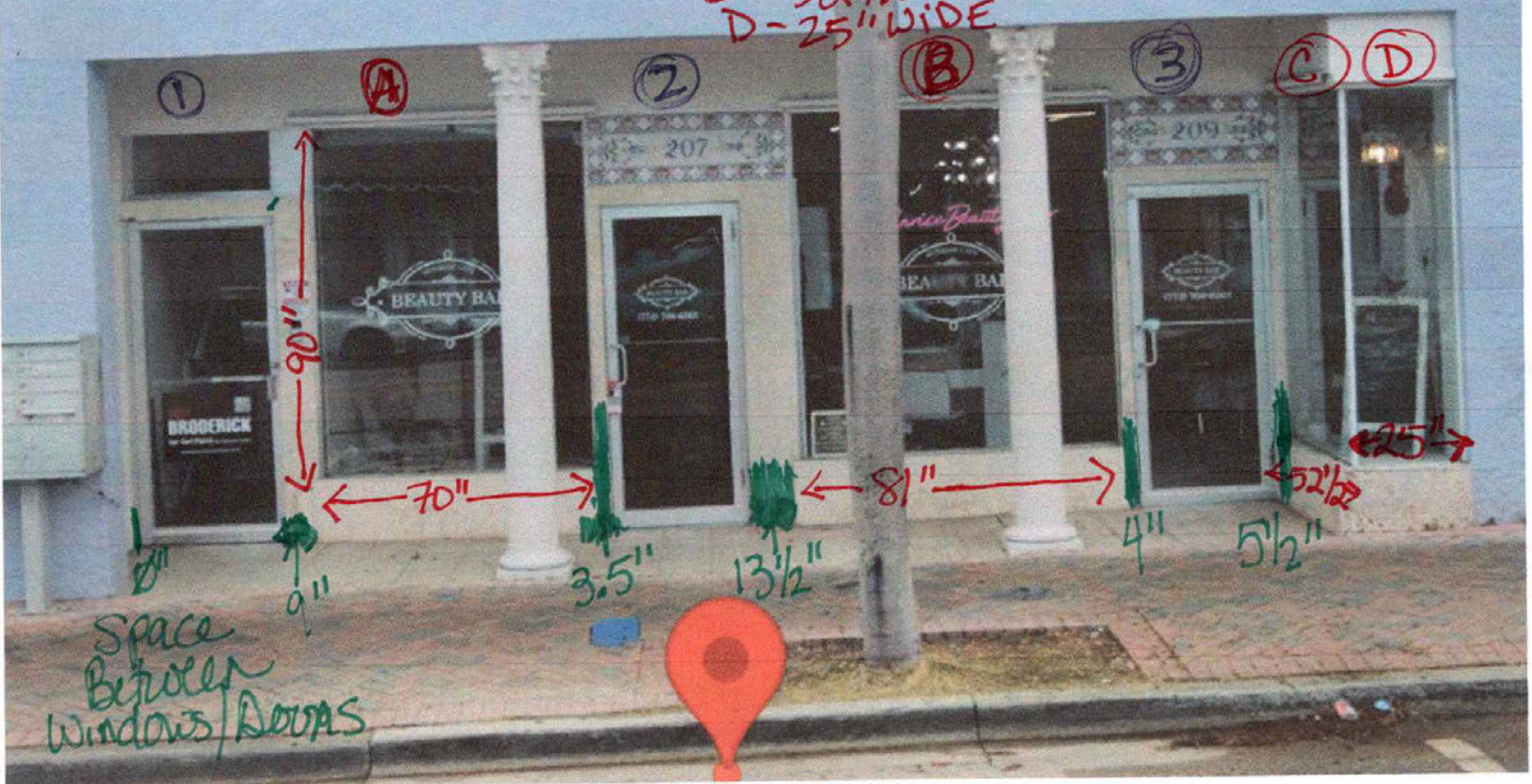


Current photo

Door #1 = 36" wide
#2 = 34" wide
#3 = 33 3/4" wide

Plate Glass

#A = 70" wide
B = 81" wide
C = 52 1/2" wide
D = 25" wide
} 90" high



Space Between Windows/Doors


* Have to Reduce window sizes to allow enough room for wider doors + line up properly with interior space.

Door #1
~36" wide

Door #2
(middle)
~34" wide

Door #3
33 3/4" wide

Building had transoms from @ least 1980



←9"→

3.5" wide

←3 1/2"→

←4"→
Between window + door

←70"→

←81"→

←36"→

←34"→

←33 3/4"→

Door #1 Does not 'fully' open due to hinge, so not ~~true~~ 36"

Current photo

* Remove All Facade Tile around Doors + below Windows

Door #2 (middle)
Remove tile
↓ expose orig Transom

81"

52 1/2"

25"

207



90"



16"

4" between window + 3rd door

13 1/2"

16"

34"

3.5" Between Window + Door

Replace All Ground tiles

Current photo

Current photo




Current photo



View From Depot Drive + Also US1
- need to Remove/treat Rust from some
Components + then repaint this
Section of Building.

Project #1



ESTIMATE

DATE

June 27, 2024

ESTIMATE NO

24-8071

Campbell Construction

2200 Campbell Cove Trail

DeLeon Springs, FL 32130

386-527-9727

mbc.construction@gmail.com

License Number: CBC1252939

ESTIMATE TO:

Jetset Events

207 Orange Ave, Suite A

Fort Pierce, FL 34950

386-302-9510

trips@entertainair.com

SALESPERSON

MC

JOB

Krissy E

PAYMENT TERMS

Payment Schedule to be given once Projects and Schedule are Identified with 25% due at time of signing contract.

DUE DATE

Net 15 Upon Acceptance

QUANTITY	DESCRIPTION	UNIT PRICE	LINE TOTAL
----------	-------------	------------	------------

Project - Front Facade (Lower Level)

1	3 Exterior Doors, 3 Locks, Windows, Transoms, Replace Tile on Ground (in alcove), Stucco Repair, Paint, Sign Bracket & Installation (does not include Tenants' signs) - includes removal of old doors, tiles, windows, fixtures; prep work required for new products to be installed & installation of new products.	36,140	\$36,140.00
---	--	--------	-------------

Project - Front Facade (Upper Level)

4	Window Boxes (including installation)	500	\$2,000.00
---	---------------------------------------	-----	------------

Project - Fence

1	Fixing of the ground wall, new fencing and framing for the gate. Includes removal of current fencing, installation of new fencing; painting of concrete and gate	9,600	\$9,600.00
---	--	-------	------------

PG 1

Quantity	Description	Unit Price	Line Total
Project - Back Facade			
1	Lower Level: 1 Exterior Door, 1 Window & 1 Window Box; Upper Level: 1 Exterior Door, 1 Window, New Light Fixtures, Decking, Railing & Gutters. Upper & Lower: 2 Locks, Concrete & Stucco Repair, Paint. Includes removal of old products (including old cables), prep work required for new products to be installed & installation of new products.	28,135	\$28,135.00
Project - Courtyard			
1	Landscaping - New Pavers, artificial grass, shrubbery/plants/flowers (including Italian Cypress to match), drainage	4,000	\$4,000.00
Project - Painting Small Section of Side Facade			
1	Touch up paint on the upper side of the building (facing west). Includes fixing issue that is causing rust to drip down the side of building.	1,300	\$1,300.00
Misc Fees			
1	Architect Fees	4,600	\$4,600.00

This estimate is valid for 15 days.
Per Client's request, permit fees are not included.

Subtotal	\$85,775.00
Total	\$85,775.00

pg 2

ESTIMATE

Native Roofing Solutions LLC
 P.O Box 1513,
 CCC1334800
 Fort Pierce , FL 34954
 (772) 801-5492

License Number: CCC1334800
www.NativeRoofingSolutions.com

Sales Representative
 Stacy Moran
 (772) 971-8255
 stacy@nativeroofingsolutions.com



Chris Gardner
 Job #1144 - Gardner- Orange Ave
 207 Orange Ave
 Fort Pierce, FL 34950

Estimate #	7211
Date	7/1/2024

Item	Description	Price
Modified Flat Roof	-Tear off a single layer of existing flat roof system down to the plywood/decking. -Remove and replace up to 5 sheets of plywood if needed. -Note: All additional plywood if needed will be billed out at \$105.00 per sheet installed. -Re-nail the entire plywood roof deck to meet the code using 8D ringshank nails. -Install Polyglass self-adhered base sheet to code. -Install 26 Ga. eave drip to code using 1-1/4" ringshank nails. -Install polyglass "White" granulated Modified bitumen torch applied to code. -A 3 yr workmanship warranty will be forwarded upon receipt of final payment.	\$18,000.00
Modified 1.4" Pitched Roof	-Tear off a single layer of existing flat roof system down to the decking. -Remove and replace up to 5 sheets of plywood if needed. -Note: All additional plywood if needed will be billed out at \$105.00 per sheet installed. -Re-nail the entire plywood roof deck to meet the code using 8D ringshank nails. -Install Polyglass self-adhered base sheet to code. -Install ISO board as needed to create a pitch towards all sides of roof system to eliminate water ponding. -Install self adhered base sheet using screws and plates to mechanically attached to base sheet to ISO board. -Install white torch applied modified bitumen roof system for water tightness of flat deck to code. -A 3 yr workmanship warranty will be forwarded upon receipt of final payment.	\$12,000.00

Reefogal

Item	Description	Price
Job Notes	<p>Doors/Windows will be covered with Plywood at location of dump trailer or dumpster for protection.</p> <p>Patio areas as well as shrubs and plants will be protected as best possible.</p> <p>This Estimate does not include the following: - Electric disconnects on any roof top appliances. - Painting - Gutter Re- use - Gutter Replacement</p> <p>This Estimate includes: - Any caps for parapet walls - New vents and lead stacks - Eliminating pipes on roof top that are not in use. - All Necessary permitting - Clean up and disposal of all job related debris - Manufacturer and workmanship warranties</p> <p>This Quote is valid for 5 days from estimate date.</p>	\$0.00
Donation		\$0.00

Sub Total	\$30,000.00
Total	\$30,000.00

Signature: _____

SPECIAL INSTRUCTIONS

- Terms Shall be as stated:
1. 35% Due Upon Signing of Contract
 2. 40% Due Upon Dry In
 3. 25% Due Upon Completion

We accept the following payment methods:

- Cash
- Check
- ACH
- 3rd party financing
- Credit cards (an additional fee of 4%)
- Venmo, Zelle, Apple Pay




Main Paint color
of Building

Violet Vision

S540-2

See all Purple Paint Colors [>](#)



LRV: 51 R: 183 G: 189 B: 209



Ft Pierce 10PM

34947



Ft Pierce 10PM

34947

Shop All Services

DIY

Log In

Main Paint color for Blg

Home / Paint / Paint Colors

Internet # 205264276 Model # 705005 Store SKU # 926797

BEHR PREMIUM PLUS

5 gal. #S540-2 Violet Vision Satin Enamel Low Odor Interior Paint & Primer

★★★★★ (11123) Questions & Answers (435)

Live Chat
Feedback



Share Print

See This in My Room

Dimensions

Container Size

5 Gallon

*Paint
Main color*

Details

Approximate Coverage (sq. ft.)

2000

Base Material

Acrylic

Color Family

Purple / Lavender

Color/Finish

Violet Vision

Dry to Touch (min.)

60

Hexadecimal Value

B7BDD2

HSL Value

226.7:23.1:77.1

Minimum Temperature for Use (F)

35

Number of coats recommended

2

Paint & Primer in One

Yes

Paint Key Features

Low Temperature, Paint & Primer in One

Paint Type

Exterior Paint

Paint/Stain Clean Up

Soap & Water

Protection Type

Mildew Resistant

Returnable

Non-Returnable

RGB Value

183:189:210

Sheen

Satin

Surface Material Use

Brick, Drywall, Masonry, Plaster, Stucco, Vinyl, Wood

Time before recoating (hours)

2

Tint Base

Base 1

Transparency

Solid

Cameo White

MQ3-32

*Trim Color Paint
+ Front Facade
Alcove*

See all White Paint Colors [>](#)



LRV: 81 R: 235 G: 232 B: 226

Trim color + Front Facade Alcase

Internet # 329086212 Model # 815005 Store SKU # 1011127493

Home / Paint / Paint Colors

New

BEHR PREMIUM PLUS

5 gal. #MQ3-32 Cameo White Hi-Gloss Enamel Interior/Exterior Paint & Primer

★★★★★ (73) Questions & Answers (9)



Live Chat Feedback

Share Print

\$179⁰⁰

Pay \$154.00 after \$25 OFF your total qualifying purchase upon opening a new card. Apply for a Home Depot Consumer Card

- Durable finish, resists dirt & grime
- Hi-Gloss sheen best for kitchens, bathrooms, cabinets & trim

Dimensions

Container Size

5 Gallon

*Cameo White
Trim & Accent
Paint*

Details


Approximate Coverage (sq. ft.)	2000	Base Material	Acrylic
Color Family	White	Color/Finish	Cameo White
Dry to Touch (min.)	60	Hexadecimal Value	EBE8E2
HSL Value	40.0:18.4:90.4	Minimum Temperature for Use (F)	35
Number of coats recommended	2	Paint & Primer in One	Yes
Paint Key Features	Low Temperature, Paint & Primer in One	Paint Type	Exterior Paint
Paint/Stain Clean Up	Soap & Water	Protection Type	Mildew Resistant
Returnable	Non-Returnable	RGB Value	235:232:226
Sheen	Satin	Surface Material Use	Brick, Drywall, Masonry, Plaster, Stucco, Vinyl, Wood
Time before recoating (hours)	2	Tint Base	Base 1
Transparency	Solid		

Sold by **streetsignusa** (<http://myworld.ebay.com/streetsignusa>) (3517

(<http://feedback.ebay.com/ws/eBayISAPI.dll?ViewFeedback&userid=streetsignusa>)

+ Show additional actions

 Delivered



36" DELUXE HEAVY DUTY SCROLL SIGN BRACKET Antique Vintage Style Home Or Business
(<http://www.ebay.com/itm/162279315774>)

Item price USD 109.99

Quantity 1


Item number 162279315774

Shipping service Standard Shipping

Contact seller (<http://contact.ebay.com/ws/eBayISAPI.dll?FindAnswers&frm=3998&id=162279315774&redirect=0&requested=streetsignusa>)

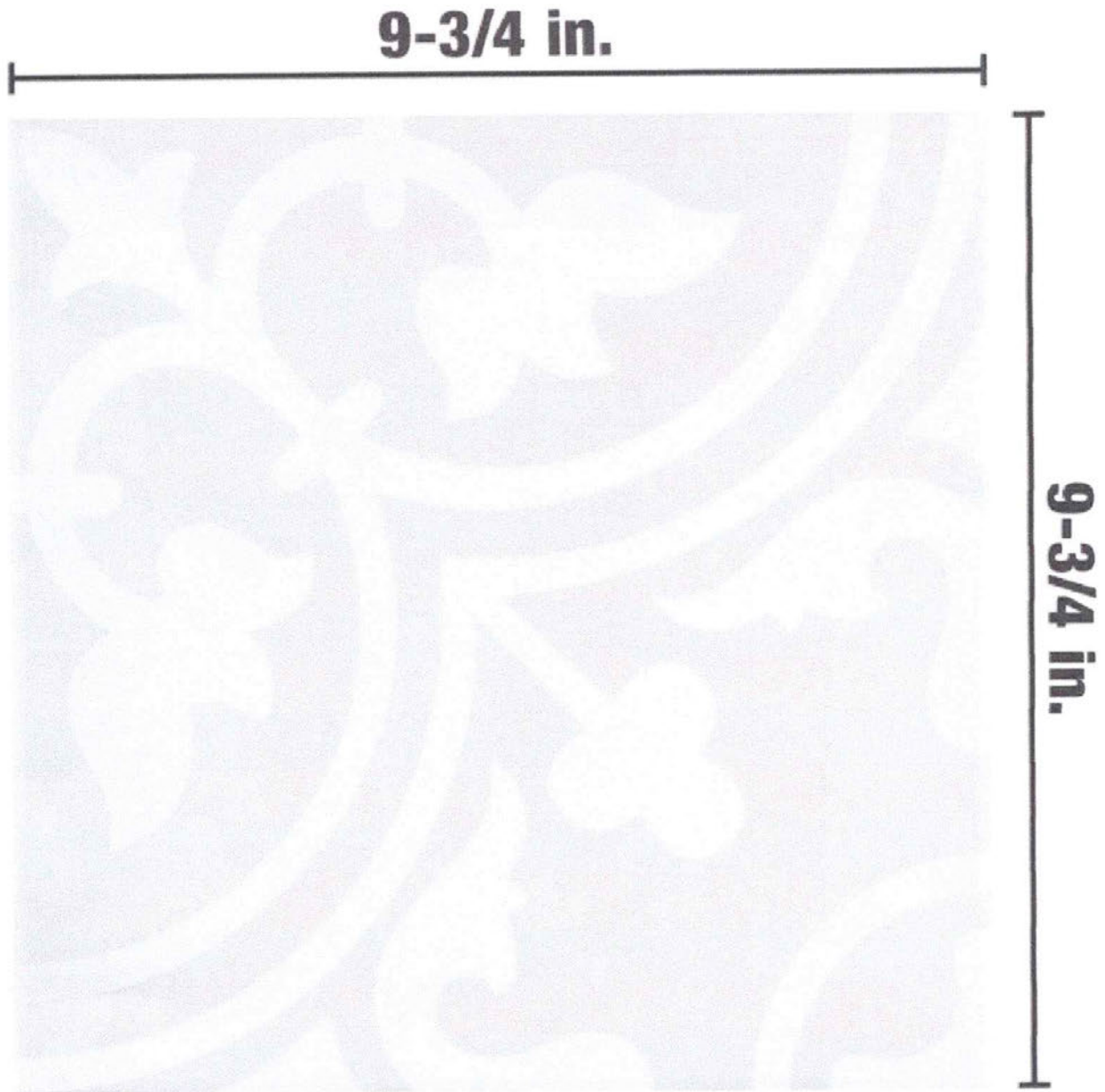
Sign Bracket to install
on front of Building, it will
hold 2 signs that are ~ 12" each.
See next page for approximate
placement.

Tile for ground/floor of Alcove entry
in front



Front facade
tile

Weights & Dimensions



Front Facade

60

Other Dimensions

Individual Tile

9.75" W X 9.75" L

Overall Product Weight

43.68 lb.

Additional Documents

[Owner Manual \(pdf\)](#)

[Specifications \(pdf\)](#)

[Warranty Information \(pdf\)](#)

[Installation & Assembly \(pdf\)](#)

Features

Tile Type	Singular Tile
Material	Porcelain
Floor Use	Yes
Square Feet Included	Yes
Sold In Carton	Yes
Water Absorption Rating	Impervious: absorbs 0.05% or less
Water Performance Level	Waterproof
Submersible	No
Outdoor Installation	Withstands Sun & Rain
Shade Variation	V1 Uniform Appearance
Tile Design	Patterned
Overall Shape	Square
Pattern Repeat Frequency	1
Glazed	Yes
Gloss Level	Matte
Textured	No
Edge Type	Pressed
Edge Style	Straight Edge
Product Care	Tile specific cleaner
MOHS - Surface Hardness	6
Imported	Yes
DCOF Rating	Above 0.42 (Slip Resistant)
Durability	Freeze Resistant
Pieces per Carton	16
Color	Gray
Recommended Grout Joint Size	1/8 inches

Specifications

PEI Rating	4 - Heavy traffic
------------	-------------------

Assembly

Mounting / Installation Location	Backsplash; Bathroom; Shower; Kitchen; Fireplace Surround; Countertop; Outdoor; Patio
Can Be Dry Cut	No

Warranty

Commercial Warranty	No
Product Warranty	Yes
Warranty Length	30 Days
Warranty Details	Manufacturing defects only - No claims will be accepted for tile already installed

Front facade

Yes



Ft Pierce 10PM 34947

What can we help you find today?



Ft Pierce 10PM 34947

Shop All Services DIY Me

.. / Exterior Doors / Front Doors / Steel Doors / Steel Doors With Glass


Internet # 206450101 Model # Z00078

AMI Door

16 in. x 80 in. Right-Hand Inswing Full Lite Clear Classic Primed Steel Prehung Front Door

★★★★★ (94) Questions & Answers (71)

♡ 500



Share Print

*Front facade
door option
Full glass*

Door Height (in.)	81.75 in	Door Thickness (in.)	1.75 in
Door Width (in.)	37.438 in	Jamb Size (in.)	4-9/16"
Nominal Door Height (in.)	80 in	Nominal Door Thickness (in.)	2 in
Nominal Door Width (in.)	36 in	Rough Opening Height (in.)	81.625 in
Rough Opening Width (in.)	39.9375 in		

*Front facade
Door
option*

Doors will be "Similar" to Sunrise City Cafe.
(But single door on our building)



Mayne Rectangle 36-in W x 10.8-in H White Resin Traditional Outdoor Window Box

Item #139611 | Model #5822-W

Shop Mayne

★ 14 ♡



+3



*Front facade
& Back facade*



Color/Finish Family
Manufacturer Color/Finish

White
White

Series Name
Type



Container Size
Depth (Inches)
Diameter (Inches)
Height (Inches)

Large (25-65 quarts)
11
7.4
10.8

Potting Capacity (Cu.
Weight (lbs.)
Width (Inches)



Attached Saucer
BPA-Free
Commercial/Residential
Drainage Holes
Hanging
Hardware Included
Lowe's Exclusive
Material
Number of Tiers
Package Quantity

No
Yes
Residential
Yes
No
Yes
No
Resin
0
1

Planter Volume (Quart
Safer for Vegetables
Self Watering
Shape
Stand Included
Style
Team Name
Team/League
Use Location

Warranty

Warranty

15-year limited

*Front facade
& Back "*



Mayne Rectangle 36-in W x 10.8-in H Brown Resin... Mayne Rectangle 60-in W x 10.8-in H White Resin... Mayne Rectangle 72-in W x 10.2-in H White PVC Vinyl... Mayne Rectangle 36-in W x 10.8-in H Gray Resin... Mayne Rectangle 60-in W x 10.8-in H Black Resin... xallen + roth Rectangle 8.5-in W x 8.62-in H Blue Resin

14

10

4

14

10

26

Overview

With its inset panels and classic design, the Fairfield collection is a timeless choice that will never go out of style. We use 100% high-grade polyethylene resin in the manufacturing process - making our products durable, lightweight and highly shock resistant. These Fairfield window boxes sturdy, and provides the roots and potting mix with adequate insulation from surrounding weather conditions. These polyethylene window

- Durable window boxes: we use 100% high-grade polyethylene resin in the manufacturing process - making our products durable, lightweight and highly shock resistant
- Four season use: these 3ft window boxes are resistant to high impact, chemicals and extreme weather conditions - this product stands true to its four-season use tag with very little winter preparation
- Long lasting quality: the resin used to create our products contains built-in UV inhibitors that reduce the damaging effects of the sun - this ensures that your product doesn't fade, preserves its color and increases its overall lifespan
- Innovative design: double-wall design makes these Fairfield window boxes sturdy, and provides the roots and potting mix with adequate insulation from surrounding weather conditions
- Self-watering factor: In a self-watering window box, the planting container sits directly inside the water reservoir - the water is then pulled into the potting mix through capillary action, keeping your plants watered and happy
- The Mayne advantage: Mayne offers a 15-year residential warranty or a 5-year commercial warranty on this window box - our products are proudly designed in Canada and are made in the USA
- Weight: 13.5lbs; outside dimensions: 36in L x 11in W x 10.8in H; inside dimensions: 32.4in L x 7.4in W x 8in D; capacity: approximately 3 gallons (11.35 liters) water reservoir capacity and 6.5 gallons (24.6 liters) soil capacity

*Front facade
& Back "*

Specifications



Front facade
& Back "

Specifications



Color/Finish Family
Manufacturer Color/Finish

White
White

Series Name
Type



Container Size
Depth (Inches)
Diameter of Base (Inches)
Diameter of Top (Inches)

Medium (8-25 quarts)
8
0
0

Height (Inches)
Potting Capacity (Cu.
Weight (lbs.)
Width (Inches)



Attached Saucer
BPA-Free
Commercial/Residential
Drainage Holes
Hanging
Hardware Included
Lowe's Exclusive
Material

No
Yes
Commercial/Residential
Yes
No
Yes
No
Resin

Number of Tiers
Package Quantity
Planter Volume (Quart
Self Watering
Shape
Stand Included
Style
Use Location

Certifications

CA Residents: Prop 65 Warning(s)

No

*Front facade
+ Back "*

... / Exterior Doors / Front Doors / Steel Doors / Steel Doors With Glass

Interne: # 20431/424 Model # THDJW184500144


11

JELD-WEN (Brand Rating: 3.8/5)

36 in. x 80 in. Fan Lite White Painted Steel Prehung Right-Hand Outswing Front Door w/Brickmould

★★★★☆ (3) Questions & Answers (9)

Feedback



Rear Facade Door (Lower)

Share Print

\$1158⁰⁰

\$65.00 /mo** suggested payments with 18 months** financing [Apply Now](#)

Buy One, Get One \$50 Off



Main Item: **\$50 Off**

[Shop This Offer](#)

- Made of durable rust-resistant galvanized steel
- Prehung steel door includes frame for easier installation
- Actual unit size is 37-7/16 in. x 80-7/8 in.
- [View More Details](#)

Color/Finish: **Brilliant White**



Common Door Size (WxH) in.: **36 x 80**

Product Information

Internet # 206450101

Model # Z000783R

Additional Resources

[Shop All MMI Door](#)

From the Manufacturer

- [Energy Guide](#)
- [Specification](#)
- [Instructions / Assembly](#)
- [Warranty](#)
- [Installation Guide](#)
- [Use and Care Manual](#)
- [Measurement Guide](#)
- [Return Policy](#)

Specifications

Dimensions

Door Height (in.)	81.75 in	Door Thickness (in.)	1.75 in
Door Width (in.)	37.5 in	Jamb Size (in.)	4-9/16"
Nominal Door Height (in.)	80 in	Nominal Door Thickness (in.)	2 in
Nominal Door Width (in.)	36 in	Rough Opening Height (in.)	82.25 in

*Rear facade
DOOR
(Lower)*



Ft Pierce 10PM

34947

What can we help you find today?



Ft Pierce 10PM

34947

Shop All Services

DIY

Me

... / Lumber & Composites / Fencing & Gates / Vinyl Fencing / Vinyl Fence Panels

Internet # 203008804 Model # 128004


Veranda

Glendale 4 ft. H x 8 ft. W White Vinyl Spaced Picket Fence Panel with Pointed Pickets

★★★★★ (166) Questions & Answers (159)

Fence Courtyard ❤️ 858

Live Chat
Feedback



Share Print

\$104³⁵ /box

Pay \$79.35 after \$25 OFF your total qualifying purchase upon opening a new card. [Apply for a Home Depot Consumer Card](#)

- Spaced picket panel made of durable, low-maintenance vinyl
- Kit includes everything needed to assemble one panel section
- White spaced picket design adds traditional charm to your home
- [View More Details](#)

Nominal panel height (ft.): 4 ft

3 ft **4 ft**

Pickup at Ft Pierce

Delivering to 34947

Ship to Store
 Jul 8 - Jul 9
 142 available
FREE

Delivery
 Tuesday, Jul 9
 142 available
FREE

Get Expert Fence Installation

A local pro will take care of the job for you

Request a free consultation

[What to Expect](#)

- 1 +

Add to Cart

raynor

Pay in 4 interest-free payments of \$26.09
with [PayPal](#). [Learn more](#)


Fence Courtyard



Free & Easy Returns In Store or Online

Return this item within **90 days** of purchase. [Read Return Policy](#)

Feedback Live Chat



Shop the Veranda Glendale 4 ft. H x 8 ft. H Pointed Picket Fence Bundle

Total Price for 5 items

\$ **295**⁴⁹

[View Bundle](#)

Product Details

Specifications

Dimensions

Actual panel height (in.)	44 in
Actual panel thickness (in.)	1.5 in
Actual panel width (in.)	91.875 in
Nominal panel height (ft.)	4 ft
Nominal panel width (ft.)	8 ft

Details

Color Family	White
Color/Finish	White
Contact Type Allowed	Above Ground
Features	UV Protected
Fencing Installation Type	No Dig
Fencing Product Type	Vinyl Fence Panels

Includes	Rails
Material	Vinyl
Nominal panel thickness (in.)	1.5 in
Number of pickets for panels	13
Number of rails for panels	2
Panel Assembly	Unassembled Panel
Panel Design	Spaced Picket
Panel Top Shape	Flat
Picket Top Style	Pointed
Product Weight (lb.)	20 lb
Returnable	90-Day

Warranty / Certifications

Manufacturer Warranty	Limited Lifetime
------------------------------	------------------

[How can we improve our product information? Provide feedback.](#)

Questions & Answers

159 Questions

Customer Reviews

4.3 out of 5  (166)

Fence Certified



... / [Lumber & Composites](#) / [Decking](#) / [Deck Boards](#) / [Composite D](#) Internet # 310569119 Model # RH010616E2G01 Store SKU # 1004642367

\$41⁵⁷

Product Details

Specifications

Questions & Answers

Customer Reviews

Rocky Harbor Grooved Edge Grey Composite Deck Board

(341) Questions & Answers (591)



*Balcony Decking
Rear
Facade*

Share Print

- Rocky Harbor adds sandy undertones to rustic slate grey
- Simple installation; no specialty tools necessary
- High-performance shell is fade, stain, scratch and mold resistant
- [View More Details](#)

Color/Finish: Rocky Harbor- Grooved



Nominal Product Length (ft.): 16 ft

12 ft 16 ft 20 ft

Need a closer look?

Order Sample for \$6.99

[Order Sample](#)

Unavailable at Ft Pierce

Delivering to 34947

Pickup Nearby

Tomorrow
In stock 37.2 mi away
FREE

Delivery

Tomorrow
136 available

[Delivery Details](#)

Get it as soon as tomorrow. Schedule your delivery in checkout.

- 1 +

[Add to Cart](#)

Frequently Bought Together

CURRENT ITEM

Select

Best Seller



Select



Select



Select



Select



Select



Dimensions

Actual Product Length (ft.)	16 ft	Actual Product Thickness (in.)	0.94 in
Actual Product Width (in.)	5.5 in	Approximate Weight (lb)	31
Nominal Product Length (ft.)	16 ft	Nominal Product Thickness (in.)	1
Nominal Product Width (in.)	5.5 in		

Details

Color Family	Gray	Color/Finish	Rocky Harbor- Groov
Edge Type	Grooved	Fastener recommendation	Trex Hideaway Hidde Fasteners
Features	Hidden Fasteners Compatibility, UV Protected	Material	Composite
Total Linear Feet Covered	16		

Decking
Balcony Rear
Facade

\$106⁰⁰

Product Details

Specifications


Questions & Answers

Customer Reviews

Traditional 8 ft. x 36 in. (Actual Size: 92 x 33 1/4" in.) White PolyComposite Vinyl Rail Kit without Brackets

(868) Questions & Answers (643)

*Railing
Balcony*



Rear Facade

Pay \$81.00 after \$25 OFF your total qualifying purchase upon opening a new card. [Apply for a Home Depot Consumer Card.](#)

- Railing actual size: 92 in. L x 33-1/4 in. H
- Outdoor railing resists warping and mold unlike other composites
- Railing kit requires assembly
- [View More Details](#)

Product Height x Width (in.) 33 in x 92 in

33 in x 92 in 36 in x 72 in

Pickup at Ft Pierce

Delivering to 34947

Ship to Store

Jul 8 - Jul 11
17,210 available

FREE

Delivery

Jul 5 - Jul 8
17,210 available

- 1 +

Free & Easy Returns In Store or Online

Return this item within 90 days of purchase. [Read Return Policy](#)

Share Print

\$106⁰⁰

ADD 0 ITEMS TO
Cart

Product Details

Specifications

Dimensions: H 33.25 in, W 92 in, D 4.063 in

Dimensions

Picket Spacing (in.)	1.375	Product Depth (in.)	4.063 in
Product Height (in.)	33.25 in	Product Width (in.)	92 in

Details

Baluster Rails per Panel	18	Color Family	White
Features	No Additional Features	Includes	No Additional Items Included
Interior/Exterior	Exterior	Material	Vinyl
Post Rails per Panel	2	Product Weight (lb.)	26.56 lb
Railing Type	Railing Kit	Returnable	90-Day
Stair Part Type	Preassembled Railing	Structural/ornamental	Structural

Railing Balcony Rear facade



360 Checking

Available balance

\$172,477.78

Account Info

Current balance
\$172,477.78

Account number

~~XXXXXXXXXXXX~~

Routing number

~~XXXXXXXXXX~~

Primary account holder

Kris A Einstein

Primary debit card number

N/A

Secondary account holder

Christopher D Gardner

Secondary debit card number

Ownership type

Joint

Account type

360 Checking

Interest

Current APY ⓘ

0.10%

[View Current Terms & Conditions](#)

Attach a letter describing why this property should be selected to receive a grant. Please include how this project meets the goals and objectives of the FPRA Plan.*

Why we should be selected:

Our Building was used in the picture on the cover of the Grant's Overview paperwork, so that says something. :) On serious note - we have done a lot of research on our building (back to the days before it housed Western Union & Montgomery Ward's Sales Order Office) & are keeping it as original as possible while bringing the front entrances up to ADA compliance & current building codes. We also are using design elements found on other buildings to keep it cohesive with neighboring downtown buildings. Some improvements, like properly draining the courtyard & bigger/more gutters, will help prevent/fix flooding during heavy rains (we are downhill of other properties). Repairing the fence wall, replacing the fence & repairing gate, along with new landscaping in the courtyard will not only be more attractive (vs blight), but then our tenants &/or their clients can enjoy it more so. Plus, it will be safer ie help keep the homeless (& others) from coming in to sleep there at night. By doing the repairs and improvements, the building will become more energy efficient since the front is the plate glass & the windows & doors are from 30+ years ago, providing no insulation and are not safe, nor up to code. All of the projects will help with the longevity of the building - our building is in relatively great shape because of the care we put into it & properly maintain it. We are constantly updating it and only use quality materials. These projects will help with the building's overall longevity.

Lower Level Commercial spaces' entrances will be ADA complaint. Courtyard will not be blighted/eye sore. Tenants will have more space to "entertain" their clients. Not a lot of downtown salons (our current clients), if any, have outdoor spaces they can use for clients. The building will look "fresh" while maintaining its historic character, only adding beauty to the downtown.

How this project meets the goals & Objectives of the FPRA Plan

1) Our building is shown on page 37-39 of the FPRA's Redevelopment Plan.

2) Historic Preservation (pg 90) - our building is on the local historic registry & is one of the "structures that exemplify Fort Pierce's historical significance." This grant will allow us to continue to preserve the building so it will be around for many, many more years to come, plus, with it having ADA compliant entrances, more people will be able to enjoy the building & more potential clients for our current & future tenants.

From Questions on pg 103:

#9's answer - 5. Improve community aesthetics (e.g. landscaping, façade, architecture, etc.)

Below are excerpts from the FPRA Plan that our project incorporates/addresses.

GOAL The Fort Pierce Redevelopment Agency shall celebrate and support historic preservation and cultural heritage activities within the Redevelopment Area.

GOAL The Fort Pierce Redevelopment Agency shall support the City's efforts to address stormwater issues and localized flooding within the Community Redevelopment Area.

GOAL The Fort Pierce Redevelopment Agency shall Improve public safety and perception of safety within the Redevelopment Area.

Although often overlooked in redevelopment discussions, signage continues to play an important role within our communities.

207-209 Orange Avenue

(Updated July 28, 2024)

Desired Improvements:

The estimates for the desired improvements to our FRONT façade & roof total over \$120,000.00, but are for multiple projects. Since the Grant is maxed to matching \$25,000, we were not exactly sure how this works/best way to approach this. We decided to list all the projects and their estimated costs to complete, then together, we can figure out the best way to complete these projects.

We would like to complete Projects 1-3 under this Grant in the allotted time, which total over \$70k, not including architectural fees. (& use Project #4 & #5 as an alternate, if that is allowed).

We are including the costs for the Roof Replacement (Project #4) & Roll Down Hurricane Screen or Shutter (Project #5), but we would rather focus on Projects 1-3, which we can complete a lot faster (especially being in hurricane season). Ie, we would not look to replace the roof until after hurricane season, most likely not until January 2025 due to our schedule. However, if for some reason Projects 1-3 (or aspects of them) are not approved, and we somehow fall under the total cost of \$50k, we would like Project # 4 & 5 to be considered. This will allow us to maximize the grant, which in turn will allow us to make the biggest impact.

Note: We did look into applying for the separate Paint & Sign Grants, but the Paint Grant states, "*Properties that have previously been awarded financial assistance from the FPR.A within the five years are not eligible for this program.*" (I believe the word "last" is missing.) We were not sure if this is the same for the Sign Grant. For now, we are keeping everything under the Façade Grant, but would be happy to separate our touchup painting & signage if applying for those grants would not hurt our Façade Grant Application.

Essentially, we just do not want to over commit ourselves with all 5 projects since this is a Historic Building and there are a lot of moving parts, approvals needed plus we have to coordinate with our tenants – we want to ensure we can complete the projects within the required timeframe. We also want to be fiscally responsible as well. With this being a reimbursable grant, we prefer to not to commit ourselves to spending \$100k *before* being reimbursed \$25k. While we intend to complete all the projects (& then some), we rather not tie one or two of the projects into this grant which will allow us to spend less (min \$50k) before being reimbursed the \$25k. This would also allow us to start making other necessary required improvements.

For example, we intend to make some NECESSARY improvements to the back façade and courtyard of our building starting in August 2024, which are NOT covered by this grant, and are estimated to cost an additional ~\$17k. This would include fixing the cement wall around the property (which cracked/separated on one side), replacing the wood fencing on top of the cement wall, new frame for gate, fix the drainage issue, replace 1 window, replace 3 doors & 2 locks, replace/add light fixtures by the doors, landscaping and add new security cameras. (I am including pictures of the current condition and the renderings, which were included in our original application, so you can see what our plans are. **Note:** We tabled adding the upper decking/balcony for now because we are looking into bringing our interior rear steps up to code, which could interfere with the deck).

In closing, we are excited that this grant is available because as many of you know, ADA accessibility is very important to us. We have been wanting to redo the front of our building to make it ADA compliant for a few years now, but it is an expensive capital investment where we most likely will not see a ROI until we sell the building & just could not justify the cost when we had many other necessary improvements needing to be completed. At the end of the day, these historical buildings are expensive to maintain, let alone bring up to code, and there is only so much money you can put towards these improvements when overall rental income is a little on the lower side. THANK YOU for providing this grant!! This grant will allow us to keep improving our building while maintaining affordable rents = Win-Win for patrons, tenants, our building and its future!

P.S. It was very flattering to see our building in the picture for the Façade Grant Overview! Hopefully we can continue to be an inspiration! 😊

Thank you, again!

Project #1:

Touch Up Painting: Estimated Cost: \$1,300.00

- The upper part of building that faces US 1, needs to be repainted – fix issue causing rust & repaint.

Project #2:

Front Façade (*Part 1*) – Estimated Cost ~\$12,867.90 (*does not include architect fees*)

Upper Level

- Add Flower Boxes to all 4 Windows
- Add 1 Sign Bracket (in center of building & below window boxes) for up to 2 store fronts advertise. This is not in the conceptual picture (it was hard to incorporate it with the palm tree). We did include a picture of the bracket with sketches.
- Add Hurricane Colonial Shutters on the windows
 - The outer 2 windows would have shutter on both sides & the 2 windows in the center of the building would have a slightly larger shutter on just the outside of each window, which would be a bifold, that when opened would extend across the entire window.
 - Our windows were manufactured in the 2nd quarter of 2008 (over 18 years ago). Not a very high DP for today's standards & have "ANSI Specific instruction testing and certification of safety glazing products, 2004 edition."

Lower Level

- Add security cameras, replace 1 ring video doorbell & add 1 new ring video doorbell for tenant's main door.
 - We have been having a lot of issues downtown, we would like to add 2 cameras facing in front of our building on orange avenue & 2 facing inside alcove, this would cover all blind spots we currently have.
 - We do not mind installing 2 more facing down orange avenue, away from our building to give even more coverage (we would need to increase camera cost). The police know we have a ring camera and come to us whenever there is an issue asking to see out footage since there is no good camera coverage currently in this section.

Project #3:

Front Façade (*Part 2*) – Estimated Cost: ~\$56,136.95 (*does not include architect fees*)

Lower Level

Make the 3 entrances ADA Compliant

- Replace Tile on the Ground in Alcove
- Remove all tile on store fronts, including tiles with addresses above the doors
 - The tiles with the address are not original. Originally, all 3 doors had transoms above them, which were covered up during one of the renovations. The transom above door #3 was removed many years ago to install an AC Unit in its place.
- Replace Doors with ones that are ADA Compliant
 - Doors with either be full glass or ½ - ¾ glass fronts to allow for a mail slot (since we are having issues with mailboxes being broken into & vandalized).
 - If space allows, we will add decorative molding below the glass.
 - For reference –if we do ½ - ¾ glass doors, they will be "similar style" to the doors on the building directly across the street, ie Sunrise City Café (except ours will be single) – *Picture for reference is included in packet.*
- Have transoms above all 3 doors (which were in the earliest pictures that we have of the building)
 - Add the street address #s back on the transoms

- This is how they were in the early pictures of the building, except # 209, which its # was added to the trim below the transom/above the door, due to the transom being removed to install the AC unit.
- Replace the Plate Glass – Updated from our original application - We were able to find a company that has windows that are the same size we currently have, that meet the building code & looks like we can rework the front where we can keep the same size glass and add ADA doors. If for some reason we cannot & we have to reduce the window size (to allow for wider doors & to line up properly with interior spaces), then we would go with our alternate option.
 - *Alternate Option:* Reduce overall size of windows somewhat and add a transom above. We will keep the windows as large as possible.
- Add decorative molding below windows
- Stucco/Paint/finish the alcove the same color as the columns and building trim (which is Cameo White).

Project #4:

New Roof: Estimated Cost: \$28,000.00

- This is for brand new roof, not roof repair.
- The roof was last replaced in 2004 after a hurricane ripped it off (it is 20 years old & has issues – maybe due to the urgency of replacing it). Currently, there are a lot of soft spots and when the “new additions” were added to the building on the back (I believe 1st addition was ~1953 & other section ~1963), they are lower than the main building and during extremely heavy rains, water sometimes leaks into the building where the “old” & “new” additions meet. (Several roofers have tried to identify the issue, but with all the layers/patchwork over the years, including prior to us purchasing the building in late 2017, they really can’t. The only way to resolve it is when a new roof is installed, they can fix the slopes & properly seal everything during the process).

Project #5:

Front Façade (Part 3) – Estimated Cost: ~\$13,611.47 - \$15,340.60

Lower Level – Install Roll Down Hurricane Screen or Shutters over Alcove

- *While we were talking with the hurricane shutter company, they recommended installing a roll down screen or shutter for the alcove area. We are still investigating this but wanted to include it as an alternative option. We are looking into the pros & cons of the screens vs shutters. The shutters are a lot more durable and cannot be cut, but we have design challenges with our center columns and the display glass to the far right where shutters might not be possible.*
- Add roll down hurricane screen or shutters to protect the Plate Glass Windows. We plan to redo the lower front façade (Project #3), but are considering putting this in 1st to help protect our windows asap since we most likely will not be able to start on the front Façade remodel until the end of the hurricane season, weather depending. The current plate glass windows are from the 1980s & will most likely not survive a strong storm. Yes, we are putting in impact windows in the remodel, but the roll down screen or shutters would give an extra layer of protection from the storms immediately (& future) PLUS prevention/deterrence from general damage/vandalism.
 - During block parties, we will be able to lower it to prevent people from coming in & sitting on our ledges/leaning against the glass, prevent glass breakage, leaving drinks behind (which they do now).
 - Deter overall damage/theft of break-ins
 - There have been several plate glass windows & doors broken downtown during events & robberies.
 - Prevent the home challenged from hanging out underneath the alcove at night.
 - There have been issues with defecation in alcoves & entry ways.
 - We do not plan to lower them every night, but we would have that option when there is a potential issue.
- Design:
 - The top would be mounted ~ 14”-16” above the alcove. That way, when the screen or shutter is rolled up, it will be flush with the bottom of the building.

- The metal for the casing along the top and the tracks down the side would be painted the same color as the building to blend in.
- We would have to remove the mailbox on the left of the building (which we own) & we really are not using it due to the break-ins.
 - The General Postmaster said even if they re-keyed it/put in new cylinders, that would not fix the issue since the Master Key would open new locks.
- The track running down both sides of the building would stick off the building ~ 4" (which is a lot shallower than the mailbox).
 - This is so when the wind blows & the screen "gives" a little, it will not blow into the display glass on the far right & both would need to clear the columns at the top.
- The screen or shutter that rolls down would be white.

Proposed Timeline once Approved by FPRA:

We understand that the Project needs to be started within 6 months of the FPRA Board's approval and completed within 12 months of Building Permit Issuance. Below is the preliminary timeline for Project #1-5.

Project #1 - Touch Up Painting: – Start within 30 days of receiving FPRA's Notice of Approval since no Historical approval (COA) is needed (paint color is not changing.)

Project #2 – Front Façade PART 1 (Upper & Lower Level) – Lower Level – (Security Cameras) we can start right away since there are no permits or Historical Board approval required. The Upper Level will require at a minimum Historical Approval (COA) for the Shutters, Window Boxes & Signage:

- Architect's design & drawings to be completed in ~ 30 days from FPRA Approval Notice on those items that require them (this is based on our Architect's current workload)
- Once the Architect's drawings are complete, we will immediately submit them to Maria Lewicka in the Planning Department for Historical review & approval.
 - We already had a "preliminary" talk with Maria about our ideas and plan to send her our conceptual drawings and desired changes the same time we submit the FPRA Façade Grant Application so we can keep moving forward & limit any possible delays in that aspect.
 - If Maria cannot do an administrative approval & we need to go in front of the Historic Preservation Board for approval – that could take 30-45 days to be added as an Agenda Item.
- Once we are approved, whether administratively or via the Historic Board, then the plans will be immediately submitted to the Building Department for review.
 - If the Historic Board requires any changes, then that could add more time to allow the Architect to update drawings and then be added back to the Historical Board as an Agenda Item.
- Once the Building Plans are approved, then we plan to start right away.
 - We will have to wait until the plans are approved to coordinate with the Contractor & Subs to see when they can schedule our work, plus current delivery time for shutters & window boxes once approved by FPRA.

Project #3 - Front Façade PART 2 (Lower Level) – ADA Compliance

- This will require Historical Approval (COA).
- We plan to follow essentially the same timeline as Project #2 for the Upper Façade as far as approvals.
- We will have to wait until the plans are approved by Historical & then Building Dept to coordinate with the Contractor & Subs to see when they can schedule our work, plus current delivery time for windows & supplies once all is approved.
- We will also have to coordinate with our tenants.
- But we plan to complete the projects well within the 12 months of the Building Permit Issuance. (unless any force majeure or act of God occurs, which could affect the timeline).

Timeline for alternate Project #4 & 5

Project #4 - New Roof

- Roofing company would submit for Building Permits ~November 2024, so we can begin work in January 2025.

Project #5 – Front Façade PART 3 (Lower Level)

Roll Down Hurricane Screen or Shutters for Alcove

- This would require Historical Approval (COA). We plan to send renderings to Maria at the same time we submit this updated FPRRA narrative to see if this would need to go in front of the Historical Board or if she can administratively approve it.
 - We are considering having this installed right away, but if it proves to be too difficult or takes too long for approval, then we will most likely table it/remove it from the Grant to allow us to focus on and allocate funds to other projects.



207 1/2

207

209

Conceptual Front (preferred)
w/ storefront windows staying the same size
as they currently are



- Mailbox removed
- Darker purple "frame" is Roll Down Shutter/shade encasement + track
- Signage not shown b/c palm tree in way.

Conceptual Front (Backup)

w/ storefront windows slightly smaller than they are
currently + Transoms above windows





Conceptual - Preferred
with storefront windows
staying the same size as
they currently are.



Conceptual - Backup
w/ storefront windows slightly smaller than they
are currently + transoms above windows

ESTIMATE

DATE

July 23, 2024

ESTIMATE NO

24-8071(A)

Campbell Construction

2200 Campbell Cove Trail
DeLeon Springs, FL 32130

386-527-9727

mbc.construction@gmail.com

License Number: CBC1252939

ESTIMATE TO:

Jetset Events
207 Orange Ave, Suite A
Fort Pierce, FL 34950
386-302-9510
trips@entertainair.com

SALESPERSON	JOB	PAYMENT TERMS	DUE DATE
MC	Krissy E	Payment Schedule to be given once Projects and Schedule are Identified with 25% due at time of signing contract.	Net 15 Upon Acceptance

QUANTITY	DESCRIPTION	UNIT PRICE	LINE TOTAL
Project - Front Facade (Lower Level)			
1	New Windows & Doors for lower level, to remain the same size (see quote) <i>- See estimate by weights'</i>	42,491.95	\$42,491.95
1	3 Locks, Replace Tile on Ground (in alcove), Stucco Repair, Paint, Sign Bracket & Installation (does not include Tenants' signs) - includes removal of old doors, tiles, windows, fixtures; prep work required for new products to be installed & installation of new Products.	15,145.00	\$15,145.00
1	4 Security Cameras (Ring) with solar panels and 2 Video Doorbells (Ring) including installation <i>- See Amazon for Breakdown</i>	2,138.00	\$2,138.00
Project - Front Facade (Upper Level)			
4	Window Boxes (including installation)	500	\$2,000.00

ps 1 of 2

Project - Painting Small Section of Side Facade

1	Touch up paint on the upper side of the building (facing west). Includes fixing issue that is causing rust to drip down the side of building.	1,300	\$1,300.00
---	---	-------	------------

(Optional) Installation of Hurricane Roller Shutter - Nautilus System

1	Normal Installation (barring any additional/unforeseen work required)	2,500	\$2,500.00
---	---	-------	------------

Misc Fees

1	Architect Fees	6,600	\$6,600.00
---	----------------	-------	------------

This estimate is valid for 15 days.
Per Client's request, permit fees are not included.

Subtotal	\$72,174.95
Total	\$72,174.95

pg 202



Corporate Office & Showroom
7816 S Dixie Highway
West Palm Beach, FL 33405
Office 561-588-7353 Fax 561-588-7354
www.wrightswindow.com License # CBC1262617

PROPOSAL

Customer Information

Chris Gardner 207 Orange Ave. Fort Pierce FL 34950	(386) 337-5576 supplier@entertainair.com	Date: 07/18/2024 Product Specialist: Pete La Spina (201) 961-3752 pete@wrightswindow.com
---	---	--

Put simply, our installation teams are trained to install all our products 'The Wright Way'. We use premium products and installation techniques to ensure maximum protection



- ✔ We will **cover the floors** with heavy duty drop cloths, cardboard and paper
- ✔ **Cover furniture** with plastic
- ✔ Take **special care** to your landscape
- ✔ Take special care to **avoid damage** to alarm systems, tiles and sills
- ✔ Use the **highest quality** installation products
- ✔ Use only the **highest quality** adhesive, waterproofing and caulking materials to avoid drying, cracking, deterioration and discoloration

- Section 1: Custom Proposal**
- Section 2: Payment & Warranty**
- Section 3: Next Steps**
- Notes:**

****ALL DOOR WILL HAVE CLOSERS AND PANIC HARDWARE

This space intentionally left blank

Section 1: Custom Proposal



PERMITTING COSTS INCLUDED ✓

PREMIUM INSTALLATION MATERIALS ✓

WARRANTY INCLUDED ✓

Selected Package	Tinted Mid Rise (4-7 Floor Bldg)
Total Windows	7
Total Doors & Sidelites	3

Scope of Work

1 Entry



Type	French Doors - 1 Panel	Brand	Tinted Commercial 9000
Quantity	1	Size	38 x 80
Glass Type	Laminated	Glass Finish	Gray Tint
Frame Type	Aluminum Kynar Blend 2604	Screens	Not Included
Frame Finish	White Finish	Hardware	Upgrade (Handle Below)UPGRADE - Ladder Pulls

2 Entry



Type	French Doors - 1 Panel	Brand	Tinted Commercial 9000
Quantity	1	Size	38 x 80
Glass Type	Laminated	Glass Finish	Gray Tint
Frame Type	Aluminum Kynar Blend 2604	Screens	Not Included
Frame Finish	White Finish	Hardware	Upgrade (Handle Below)UPGRADE - Ladder Pulls

1 Entry



Type	French Doors - 1 Panel	Brand	Tinted Commercial 9000
Quantity	1	Size	38 x 80
Glass Type	Laminated	Glass Finish	Gray Tint
Frame Type	Aluminum Kynar Blend 2604	Screens	Not Included
Frame Finish	White Finish	Hardware	Upgrade (Handle Below)UPGRADE - Ladder Pulls

This space intentionally left blank

4 Entry



Type
Quantity
Glass Type
Frame Type
Frame Finish

Windows - Storefront
 1
 Laminated
 Aluminum Kynar Blend 2604
 White Finish

Brand
Size
Glass Finish
Screens

Tinted Commercial 8000
 36 x 24
 Gray Tint
 Not Included

Notes
 Above door

5 Entry



Type
Quantity
Glass Type
Frame Type
Frame Finish

Windows - Storefront
 1
 Laminated
 Aluminum Kynar Blend 2604
 White Finish

Brand
Size
Glass Finish
Screens

Tinted Commercial 8000
 36 x 24
 Gray Tint
 Not Included

Notes
 Above door

6 Entry



Type
Quantity
Glass Type
Frame Type
Frame Finish

Windows - Storefront
 1
 Laminated
 Aluminum Kynar Blend 2604
 White Finish

Brand
Size
Glass Finish
Screens

Tinted Commercial 8000
 36 x 24
 Gray Tint
 Not Included

Notes
 Above door

7 Entry



Type
Quantity
Glass Type
Frame Type
Frame Finish

Windows - Storefront
 1
 Laminated
 Aluminum Kynar Blend 2604
 White Finish

Brand
Size
Glass Finish
Screens

Tinted Commercial 8000
 71 x 89
 Gray Tint
 Not Included

8 Entry



Type
Quantity
Glass Type
Frame Type
Frame Finish

Windows - Storefront
 1
 Laminated
 Aluminum Kynar Blend 2604
 White Finish

Brand
Size
Glass Finish
Screens

Tinted Commercial 8000
 87 x 88
 Gray Tint
 Not Included

This space intentionally left blank

9 Entry



Type
Quantity
Glass Type
Frame Type


Windows - Storefront
1
Laminated
Aluminum Kynar Blend 2604
White Finish

Brand
Size
Glass Finish
Screens

Tinted Commercial 8000
52 x 89
Gray Tint
Not Included

Frame Finish

10 Entry



Type
Quantity
Glass Type
Frame Type

Windows - Storefront
1
Laminated
Aluminum Kynar Blend 2604
White Finish

Brand
Size
Glass Finish
Screens

Tinted Commercial 8000
26 x 89
Gray Tint
Not Included

Frame Finish

Additional Labor & Material

Engineering - Site Specific Engineering / Project / Per 15 Openings

(1)

Standard Mulls [89" 2x4] -

(2)

Notes

Notes:

This space intentionally left blank

Section 2: Payment & Warranty

OPTION 1: Cash

Payment Method	E-Check
MSRP	\$53,645.05
Corporate Discount	-\$11,153.10
Project Total:	\$42,491.95
Deposit Terms	50% Deposit

OPTION 2: Finance

Estimated Monthly Payment	\$0.00
---------------------------	--------

CERTIFICATE



1. **Wrights Product Warranty** supercedes, and matches or exceeds manufacturer warranties for the repair and/or replacement of covered products and parts in the event of manufacturer defect*
2. **Wrights Installation Warranty** covers the quality of the installation & workmanship failures*
3. Claims are submitted to Wrights and serviced by certified technicians*
4. Fully transferrable upon sale of home*

PRODUCT & INSTALLATION WARRANTY

Claim Procedure

Any claim for defect under this limited Warranty must be submitted promptly, after discovery to WRIGHTS within the warranty period specified, to service@wrightwindow.com. To help us serve you better, all claims must include proof of purchase (original contract), product identification, the address where the product is installed, and a description of the problem.

This limited Lifetime Warranty covers only those manufacturing, material or installation defects as specified and does not apply to, cover or include defects or damages attributable to or caused by: improper application or use, failure to adhere to Wrights recommended cleaning and other product care and maintenance instructions, improper maintenance or cleaning, normal weathering, corrosion or otherwise abnormal environments, condensation. WRIGHTS reserves the right to inspect all defects in the field. Wrights may use in-house service technicians, subcontractors, or manufacturer service teams when necessary to complete service. For Warranty questions, to request a copy of this warranty or for additional care and maintenance information, visit wrightsimpactwindowanddoor.com/care.



NO REPRESENTATIVE OF WRIGHTS HAS THE AUTHORITY TO CHANGE OR MODIFY THIS WARRANTY IN ANY RESPECT, EITHER ORALLY OR IN WRITING

This space intentionally left blank

Section 3: Next Steps

Please feel free to contact me or my manager to request changes or for a final agreement.

Proposal Valid For

30 Days

Product Specialist

Pete La Spina

Direct Phone Number

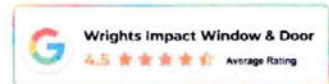
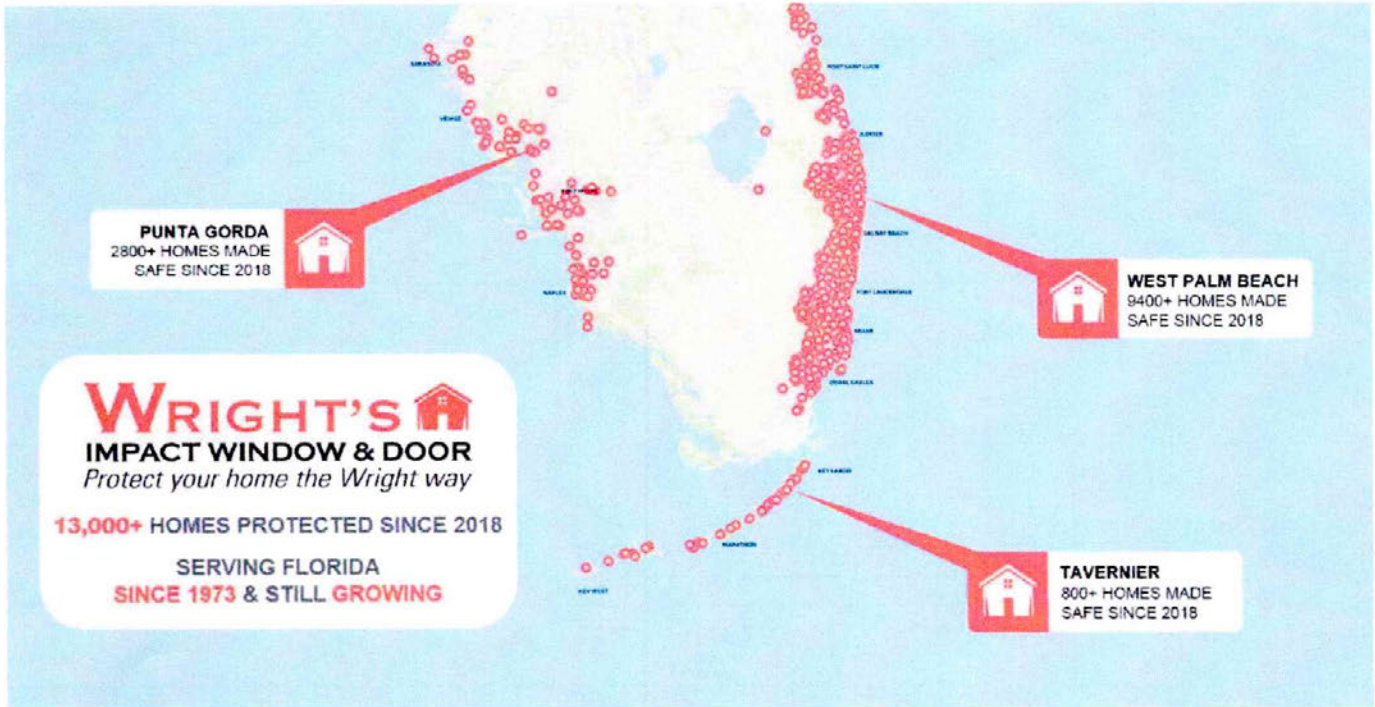
(201) 961-3752

Email

pete@wrightswindow.com

Office Phone Number

(561) 588-7353



This space intentionally left blank

Amazon Security Cameras + Ring Doorbells

Checkout (23 items)

1 Shipping address

kris

Change

[Add delivery instructions](#)

FREE pickup available nearby

List + 0.4 mi [\(See details\)](#)

[Change to pickup](#)

2 Payment method

Paying with

Change

[Billing address](#)

^ Add a gift card or promotion code or voucher

Enter code

Apply

3 Review items and shipping

Choose Amazon Day Delivery to get **6% back** on eligible items in this order using your Prime Visa.

Arriving Jul 26, 2024 If you order in the next 15 minutes and 31 seconds [\(Details\)](#)
Items shipped from Amazon.com



Ring Stick Up Cam Pro, Battery | Two-Way Talk with Audio+, 3D Motion Detection with Bird's Eye Zones, and 1080p HDR Video & Color Night Vision (2023 release), White

\$179.99

& **FREE Returns**

Qty: 4

Sold by: Amazon.com Services, Inc

[Add gift options](#)

By placing your order, you agree to all of the terms found [here](#).

Searching



Ring Wedge Kit Video Doorbell 3, Video Doorbell 3 Plus, Video Doorbell 4, Battery Doorbell Plus, Battery Doorbell Pro

\$19.99

& **FREE Returns**

Qty: 2

Sold by: Amazon.com Services, Inc

[Add gift options](#)

By placing your order, you agree to all of the terms found [here](#).

Choose your Prime delivery option:

Tomorrow, Jul 25 and Friday, Jul 26

FREE Delivery

Friday, Jul 26

FREE Delivery in fewer trips to your address

Thursday, Aug 1

FREE Amazon Day Delivery

Fewer boxes, fewer trips.

[Change delivery day](#)

Get **6% back** on eligible items using your **Prime Visa**. [Details](#)

Place your order

By placing your order, you agree to Amazon's [privacy notice](#) and [conditions of use](#).

You also agree to all of the terms linked below each Amazon device found in your Shipment details.

Order Summary

Items (23):	\$1,579.77
Shipping & handling:	\$0.00
Buy more, save 4%:	-\$2.40
Total before tax:	\$1,577.37
Estimated tax to be collected:	\$110.44

Order total: \$1,687.81

Qualifying offers:

- Buy more, save 4%

[How are shipping costs calculated?](#)

Prime shipping benefits have been applied to your order.

\$1,687.81!
Materials
+ \$500
Installation

S Searching



Ring Wall Mount for Solar Panels and Cams - White

\$19.99

& **FREE Returns**

Qty: 4

Sold by: Amazon.com Services, Inc

Add gift options

By placing your order, you agree to all of the terms found [here](#).

S Searching



Ring Charging Station for Quick Release Battery Packs

\$29.99

& **FREE Returns**

Qty: 1

Sold by: Amazon.com Services, Inc

Add gift options

Item arrives in packaging that shows what's inside. To hide it, choose Ship in Amazon packaging.

Ship in Amazon packaging

By placing your order, you agree to all of the terms found [here](#).

S Searching



Ring No-Drill Mount for Ring Video Doorbell 3, Video Doorbell 3 Plus, Video Doorbell 4, Battery Doorbell Plus, Battery Doorbell Pro

\$19.99

& **FREE Returns**

Qty: 2

Sold by: Amazon.com Services, Inc

Add gift options

By placing your order, you agree to all of the terms found [here](#).

S Searching




Ring 10 ft USB-C Extension Cable for USB-C Solar Panels and Cameras - White | Compatible with Solar Panel, Small Solar Panel, Stick Up Cam Pro, Spotlight Cam Plus, Spotlight Cam Pro.

\$19.99

& **FREE Returns**

Qty: 4

Sold by: Amazon.com Services, Inc

 Add gift options

By placing your order, you agree to all of the terms found [here](#).

 Searching




Ring Rechargeable Quick Release Battery Pack

\$34.99

& **FREE Returns**

Qty: 2

Sold by: Amazon.com Services, Inc

 Add gift options

By placing your order, you agree to all of the terms found [here](#).

 Searching



All-new Ring Battery Doorbell Pro | Two-Way Talk with Audio+, 3D Motion Detection, and 1536p HD+ Head-to-Toe Video (2024 release)

\$229.99

& **FREE Returns**

Qty: 2

Sold by: Amazon.com Services, Inc

 Add gift options

By placing your order, you agree to all of the terms found [here](#).

Pay in 5 monthly payments of **\$46.00** per item

 Searching



Solar Panel Charger for Ring Doorbell Compatible with Ring Video Doorbell 2 (not for 2nd), Doorbell 3, Video Doorbell 3+, Doorbell 4 Plus, Eufy Doorbell 2K Camera Solar Panel Cable Cord


\$29.99

& **FREE Returns**

Qty: 2

Sold by: YQCCA

See order summary for discounts applied

 Add gift options

Item arrives in packaging that shows what's inside. To hide it, choose Ship in Amazon packaging.

5 Searching

Order total: \$1,687.81

Place your order

By placing your order, you agree to Amazon's [privacy notice](#) and [conditions of use](#).

You also agree to all of the terms linked below each Amazon device found in your Shipment details.

*Why has sales tax been applied? [See tax and seller information.](#)

Need help? Check our [Help pages](#) or [contact us](#)

For an item sold by Amazon.com: When you click the "Place your order" button, we'll send you an email message acknowledging receipt of your order. Your contract to purchase an item will not be complete until we send you an email notifying you that the item has been shipped.

[Important information about sales tax you may owe in your state](#)

You may return new, unopened merchandise in original condition within 30 days of delivery. Exceptions and restrictions apply. See Amazon.com's [Returns Policy](#).

Need to add more items to your order? Continue shopping on the [Amazon.com homepage](#).

STORM SMART®

CGC1519801

Proposal #27409

Kris Einstein

207 Orange Ave

Fort Pierce, FL 34950

07/25/2024

Roll down Screen Hurricane \$15,340.60
+ Colonial Hurricane Shutters \$7,229.00
incl installation





Proposal Date: 07/25/2024

License # CGC1519801

Homeowner Information:

Kris Einstein
trips@entertainair.com
386-302-9510

Sales Representative Information:

Rick Berchiolli
rberchiolli@stormsmart.com
239-689-7583

Jobsite Address:

207 Orange Ave
Fort Pierce, FL 34950

Project Total: \$23,247.00, Deposit: \$11,623.50
(including fees)

Additional Notes / Summary:

4 Other

Florida state sales tax and county surtax is included in the price of items considered personal property.

Approximate Delivery for just shutters and screens: 10-12 weeks, Approximate Delivery for just windows and doors: 20-22 weeks

Approximate Delivery for Bahama shutters, colonial shutters, and Panels: 8-10 weeks, Approximate Delivery for combination projects: 12-22 weeks

Quote is honored for 30 days.

pg 2 of 6

Product Summary

Opening Number	Line Item Name	Product Type Name	Buck Width (inches)	Buck Height (inches)	Manual or Motorized System	Price after all discounts
1	1 Entry	Rolldown Screen	311	120	Motorized	\$15,340.60
2	2 Upstairs Front Middle	Colonial Shutters	84	63		\$3,601.36
3	3 Upstairs Front Left	Colonial Shutters	36	63		\$1,813.97
4	4 Upstairs Front Right	Colonial Shutters	36	63		\$1,813.97

Hurricane
Shutters for
Windows on
~~the~~ upper level
of front facade

$\$22,569.90$ total
 Roll down Screen - $\$15,340.60$ USA
 Colonial Shutters - $\$7,229.30$

 $22,569.90$ USA

pg 3 of 6.



1 Entry

1 x \$15,340.60

Options

Description:	Rolldown Screen
Opening Number:	1
Hood Location:	As high as possible
Buck Width (inches):	311
Buck Height (inches):	120
Mount Location:	Outside
Buildout Required:	Yes
Build In or Out:	Build Out
Build Out Side:	Left and Right Sides
Left Clearance Out:	2 Inches
Right Clearance Out:	2 Inches
Screen Type:	Storm Catcher
Manual or Motorized System:	Motorized
Remote or Switched Motor:	Remote Motor
Motor Override:	Yes
Motor System:	Standard
Mitering Required:	No
Wind Brace Needed:	Yes
Sales Order Notes:	Customer will relocate Mailbox on left side of opening
Screen Color:	White
Luff Tape Color:	White
Track Color:	White
Bottom Bar Color:	White
Rolldown Hood Color:	White



Colonial Shutters

2 Upstairs Front Middle

1 x \$3,601.36

Options

Description:	Colonial Shutters
Opening Number:	2
Install Floor:	2nd
Install Tier:	Special Equipment
Buck Width (inches):	84
Buck Height (inches):	63
Colonial Shutter Type:	Bifold
Colonial Color:	White



Colonial Shutters

3 Upstairs Front Left

1 x \$1,813.97

Options

Description:	Colonial Shutters
Opening Number:	3
Install Floor:	2nd
Install Tier:	Special Equipment
Buck Width (inches):	36
Buck Height (inches):	63
Colonial Shutter Type:	Single Panel
Colonial Color:	White

pg 4006



Colonial Shutters

4 Upstairs Front Right

1 x \$1,813.97

Options

Description:	Colonial Shutters
Opening Number:	4
Install Floor:	2nd
Install Tier:	Special Equipment
Buck Width (inches):	36
Buck Height (inches):	63
Colonial Shutter Type:	Single Panel
Colonial Color:	White

pg 5006

Additional Project Details

Permit & Engineering Fees:

Permit & Engineering Fees

1 x \$677.10

Package Price:	\$23,247.00
Deposit:	-\$11,623.50
Balance:	\$11,623.50

pg 606

Roll Down Shutter - Nautilus

Open Everyday From 9:00 AM - 6:00PM

Toll-Free (800) 772-9096 | Local / WhatsApp (561) 210-5944



[Home](#) [About Us](#) [Order Online](#) [Serv](#)

Product	Price	Quantity	Subtotal
<p>Roll Shutters Roll Shutter Type: Nautilus End Retention (Compact Box Housing) Color Choice: White Opening Type: Other Opening Width (in Inches): 311 Opening Height (in Inches): 120 FSF: 259.1666666667 Operation: Motorized (R/C w/Remote) (\$290.00) Track Anchor Holes (1/4 Inch); Punch Holes 6" On Center Hardware (Color Matching): Include When your order is ready would you like to: Have it Shipped Roll Shutter Type - Nautilus End Retention (Compact Box Housing): Qty: 1, Price: \$9,835.38 Basic Price - FSF: Qty: 1, Price: \$259.17 Total: \$10,384.55</p>	\$10,384.55	1	\$10,384.55

Coupon c [Apply coupon](#) [Update cart](#)

Alternate Project #5

Cart totals

Subtotal	\$10,384.55
Tax	\$726.92
Total	\$11,111.47

[Proceed to checkout](#)

+ Installation
~ \$2,500 estimated
+ Architectural Drawings



360 Checking

Available balance



Account Info

Current balance

Account number



Routing number



Primary account holder

Kris A Einstein

Primary debit card number

N/A

Secondary account holder

Christopher D Gardner

Secondary debit card number

Ownership type

Joint

Account type

360 Checking

Interest

Current APY ⓘ

0.10%

[View Current Terms & Conditions](#)

*Funding
We have other bank accounts if you
need to see more avoid funds.
I am just very uncomfortable
providing some financial info
since this will become public.*