




AMBRA ANNEXATION (AN-217)

PROPOSED ANNEXATION OF 5 PARCELS, APPROXIMATELY 24 ACRES IN SIZE, EAST OF THE SOUTHEAST CORNER OF NORTHERN AVENUE AND 80TH DRIVE.

-  Glendale City Boundaries
-  City of Glendale
-  Proposed Annexation

