




## **BICKMAN ANNEXATION (AN-226)**

**PROPOSED ANNEXATION OF APPROXIMATELY 75 ACRES  
AT THE NWC OF GLENDALE AVENUE & REEMS ROAD.**

-  Glendale City Boundaries
-  City of Glendale
-  Proposed Annexation

