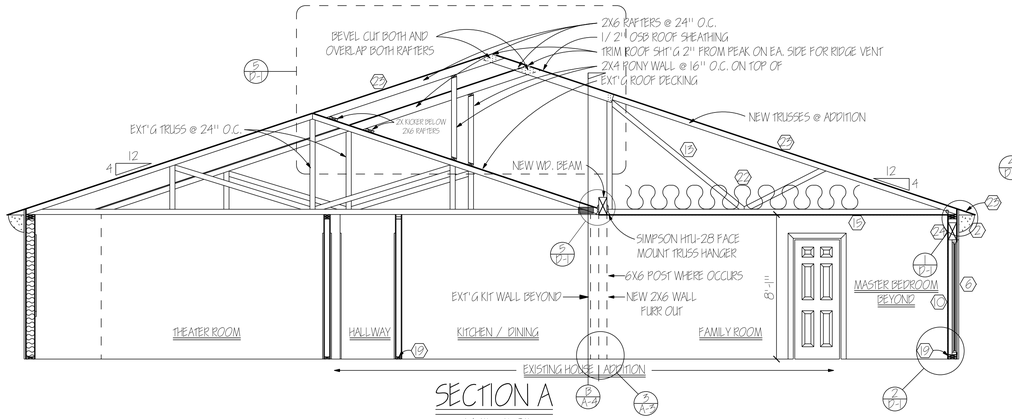

SECTION A

1/ 4" = 1'-0"

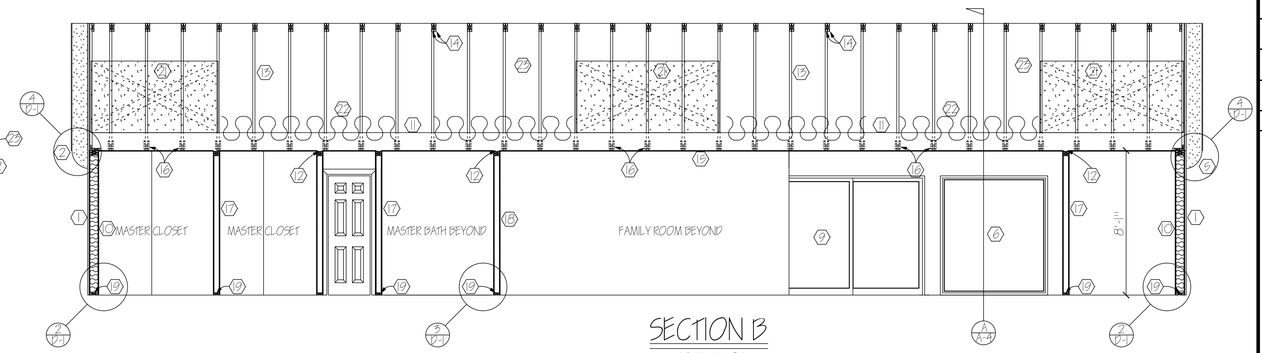

SECTION B

1/ 4" = 1'-0"

	ELEVATION & SECTION NOTES
1	SUPERWALL STUCCO SYSTEM, ESR-2214
2	QUARTER ROUND OVERHANG MOLDING TO MATCH EXT'G
3	EXT'G ROOF LINE
4	SHINGLE ROOF OVER 2 LAYERS OF 15# BASE OVER 1/2" OSB SHT'G
5	HALF ROUND STUCCO MOLDING TO MATCH EXT'G HOUSE
6	WINDOW PER SCHEDULE. SEE FLOOR PLAN ON SHEET A-3
7	RIDGE VENT. INSTALL PER SPECIFICATIONS
8	GABLE VENT
9	DOOR PER SCHEDULE. SEE FLOOR PLAN ON SHEET A-3
10	2X6 @ 16" O.C., R-19 INSULATION, 1/ 2" GYPSUM BOARD
11	WOOD BEAM - SEE FRAMING PLAN
12	PROVIDE 1/ 2" CLEARANCE BELOW TRUSS TO TOP OF WALL
13	MONO TRUSS @ 24" O.C., INSTALL PER SPECIFICATIONS
14	2X6 OVERFRAMING @ EACH TRUSS
15	1/ 2" SAG RESISTANT GYPSUM BOARD @ CEILINGS
16	SIMPSON H1U-2B TRUSS HANGER OR EQUIVALENT
17	2X4 NON-BEARING INTERIOR 2X4 WALL @ 24" O.C.
18	2X4 SHEAR WALL @ 16" O.C.
19	PRESSURE TREATED PLATE
20	NOT USED
21	2X4 OR PLYWOOD LATERAL BRACING
22	R-39 ATTIC INSULATION
23	1/ 2" OSB ROOF SHEATHING. PROVIDE 1/ 8" GAP ON ALL SIDES
24	BEAM PER FRAMING SCHEDULE. SEE SHEET A-5
25	NOT USED
26	
27	
28	
29	
30	

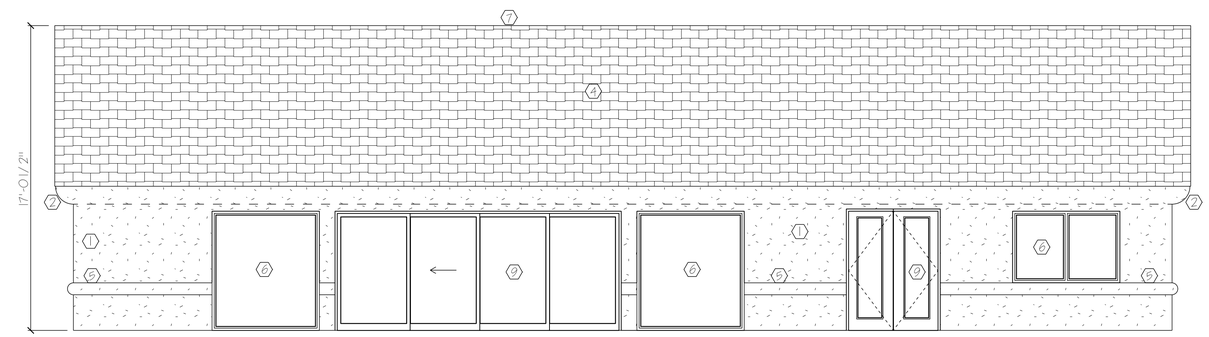

NORTH ELEVATION

1/ 4" = 1'-0"

ACCEPTABLE CODES:
2018 INTERNATIONAL RESIDENTIAL CODE (IRC)
2018 INTERNATIONAL MECHANICAL CODE (IMC)
2018 INTERNATIONAL PLUMBING CODE (IPC)
2017 NATIONAL ELECTRIC CODE (NEC)

ATTIC VENT CALCS: 1/ 150
AREA 1: 1176 SF = 8 SF
AREA 2: 680 SF = 5 SF
AREA 3: 1223 SF = 8 SF

RIDGE VENT = 20 SF
GABLE VENTS = 2.5 SF EA.

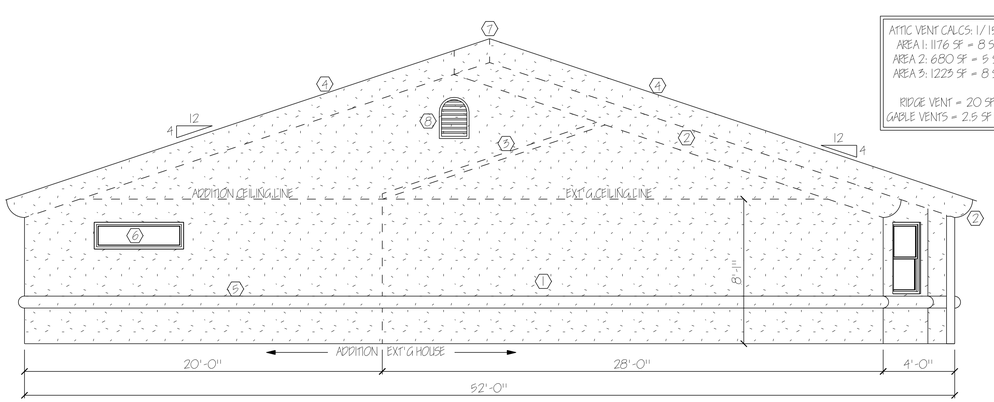

WEST ELEVATION

1/ 4" = 1'-0"

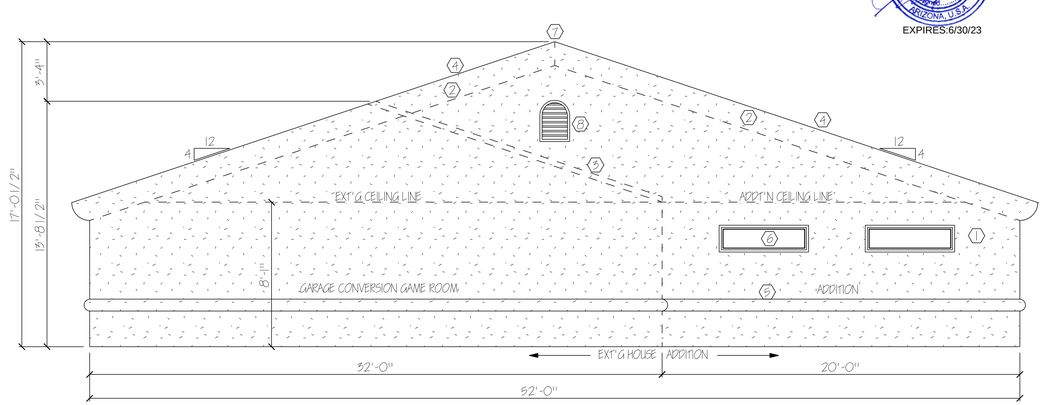

EAST ELEVATION

1/ 4" = 1'-0"

Registered Professional Engineer (Civil)
CERTIFICATE NO. 52891
MICHAEL WAYNE BOZMAN
3/29/21
ARIZONA, U.S.A.
EXPIRES:6/30/23

REVISIONS
1
2
3
4
5

© COPYRIGHT 2021

Monreal Residence

ELEVATIONS AND CROSS SECTIONS

Harry Young Design & Drafting 602-909-6989
5111 N. Central Ave. Ste. A-202 Phoenix, AZ 85012 www.harryyoungdrafting.com

DRAWN BY: HARRY YOUNG

SCALE: 1/ 4" = 1'-0"

DATE: 01-05-21

SHEET NUMBER

A-4