




CROW 303 ANNEXATION (AN-234)

**PROPOSED ANNEXATION OF APPROXIMATELY 146 ACRES
AT THE SEC OF GLENDALE AVENUE & ALSUP AVENUE.**



-  Glendale City Boundaries
-  City of Glendale
-  Proposed Annexation

