



FY 2023 Budget & 10-Year Transportation Program

August 4, 2022



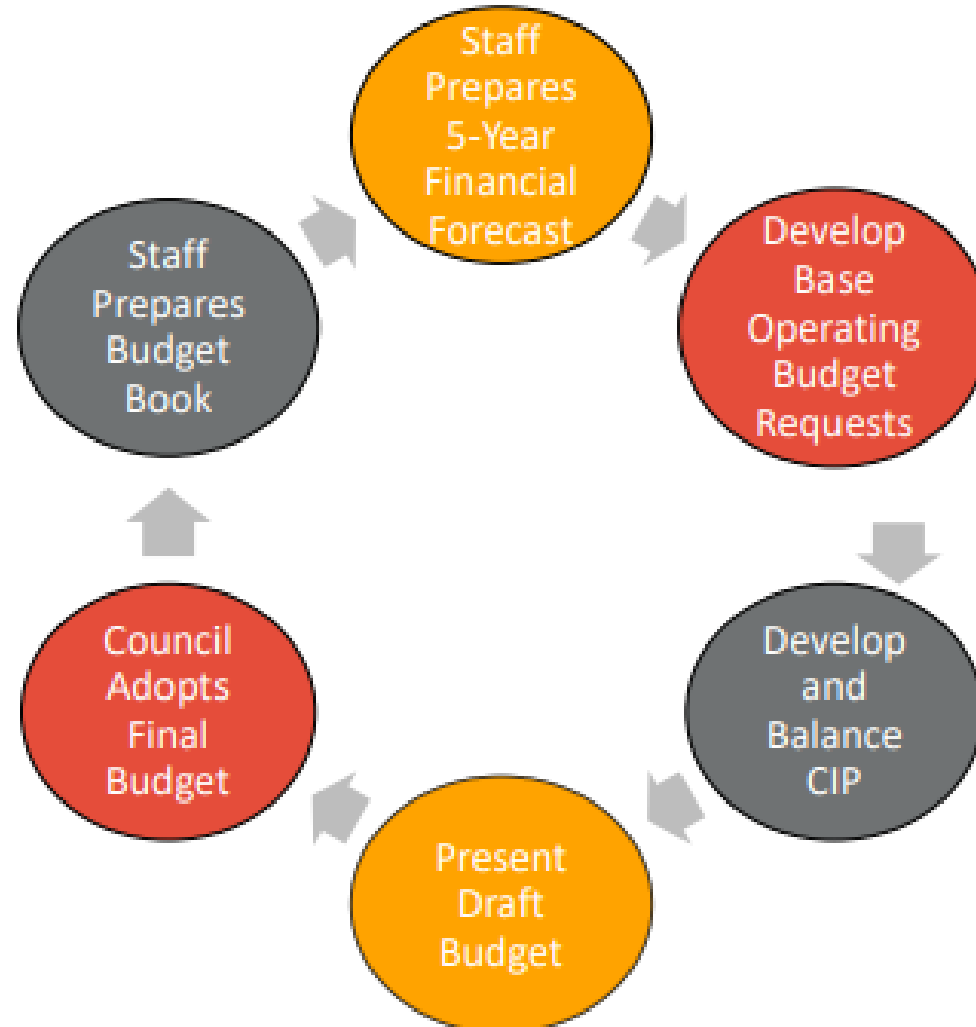


Overview

- Budget Process
- Financial Forecast
- FY2023 Transportation Budget Updates
 - Operating Budget
 - Capital Improvement Program
- 10-Year Transportation Program Summary



FY 2023 BUDGET PROCESS





FY 2023 FINANCIAL FORECAST

- FY2021-2022 Sales Tax revenue projection \$41 M
- FY 2022 to 2023 Sales Tax revenue projection \$42.4 M, 3% change from FY2022

| FUNDING | | | FY 23 | |
|--|--|--|----------------------|-----------|
| City Sales Tax | | | \$ 41,418,288 | \$ |
| Transit Revenue | | | \$ 87,166 | \$ |
| Interest | | | \$ 622,838 | \$ |
| Other Intergovernmental | | | \$ 275,796 | \$ |
| Miscellaneous | | | \$ 4,098 | \$ |
| FUNDING FORECAST TOTAL (From Budget, January 2022): | | | \$ 42,408,186 | \$ |



FY 2023 FINANCIAL FORECAST

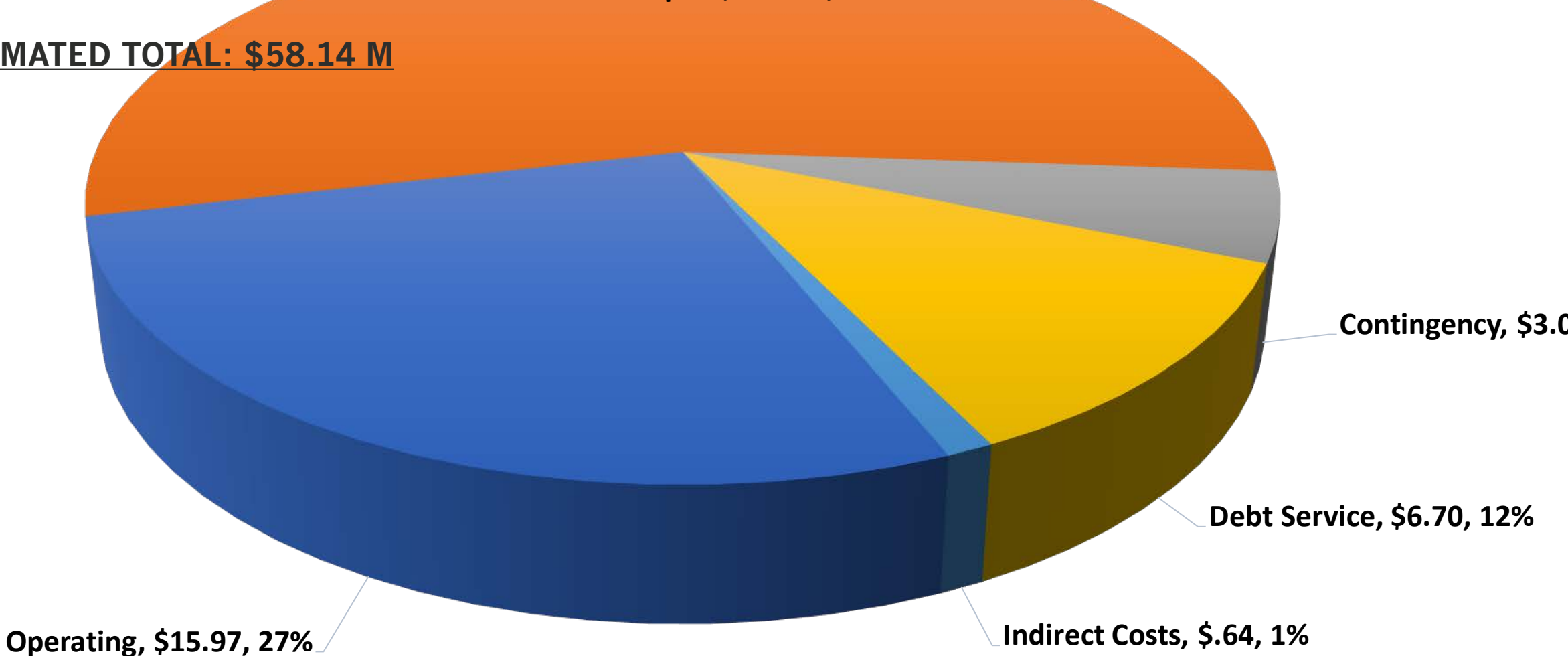
- Increase in Benefits, Salaries, Retirement 10% average
- Increase in Risk Management, Worker's Comp, and Shop Charges by 9%
- Increase in Supplies Contracts 25%
- Contingency increased from \$1M to \$3M FY23
- Utilities increase by 29%
- Decrease in internal charges of 47%

Includes supplemental budget requests

FY 2023 OVERALL BUDGET

Capital, \$31.82, 55%

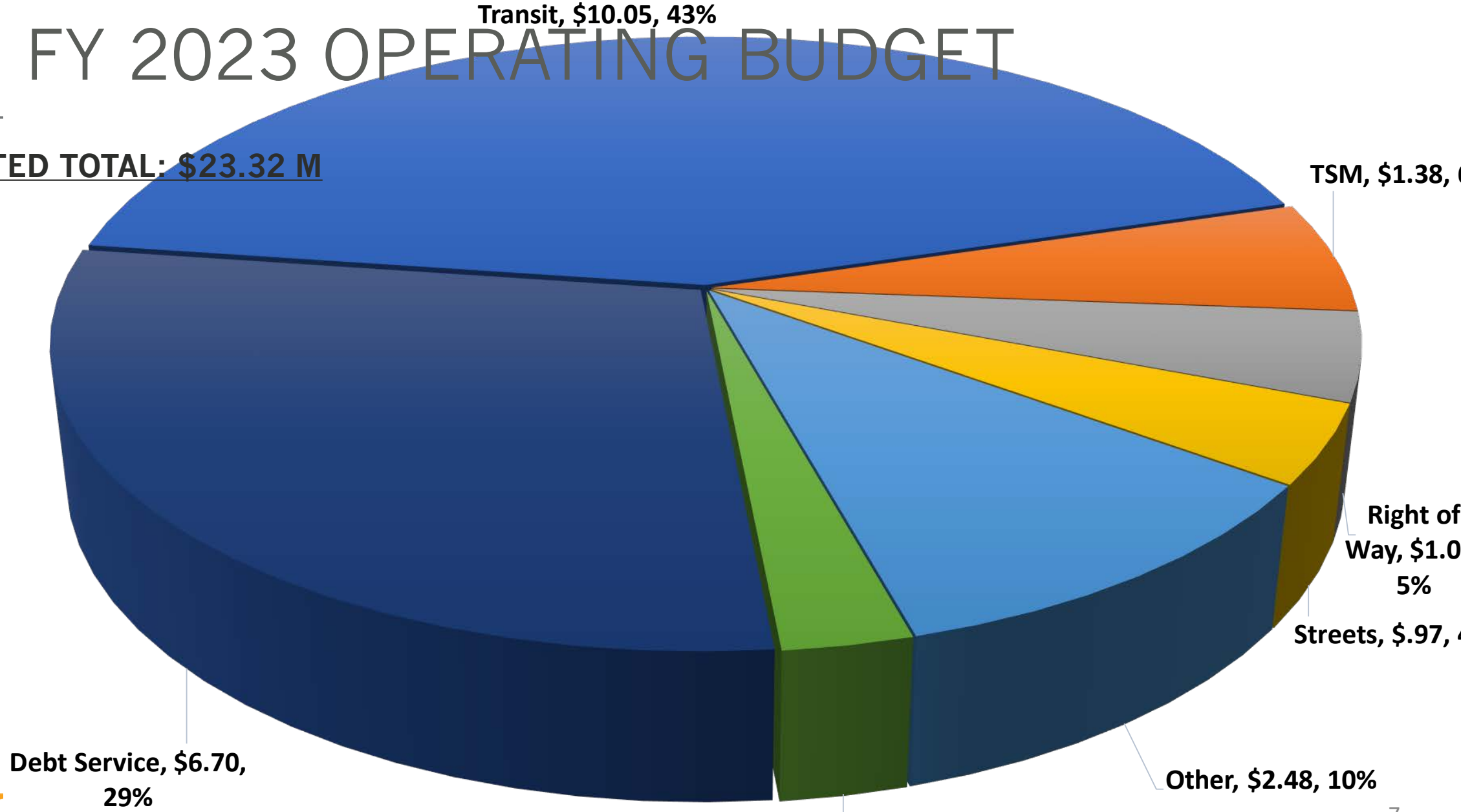
ESTIMATED TOTAL: \$58.14 M





FY 2023 OPERATING BUDGET

ESTIMATED TOTAL: \$23.32 M





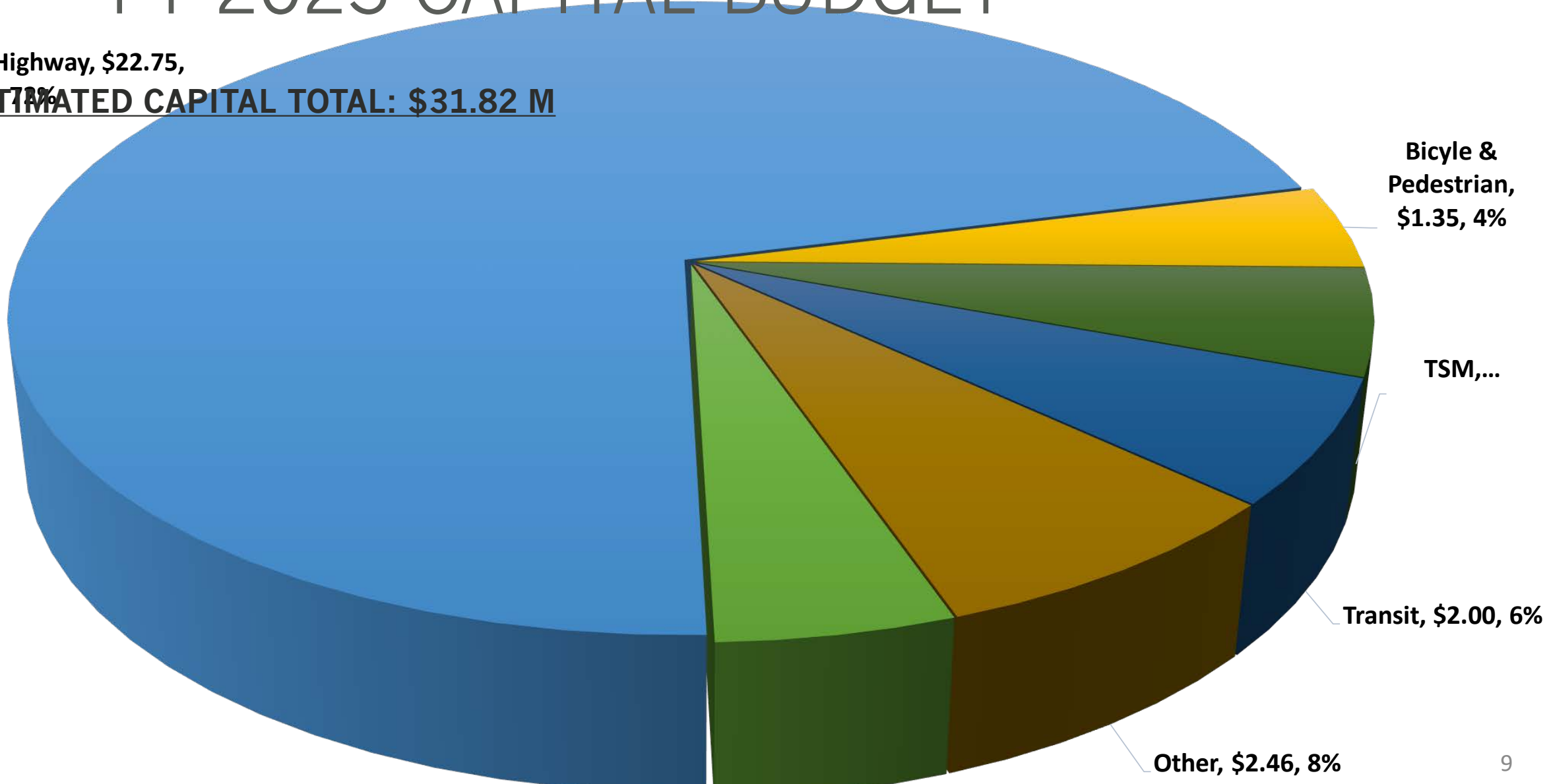
FY 23 OPERATING BUDGET– SUPPLEMENTALS

| SUPPLEMENTAL REQUESTS | ONE TIME | ONGOING |
|---|-------------------------|--------------------|
| GO Street Light Mgmt. – Maintenance & Electricity | | \$ 2,600 |
| CIP O&M – Contracts & Water | | \$ 75,400 |
| Traffic Mitigation – Contracts & Supplies | | \$ 50,000 |
| TMC Advance Traffic Mgmt. System Upgrade | \$370,000 | |
| New FTE – Intelligent Transp. Systems Analyst | | \$101,290 |
| New FTE – Transportation GIS Technician | | \$ 92,578 |
| New FTE – Transportation Deputy Director | | \$169,085 |
| New FTE – Transportation Financial Analyst | | \$106,987 |
| Transport Sales Tax Risk Post Incident Repairs | | \$200,000 |
| Citywide Right-of-Way Landscape Refresh Program | | \$150,000 |
| Internally Illuminated Street Name Signs | | \$ 40,000 |
| | TOTAL: \$370,000 | \$1,046,766 |

FY 2023 CAPITAL BUDGET

Streets & Highway, \$22.75,

ESTIMATED CAPITAL TOTAL: \$31.82 M





FY 2023 CIP BUDGET – NEW ADDITIONS

- AVIATION, \$249 K
- STREETS & HIGHWAY, \$11 M
- BICYCLE & PEDESTRIAN, \$218 K
- TSM, \$411 K



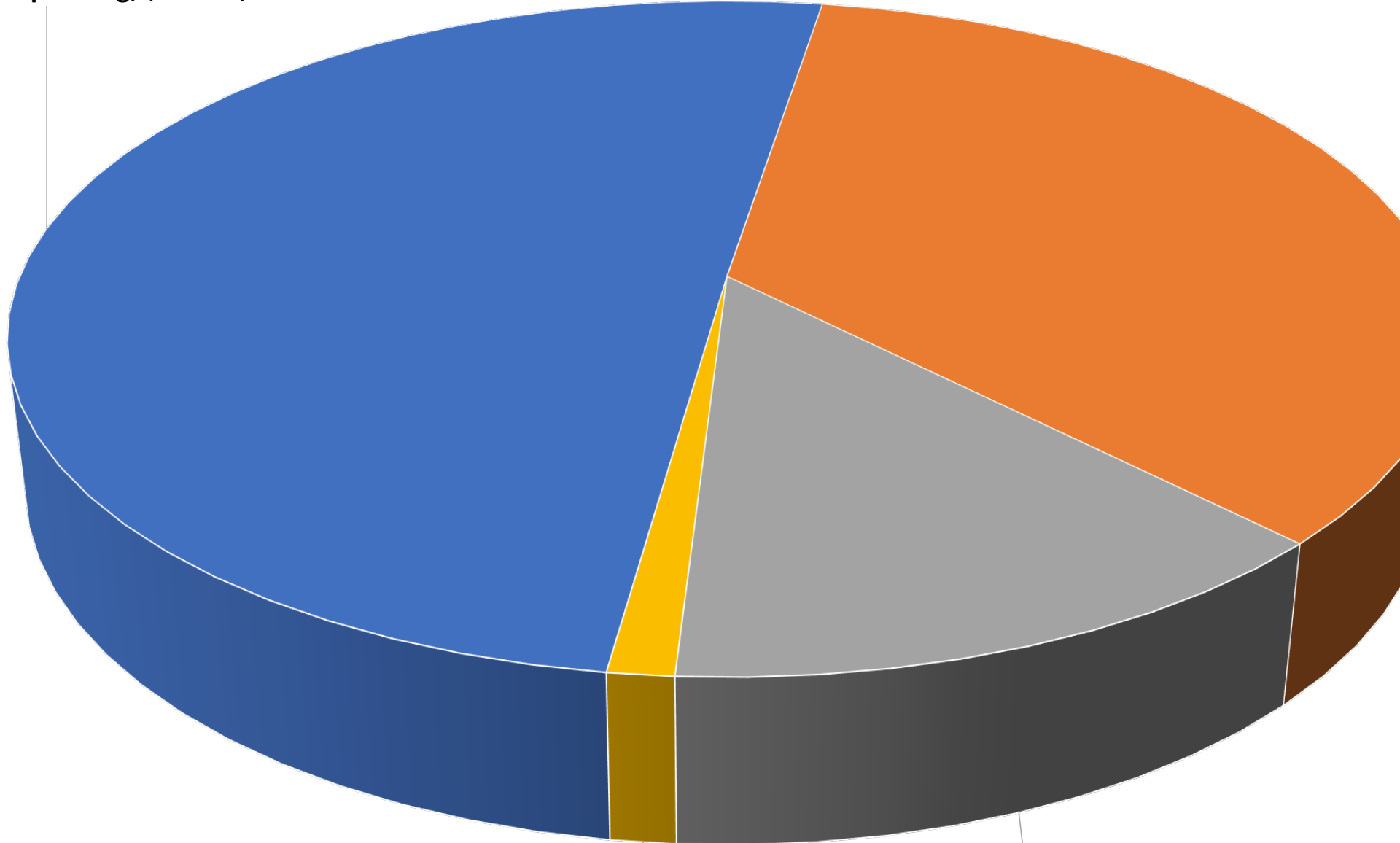
FY2023-10 YR CAPTIAL PROGRAM

| FUND | CARRYOVER | FY23 | FY24 | FY25 | FY26 | FY27 | FY28-30 | Total: |
|-------------------|----------------|-----------------|-----------------|-----------------|-----------------|-----------------|-----------------|------------------|
| 4030 Sales Tax: | \$5.8 | \$16.1 | \$13.3 | \$6.0 | \$9.4 | \$4.7 | \$13.6 | \$68.9 M |
| 2070 Sales Tax Op | \$0.2 | \$9.7 | \$9.9 | \$10.1 | \$10.3 | \$10.5 | \$55.8 | \$106.5 M |
| Total: | \$6.0 M | \$25.8 M | \$23.2 M | \$16.1 M | \$19.7 M | \$15.2 M | \$69.4 M | \$175.4 M |



ESTIMAT
CONTING

Operating, \$254.78, 50%





PROGRAM REVENUE VS EXPENSE

REVENUE FORECAST: \$515 M

ESTIMATED EXPENSE: \$506 M

REMAINING BALANCE: \$9 M

FUND BALANCE POLICY: \$4 M

AFTER 10% FB POLICY: \$5 M





Questions