




# FY2021 GO Annual Report

CTOC – September 1st 2022





# Proposition 402

---

## **Comprehensive Transportation program to:**

- Improve traffic flow
- Relieve traffic congestion
- Increase transportation choices
- Reduce air pollution
- Promote economic vitality
- Provide for regional transit connections



# Proposition 402 - Projects

---

- Intersection improvements
- Street projects
- Expansion of existing bus services
- Increased Dial-a-Ride service
- Express bus service
- Pedestrian and bicycle improvements
- Airport projects
- Safety improvements



# Proposition 402 – Project Maps

1

## Street Improvements

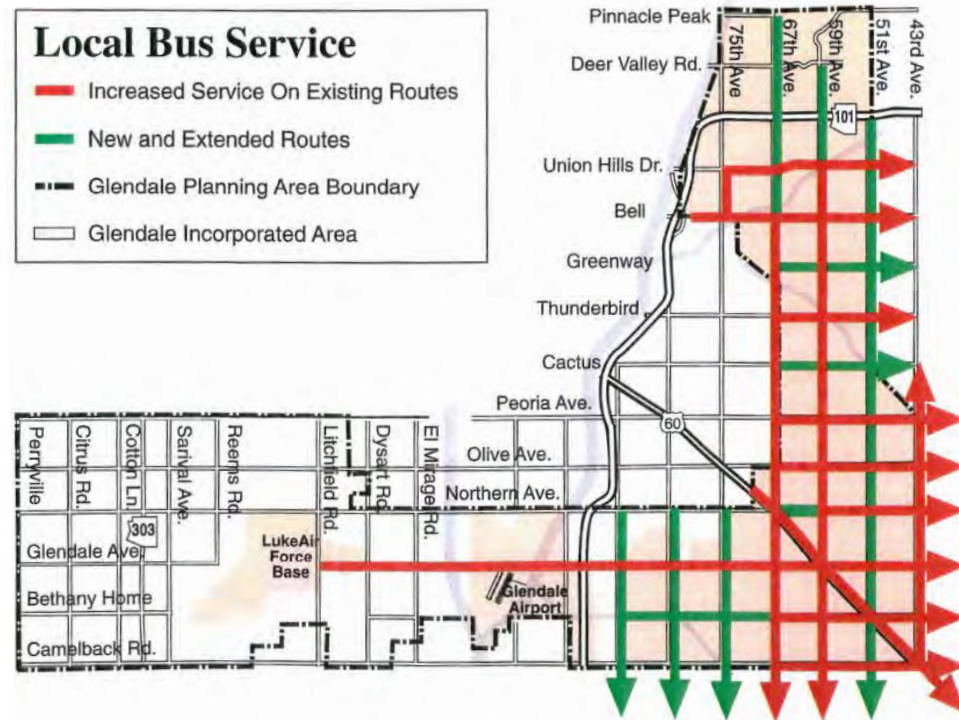
- Intersection Capacity/Safety Improvements
- Roadway Spot Improvement
- Roadway Segment Improvements
- Freeway Enhancements
- East/West Super Connector (Location to be Determined)
- Glendale Planning Area Boundary
- Glendale Incorporated Area



2

## Local Bus Service

- Increased Service On Existing Routes
- New and Extended Routes
- Glendale Planning Area Boundary
- Glendale Incorporated Area



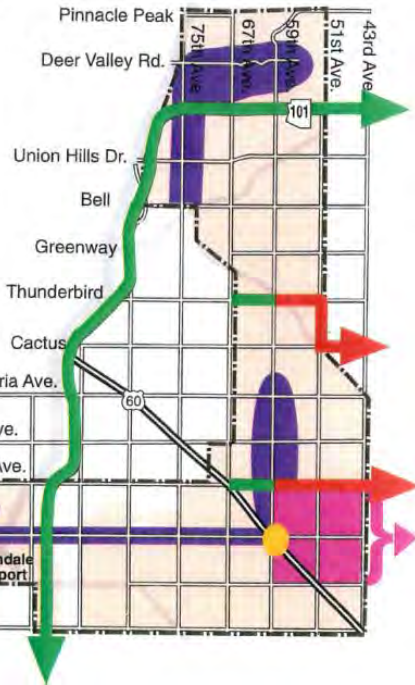


# Proposition 402 – Project Maps

3

## Specialized Transit Service

- Existing Express Bus
- New Express Bus
- Light Rail Corridor Area\*
- Neighborhood Circulator Area
- Park-and-Ride/Transit Center
- Glendale Planning Area Boundary
- Glendale Incorporated Area



\* Light Rail in Glendale will extend from 43rd Avenue to Downtown Glendale and will be based on arterial streets, but will not be located on Glendale Avenue. Construction of light rail in Glendale is subject to completion of a light rail connection in Phoenix.

4

## Bicycle & Pedestrian Projects

- Bicycle Routes
- Bicycle/Pedestrian Crossing
- Pedestrian Circulation Improvement Area
- Glendale Planning Area Boundary
- Glendale Incorporated Area





# Role of CTOC

---

- Monitor fund expenditure
- Monitor project implementation
- Timely and cost-effective manner
- Recommend adjustments to projects



# Financial Summary

**Table 1: GO Program Account Summary, FY 2020-2021**

Balance Forward (July 1, 2020)	<b>\$60,026,008</b>
Revenue	\$37,455,805
Expense	<b>(\$26,443,970)</b>
Balance Ending (June 30, 2021)	<b>\$71,037,843</b>

*Note: Based on unaudited accounts to June 30, 2021*

*Source: City of Glendale, October 11, 2021*



# Revenues

**Table 2: GO Program Revenue Summary, FY 2020-2021**

Source	Amount	Percentage
Sales Tax	\$35,329,097	94.32%
Interest	\$655,619	1.75%
Grant	\$702,327	1.88%
Disposal of Asset	\$5	0.00%
Fare Box	\$7,442	0.02%
Development Agreement In Lieu of Fees	\$757,630	2.02%
Miscellaneous	\$3,684	0.01%
<b>Total</b>	<b>\$37,455,805</b>	<b>100.00%</b>

*Note: Based on unaudited accounts to June 30, 2021*

*Source: City of Glendale, October 11, 2021*



# Expenditures

**Table 3: GO Program Cash Expense Summary, FY 2020-2021**

Source	Amount	Percentage
Professional & Contractual	\$4,063,709	15.37%
Wages, Benefits, & Staff Administrative Cost	\$5,306,251	20.07%
Advertising	\$4,099	0.01%
Equipment, Supplies, & Maintenance	\$975,924	3.69%
Insurance	\$94,067	0.36%
Miscellaneous	\$125	0.00%
Budget Out	\$15,999,795	60.50%
<b>Total</b>	<b>\$26,443,970</b>	<b>100.00%</b>

*Note: Based on unaudited accounts to June 30, 2021*

*Source: City of Glendale, October 11, 2021*



# Bonding

**Table 4: Status of GO Program Bond Funds**

Source	Amount
Bond Issue	\$109,110,000.00
Bond Premium	\$1,953,498.95
Issuance Cost	(\$1,058,583.90)
Bond Funds Expended	(\$110,004,915.05)
<b>Bond Funds Remaining</b>	<b>\$0.00</b>

*Note: Based on unaudited accounts to June 30, 2021  
Source: City of Glendale, October 11, 2021*



# Bonding

**Table 5: Status of Transportation Bond Issuances**

Source	Bond Series 2007	Bond Series 2015	Bond Series 2017	Total
Original Bond Issue	\$109,110,000.00	\$55,635,000	\$19,330,000	\$184,075,000
Principal Payments Made Through 7-1-2021	(\$31,275,000)	(\$4,195,000)	(\$12,115,000)	(\$47,585,000)
Bond Refunding, 2-25- 2015	(\$59,110,000)	-	-	(\$59,110,000)
Bond Refunding, 6-22- 2017	(\$18,725,000)	-	-	(\$18,725,000)
<b>Balance as of 6-30-2020</b>	-	<b>\$51,440,000</b>	<b>\$7,215,000</b>	<b>\$58,655,000</b>

*Note: Based on unaudited accounts to June 30, 2021*

*Source: City of Glendale, October 11, 2021*



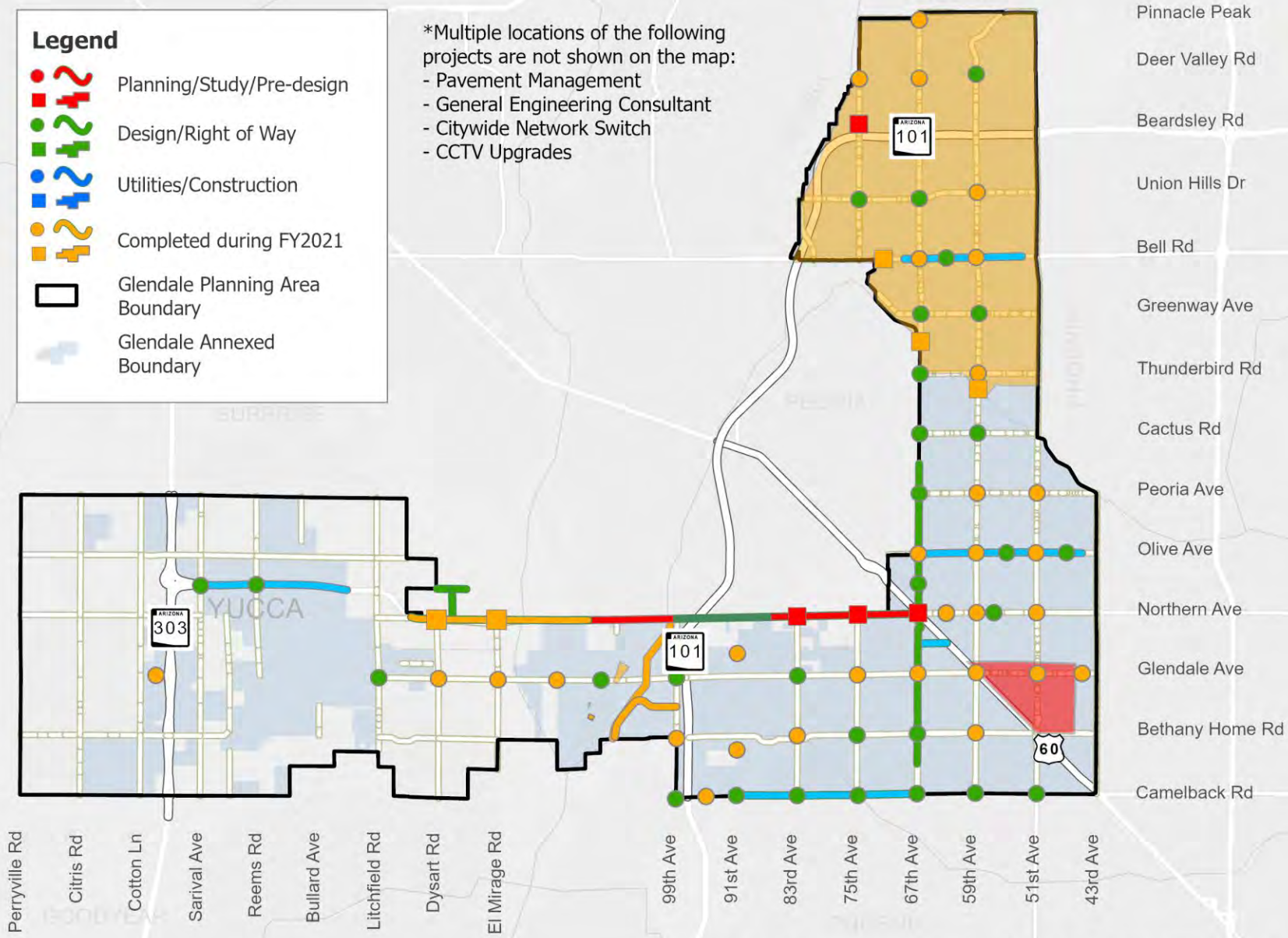
# Project & Programs Using Sales Tax Funds in FY2021

**Legend**

- Planning/Study/Pre-design
- Design/Right of Way
- Utilities/Construction
- Completed during FY2021
- Glendale Planning Area Boundary
- Glendale Annexed Boundary

\*Multiple locations of the following projects are not shown on the map:

- Pavement Management
- General Engineering Consultant
- Citywide Network Switch
- CCTV Upgrades





Questions?

Action Item