

**AGREEMENT FOR
STREETLIGHT POLE, ARMS AND ACCESSORIES
City of Glendale Solicitation No. IFB 23-17**

This Agreement for Streetlight Pole, Arms and Accessories ("Agreement") is effective and entered into between CITY OF GLENDALE, an Arizona municipal corporation ("City"), and Southwest Fabrication, LLC, an limited liability company, authorized to do business in Arizona, (the "Contractor"), as of the ____ day of _____, 2023.

RECITALS

- A. City intends to undertake a project for the benefit of the public and with public funds that is more fully set forth in **Exhibit A**, pursuant to Solicitation No. IFB 23-17 (the "Project");
- B. City desires to retain the services of Contractor to perform those specific duties and produce the specific work as set forth in the Project attached hereto;
- C. City and Contractor desire to memorialize their agreement with this document.

AGREEMENT

In consideration of the Recitals, which are confirmed as true and correct and incorporated by this reference, the mutual promises and covenants contained in this Agreement, and other good and valuable consideration, City and Contractor agree as follows:

1. Key Personnel; Sub-contractors.

- 1.1 Services. Contractor will provide all services necessary to assure the Project is completed timely and efficiently consistent with Project requirements, including, but not limited to, working in close interaction and interfacing with City and its designated employees, and working closely with others, including other contractors or consultants, retained by City.
- 1.2 Project Team.
 - a. Project Manager.
 - (1) Contractor will designate an employee as Project Manager with sufficient training, knowledge, and experience to, in the City's option, complete the Project and handle all aspects of the Project such that the work produced by Contractor is consistent with applicable standards as detailed in this Agreement;
 - (2) The City must approve the designated Project Manager; and
 - (3) To assure the Project schedule is met, Project Manager may be required to devote no less than a specific amount of time as set out in Exhibit A.
 - b. Project Team.
 - (1) The Project Manager and all other employees assigned to the project by Contractor will comprise the "Project Team."
 - (2) Project Manager will have responsibility for and will supervise all other employees assigned to the Project by Contractor.
 - c. Discharge, Reassign, Replacement.
 - (1) Contractor acknowledges the Project Team is comprised of the same persons and roles for each as may have been identified in the response to the Project's solicitation.

- (2) Contractor will not discharge, reassign or replace or diminish the responsibilities of any of the employees assigned to the Project who have been approved by City without City's prior written consent unless that person leaves the employment of Contractor, in which event the substitute must first be approved in writing by City.
- (3) Contractor will change any of the members of the Project Team at the City's request if an employee's performance does not equal or exceed the level of competence that the City may reasonably expect of a person performing those duties or if the acts or omissions of that person are detrimental to the development of the Project.

d. Sub-contractors.

- (1) Contractor may engage specific technical contractor (each a "Sub-contractor") to furnish certain service functions.
- (2) Contractor will remain fully responsible for Sub-contractor's services.
- (3) Sub-contractors must be approved by the City, unless the Sub-contractor was previously mentioned in the response to the solicitation.
- (4) Contractor shall certify by letter that contracts with Sub-contractors have been executed incorporating requirements and standards as set forth in this Agreement.

2. **Schedule.** The services will be undertaken in a manner that ensures the Project is completed timely and efficiently in accordance with the Project.

3. **Contractor's Work.**

3.1 Standard. Contractor must perform services in accordance with the standards of due diligence, care, and quality prevailing among contractors having substantial experience with the successful furnishing of services for projects that are equivalent in size, scope, quality, and other criteria under the Project and identified in this Agreement.

3.2 Licensing. Contractor warrants that:

- a. Contractor and Sub-contractors will hold all appropriate and required licenses, registrations and other approvals necessary for the lawful furnishing of services ("Approvals"); and
- b. Neither Contractor nor any Sub-contractor has been debarred or otherwise legally excluded from contracting with any federal, state, or local governmental entity ("Debarment").
 - (1) City is under no obligation to ascertain or confirm the existence or issuance of any Approvals or Debarments or to examine Contractor's contracting ability.
 - (2) Contractor must notify City immediately if any Approvals or Debarment changes during the Agreement's duration and the failure of the Contractor to notify City as required will constitute a material default under the Agreement.

3.3 Compliance. Services will be furnished in compliance with applicable federal, state, county and local statutes, rules, regulations, ordinances, building codes, life safety codes, and other standards and criteria designated by City.

Contractor must not discriminate against any employee or applicant for employment on the basis of race, color, religion, sex, national origin, age, marital status, sexual orientation, gender identity or expression, genetic characteristics, familial status, U.S. military veteran status or any disability. Contractor will require any Sub-contractor to be bound to the same requirements as stated within this section. Contractor, and on behalf of any subcontractors, warrants compliance with this section.

3.4 Coordination; Interaction.

- a. For projects that the City believes requires the coordination of various professional services, Contractor will work in close consultation with City to proactively interact with any other professionals retained by City on the Project ("Coordinating Project Professionals").
- b. Subject to any limitations expressly stated in the Project Budget, Contractor will meet to review the Project, Schedule, Project Budget, and in-progress work with Coordinating Project Professionals and City as often and for durations as City reasonably considers necessary in order to ensure the timely work delivery and Project completion.
- c. For projects not involving Coordinating Project Professionals, Contractor will proactively interact with any other contractors when directed by City to obtain or disseminate timely information for the proper execution of the Project.

3.5 Work Product.

- a. Ownership. Upon receipt of payment for services furnished, Contractor grants to City, and will cause its Sub-contractors to grant to the City, the exclusive ownership of and all copyrights, if any, to evaluations, reports, drawings, specifications, project manuals, surveys, estimates, reviews, minutes, all "architectural work" as defined in the United States Copyright Act, 17 U.S.C § 101, *et seq.*, and other intellectual work product as may be applicable ("Work Product").
 - (1) This grant is effective whether the Work Product is on paper (e.g., a "hard copy"), in electronic format, or in some other form.
 - (2) Contractor warrants, and agrees to indemnify, hold harmless and defend City for, from and against any claim that any Work Product infringes on third-party proprietary interests.
- b. Delivery. Contractor will deliver to City copies of the preliminary and completed Work Product promptly as they are prepared.
- c. City Use.
 - (1) City may reuse the Work Product at its sole discretion.
 - (2) In the event the Work Product is used for another project without further consultations with Contractor, the City agrees to indemnify and hold Contractor harmless from any claim arising out of the Work Product.
 - (3) In such case, City shall also remove any seal and title block from the Work Product.

4. **Compensation for the Project.**

- 4.1 Compensation. Contractor's compensation for the Project, including those furnished by its Sub-contractors will not exceed \$900,000 over the entire life of the agreement, including all extensions, as specifically detailed in **Exhibit B** (the "Compensation").

4.2

Change in Scope of Project. The Compensation may be equitably adjusted if the originally contemplated scope of services as outlined in the Project is significantly modified.

- a. Adjustments to the Compensation require a written amendment to this Agreement and may require City Council approval.
- b. Additional services which are outside the scope of the Project contained in this Agreement may not be performed by the Contractor without prior written authorization from the City.
- c. Notwithstanding the incorporation of the Exhibits to this Agreement by reference, should any conflict arise between the provisions of this Agreement and the provisions found in

the Exhibits and accompanying attachments, the provisions of this Agreement shall take priority and govern the conduct of the parties.

5. **Billings and Payment.**

5.1 Applications.

- a. Contractor will submit monthly invoices (each, a "Payment Application") to City's Project Manager and City will remit payments based upon the Payment Application as stated below.
- b. The period covered by each Payment Application will be one calendar month ending on the last day of the month or as specified in the solicitation.

5.2 Payment.

- a. After a full and complete Payment Application is received, City will process and remit payment within 30 days.
- b. Payment may be subject to or conditioned upon City's receipt of:
 - (1) Completed work generated by Contractor and its Sub-contractors; and
 - (2) Unconditional waivers and releases on final payment from Sub-contractors as City may reasonably request to assure the Project will be free of claims arising from required performances under this Agreement.

5.3 Review and Withholding. City's Project Manager will timely review and certify Payment Applications.

- a. If the Payment Application is rejected, the Project Manager will issue a written listing of the items not approved for payment.
- b. City may withhold an amount sufficient to pay expenses that City reasonably expects to incur in correcting the deficiency or deficiencies rejected for payment.

6. **Termination.**

6.1 For Convenience. City may terminate this Agreement for convenience, without cause, by delivering a written termination notice stating the Effective Termination date, which may not be less than 30 days following the date of delivery.

- a. Contractor will be equitably compensated for Goods or Services furnished prior to receipt of the termination notice and for reasonable costs incurred.
- b. Contractor will also be similarly compensated for any approved effort expended and approved costs incurred that are directly associated with project closeout and delivery of the required items to the City.

6.2 For Cause. City may terminate this Agreement for cause if Contractor fails to cure any breach of this Agreement within seven days after receipt of written notice specifying the breach.

- a. Contractor will not be entitled to further payment until after City has determined its damages. If City's damages resulting from the breach, as determined by City, are less than the equitable amount due but not paid Contractor for Service and Repair furnished, City will pay the amount due to Contractor, less City's damages, in accordance with the provision of § 5.
- b. If City's direct damages exceed amounts otherwise due to Contractor, Contractor must pay the difference to City immediately upon demand; however, Contractor will not be subject to consequential damages of more than \$1,000,000 or the amount of this Agreement, whichever is greater.

7. **Conflict.** Contractor acknowledges this Agreement is subject to A.R.S. § 38-511, which allows for cancellation of this Agreement in the event any person who is significantly involved in initiating, negotiating, securing, drafting, or creating the Agreement on City's behalf is also an employee, agent, or consultant of any other party to this Agreement.

8. **Insurance.**

8.1 Requirements. Contractor must obtain and maintain the following insurance ("Required Insurance"):

- a. Contractor and Sub-contractors. Contractor, and each Sub-contractor performing work or providing materials related to this Agreement must procure and maintain the insurance coverages described below (collectively referred to herein as the "Contractor's Policies"), until each Party's obligations under this Agreement are completed.
- b. General Liability.
 - (1) Contractor must at all times relevant hereto carry a commercial general liability policy with a combined single limit of at least \$1,000,000 per occurrence and \$2,000,000 annual aggregate for each property damage and contractual property damage.
 - (2) Sub-contractors must at all times relevant hereto carry a general commercial liability policy with a combined single limit of at least \$1,000,000 per occurrence.
 - (3) This commercial general liability insurance must include independent contractors' liability, contractual liability, broad form property coverage, XCU hazards if requested by the City, and a separation of insurance provision.
 - (4) These limits may be met through a combination of primary and excess liability coverage.
- c. Auto. A business auto policy providing a liability limit of at least \$1,000,000 per accident for Contractor and \$1,000,000 per accident for Sub-contractors and covering owned, non-owned and hired automobiles.
- d. Workers' Compensation and Employer's Liability. A workers' compensation and employer's liability policy providing at least the minimum benefits required by Arizona law.
- e. Notice of Changes. Contractor's Policies must provide for not less than 30 days' advance written notice to City Representative of:
 - (1) Cancellation or termination of Contractor or Sub-contractor's Policies;
 - (2) Reduction of the coverage limits of any of Contractor or and Sub-contractor's Policies; and
 - (3) Any other material modification of Contractor or Sub-contractor's Policies related to this Agreement.
- f. Certificates of Insurance.
 - (1) Within 10 business days after the execution of the Agreement, Contractor must deliver to City Representative certificates of insurance for each of Contractor and Sub-contractor's Policies, which will confirm the existence or issuance of Contractor and Sub-contractor's Policies in accordance with the provisions of this section, and copies of the endorsements of Contractor and Sub-contractor's Policies in accordance with the provisions of this section.
 - (2) City is and will be under no obligation either to ascertain or confirm the existence or issuance of Contractor and Sub-contractor's Policies, or to examine Contractor and Sub-contractor's Policies, or to inform Contractor or Sub-contractor in the event that any coverage does not comply with the requirements of this section.

- (3) Contractor's failure to secure and maintain Contractor Policies and to assure Sub-contractor policies as required will constitute a material default under the Agreement.
- g. Other Contractors or Vendors.
 - (1) Other contractors or vendors that may be contracted with in connection with the Project must procure and maintain insurance coverage as is appropriate to their particular contract.
 - (2) This insurance coverage must comply with the requirements set forth above for Contractor's Policies (e.g., the requirements pertaining to endorsements to name the parties as additional insured parties and certificates of insurance).
- h. Policies. Except with respect to workers' compensation and employer's liability coverages, City must be named and properly endorsed as additional insureds on all liability policies required by this section.
 - (1) The coverage extended to additional insureds must be primary and must not contribute with any insurance or self insurance policies or programs maintained by the additional insureds.
 - (2) All insurance policies obtained pursuant to this section must be with companies legally authorized to do business in the State of Arizona and reasonably acceptable to all parties.

8.2 Sub-contractors.

- a. Contractor must also cause its Sub-contractors to obtain and maintain the Required Insurance.
- b. City may consider waiving these insurance requirements for a specific Sub-contractor if City is satisfied the amounts required are not commercially available to the Sub-contractor and the insurance the Sub-contractor does have is appropriate for the Sub-contractor's work under this Agreement.
- c. Contractor and Sub-contractors must provide to the City proof of the Required Insurance whenever requested.

8.3 Indemnification.

- a. To the fullest extent permitted by law, Contractor must defend, indemnify, and hold harmless City and its elected officials, officers, employees and agents (each, an "Indemnified Party," collectively, the "Indemnified Parties"), for, from, and against any and all claims, demands, actions, damages, judgments, settlements, personal injury (including sickness, disease, death, and bodily harm), property damage (including loss of use), infringement, governmental action and all other losses and expenses, including attorneys' fees and litigation expenses (each, a "Demand or Expense"; collectively, "Demands or Expenses") asserted by a third-party (i.e. a person or entity other than City or Contractor) and that arises out of or results from the breach of this Agreement by the Contractor or the Contractor's negligent actions, errors or omissions (including any Sub-contractor or other person or firm employed by Contractor), whether sustained before or after completion of the Project.
- b. This indemnity and hold harmless provision applies even if a Demand or Expense is in part due to the Indemnified Party's negligence or breach of a responsibility under this Agreement, but in that event, Contractor shall be liable only to the extent the Demand or Expense results from the negligence or breach of a responsibility of Contractor or of any person or entity for whom Contractor is responsible.

- c. Contractor is not required to indemnify any Indemnified Parties for, from, or against any Demand or Expense resulting from the Indemnified Party's sole negligence or other fault solely attributable to the Indemnified Party.

- 9. **E-verify, Records and Audits.** To the extent applicable under A.R.S. § 41-4401, the Contractor warrant their compliance and that of its subcontractors with all federal immigration laws and regulations that relate to their employees and compliance with the E-verify requirements under A.R.S. § 23-214(A). The Contractor or subcontractor's breach of this warranty shall be deemed a material breach of the Agreement and may result in the termination of the Agreement by the City under the terms of this Agreement. The City retains the legal right to randomly inspect the papers and records of the other party to ensure that the other party is complying with the above-mentioned warranty. The Contractor and subcontractor warrant to keep their respective papers and records open for random inspection during normal business hours by the other party. The parties shall cooperate with the City's random inspections, including granting the inspecting party entry rights onto their respective properties to perform the random inspections and waiving their respective rights to keep such papers and records confidential.
- 10. **No Boycott of Israel.** To the extent A.R.S § 35-393 through § 35-393.03 are applicable, the parties hereby certify that they are not currently engaged in, and agree for the duration of the Agreement to not engage in, a boycott of goods or services from Israel, as that term is defined in A.R.S § 35-393.
- 11. **Attestation of PCI Compliance.** When applicable, the Contractor will provide the City annually with a Payment Card Industry Data Security Standard (PCI DSS) attestation of compliance certificate signed by an officer of Contractor with oversight responsibility.

12. **Notices.**

12.1 A notice, request or other communication that is required or permitted under this Agreement (each a "Notice") will be effective only if:

- a. The Notice is in writing; and
- b. Delivered in person or by overnight courier service (delivery charges prepaid), certified or registered mail (return receipt requested); and
- c. Notice will be deemed to have been delivered to the person to whom it is addressed as of the date of receipt, if:
 - (1) Received on a business day, or before 5:00 p.m., at the address for Notices identified for the Party in this Agreement by U.S. Mail, hand delivery, or overnight courier service on or before 5:00 p.m.; or
 - (2) As of the next business day after receipt, if received after 5:00 p.m.
- d. The burden of proof of the place and time of delivery is upon the Party giving the Notice; and
- e. Digitalized signatures and copies of signatures will have the same effect as original signatures.

12.2 Representatives.

- a. Contractor. Contractor's representative (the "Contractor's Representative") authorized to act on Contractor's behalf with respect to the Project, and his or her address for Notice delivery is:

Southwest Fabrication, LLC
c/o Kyle Presler
Controller
22233 N. 23rd Ave.
Phoenix, AZ 85027

- b. City. City's representative ("City's Representative") authorized to act on City's behalf, and his or her address for Notice delivery is:

City of Glendale
c/o Anne Shadle
5850 W. Glendale Ave.
Glendale, Arizona 85301
623-930-2864

With required copy to:

City Manager
City of Glendale
5850 West Glendale Avenue
Glendale, Arizona 85301

City Attorney
City of Glendale
5850 West Glendale Avenue
Glendale, Arizona 85301

- c. Concurrent Notices.

- (1) All notices to City's representative must be given concurrently to City Manager and City Attorney.
- (2) A notice will not be deemed to have been received by City's representative until the time that it has also been received by City Manager and City Attorney.
- (3) City may appoint one or more designees for the purpose of receiving notice by delivery of a written notice to Contractor identifying the designee(s) and their respective addresses for notices.

- d. Changes. Contractor or City may change its representative or information on Notice, by giving Notice of the change in accordance with this section at least ten days prior to the change.

13. **Financing Assignment.** City may assign this Agreement to any City-affiliated entity, including a non-profit corporation or other entity whose primary purpose is to own or manage the Project.

14. **Entire Agreement; Survival; Counterparts; Signatures.**

14.1 Integration. This Agreement contains, except as stated below, the entire agreement between City and Contractor and supersedes all prior conversations and negotiations between the parties regarding the Project or this Agreement.

- a. Neither Party has made any representations, warranties or agreements as to any matters concerning the Agreement's subject matter.
- b. Representations, statements, conditions, or warranties not contained in this Agreement will not be binding on the parties.
- c. The solicitation, any addendums and the response submitted by the Contractor are incorporated into this Agreement as if attached hereto. Any Contractor response modifies the original solicitation as stated. Inconsistencies between the solicitation, any addendums and the response or any excerpts attached as Exhibit A and this Agreement will be resolved by the terms and conditions stated in this Agreement.

14.2 Interpretation.

- a. The parties fairly negotiated the Agreement's provisions to the extent they believed necessary and with the legal representation they deemed appropriate.
- b. The parties are of equal bargaining position and this Agreement must be construed equally between the parties without consideration of which of the parties may have drafted this Agreement.

c. The Agreement will be interpreted in accordance with the laws of the State of Arizona.

- 14.3 **Survival.** Except as specifically provided otherwise in this Agreement, each warranty, representation, indemnification and hold harmless provision, insurance requirement, and every other right, remedy and responsibility of a Party, will survive completion of the Project, or the earlier termination of this Agreement.
- 14.4 **Amendment.** No amendment to this Agreement will be binding unless in writing and executed by the parties. Any amendment may be subject to City Council approval. Electronic signature blocks do not constitute execution.
- 14.5 **Remedies.** All rights and remedies provided in this Agreement are cumulative and the exercise of any one or more right or remedy will not affect any other rights or remedies under this Agreement or applicable law.
- 14.6 **Severability.** If any provision of this Agreement is voided or found unenforceable, that determination will not affect the validity of the other provisions, and the voided or unenforceable provision will be deemed reformed to conform to applicable law.
- 14.7 **Counterparts.** This Agreement may be executed in counterparts, and all counterparts will together comprise one instrument.

15. Term.

- 15.1 **Renewals.** The term of this Agreement commences upon the effective date and continues for a one (1)-year initial period. The City may, at its option and with the approval of the Contractor, extend the term of this Agreement an additional four (4) years, renewable on an annual basis. Contractor will be notified in writing by the City of its intent to extend the Agreement period at least thirty (30) calendar days prior to the expiration of the original or any renewal Agreement period. Price adjustments will only be reviewed during the Agreement renewal period and any such price adjustment will be a determining factor for any renewal. There are no automatic renewals of this Agreement.
- 15.2 **Extension for Procurement Process.** Upon the expiration of the Term of this Agreement, including the initial term and any renewals, at the City's sole discretion, this Agreement may be extended on a month-to-month basis for a maximum of six (6) months to allow for the City to complete its procurement process to select a vendor to provide the services/materials similar to those provided under this Agreement. The City will notify the Contractor in writing of its intent to extend the Agreement at least thirty (30) calendar days prior to the expiration of the Term. Any extension provided under this subsection will continue under the same terms and conditions as in effect immediately prior to the expiration of the then-current term.

16. Dispute Resolution. Any controversy or claim arising out of or relating to this contract, or the breach thereof, shall be settled by arbitration administered according to the American Arbitration Association's Commercial Arbitration Rules, and judgment on the award rendered by the arbitrator may be entered in any court having jurisdiction thereof.

17. Cooperative Use of Contract. This agreement may be extended for use by other governmental agencies and political subdivisions of the State. Any such usage by other entities must be in accord with the ordinances, charter, rules and regulations of the respective entity and the approval of the Contractor and City. For a list of SAVE members, click on the following link:
<http://www.mesaaz.gov/business/purchasing/save>

18. Exhibits. The following exhibits, with reference to the term in which they are first referenced, are incorporated by this reference.

- | | |
|-----------|--------------|
| Exhibit A | Project |
| Exhibit B | Compensation |

The parties enter into this Agreement as of the Effective Date shown above.

City of Glendale,
an Arizona municipal corporation

By: Kevin Phelps
Its: City Manager


ATTEST:

Julie K. Bower
City Clerk (SEAL)

APPROVED AS TO FORM:

Michael D. Bailey
City Attorney

Southwest Fabrication, LLC,
an Arizona limited liability company



By: Kyle Presler
Its: Controller

EXHIBIT A
STREETLIGHT POLE, ARMS AND ACCESSORIES
PROJECT

Southwest Fabrication, LLC shall provide and deliver Streetlight Poles, Arms and supplies as per attached IFB 23-17 Scope of Work.



CITY OF GLENDALE PROCUREMENT DIVISION INVITATION FOR BIDS

SOLICITATION NUMBER: IFB 23-17

ONLINE BID NUMBER: 42300020

TITLE: STREETLIGHT POLE, ARMS AND ACCESSORIES

PUBLISHED DATE: NOVEMBER 16, 2022

PRE-BID CONFERENCE: NOVEMBER 30, 2022, 10:00 AM Local Time
A pre-bid meeting will be held at Glendale City Hall, 3rd Floor Conference Room 3A, 5850 W. Glendale Avenue, Glendale, AZ 85301 at 10:00AM local time. Attendance is not required but strongly encouraged.

BID DUE DATE AND TIME: DECEMBER 14, 2022 BEFORE 2:00 PM LOCAL TIME
NOTE: This is a sealed bidding process requiring bids to be submitted **ONLINE** via the Vendor Self-Service (VSS) system at <https://glendaleaz.munisselfservice.com> before the date/time shown above. The Vendor Self-Service system will not accept late bids.

CONTACT: Elmer Garcia, NIGP-CPP, Procurement Officer
623-930-2866 / Email: EGarcia1@glendaleaz.com

Bids must be submitted electronically to Procurement through Vendor Self-Service System (VSS).

Vendor registration instructions:
<https://www.glendaleaz.com/common/pages/DisplayFile.aspx?itemId=16718352>

Bids shall be opened for public viewing in the presence of one or more witnesses via virtual meeting. [Click here to join the meeting](#) on your computer or mobile app

Meeting ID: 272 844 920 794 Passcode: 6nkagj

Or call in (audio only) [480-500-1194](tel:480-500-1194), ID: 282412591#

The name of each bidder, and the bid price shall be recorded on a bid record. The name of the required witness shall also be recorded.

BIDDERS ARE STRONGLY ENCOURAGED TO CAREFULLY READ THE ENTIRE SOLICITATION.

	SOLICITATION NUMBER: IFB 23-17/ 42300020 STREETLIGHT POLE, ARMS AND ACCESSORIES	CITY OF GLENDALE Procurement Division 5850 West Glendale Avenue, Suite 317 Glendale, Arizona 85301
---	--	---

TABLE OF CONTENTS

IFB Package

1.1 INTRODUCTION3

1.2 OBJECTIVE3

1.3 GENERAL REQUIREMENTS3

1.4 PRODUCT REQUIREMENTS5

1.5 CONTRACT PRICING8

1.6 EMERGENCY BUSINESS SERVICES9

1.7 CONTRACT ADMINISTRATION..... 9

2. BIDDER SHEET (Must be printed, signed and returned upon completion)10

3. PRICING WORKBOOK (Must be returned upon completion)11

ATTACHMENT I.....15

Exhibits Package

Exhibit 1: Special Notices

Exhibit 2: Special Terms and Conditions

Exhibit 3: Insurance Requirements (if applicable)

	SOLICITATION NUMBER: IFB 23-17/ 42300020 STREETLIGHT POLE, ARMS AND ACCESSORIES	CITY OF GLENDALE Procurement Division 5850 West Glendale Avenue, Suite 317 Glendale, Arizona 85301
---	--	---

1.0 SPECIFICATIONS

1.1 INTRODUCTION

A. The City of Glendale (“City”) Transportation Department is requesting bids from qualified suppliers for the purchase and delivery of Streetlight Poles, Arms and supplies on an “as needed” basis. The resulting Agreement shall provide for all materials in this contract. Unit pricing shall be firm which includes the cost of freight and all other associated direct or indirect costs, excluding taxes.

1.2 OBJECTIVE

The objective of the City is to award the contract to supplier(s) who are capable of providing quality streetlight poles, arms and accessories on an “as needed” basis at a reasonable price.

1.3 GENERAL REQUIREMENTS

- A. Products. Contractors should be able to provide a full range of parts, supplies, materials, and miscellaneous parts to meet the demands of the City.
- B. Quantities. Quantities listed in the resultant contract are best estimates only and based on the City’s projected need. No volume is implied or guaranteed and the City reserves the right to increase or decrease any quantities actually acquired. The City is not obligated to order more than the City’s actual requirements and availability of appropriated funds.
- C. Inventory. The City has an ongoing requirement for the products indicated in this contract. The Contractor shall maintain a reasonable stock on hand for delivery to the City. Failure to maintain such a stock may result in contract cancellation.
- D. New Parts or Equipment. The City shall require new, NOT refurbished or reconditioned parts and equipment.
- E. Current Products. All parts and supplies offered by the Contractor shall be in current and ongoing production and capable of meeting or exceeding the specifications and requirements set forth by the City.
- F. Changes to Products or Specifications. Throughout the term of this contract, the City reserves the right to add, revise or make changes to products within the scope of the specifications as may be deemed necessary to best serve the needs of the City.
- G. Safety Standards. Parts and supplies supplied by the Contractor under this contract shall comply with applicable state, city and federal safety requirements.

	SOLICITATION NUMBER: IFB 23-17/ 42300020 STREETLIGHT POLE, ARMS AND ACCESSORIES	CITY OF GLENDALE Procurement Division 5850 West Glendale Avenue, Suite 317 Glendale, Arizona 85301
---	--	---

- H. Product Quality Assurance. All parts and supplies provided in this contract shall be packaged and delivered to the City complete and undamaged, free of rust, dents, corrosion or any other physical or functional defects.

- I. Brand Name or Equivalent. There are a number of products that have been determined, through evaluation or testing, to be equivalent to the requirements of the specifications. The list of these brands is not intended to limit or restrict competition. Rather, it is to set the standard of quality, design, performance and characteristics of the products specified herein. Any bid which proposes products that are of equivalent quality, type of material, design and performance will be considered if sufficient evidence and information is given to establish it as equivalent and the City determines the product to be equivalent to the brand name and specifications.

- J. Ordering. Streetlight poles, arms and supplies shall be purchased in accordance with this contract by the issuance of a purchase order and/or P-card.

- K. Delivery. All deliveries shall be made between the hours of 7:30 a.m. and 3:30 p.m., Monday through Friday, excluding holidays. Carrier shall provide a minimum twelve (12) hour notice of delivery to the City of Glendale Warehouse at 6210 W. Myrtle Ave., Glendale, Arizona 85301-1700, (623) 930-2690.

The City reserves the right to revise or add delivery locations within the City when the need arises.

- L. Access to City Location. The City will provide the Contractor with access to City delivery location so as to permit the Contractor to perform its obligations under this contract.

- M. City Property Damage. Any damage caused by the Contractor to City property shall be the Contractor's responsibility to make repairs within 20 days. If repairs are not completed, the City has the right to make the repairs and bill the Contractor who shall be responsible for reimbursing the City.

- K. Order Acceptance. Parts and supplies delivered to the City will be subject to inspection by the City of Glendale. Inspection criteria includes conformity to the specifications, quality and performance standards and warranty information. If the part delivered is returned to the Contractor for corrective action prior to acceptance for any reason, an additional period of 10 calendar days shall be allowed for inspection when subsequent deliveries occur.

The Contractor shall be fully responsible for shipping charges for any replacement product to correct items deemed not compliant with contract specifications.

- L. Defective Products. All defective or incomplete products delivered to the City shall be replaced and exchanged by the Contractor. The cost of transportation, unpacking,

	SOLICITATION NUMBER: IFB 23-17/ 42300020 STREETLIGHT POLE, ARMS AND ACCESSORIES	CITY OF GLENDALE Procurement Division 5850 West Glendale Avenue, Suite 317 Glendale, Arizona 85301
---	--	---

inspection, repacking, reshipping or other similar expenses shall be paid by the Contractor. All replacement products must be received by the City within ten (10) calendar days of initial notification.

1.4 **PRODUCT REQUIREMENTS**

- A. Product Specifications. Streetlight Poles and Arms shall conform to the following specifications. See Attachment I, Specification Diagrams, for additional information.

- B. Inspection. Lighting and electrical materials are subject to inspection at the warehouse and/or project site. Such inspection will include, but is not limited to, the identification of the item, type, size, and manufacturer’s markings and documentation of this data. When required by the Streetlight Management, random samples will be selected from the material delivered or at the place of manufacture or warehouse prior to delivery.

- C. Certification. When required by the City Engineer, certified test data shall be furnished.

- D. Approval Required. The City Engineer may require the approval of poles based on a complete inspection of welds, mil thickness, and coating appearance at the factory prior to delivery. Inspections shall be performed on poles selected at random from a lot produced for the department. Approval of subsequently produced poles will generally be based on Departmental evaluation of mil tests and factory certified test results on the materials and fabricated components.

- E. Light Poles.
 These specifications cover materials and manufacturing methods to be used in the fabrication of light poles used to support luminaires. Any material permitted by the AASHTO “specifications for the Design and Construction of Structural Supports Highway Luminaires” may be used in this item with the condition that material is provided with a certified mill test report (CMTR) or a mill test certificate (MTC) to satisfy quality assurance requirements. Pole design shall conform to minimum requirements of the AASHTO specifications cited, except that the design wind load shall, in all cases, be based on a wind speed of 80 miles per hour.

Poles and self-supporting mast arms shall include shafts, bases, and anchor bolts, and shall conform to the following:

Tapered pole shafts shall be fabricated from sheet steel of weldable grade, which shall meet or exceed the minimum strength requirements of ASTM A36. A taper rate of 0.14 inches in diameter per linear foot shall be required unless otherwise specified.



SOLICITATION NUMBER: IFB 23-17/ 42300020
STREETLIGHT POLE, ARMS AND
ACCESSORIES

CITY OF GLENDALE
Procurement Division
5850 West Glendale Avenue,
Suite 317
Glendale, Arizona 85301

Standard pipe pole shafts shall be fabricated from standard weight structural steel, which conforms to the minimum strength requirements of ASTM A53, grade B, and a nominal diameter indicated on the standard drawings. Each section shall be fabricated from not more than two (2) pieces of sheet metal. When two (2) pieces are used, the longitudinal welded seams shall be directly opposite one another. When the sections are butt welded, seams shall be directly opposite one another. When the sections are butt-welded together, the longitudinal welded seams on adjacent sections shall be placed to form continuous straight seams from base to top of pole. Pole shafts shall be straight, with a permissive variation not to exceed one (1) inch measured at the midpoint.

Hand holes in the base of the poles shall be placed in the pole approximately four feet above installed grade in an alignment under the mast arm (Note: this is a change from the details shown on the standard drawings). All welds shall be continuous and any exposed welds, except fillet welds, shall be ground flush with the base metal.

A metal tag shall be permanently attached to the pole above the hand hole stating the manufacturer's name, pole type per the Department's standard drawings, pole drawing number, shaft length, and gauge number.

Pole shall have a standard weld base plate. Standard bases shall be fabricated from structural steel plates conforming to the minimum strength requirements of ASTM A36. Exposed surfaces shall be neatly rounded to a 1/8 inch radius.

All anchor bolts shall be threaded at the top and shall have an "L" bend at the bottom unless otherwise specified.

Standard anchor bolts, washers, and double nuts shall be fabricated from steel conforming to the strength requirements of ASTM A36. The anchor bolts, washers, and nuts shall be fully galvanized in accordance with the requirements of ASTM A153.

Mast arms for standard steel poles that are not tapered shall be fabricated from two (2) inch Schedule 40 steel pipe as specified in ASTM A120, and shall conform to the dimensions shown on the standard drawings. The pipe shall be one (1) piece and free from burrs and sharp edges.

Tapered mast arms shall be fabricated from sheet metal conforming to the requirements of ASTM A36. A taper rate of 0.14 inches change in diameter per linear foot shall be required unless otherwise specified. All bolts, washers, and nuts for mast arms shall be fabricated from steel conforming to the requirements of ASTM A325 and shall be electro-galvanized in accordance with the requirements of ASTM B633.

	SOLICITATION NUMBER: IFB 23-17/ 42300020 STREETLIGHT POLE, ARMS AND ACCESSORIES	CITY OF GLENDALE Procurement Division 5850 West Glendale Avenue, Suite 317 Glendale, Arizona 85301
---	--	---

Mast arms shall be bent to the dimensions and curvature shown on the standard drawings.

A metal tag shall be permanently attached to the side of the mast arm near the base stating the manufacturer’s name, pole type per the Department’s standard drawings, mast arm and pole drawing number, length, and gauge number.

Bolt covers shall be furnished with each pole and shall be finished in the same manner as the poles. Split cover base covers shall be furnished when specified in lieu of bolt covers for square designed poles.

A structural engineer’s certification indicating compliance with the AASHTO criteria and this specification, and shop drawings covering the specified material requirements for signal poles, mast arms, and appurtenances shall be furnished.

Alternative pole designs shall be submitted to the City Engineer for approval and shall be certified by a structural engineer. Supports not specifically detailed and alternates shall demonstrate, to the satisfaction of the City Engineer, as being structurally equivalent to the specified design. The general appearance of the alternative structures shall be the same as detailed on the drawings. For the purposes of complying with these specifications and drawings, the gauge of steel specified and the nominal thickness may vary as long as the developed strengths are applicable and comply with the AASHTO Specifications.

All poles shall be covered with a corrosion protection tape for the span of the pole covering the bottom (embedded) section to approximately nine inches above grade (for final pole installation). To prepare the pole for taping, the pole shall be sand blasted to a near white finish and hot dipped galvanized per ASTM A123. After the pole has been galvanized, the pole butt shall be conformally taped with corrosion protection tape. The topmost 24 inches of tape shall be Tapecoat brand H35 gray and shall be applied to the structure first, starting at the highest point (where taping is necessary) and wrapping (1/8 lap) towards the base for 24 inches. The lower section of tape shall be a 2-inch wide, 20-mil black tap that will be applied starting at the bottom end of the gray tape and wrapping (1/2 lap) towards the base of the pole. The lower section shall overlap the upper section by at least one lap. No structure shall be exposed between laps.

F. Coating. The coating described below shall pertain to all streetlight poles and mast arms.

Galvanizing shall meet ASTM A123 specifications where poles are required to be galvanized. Paint shall be Val Spar 40 series (color) or approved equal.

	SOLICITATION NUMBER: IFB 23-17/ 42300020 STREETLIGHT POLE, ARMS AND ACCESSORIES	CITY OF GLENDALE Procurement Division 5850 West Glendale Avenue, Suite 317 Glendale, Arizona 85301
---	--	---

G. Shop Drawings and Submittals. Within thirty days of contract acceptance and prior to delivery, updated and standardized manufacturer specification sheets for each pole and mast arm shall be provided to the Engineering office in an electronic format at no additional cost to the City and without company logo or reference. The shop drawings and/or submittals will be subject to review and acceptance by the City Engineer. The City reserves the right to reuse the shop drawings and/or submittals at its sole discretion. From time to time, the contractor may be required to provide further updates of these specification sheets or create new sheets if a new pole and arm design is used within the City of Glendale.

1.5 CONTRACT PRICING

A. Pricing. Contractors shall provide pricing for the following:

1. Core Products List. The Core Products List represents the most competitive pricing on a variety of products frequently ordered by the City. Prices in the Core Products List shall remain firm during the term of the contract and will include all costs that may be incurred by the Contractor in fulfilling the requirements of this contract.

B. Price Changes. Contractors may submit a request for price adjustments on the City's Core Products List within 90 days prior to the contract renewal date. The request shall be in writing and include supportive justification for the proposed price changes.

Contractors may submit changes to the manufacturer's suggested retail price (MSRP), retail price sheets, or published catalogs 90 days prior to the contract renewal date.

The price adjustments and changes in manufacturer's price lists, retail price sheets, or published catalogs shall only be considered at the time of contract extension. The City will review the request and will determine if the price adjustments shall be granted or if an alternate option is in the best interest of the City. The price adjustment or change in manufacturer's suggested retail price, retail price sheets, or published catalogs, if approved, will be effective and executed via a contract amendment.

C. No Additional Fees Allowed. No overtime charges, gas surcharges or additional fees to the City shall be allowed. Contractor's charges shall be based on contract pricing only.

D. Billing or Invoicing. Contractors shall provide a detailed invoices which includes the following:

- City Purchase Order reference number
- Itemized products purchased
- Separate line item for any product discount (if applicable)
- Separate line item for sales tax

Payments may be delayed for invoices that do not provide the details listed above.

	SOLICITATION NUMBER: IFB 23-17/ 42300020 STREETLIGHT POLE, ARMS AND ACCESSORIES	CITY OF GLENDALE Procurement Division 5850 West Glendale Avenue, Suite 317 Glendale, Arizona 85301
---	--	---

1.6 EMERGENCY BUSINESS SERVICES

A. During an emergency, natural disaster or homeland security event, there may be a need for the City to access the Contractor’s products or services when needed. All products or services provided to meet an emergency request shall be supplied as per the contract prices, terms and conditions. In general, emergency orders may be placed using a City Procurement Card.

1.7 CONTRACT ADMINISTRATION

A. The Transportation Project Manager or designee shall perform all Contract Administrative functions associated with this document.

	SOLICITATION NUMBER: IFB 23-17/ 42300020 STREETLIGHT POLE, ARMS AND ACCESSORIES	CITY OF GLENDALE Procurement Division 5850 West Glendale Avenue, Suite 317 Glendale, Arizona 85301
---	--	---

2. BIDDER SHEET (Must be printed, signed and returned upon completion)

Bidder certifies that they have read, understand, and will fully and faithfully comply with this solicitation, its attachments and any referenced documents. Bidder also certifies that the prices offered were independently developed without consultation with any of the other Bidders or potential Bidders.

(Bidder to enter date)
Date

(Enter company name)
Legal Company Name

(Enter printed name)
Printed Name (Authorized Signatory)

(Enter Job Title)
Job Title

Offeror Certifies it is a (check only one): Proprietorship Partnership Corporation

(Enter Email Address)
Email Address

(Enter Mailing Street Address)
Mailing Street Address

(Enter Phone Number)
Phone Number

(Enter City, State, Zipcode)
City, State & Zip Code

Questions regarding this offer should be directed to (if different from above):

(Enter Contact Name)
Contact Name

(Enter Phone Number)
Phone Number

(Enter Email Address)
Email Address

FEDERAL TAXPAYER ID NUMBER (Required): (Enter Federal Taxpayer ID)

OFFEROR IS A MINORITY OR WOMEN OWNED BUSINESS: Yes No

DO YOU HAVE AN ARIZONA TRANSACTION PRIVILEGE TAX (TPT) LICENSE?

Yes, Number ____ Tax Rate: ____ **OR** No, not required to have an Arizona TPT License

CONFLICT OF INTEREST (SPECIAL NOTICES):

No, I do not have a conflict of interest Yes, I have a conflict of interest and response includes the disclosure required (see Exhibit 1, Item #3)

ACKNOWLEDGEMENTS: *By signing this Offer Sheet and submitting the accompanying solicitation response, Offeror is certifying that they have read, understand, and agree to comply with all required terms and conditions provided in the EXHIBITS PACKAGE and checked off below. Failure to provide this acknowledgement will result in disqualification.*

Exhibit 1 – Special Notices

Exhibit 2 – RFP Standard Terms and Conditions

Exhibit 3 – Insurance Requirements

Exhibit 4 – Template Agreement

(Print this form and sign here)

Authorized Signature



**SOLICITATION NUMBER: IFB 23-17/ 42300020
STREETLIGHT POLE, ARMS AND
ACCESSORIES**

**CITY OF GLENDALE
Procurement Division
5850 West Glendale Avenue,
Suite 317
Glendale, Arizona 85301**

3. PRICING WORKBOOK

Bidders shall thoroughly complete the Price Sheet as requested. The Unit Price shall include, but is not limited to, shipping, labor, equipment, tools, materials, supplies, licenses, fees, insurance, profit, and any other associated direct or indirect costs. **Sales tax shall not be included in the Unit Price.**

STEEL POLES AND MASTS					
Item No.	Estimated Annual Quantities (A)	Unit of Measure	Description	Unit Price (B)	Extended Amount (A X B)
1.	100	Each	A1 Mast Arm, 3' Radius, Residential	\$_____	\$_____
2.	50	Each	A2 Mast Arm, 6' Radius	\$_____	\$_____
3.	100	Each	A3 Mast Arm, 6' x 1'8"	\$_____	\$_____
4.	2	Each	A4 Mast Arm, 8' x 3'	\$_____	\$_____
5.	1	Each	A4 <u>Bronze</u> Mast Arm, 8' x 3', painted dark bronze	\$_____	\$_____
6.	40	Each	A5 Mast Arm, 8' x 8', APS	\$_____	\$_____
7.	8	Each	A6 Mast Arm, 12' x 8', Straight 3-Bolt Shoe	\$_____	\$_____
8.	1	Each	A7 Mast Arm, 4'3" x 8'	\$_____	\$_____
9.	1	Each	A8 Mast Arm, 14"	\$_____	\$_____
10.	10	Each	A9 Mast Arm, Dual 4' Radius	\$_____	\$_____
11.	1	Each	Grand Ave Long Arm Mast Arm, 20' 3-Bolt Plate	\$_____	\$_____
12.	1	Each	High Rise Mast Arm for wood poles	\$_____	\$_____
13.	56	Each	Hand Hole Cover, 3" x 5" Galvanized rectangle, for poles P-1, P3, P5, P8	\$_____	\$_____
14.	5	Each	Hand Hole Cover, 3" x 6" Rectangle with cleat	\$_____	\$_____
15.	5	Each	Hand Hole Cover, 3" x 5" Rectangle, Black, for P2 Pole	\$_____	\$_____
16.	27	Each	Hand Hole Cover, 3" x 5.5" Flat Oval with Cleat	\$_____	\$_____



**SOLICITATION NUMBER: IFB 23-17/ 42300020
STREETLIGHT POLE, ARMS AND
ACCESSORIES**

**CITY OF GLENDALE
Procurement Division
5850 West Glendale Avenue,
Suite 317
Glendale, Arizona 85301**

17.	1	Each	Hand Hole Cover, 3" x 5.5" Flat Oval with Cleat, Painted Black	\$_____	\$_____
18.	2	Each	Hand Hole Cover, 7.5" x 5.25" Galvanized Flat Oval with Cleat	\$_____	\$_____
19.	45	Each	Hand Hole Cover, 4" x 6" Galvanized, Contoured, for P7 Pole	\$_____	\$_____
20.	4	Each	Hand Hole Cover, 5" x 7.5" Galvanized Oval	\$_____	\$_____
21.	40	Each	P1 Pole, 22' on Foundation	\$_____	\$_____
22.	10	Each	P2 Pole, With Arm on Foundation, 6" Square x 29' 6" Black, Split Cover	\$_____	\$_____
23.	200	Each	P3 Pole, 30' 6" Direct Bury	\$_____	\$_____
24.	75	Each	P4 Pole, 4" Square x 34' Black Direct Bury	\$_____	\$_____
25.	50	Each	P5 Pole, Luminary Support on 31' Direct Bury, SRP Arterial	\$_____	\$_____
26.	50	Each	P6 Pole, Residential Post Top, 23' 6" Black, Direct Bury	\$_____	\$_____
27.	40	Each	P7 Pole, 38' 6" Black, Direct Bury, Arterial	\$_____	\$_____
28.	1	Each	P3 Bronze Pole, 30'6" Direct Bury, Painted Dark Bronze	\$_____	\$_____
29.	1	Each	P8 Pole, 22' on Foundation, Modified for Traffic Signal Base	\$_____	\$_____
30.	1	Each	P9 Pole, 22' on Foundation, Double Mast Arms for Medians	\$_____	\$_____
31.	1	Each	Grand Ave Short Pole, 16'3" on Foundation	\$_____	\$_____
32.	1	Each	P10 Pole, 30' on Foundation	\$_____	\$_____
33.	1	Each	P11 Pole, 38'6" Direct Bury	\$_____	\$_____
34.	10	Each	Grand Ave Break Away Pole, with Breakaway Base, 27' on Foundation	\$_____	\$_____
35.	10	Each	Breakaway Base (used with 27' Grand Ave Break Away Pole) on Foundation	\$_____	\$_____
36.	2	Each	Base Cover for Round Pole, square shape. (See ATTACHMENT I)	\$_____	\$_____
37.	2	Each	Base Cover for Round Pole, square shape with rounded edges (See ATTACHMENT I)	\$_____	\$_____
38.	15	Each	Base Cover for P2 Pole, square shape, black color (See ATTACHMENT I)	\$_____	\$_____



**SOLICITATION NUMBER: IFB 23-17/ 42300020
STREETLIGHT POLE, ARMS AND
ACCESSORIES**

**CITY OF GLENDALE
Procurement Division
5850 West Glendale Avenue,
Suite 317
Glendale, Arizona 85301**

39.	15	Each	Base Cover for P1 Pole, round shape (See ATTACHMENT I)	\$_____	\$_____
40.	1	Each	Northern Pkwy 30' Pole, tapered (on breakaway base), on concrete foundation	\$_____	\$_____
41.	1	Each	Northern Pkwy 50' Pole, tapered (on breakaway base) on concrete foundation	\$_____	\$_____
42.	1	Each	Northern Parkway mainline breakaway base (used with 50' tapered pole) on concrete foundation	\$_____	\$_____
43.	1	Each	P12 Median Pole, 31' 6", Direct Bury	\$_____	\$_____
44.	1	Each	P13 Giraffe Pole, 11' Foundation	\$_____	\$_____
45.	1	Each	P14 Pole, 15' 6" Foundation	\$_____	\$_____
46.	1	Each	P15 Pole, 28' Direct Bury	\$_____	\$_____
47.	1	Each	A13 Mast Arm, 18'6" x 15' 0"	\$_____	\$_____
Sub-Total Steel Poles and Masts (Item No. 1 through 47)					\$_____

NON-STEEL POLES AND ARMS

Item No.	Estimated Annual Quantities (A)	Unit of Measure	Description	Unit Price (B)	Extended Amount (A X B)
48.	10	Each	Shakespeare or approved equivalent aluminum Mast Arm 4' x 12', Luminary Support. (City's minimum quantities per order: 15)	\$_____	\$_____
49.	10	Each	Shakespeare or approved equivalent fiberglass Pole 33', Direct Bury (City's minimum quantities per order: 15)	\$_____	\$_____
50.	2	Each	Shakespeare hand hole cover for fiberglass post top poles, Part No. 37-75-0038-60 or approved equivalent. Black color; approximate dimensions: 5" vertical, 4.5" diagonal, and 2.5" horizontal. (See ATTACHMENT I)	\$_____	\$_____
51.	2	Each	Shakespeare hand hole cover for fiberglass post top poles, or approved equivalent. Approximate dimensions: 5.5" vertical, 4.75" diagonal, and 3" horizontal. (For Grand Avenue fiberglass poles.) (See ATTACHMENT I)	\$_____	\$_____



SOLICITATION NUMBER: IFB 23-17/ 42300020
STREETLIGHT POLE, ARMS AND ACCESSORIES

CITY OF GLENDALE
Procurement Division
5850 West Glendale Avenue,
Suite 317
Glendale, Arizona 85301

52.	80	Hour	Cost of providing future updates to Specification Sheets if new pole and arm designs are used within the City of Glendale	\$_____/Hr	\$_____
-----	----	------	---	------------	---------

Sub-Total Non-Steel Poles and Masts (Item No. 48 through 52)	\$_____
---	---------

Grand Total Poles and Masts (Item No. 1 through 52)	\$_____
--	---------

53. **DELIVERY** Contractor shall perform the services as per Specifications.

Comply: Yes No

54. **TAX AMOUNT** Do not include any use tax or federal tax in your quotation. The City is exempt from the payment of federal excise tax and will add use tax as applicable. For the purpose of determining the lowest cost, the City will not take tax into consideration.

Tax %_____

55. **PROCUREMENT CARD ORDERING CAPABILITY** Please check appropriate box.

Yes, I will accept payment under this contract with the Procurement Card.

No, I will not accept payment under this contract with the Procurement Card.

Company Name:_____

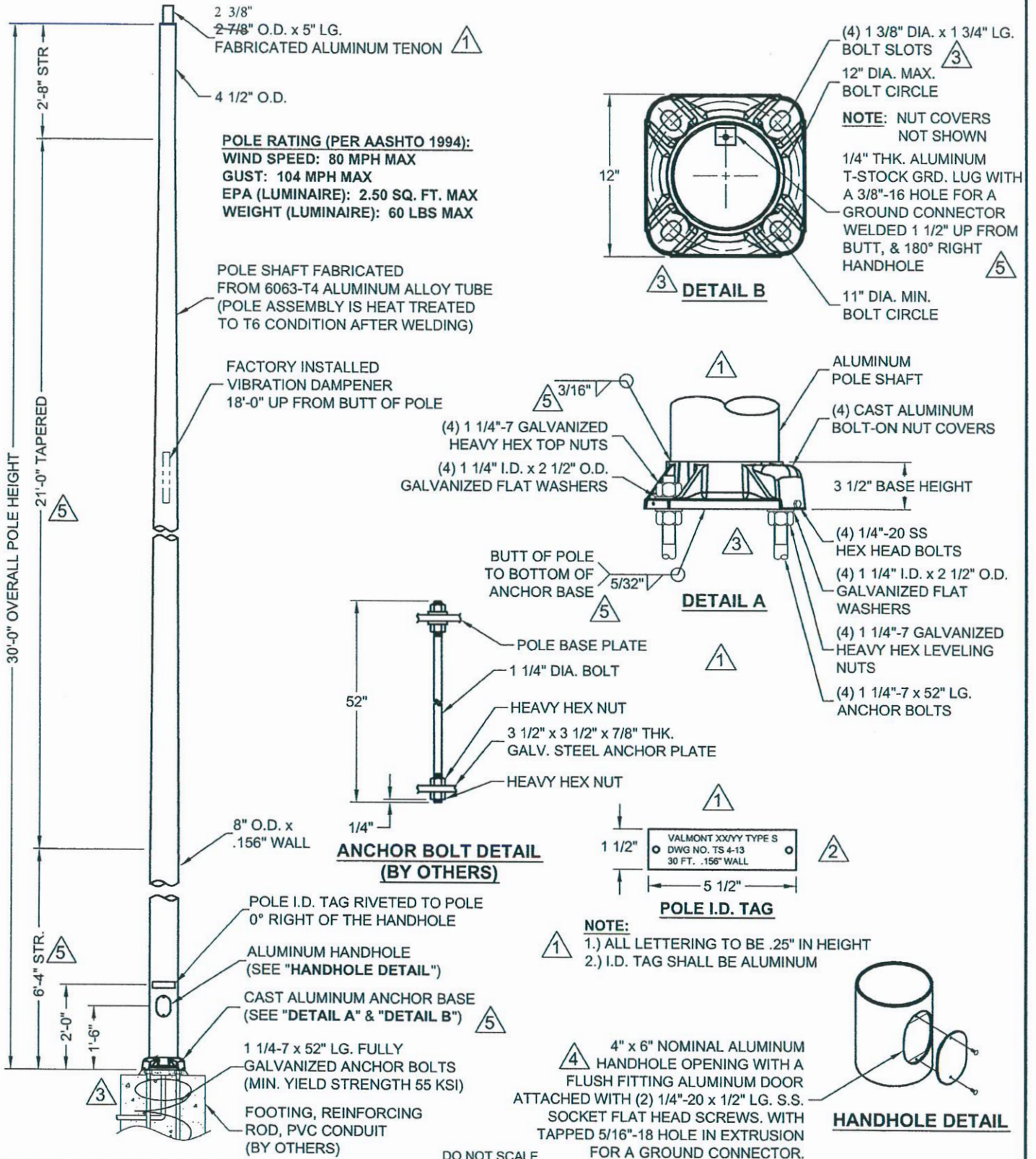


SOLICITATION NUMBER: IFB 23-17/ 42300020
STREETLIGHT POLE, ARMS AND
ACCESSORIES

CITY OF GLENDALE
Procurement Division
5850 West Glendale Avenue,
Suite 317
Glendale, Arizona 85301

ATTACHMENT I
SPECIFICATION DIAGRAMS

ATTACHMENT I



valmont

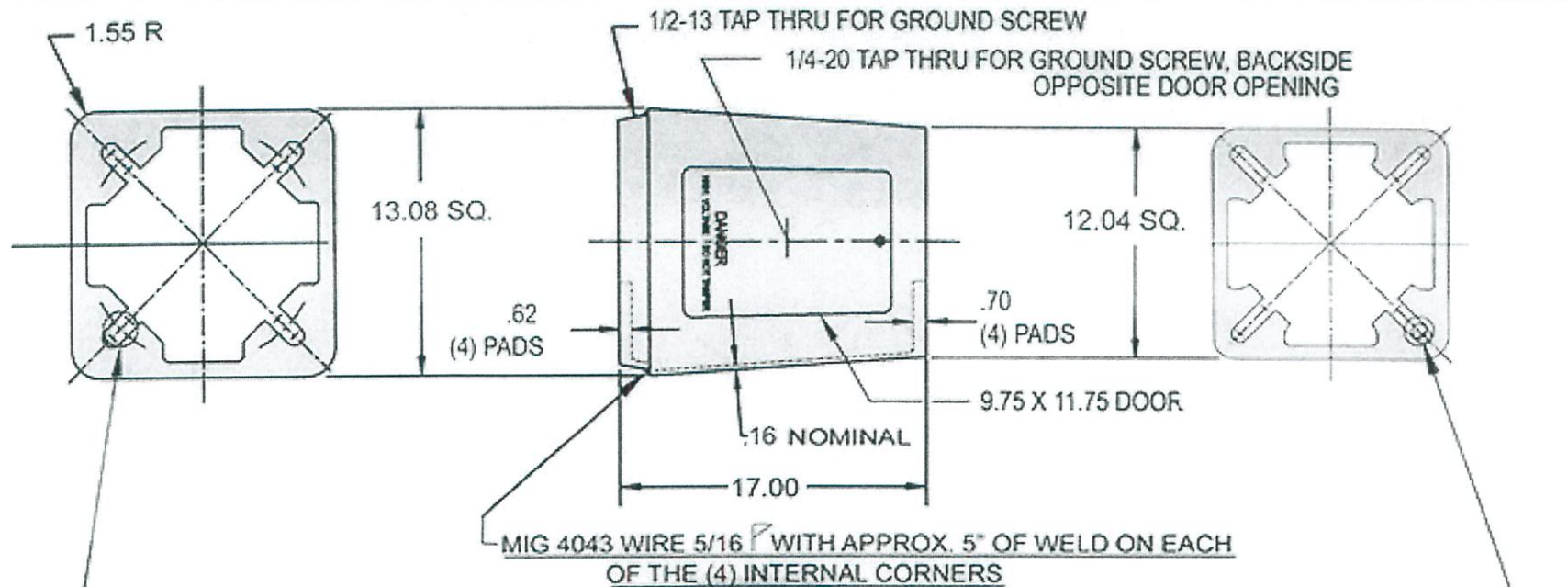
Valmont Industries, Inc. Structures Division
 20805 Eaton Ave Farmington, Minnesota 55024-7932
 Phone: (651) 463-8990 (800) 899-7577
 Fax: (651) 463-3349

TITLE: S ANCHOR BASE POLES (TYPE - S)		QTY: 3	
MODEL NO.: 300045805T4F		DWN BY: PVB	
MATERIAL: ALUMINUM ALLOY		CHK'D BY:	
FINISH: 100 GRIT SATIN POLISH		APPR BY:	
PROJECT: AZ DOT		DATE: 11-04-03	
SOLD TO:		DWG NO: AZDOT	
SHIP TO:		PAGE: 4 / 18	
P.O. NO:			
REP:			
3	03-17-14	CHG'D NOTES/POLE, WELD SIZE, ADDED T-STOCK	PTP
4	04-10-12	CHG'D NOTE	PTP
3	05/03/11	UPDATED ANCHOR BASE/DIMENSIONS	SLF
REV	DATE	REVISION DESCRIPTION	BY

****CONFIDENTIAL****

The information contained in this drawing is privileged and confidential, and may be protected from disclosure. Please be aware that any use or dissemination of this drawing may be subject to legal restriction or sanction.

WARNING: CONTACT YOUR DISTRIBUTOR FOR ANY INBOARD DIA. B.C. GROUND MOUNTING APPLICATIONS.



BOTTOM BOLT CIRCLE FOR 12" DIA. B.C. 4 PLS. EQ. SPACED
USE 2 3/4" DIA. X 1 1/16" I.D. X 1/2" THK. STEEL WASHERS FOR 1" ANCHORAGE
OR 1 5/16" I.D. FOR 1 1/4" DIA. ANCHORAGE

TOP BOLT CIRCLE 10" DIA. THRU TO 12" DIA. B.C. 4 PLS. EQ. SPACED
USE 2 1/2" DIA. X 1 1/16" I.D. X 3/8" THK. STEEL WASHERS
OR 2 3/4" DIA. X 1 5/16" I.D. X 1/2" THK. STEEL WASHERS

DOOR SUPPLIED / BLANK OR LOGO IN ALUMINUM OR NON-METALLIC, INJECTION MOLDED ABS WITH OR WITHOUT HINGE
ST'D: DOOR LATCH #1022 / USE 1/4-20 X 1" LONG S.S. SCREW / HEAD TYPE CUSTOMER OPTION.

ALL WASHERS TO BE ZINC MECHANICAL COATED PER ASTM 695-85 CLASS 50

356 T-6 ALUMINUM ALLOY / S.S. WHEELABRATED FINISH CHEMICAL AND PHY. CERTS TO BE SUPPLIED WITH EACH SHIPMENT

ADHESIVE BREAKAWAY AND CAUTION LABELS TO APPEAR
ON INSIDE WALL OPPOSITE DOOR OPENING

AKRON FOUNDRY COMPANY	
TRANSFORMER BASE	
6-20-12	TB2-17"

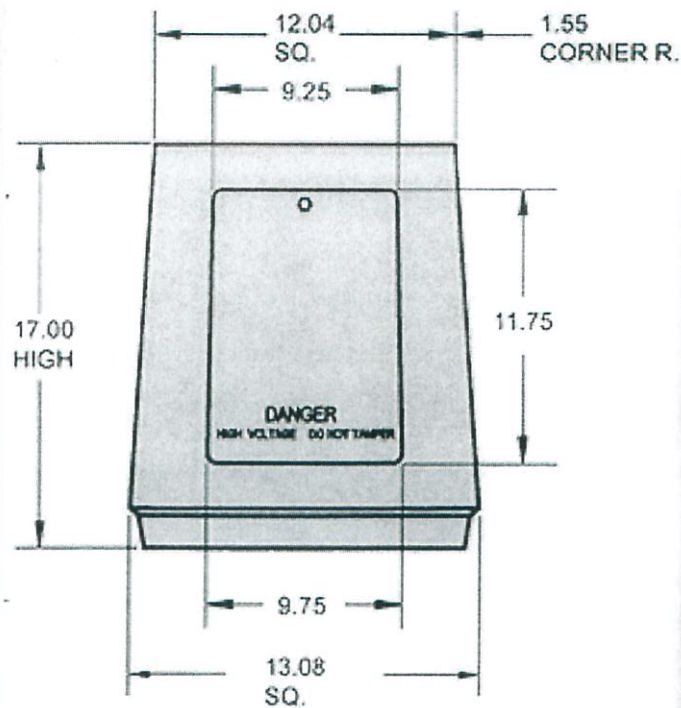
MATERIAL MELTED AND MANUFACTURED IN THE U.S.A. CASTINGS PRODUCED IN THE U.S.A.
TOP: JOB# 2126 BOTTOM: JOB# 0805 DOOR: JOB# 2128 ASS'Y: JOB# 2208
ORDER "H" AFTER PART NUMBER WHEN A HINGE DOOR APPLICATION IS REQUIRED
ORDER "P" AFTER PART NUMBER WHEN A NON-METALLIC DOOR APPLICATION IS REQUIRED

APPROVED BY F.H.W.A. TO 1985 AASHTO



TB2-17

WARNING: CONTACT YOUR DISTRIBUTOR FOR ANY INBOARD DIA. B.C. MOUNTING APPLICATIONS.



TB2-17

TB2-17

CAUTION

1985 AASHTO

BEFORE THE INSTALLATION OF THIS BASE IN SERVICE, USER SHOULD ALWAYS CONSULT WITH AUTHORIZED DISTRIBUTOR REGARDING PROPOSED APPLICATION, LOADING TO BE SUSTAINED AND INSTALLATION INSTRUCTIONS. FAILURE(S) CAN RESULT FROM MISAPPLICATION, OVERLOADING/IMPROPER LOADING OR INCORRECT INSTALLATION.

TO APPROACH OPTIMUM STATIC LOADS, USE THE LARGEST POSSIBLE BOLT CIRCLES AND USE STEEL WASHER SIZES SPECIFIED BELOW:

FOR 10" THRU 12" DIA. TOP BOLT CIRCLES
USE 2 1/2" DIA. X 1 1/16" I.D. X 3/8" TK. OR 2 3/4" DIA. X 1 1/16" I.D. X 1/2" TK. WASHERS

FOR 10" THRU 12" DIA. BOTTOM BOLT CIRCLES
USE 2 3/4" DIA. X 1 1/16" OR 1 5/16" I.D. X 1/2" TK. WASHERS

FOR OPTIMUM PERFORMANCE, MOUNT TRANSFORMER BASE ON A FLAT AND LEVEL FOUNDATION SURFACE. SHIM BASE WHEN REQUIRED. IF GAPS ARE PRESENT, THOROUGHLY FILL VOIDS WITH A NON-SHRINK GROUT. TORQUE GROUND MOUNTING NUTS TO 150 FT. LBS.

BREAKAWAY BASE

APPROVED BY F.H.W.A. TO 1985
AASHTO REQUIREMENTS

This base features 10" to 12" top bolt circle and is designed for a 12" bottom bolt circle.
Stands 17" in height.

CONTACT YOUR DISTRIBUTOR FOR ANY INBOARD GROUND APPLICATIONS
APPROVED BY F.H.W.A. TO 1985 AASHTO REQUIREMENTS

Base can be ordered with hinged door option or with non-metallic access door.
Standard or vandel screw to fit your specifications.

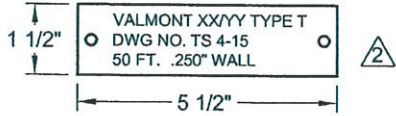
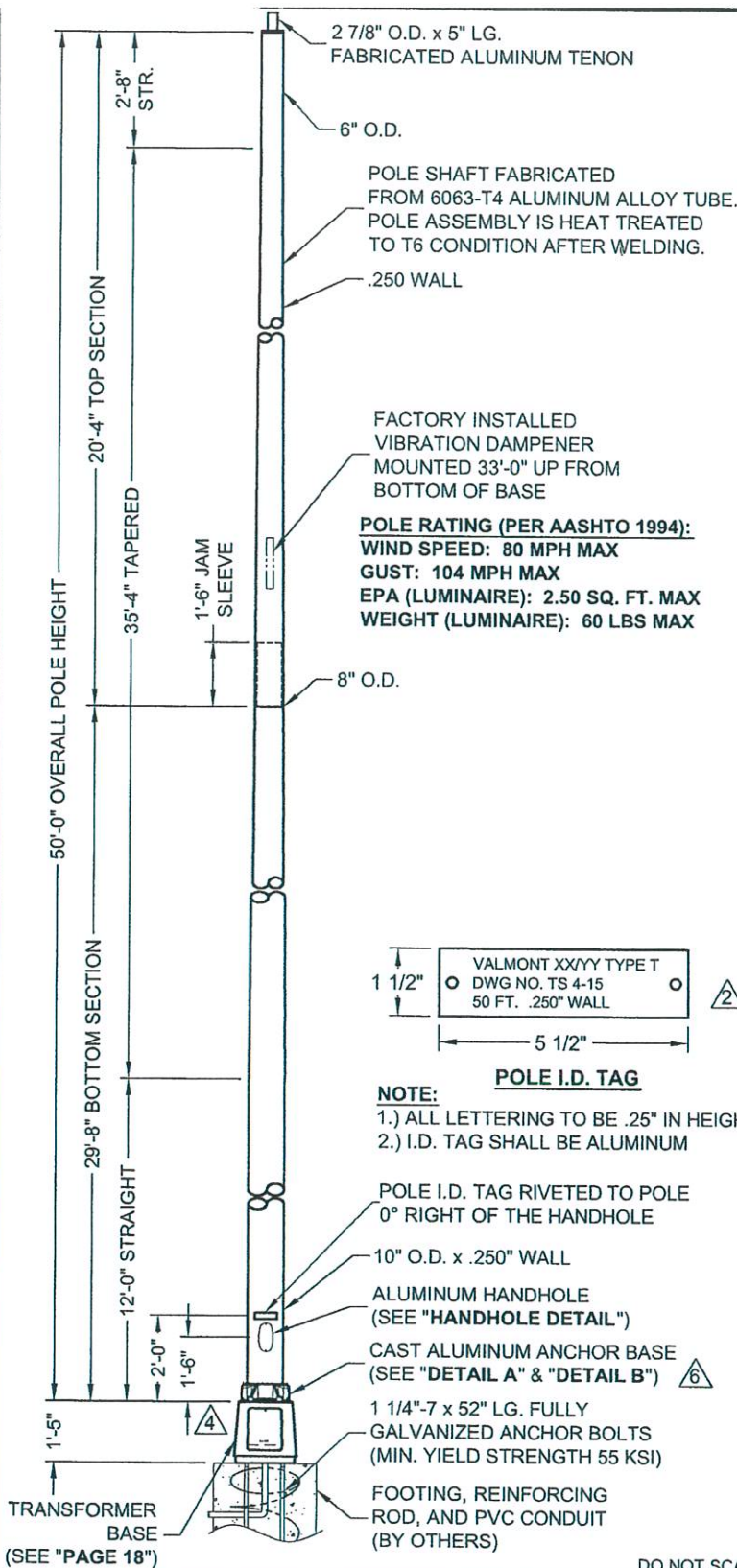
AKRON FOUNDRY COMPANY

1985 AASHTO T-BASE

6-20-12

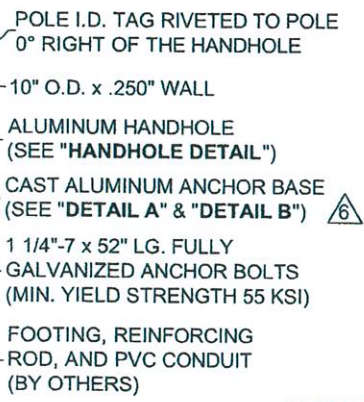
TB2-17

TOP: JOB# 2126 BOTTOM: JOB# 0805 DOOR: JOB# 2128 ASS'Y: JOB# 2208

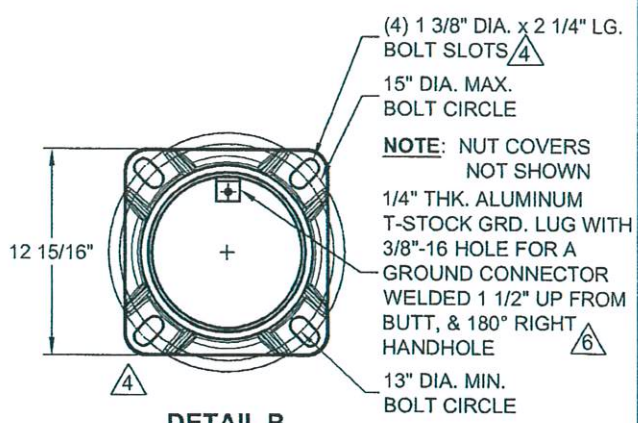


POLE I.D. TAG

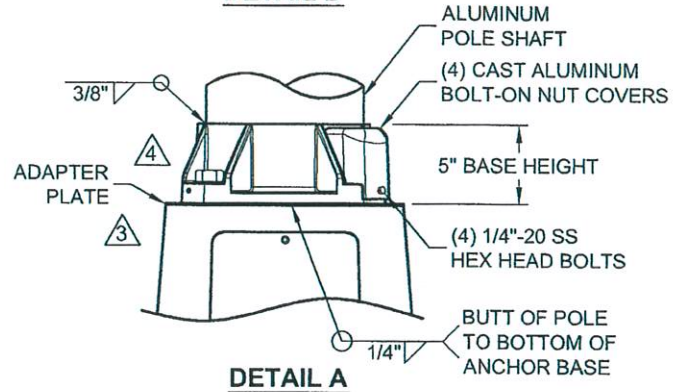
NOTE:
 1.) ALL LETTERING TO BE .25" IN HEIGHT
 2.) I.D. TAG SHALL BE ALUMINUM



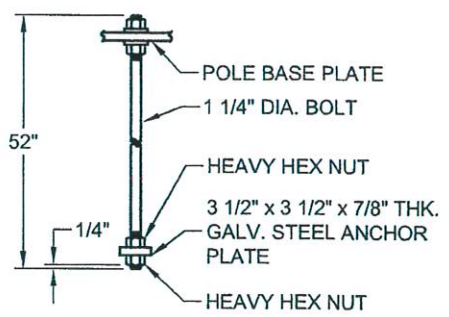
NOTE:
 USE OF A WASHER GREATER THAN 2" O.D. MAY ALTER THE LISTED BOLT CIRCLES AND THE ABILITY TO USE A NUT COVER



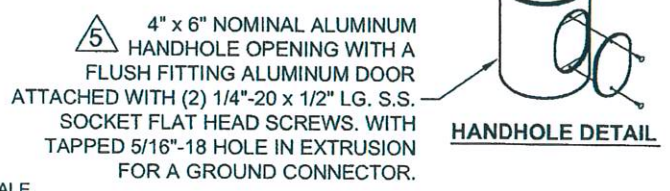
DETAIL B



DETAIL A



ANCHOR BOLT DETAIL (BY OTHERS)



HANDHOLE DETAIL

DO NOT SCALE



Valmont Industries, Inc. Structures Division
 20805 Eaton Ave Farmington, Minnesota 55024-7932
 Phone: (651) 463-8990 (800) 899-7577
 Fax: (651) 463-3349

TITLE: S TRANSFORMER BASE POLES (TYPE - T) (50')		QTY: 3
MODEL NO.:		DWN BY: PVB
MATERIAL: ALUMINUM ALLOY		CHK'D BY:
FINISH: 100 GRIT SATIN POLISH		APP'D BY: <i>[Signature]</i>
PROJECT: AZ DOT		DATE: 11-04-03
SOLD TO:		PTP
SHIP TO:		PTP
P.O. NO.:		SLF
REP:		PAGE:
03-17-14	CHG'D NOTES, ADDED T-STOCK	12 / 18
04-10-12	CHG'D NOTE	
05/03/11	UPDATED ANCHOR BASE/DIMENSIONS	
REV	DATE	REVISION DESCRIPTION

****CONFIDENTIAL****

The information contained in this drawing is privileged and confidential, and may be protected from disclosure. Please be aware that any use or dissemination of this drawing may be subject to legal restriction or sanction.

TB3-17 **CAUTION** 1985 AASHTO

BEFORE THE INSTALLATION OF THIS BASE IN SERVICE, USER SHOULD ALWAYS CONSULT WITH AUTHORIZED DISTRIBUTOR REGARDING PROPOSED APPLICATION, LOADING TO BE SUSTAINED AND INSTALLATION INSTRUCTIONS. FAILURE(S) CAN RESULT FROM MISAPPLICATION, OVERLOADING/IMPROPER LOADING OR INCORRECT INSTALLATION.

TO APPROACH OPTIMUM STATIC LOADS, USE THE LARGEST POSSIBLE BOLT CIRCLES AND USE STEEL WASHER SIZES SPECIFIED BELOW:

FOR 13" THRU 15 1/8" DIA. TOP BOLT CIRCLES
USE 2 3/4" DIA. X 1 5/16" I.D. X 1/2" TK. WASHERS

FOR 17 1/4" DIA. BOTTOM BOLT CIRCLES
USE 2 3/4" DIA. X 1 5/16" I.D. X 1/2" TK. WASHERS

FOR OPTIMUM PERFORMANCE, MOUNT TRANSFORMER BASE ON A FLAT AND LEVEL FOUNDATION SURFACE. SHIM BASE WHEN REQUIRED, IF GAPS ARE PRESENT, THOROUGHLY FILL VOIDS WITH A NON-SHRINK GROUT. TORQUE GROUND MOUNTING NUTS TO 150 FT. LBS.

BREAKAWAY BASE
APPROVED BY F.H.W.A. TO 1985
AASHTO REQUIREMENTS

NOTES:
1.) T-BASE DOOR TO BE ORIENTATED \triangle PER AZ DOT SPEC. BY THE CONTRACTOR
2.) ADAPTER PLATE SUPPLIED W/14" B.C. TO ALLOW NUT COVERS TO FIT ONTO CAST BASE

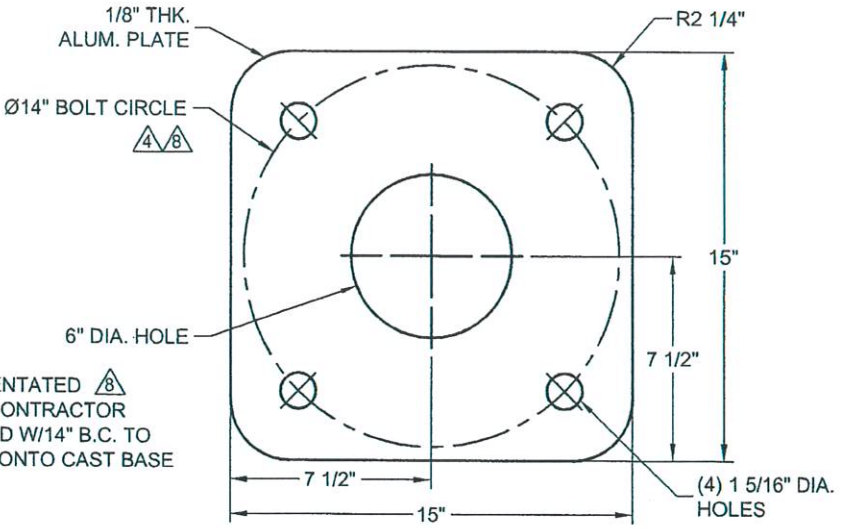
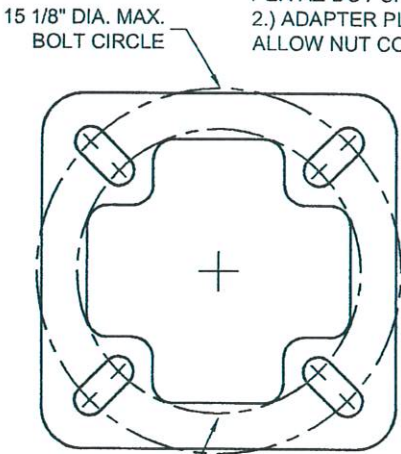
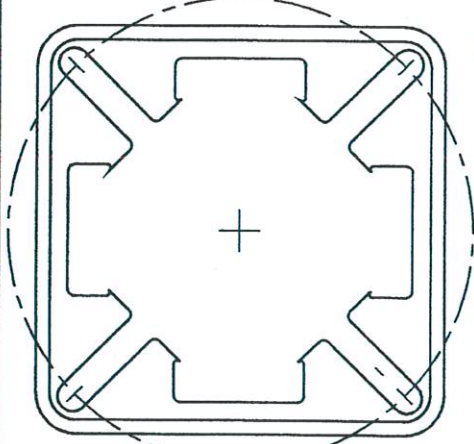


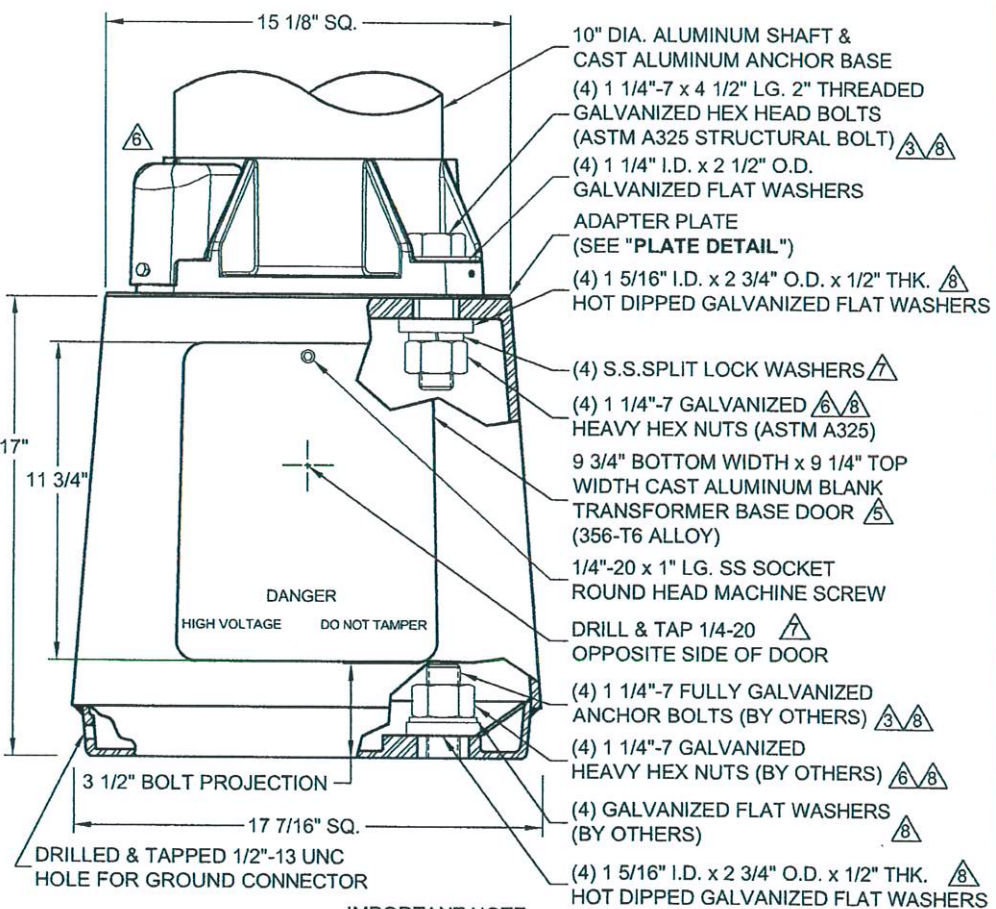
PLATE DETAIL



TOP BOLT CIRCLE



BOTTOM BOLT CIRCLE



IMPORTANT NOTE:
TRANSFORMER BASE AND POLE
TO BE LEVELLED AS ONE UNIT

DO NOT SCALE



Valmont Industries, Inc. Structures Division
20805 Eaton Ave Farmington, Minnesota 55024-7932
Phone: (651) 463-8990 (800) 899-7577
Fax: (651) 463-3349

****CONFIDENTIAL****

The information contained in this drawing is privileged and confidential, and may be protected from disclosure. Please be aware that any use or dissemination of this drawing may be subject to legal restriction or sanction.

TITLE: S T-BASE 15-17 BC BLK DR 10" RD 17		QTY: 3	
MODEL NO.: 10R1517B17F		DWN BY: PVB	
MATERIAL: ALUMINUM ALLOY		CHK'D BY:	
FINISH:		APPR BY: <i>CEW</i>	
PROJECT: AZ DOT		DATE: 11-04-03	
SOLD TO:		PTP DWG NO: AZDOT	
SHIP TO:		KPS	
P.O. NO:		SLF PAGE:	
REP:		BY 18 / 18	
\triangle	03-18-14	ADDED WASHERS, CHG'D NOTES	PTP
\triangle	02/09/12	ADDED LOCK WASHERS & REV'D NOTE	KPS
\triangle	05/03/11	UPDATED ANCHOR BASE/DIMENSIONS/NOTES	SLF
REV	DATE	REVISION DESCRIPTION	BY

PROJECT: CITY OF GLENDALE

POLE

Model: BAW41-18S2BI37

Top Dia: 6.2"

Base Dia: 11.5"

Construction: Fiberglass Composite

65% Glass 35% Resin Consisting of alternating 89° Hoops and 18° Helicals with Veil outer layer.

Hand Hole: 2 1/2"x5" @ 18" above grade

Cover painted to match pole

Wire Entries: (2)2 1/2"x6" @ 24" below grade with no Grommets

Date Tag: Model, Date. Top and Bottom sections

Paint: UV & Cleaning chemical resistant

Color: Gray

Pole Weight: 160 lbs approx

MAX Static Deflection: 1.5% of pole height

MAX Full Wind Load Deflection: 15% of pole height

MAX Weight of attachments: 75 lbs/Arm

MAX EPA of attachments: 3.2 @ 90 mph /Arm ANSI

ARM

Model: OPAR-8x6-GY

Material: Aluminum

Span: 90"

Rise: 33"

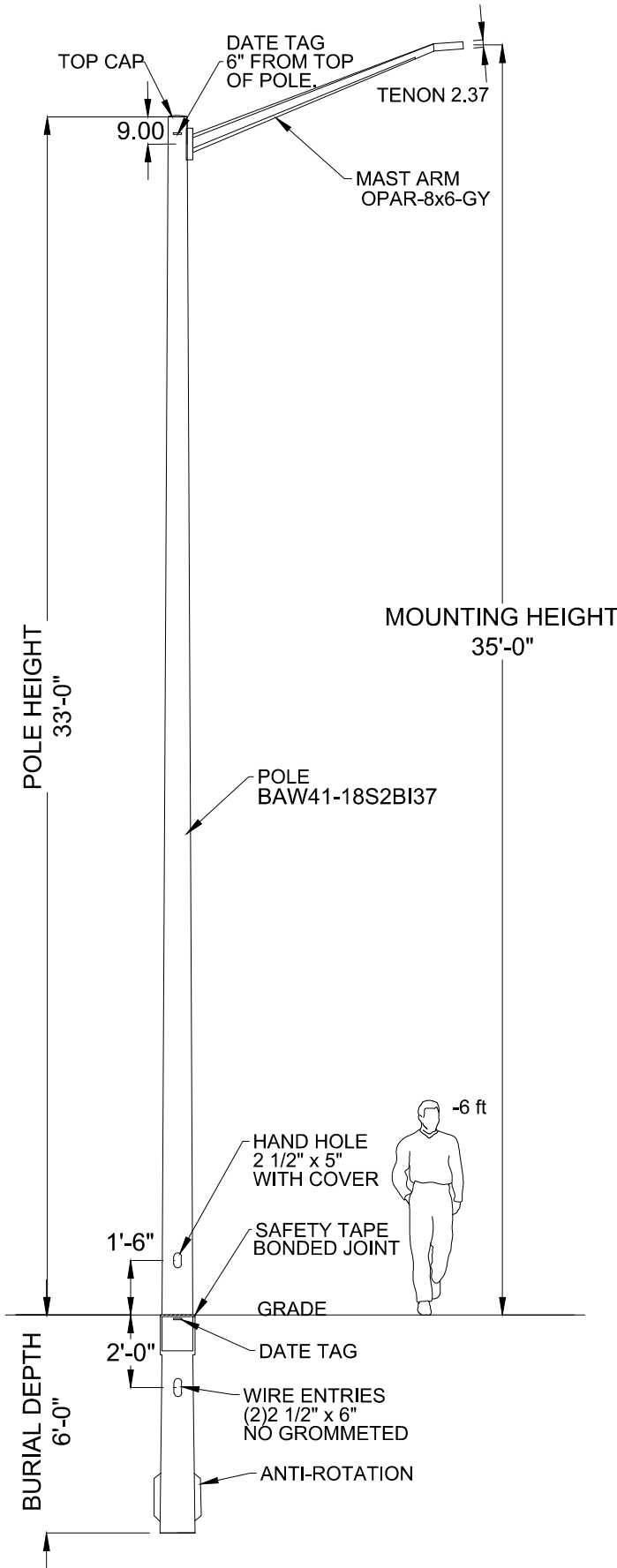
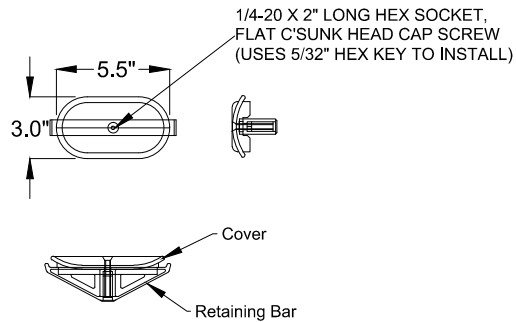
Tenon: 2 3/8"x10"

EPA: 2.4

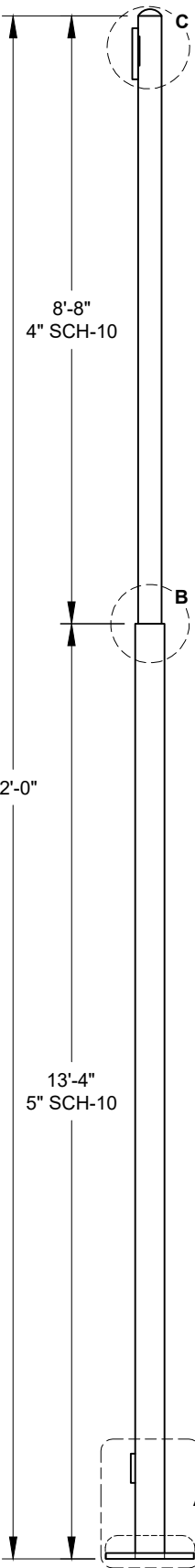
Color: Gray

Weight: 14 lbs. approx.

HAND HOLE COVER DETAIL

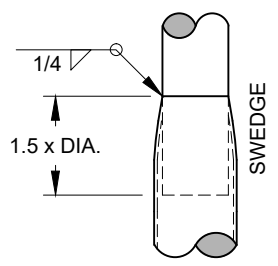
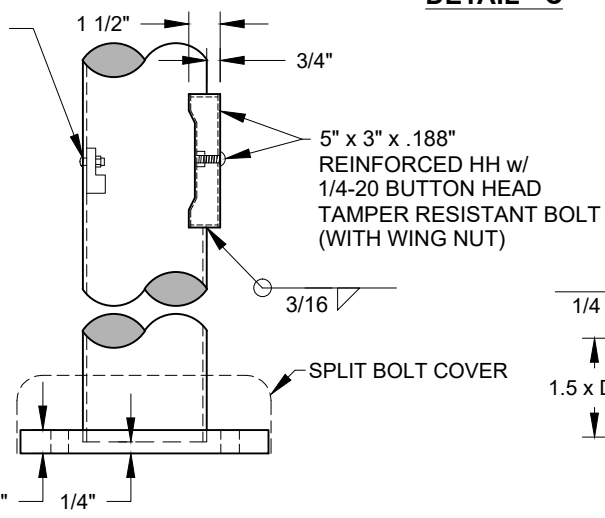
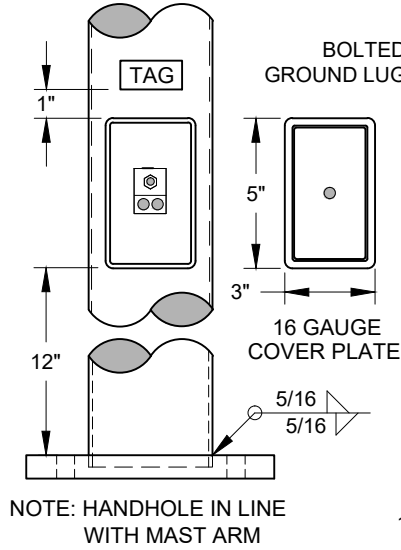
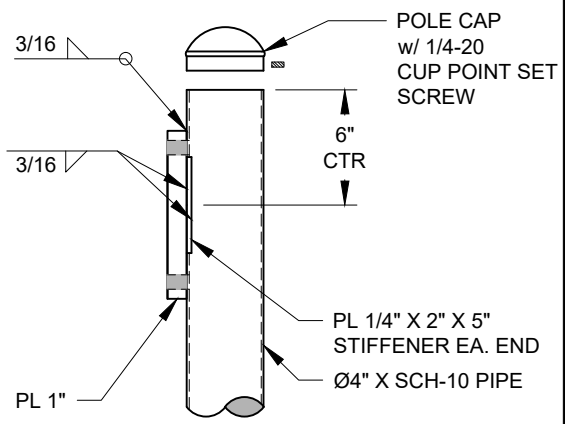
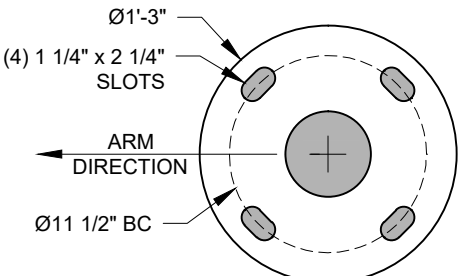
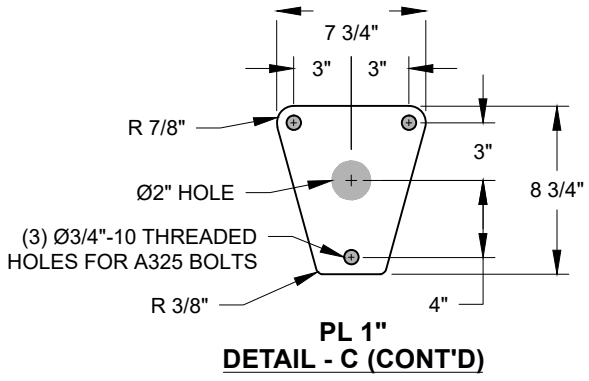


REV: -	DESC.: -	DRAWN: RM	APPR: JS	DATE: -
 <p>SHAKESPEARE POLE 33'-0" TAPERED FIBERGLASS DB POLE</p> <p>GLENDALE</p> <p><small>COPYRIGHT © 2013 SOUTHWEST FABRICATION, LLC ALL RIGHTS RESERVED</small></p>		<p>GLENDALE PUBLIC WORKS</p> <p>6210 W Myrtle Ave # 111 Glendale, AZ 85301 PH: 623-930-2762 www.glendaleaz.com/publicworks/</p>		<p>DRAWN BY: OTHERS</p> <p>APPR. BY: JS</p> <p>DATE: 04DEC2018</p> <p>FILE: draw*/pol*/glend*</p> <p>DWG NO.: -</p> <p>SHEET: 1 OF 1</p>



NOTE(S):

1. ALL WIRE ENTRANCE AND EXIT HOLES SHALL BE FREE OF ALL BURRS AND SHARP EDGES.
2. SOME HIDDEN LINES NOT SHOWN FOR CLARITY.
3. DRAWING NOT TO SCALE.
4. TAG SHALL BE PERMANENTLY ATTACHED AND INCLUDE: DATE MANUFACTURED, MANUFACTURER AND DRAWING NUMBER.
5. MATERIAL USED MUST BE **MILL CERTIFIED AND ASTM COMPLIANT** WITH A MINIMUM YIELD STRENGTH OF 42,000 PSI.
6. POLE SHALL BE SAND BLASTED TO NEAR WHITE FINISH AND HOT DIPPED GALVANIZED PER ASTM A123.
7. ANCHOR BOLTS ARE FABRICATED FROM HOT-ROLLED CARBON STEEL BAR PER ASTM A36. EACH BOLT HAS "L" BEND ON ONE END AND A MINIMUM 4" THREAD ON THE OTHER w/ 2 NUTS AND 2 WASHERS (ASSEMBLED). HOT DIPPED GALVANIZED PER ASTM A153.
8. HAND HOLE COVER SHALL USE A FLAT RUBBER GASKET SHAPED TO MATCH HAND HOLE.

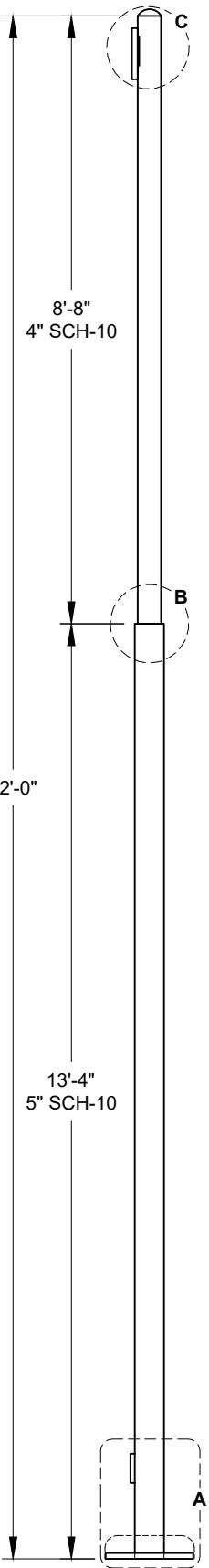


POLE ASSEMBLY

DETAIL - A

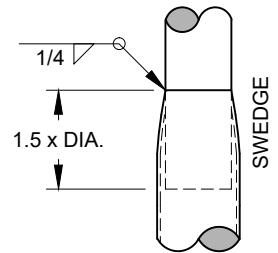
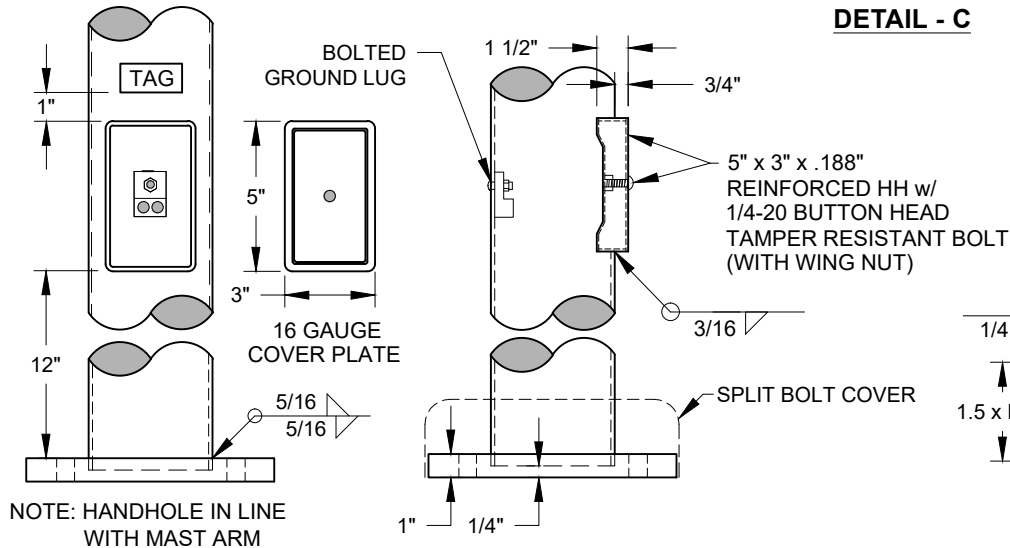
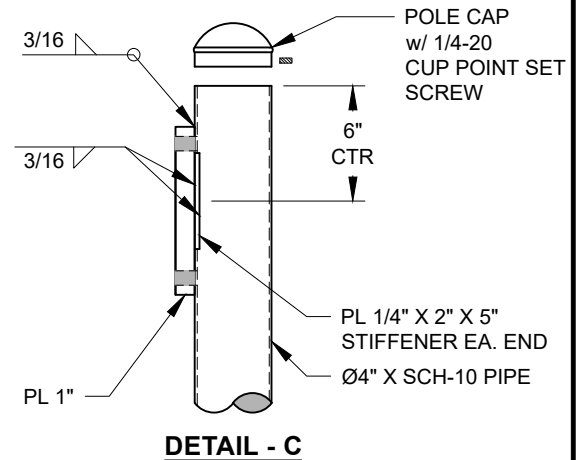
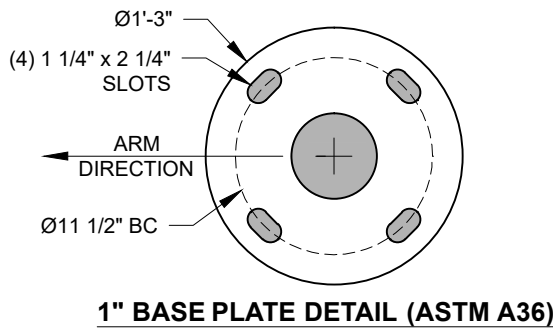
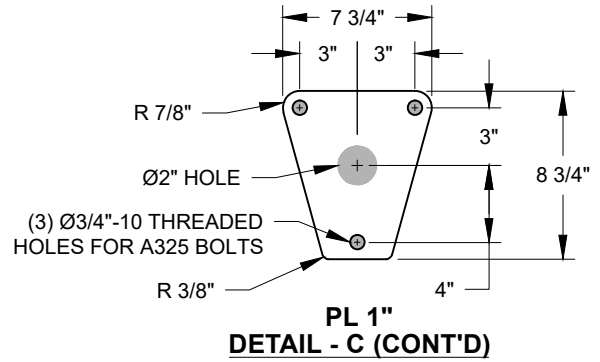
DETAIL - B

REV: -	DESC.: -	DRAWN: -	APPR: -	DATE: -	
		P1 - ARTERIAL POLE ON FOUNDATION 22'-0" STEPPED ROUND POLE USE w/ A6 ARM GLENDALE		GLENDALE PUBLIC WORKS 6210 W Myrtle Ave # 112 Glendale, AZ 85301 PH: 623-930-2019 glendaleaz.com	DRAWN BY: JH APPR. BY: JS DATE: 07DEC2015 FILE: *POLES\GLENDALE* DWG NO. : P1 SHEET : 1 OF 34



NOTE(S):

1. ALL WIRE ENTRANCE AND EXIT HOLES SHALL BE FREE OF ALL BURRS AND SHARP EDGES.
2. SOME HIDDEN LINES NOT SHOWN FOR CLARITY.
3. DRAWING NOT TO SCALE.
4. TAG SHALL BE PERMANENTLY ATTACHED AND INCLUDE: DATE MANUFACTURED, MANUFACTURER AND DRAWING NUMBER.
5. MATERIAL USED MUST BE **MILL CERTIFIED** AND **ASTM COMPLIANT** WITH A MINIMUM YIELD STRENGTH OF 42,000 PSI.
6. POLE SHALL BE SAND BLASTED TO NEAR WHITE FINISH AND PAINTED OR POWDER COATED (BR-23) BRONZE.
7. ANCHOR BOLTS ARE FABRICATED FROM HOT-ROLLED CARBON STEEL BAR PER ASTM A36. EACH BOLT HAS "L" BEND ON ONE END AND A MINIMUM 4" THREAD ON THE OTHER w/ 2 NUTS AND 2 WASHERS (ASSEMBLED). HOT DIPPED GALVANIZED PER ASTM A153.
8. HAND HOLE COVER SHALL USE A FLAT RUBBER GASKET SHAPED TO MATCH HAND HOLE.



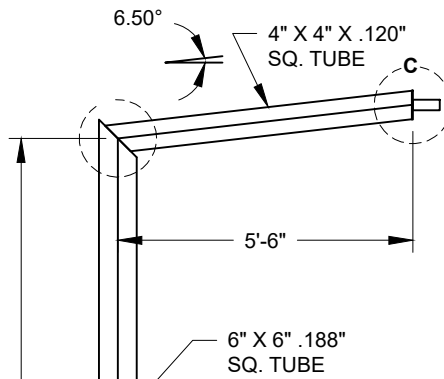
NOTE: HANDHOLE IN LINE WITH MAST ARM

POLE ASSEMBLY

DETAIL - A

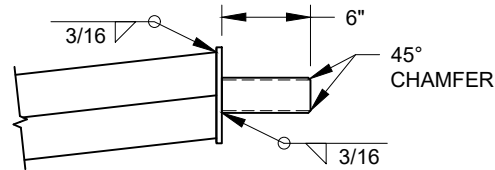
DETAIL - B

REV: -	DESC.: -	DRAWN: -	APPR: -	DATE: -
<p>P1 (BRONZE) - WESTGATE ARTERIAL 22'-0" STEPPED ROUND POLE USE w/ A6 (BRONZE) ARM GLENDALE</p>		<p>GLENDALE PUBLIC WORKS 6210 W Myrtle Ave # 112 Glendale, AZ 85301 PH: 623-930-2019 glendaleaz.com</p>		<p>DRAWN BY: JH APPR. BY: JS DATE: 07DEC2015 FILE: *POLES\GLENDALE* DWG NO. : P1B SHEET : 2 OF 34</p>



NOTE(S):

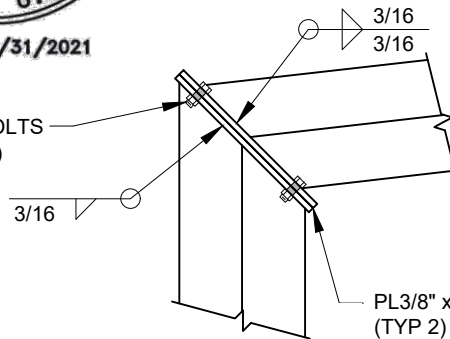
1. ALL WIRE ENTRANCE AND EXIT HOLES SHALL BE FREE OF ALL BURRS AND SHARP EDGES.
2. SOME HIDDEN LINES NOT SHOWN FOR CLARITY.
3. DRAWING NOT TO SCALE.
4. TAG SHALL BE PERMANENTLY ATTACHED AND INCLUDE: DATE MANUFACTURED, MANUFACTURER AND DRAWING NUMBER.
5. MATERIAL USED MUST BE **MILL CERTIFIED AND ASTM COMPLIANT** WITH A MINIMUM YIELD STRENGTH OF 42,000 PSI.
6. POLE SHALL BE SAND BLASTED TO NEAR WHITE FINISH AND PAINTED W/ ACRYLIC ENAMEL 2.5 ML THICK OR POWDER COATED GLOSS BLACK.
7. ANCHOR BOLTS ARE FABRICATED FROM HOT-ROLLED CARBON STEEL BAR PER ASTM A36. EACH BOLT HAS "L" BEND ON ONE END AND A MINIMUM 4" THREAD ON THE OTHER w/ 2 NUTS AND 2 WASHERS (ASSEMBLED). HOT DIPPED GALVANIZED PER ASTM A153.
8. HAND HOLE COVER SHALL USE A FLAT RUBBER GASKET SHAPED TO MATCH HAND HOLE.



2" SCH-40 PIPE (LEVEL TENON)

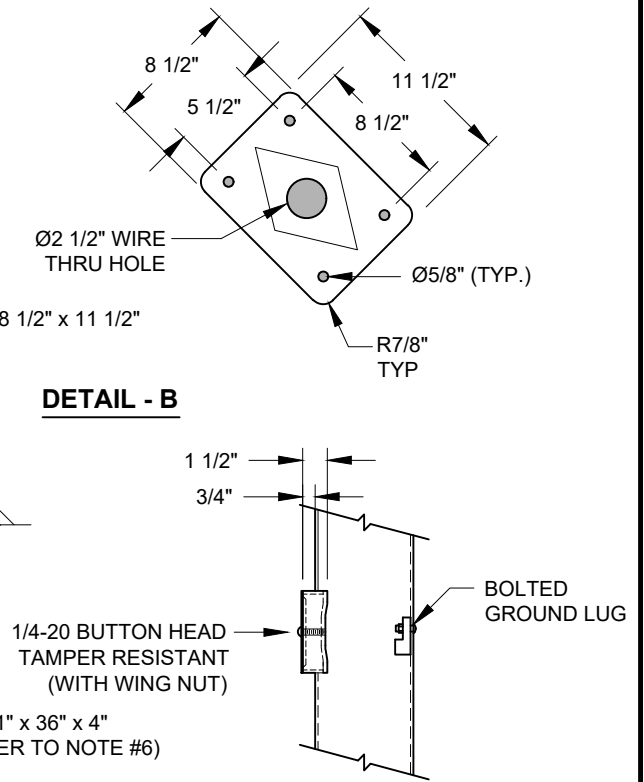
DETAIL - C

(4) 1/2" X 1 3/4" A325 BOLTS & LOCK WASHER (TYP)

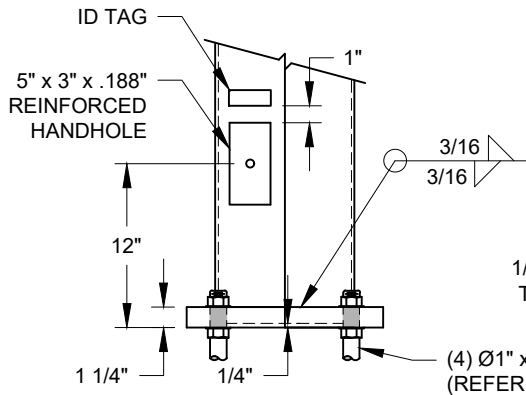


DETAIL - A

DETAIL - B



29'-6"



DETAIL - A

1/4-20 BUTTON HEAD TAMPER RESISTANT (WITH WING NUT)

(4) Ø1" x 36" x 4" (REFER TO NOTE #6)

BOLTED GROUND LUG

(4) 1 1/4" x 2 1/4" SLOTS

Ø11 1/2" BC

R1 1/4"

6" SQ THRU HOLE


1'-0" (SQ.)

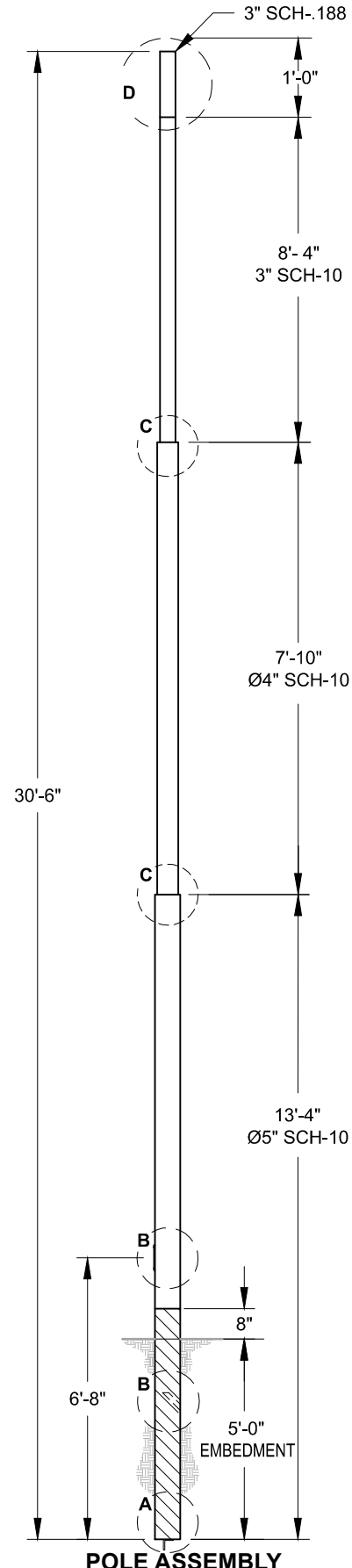
TS6" X 6" X .188"

3"

POLE ASSEMBLY

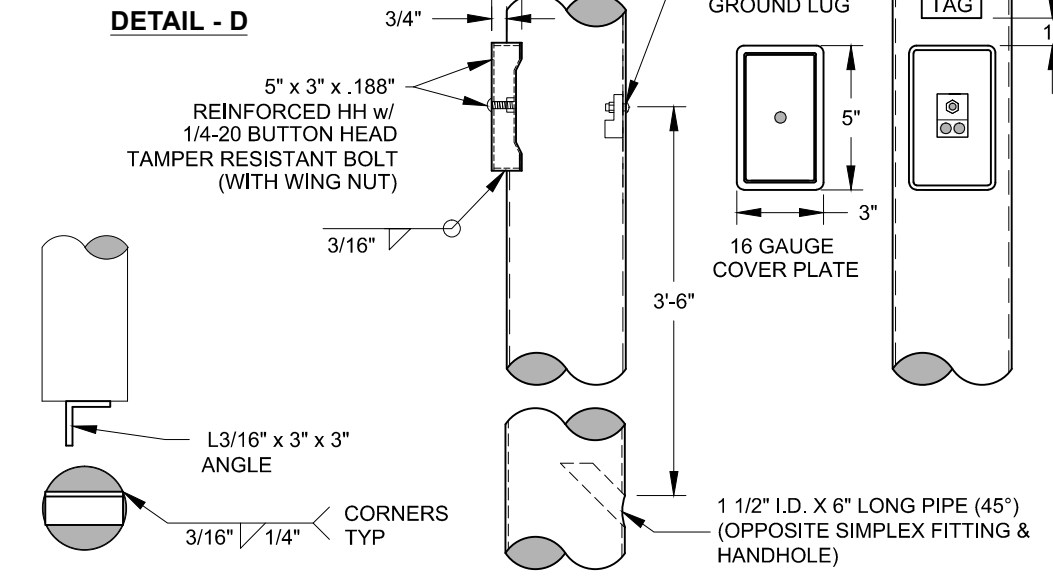
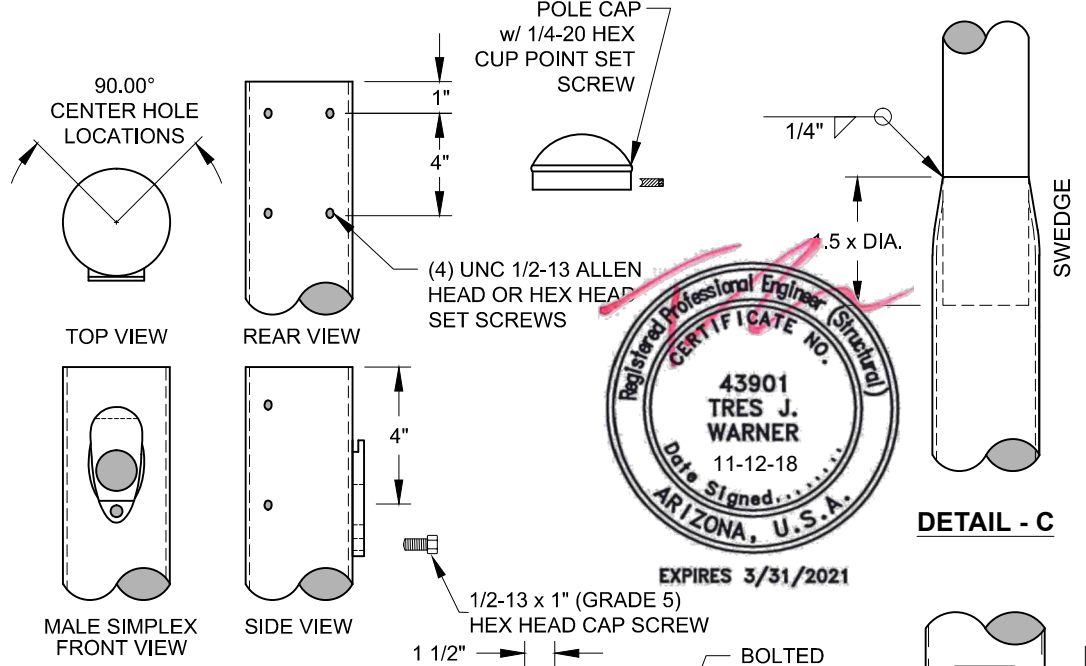
1 1/4" BASE PLATE DETAIL (ASTM A36)

REV: -	DESC.: -	DRAWN: -	APPR: -	DATE: -
 <p>P2 - DOWNTOWN POLE ON FOUNDATION 29'- 6" (6" x 6" x .188") GLENDALE</p>		<p>GLENDALE PUBLIC WORKS 6210 W Myrtle Ave # 112 Glendale, AZ 85301 PH: 623-930-2019 glendaleaz.com</p>		<p>DRAWN BY: JH APPR. BY: JS DATE: 07DEC2015 FILE: *(POLES)\GLENDALE* DWG NO. : P2 SHEET : 3 OF 34</p>



NOTE(S):

1. ALL WIRE ENTRANCE AND EXIT HOLES SHALL BE FREE OF ALL BURRS AND SHARP EDGES.
2. SOME HIDDEN LINES NOT SHOWN FOR CLARITY.
3. DRAWING NOT TO SCALE.
4. TAG SHALL BE PERMANENTLY ATTACHED AND INCLUDE: DATE MANUFACTURED, MANUFACTURER AND DRAWING NUMBER.
5. MATERIAL USED MUST BE **MILL CERTIFIED AND ASTM COMPLIANT** WITH A MINIMUM YIELD STRENGTH OF 42,000 PSI.
6. THE POLE IS SAND BLASTED TO A NEAR WHITE FINISH AND HOT DIPPED GALVANIZED PER ASTM A123. AFTER POLE HAS BEEN GALVANIZED THE POLE BUTT SHALL BE CONFORMABLY TAPED WITH CORROSION PROTECTION TAPE. THE UPPER SECTION OF THE TAPE SHALL BE 35 MIL GRAY TAPE AND SHALL BE APPLIED TO THE STRUCTURE FIRST, STARTING AT THE HIGHEST POINT AND WRAPPING **1/8 LAP** TOWARDS THE BASE FOR 24". THE LOWER SECTION OF TAPE SHALL BE 20 MIL TAPE THAT WILL BE NEXT STARTING AT THE TOP AND WRAPPING **1/2 LAP** TOWARDS THE BASE OF THE POLE. THE LOWER SECTION SHALL OVERLAP THE UPPER SECTION BY AT LEAST ONE LAP. NO STRUCTURE SHALL BE EXPOSED BETWEEN LAPS.
7. HAND HOLE COVER SHALL USE A FLAT RUBBER GASKET SHAPED TO MATCH HAND HOLE.
8. THIS POLE HAS BEEN DESIGNED FOR UNDERGROUND WIRING. OVERHEAD WIRING MAY RESULT IN DAMAGE TO THE POLE.

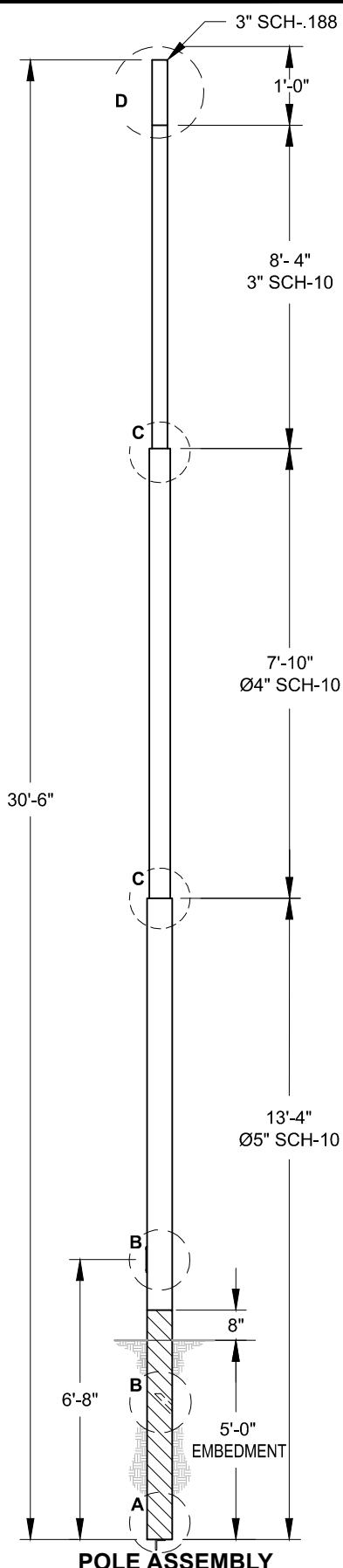


POLE ASSEMBLY

DETAIL - A

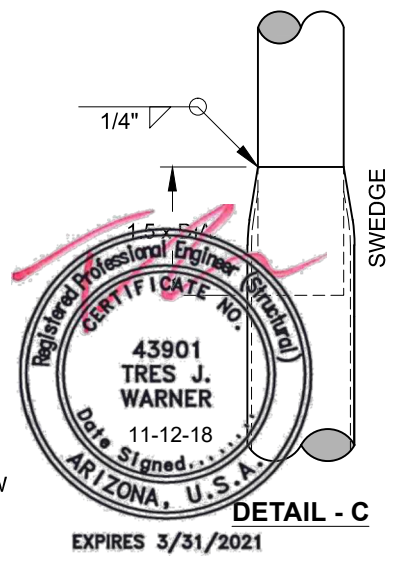
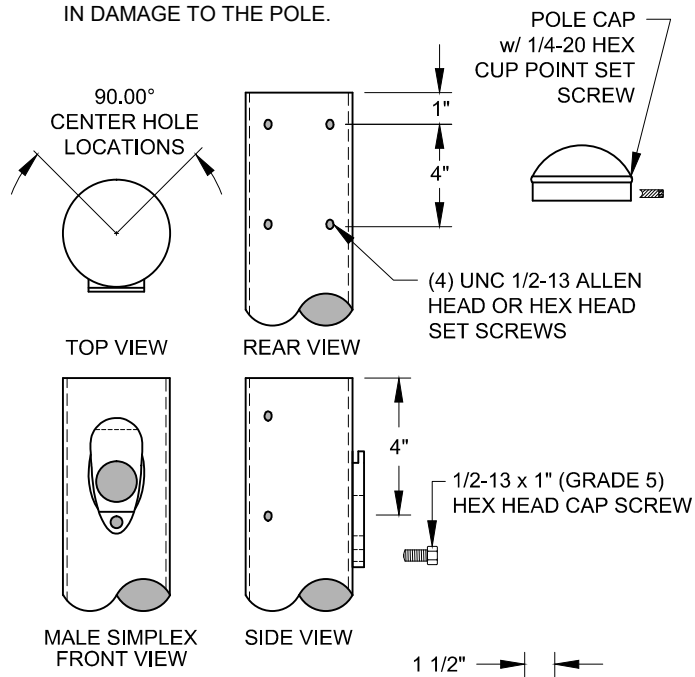
DETAIL - B

REV: -	DESC.: -	DRAWN: -	APPR: -	DATE: -
<p>P3 - RESIDENTIAL STREETS 30'-6" STEPPED ROUND USE w/ A1, A3, A4, AND A5 ARMS GLENDALÉ</p>		<p>GLENDALÉ PUBLIC WORKS 6210 W Myrtle Ave # 112 Glendale, AZ 85301 PH: 623-930-2019 glendaleaz.com</p>		<p>DRAWN BY: JH APPR. BY: JS DATE: 07DEC2015 FILE: *POLES\GLENDALÉ* DWG NO. : P3 SHEET : 4 OF 34</p>



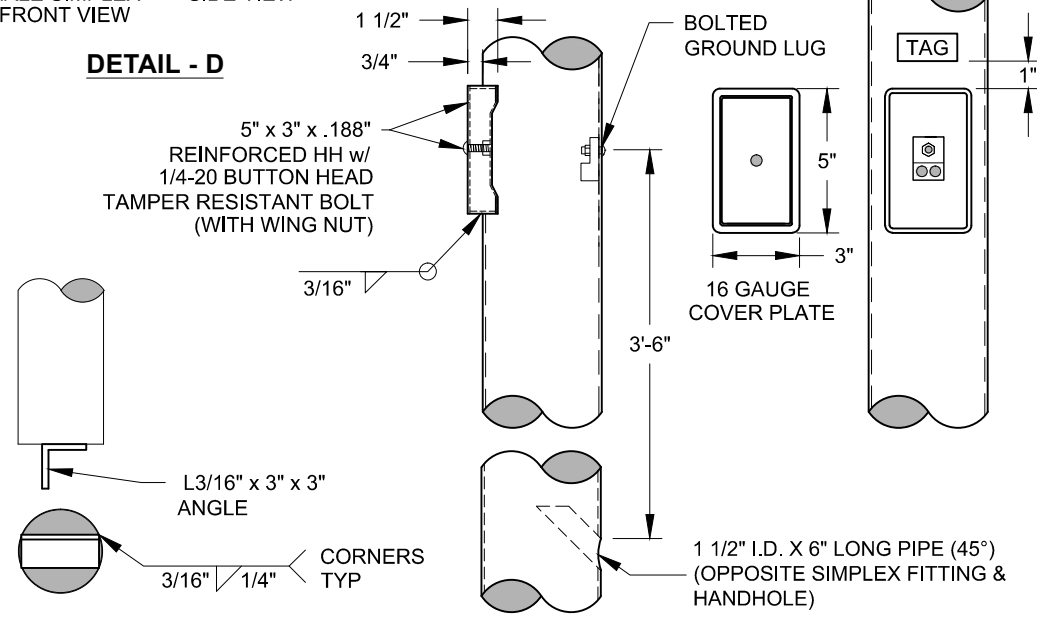
NOTE(S):

1. ALL WIRE ENTRANCE AND EXIT HOLES SHALL BE FREE OF ALL BURRS AND SHARP EDGES.
2. SOME HIDDEN LINES NOT SHOWN FOR CLARITY.
3. DRAWING NOT TO SCALE.
4. TAG SHALL BE PERMANENTLY ATTACHED AND INCLUDE: DATE MANUFACTURED, MANUFACTURER AND DRAWING NUMBER.
5. MATERIAL USED MUST BE **MILL CERTIFIED** AND **ASTM COMPLIANT** WITH A MINIMUM YIELD STRENGTH OF 42,000 PSI.
6. THE POLE IS SAND BLASTED TO A NEAR WHITE FINISH AND PAINTED OR POWDER COATED (BR-23) BRONZE. AFTER POLE HAS BEEN COATED THE POLE BUTT SHALL BE CONFORMABLY TAPED WITH CORROSION PROTECTIVE TAPE. THE UPPER SECTION OF THE TAPE SHALL BE 35 MIL GRAY TAPE AND SHALL BE APPLIED TO THE STRUCTURE FIRST, STARTING AT THE HIGHEST POINT AND WRAPPING **1/8 LAP** TOWARDS THE BASE FOR 24". THE LOWER SECTION OF TAPE SHALL BE 20 MIL TAPE THAT WILL BE NEXT STARTING AT THE TOP AND WRAPPING **1/2 LAP** TOWARDS THE BASE OF THE POLE. THE LOWER SECTION SHALL OVERLAP THE UPPER SECTION BY AT LEAST ONE LAP. NO STRUCTURE SHALL BE EXPOSED BETWEEN LAPS.
7. HAND HOLE COVER SHALL USE A FLAT RUBBER GASKET SHAPED TO MATCH HAND HOLE.
8. THIS POLE HAS BEEN DESIGNED FOR UNDERGROUND WIRING. OVERHEAD WIRING MAY RESULT IN DAMAGE TO THE POLE.



DETAIL - D

5" x 3" x .188" REINFORCED HH w/ 1/4-20 BUTTON HEAD TAMPER RESISTANT BOLT (WITH WING NUT)



POLE ASSEMBLY

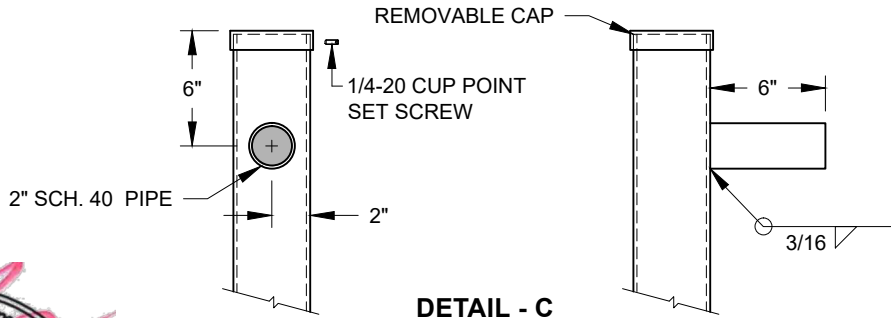

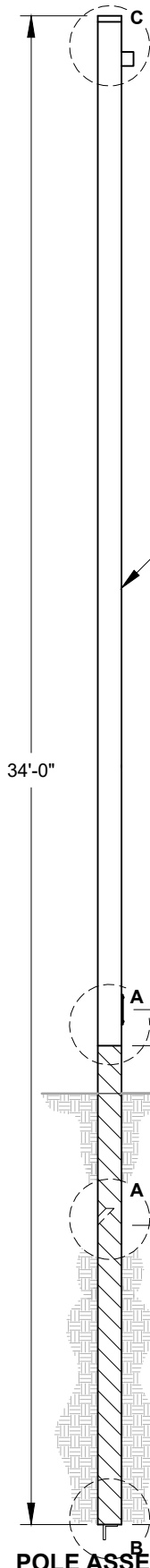
DETAIL - A

DETAIL - B

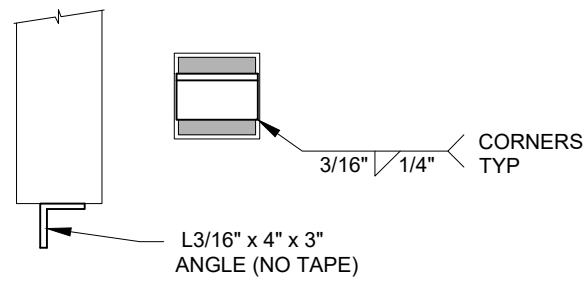
REV: -	DESC.: -	DRAWN: -	APPR: -	DATE: -
	P3 - WESTGATE STREETS (BRONZE) 30'-6" STEP ROUND USE w/ A4 (BRONZE) ARM GLENDALE	GLENDALE PUBLIC WORKS 6210 W Myrtle Ave # 112 Glendale, AZ 85301 PH: 623-930-2019 glendaleaz.com		DRAWN BY: JH APPR. BY: JS DATE: 07DEC2015 FILE: *POLES\GLENDALE* DWG NO.: P3 SHEET: 5 OF 34

NOTE(S):

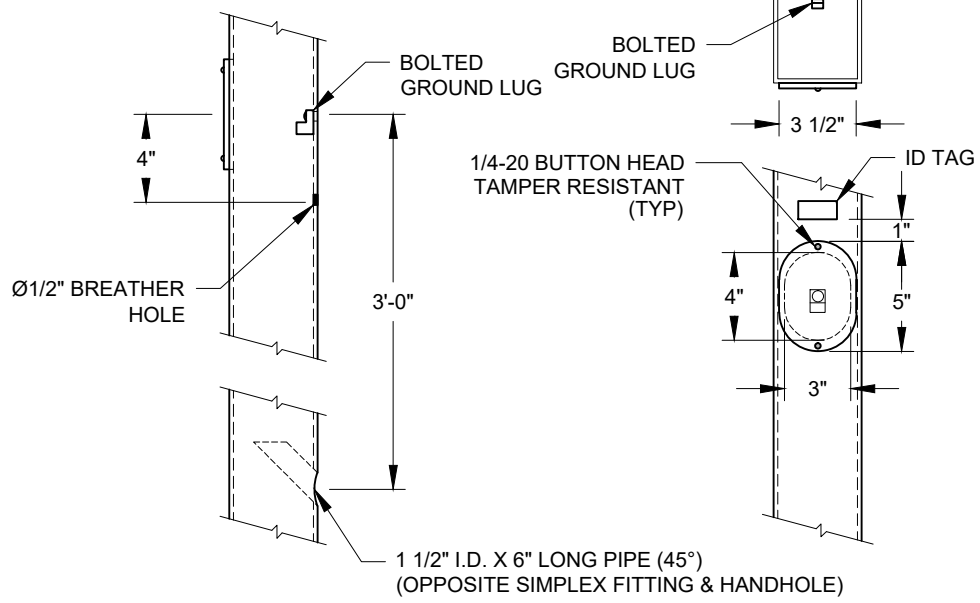
1. ALL WIRE ENTRANCE AND EXIT HOLES SHALL BE FREE OF ALL BURRS AND SHARP EDGES.
2. SOME HIDDEN LINES NOT SHOWN FOR CLARITY.
3. DRAWING NOT TO SCALE.
4. TAG SHALL BE PERMANENTLY ATTACHED AND INCLUDE: DATE MANUFACTURED, MANUFACTURER AND DRAWING NUMBER.
5. MATERIAL USED MUST BE **MILL CERTIFIED** AND **ASTM COMPLIANT** WITH A MINIMUM YIELD STRENGTH OF 46,000 PSI.
6. POLE SHALL BE SAND BLASTED TO A NEAR WHITE FINISH. COLOR IS GLOSS BLACK. CONFORMALLY TAPED WITH CORROSION PROTECTION TAPE. THE UPPER SECTION OF TAPE SHALL BE 35 MIL GRAY TAPE AND SHALL BE APPLIED TO THE STRUCTURE FIRST, STARTING AT THE HIGHEST POINT AND WRAPPING **1/8 LAP** TOWARDS THE BASE FOR 24". THE LOWER SECTION OF TAPE SHALL BE 20 MIL TAPE THAT WILL BE APPLIED NEXT STARTING AT THE TOP AND WRAPPING **1/2 LAP** TOWARDS THE BASE OF THE POLE. THE LOWER SECTION SHALL OVERLAP THE UPPER SECTION BY AT LEAST ONE LAP. NO STRUCTURE SHALL BE EXPOSED BETWEEN LAPS.
7. HAND HOLE COVER SHALL USE A FLAT RUBBER GASKET SHAPED TO MATCH HAND HOLE.



DETAIL - C




DETAIL - B



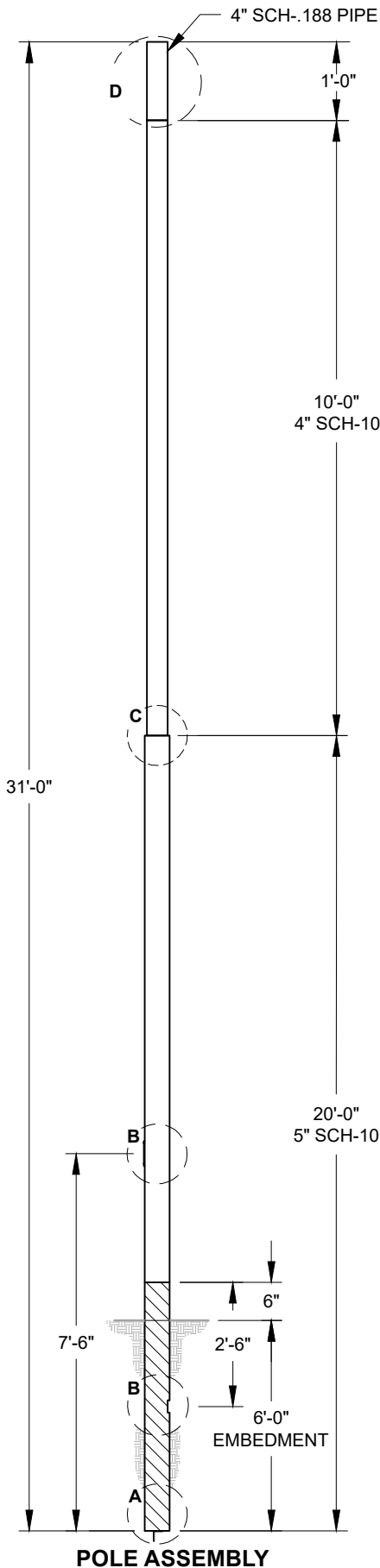
DETAIL - A

POLE ASSEMBLY

REV: -	DESC.: -	DRAWN: -	APPR: -	DATE: -	
		<p align="center">P4 RESIDENTIAL 34'-0" (4" x 4" x .188") NORTHERN GLENDALE/MARSHALL RANCH GLENDALE</p>		<p>GLENDALE PUBLIC WORKS 6210 W Myrtle Ave # 112 Glendale, AZ 85301 PH: 623-930-2019 glendaleaz.com</p>	<p>DRAWN BY: JH APPR. BY: JS DATE: 07DEC2015 FILE: *(POLES)\GLENDALE* DWG NO. : P4 SHEET : 6 OF 34</p>

NOTE(S):

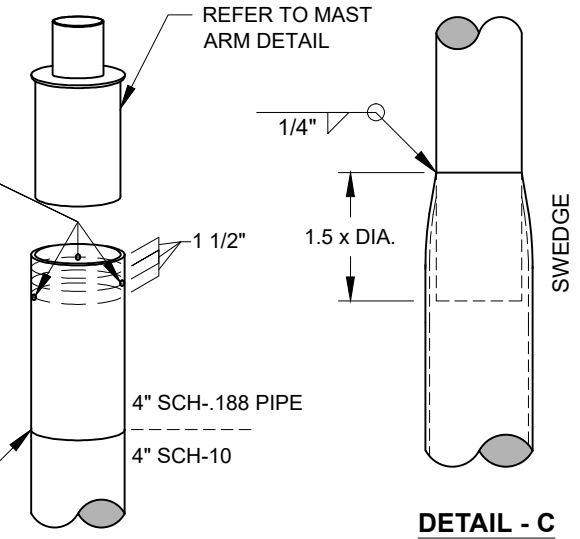
1. ALL WIRE ENTRANCE AND EXIT HOLES SHALL BE FREE OF ALL BURRS AND SHARP EDGES.
2. SOME HIDDEN LINES NOT SHOWN FOR CLARITY.
3. DRAWING NOT TO SCALE.
4. TAG SHALL BE PERMANENTLY ATTACHED AND INCLUDE: DATE MANUFACTURED, MANUFACTURER AND DRAWING NUMBER.
5. MATERIAL USED MUST BE **MILL CERTIFIED** AND **ASTM COMPLIANT** WITH A MINIMUM YIELD STRENGTH OF 42,000 PSI.
6. THE POLE IS SAND BLASTED TO A NEAR WHITE FINISH AND HOT DIPPED GALVANIZED PER ASTM A123. AFTER POLE HAS BEEN GALVANIZED THE POLE BUTT SHALL BE CONFORMABLY TAPED WITH CORROSION PROTECTION TAPE. THE UPPER SECTION OF THE TAPE SHALL BE 35 MIL GRAY TAPE AND SHALL BE APPLIED TO THE STRUCTURE FIRST, STARTING AT THE HIGHEST POINT AND WRAPPING **1/8 LAP** TOWARDS THE BASE FOR 24". THE LOWER SECTION OF TAPE SHALL BE 20 MIL TAPE THAT WILL BE NEXT STARTING AT THE TOP AND WRAPPING **1/2 LAP** TOWARDS THE BASE OF THE POLE. THE LOWER SECTION SHALL OVERLAP THE UPPER SECTION BY AT LEAST ONE LAP. NO STRUCTURE SHALL BE EXPOSED BETWEEN LAPS.
7. HAND HOLE COVER SHALL USE A FLAT RUBBER GASKET SHAPED TO MATCH HAND HOLE.
8. THIS POLE HAS BEEN DESIGNED FOR UNDERGROUND WIRING. OVERHEAD WIRING MAY RESULT IN DAMAGE TO THE POLE.



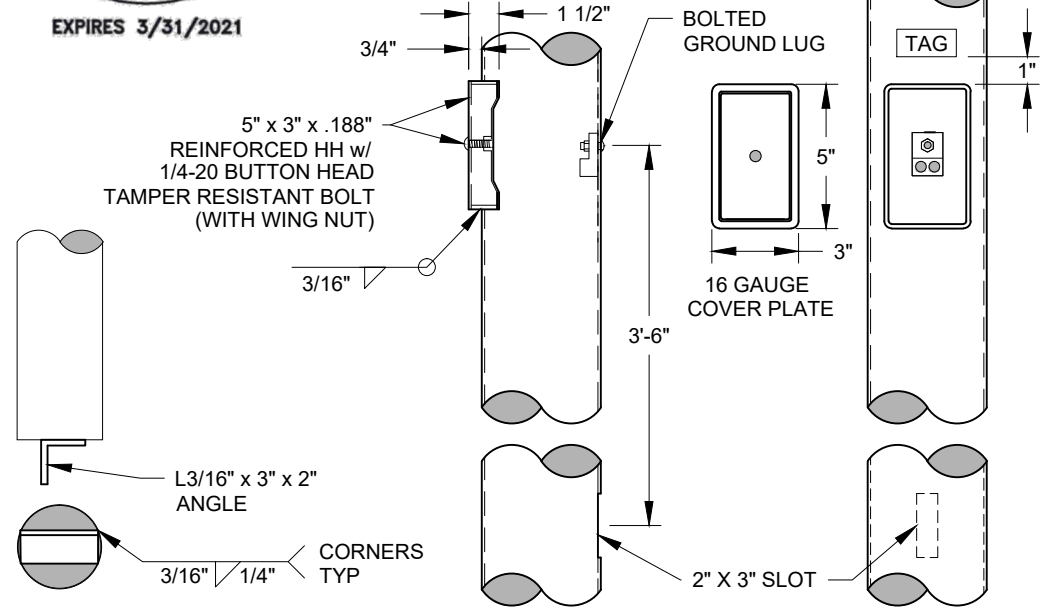
POLE ASSEMBLY



(3) 1/2" x 3/4" LONG CUP POINT, SET SCREWS SPACED 120° APART HORIZ. AND 1 1/2 VERT.



DETAIL - D



DETAIL - A

DETAIL - B



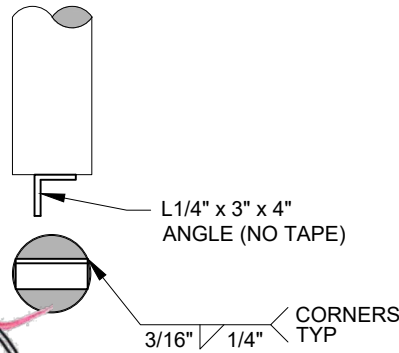
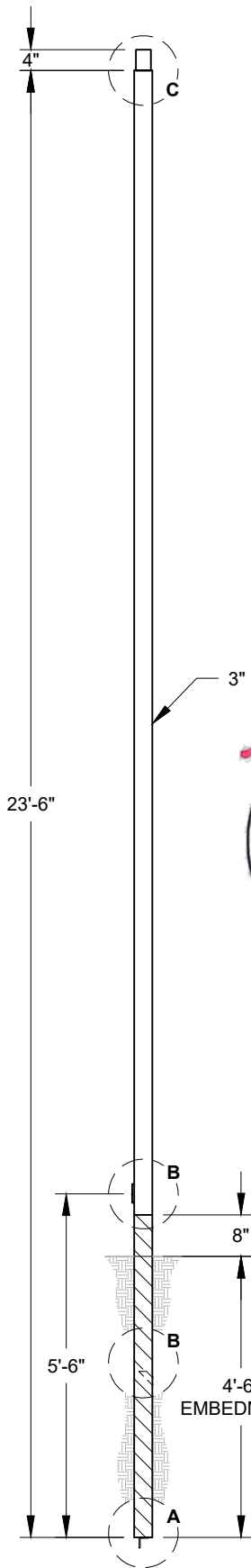
P5 - ARTERIAL POLE SRP AREA
31'-0" STEPPED ROUND
USE w/ A2 ARM
 GLENDALE

GLENDALE PUBLIC WORKS
 6210 W Myrtle Ave # 112
 Glendale, AZ 85301
 PH: 623-930-2019
 glendaleaz.com

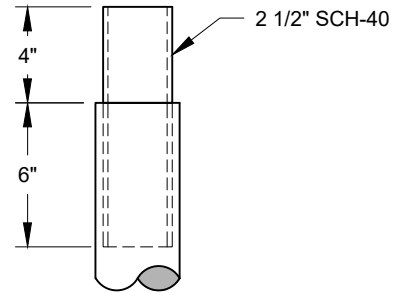
DRAWN BY: JH
PPR. BY: JS
DATE: 08DEC2015
FILE: *POLES\GLENDALE*
DWG NO.: P5
SHEET : 7 OF 34

NOTE(S):

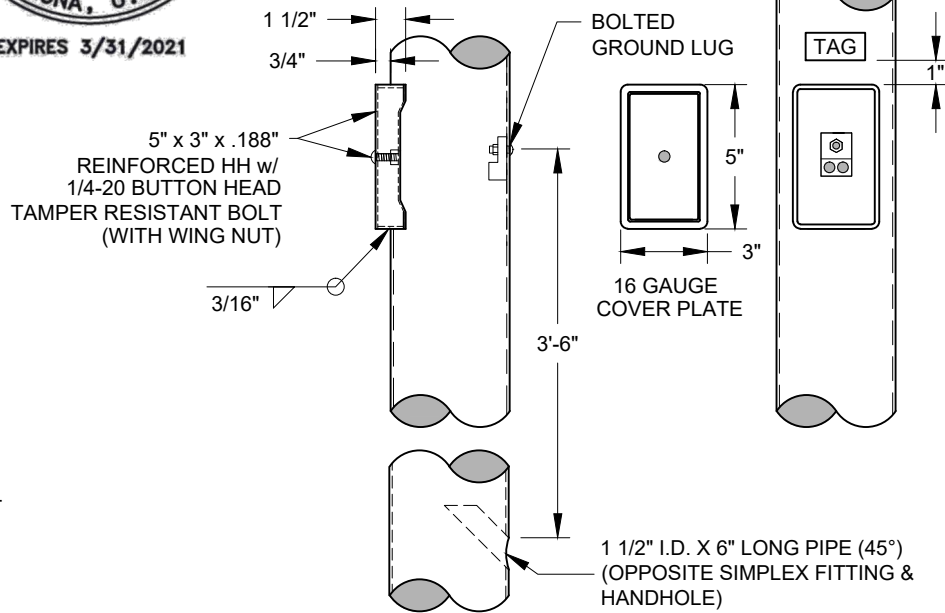
1. ALL WIRE ENTRANCE AND EXIT HOLES SHALL BE FREE OF ALL BURRS AND SHARP EDGES.
2. SOME HIDDEN LINES NOT SHOWN FOR CLARITY.
3. DRAWING NOT TO SCALE.
4. TAG SHALL BE PERMANENTLY ATTACHED AND INCLUDE: DATE MANUFACTURED, MANUFACTURER AND DRAWING NUMBER.
5. MATERIAL USED MUST BE **MILL CERTIFIED** AND **ASTM COMPLIANT** WITH A MINIMUM YIELD STRENGTH OF 42,000 PSI.
6. THE POLE BUTT SHALL BE CONFORMABLY TAPED WITH CORROSION PROTECTION TAPE. THE UPPER SECTION OF THE TAPE SHALL BE 35 MIL GRAY TAPE AND SHALL BE APPLIED TO THE STRUCTURE FIRST, STARTING AT THE HIGHEST POINT AND WRAPPING **1/8 LAP** TOWARDS THE BASE FOR 24". THE LOWER SECTION OF TAPE SHALL BE 20 MIL TAPE THAT WILL BE NEXT STARTING AT THE TOP AND WRAPPING **1/2 LAP** TOWARDS THE BASE OF THE POLE. THE LOWER SECTION SHALL OVERLAP THE UPPER SECTION BY AT LEAST ONE LAP. NO STRUCTURE SHALL BE EXPOSED BETWEEN LAPS.
7. POLE FINISH SHALL BE GLOSS BLACK.
8. HAND HOLE COVER SHALL USE A FLAT RUBBER GASKET SHAPED TO MATCH HAND HOLE.



DETAIL - A




DETAIL - C



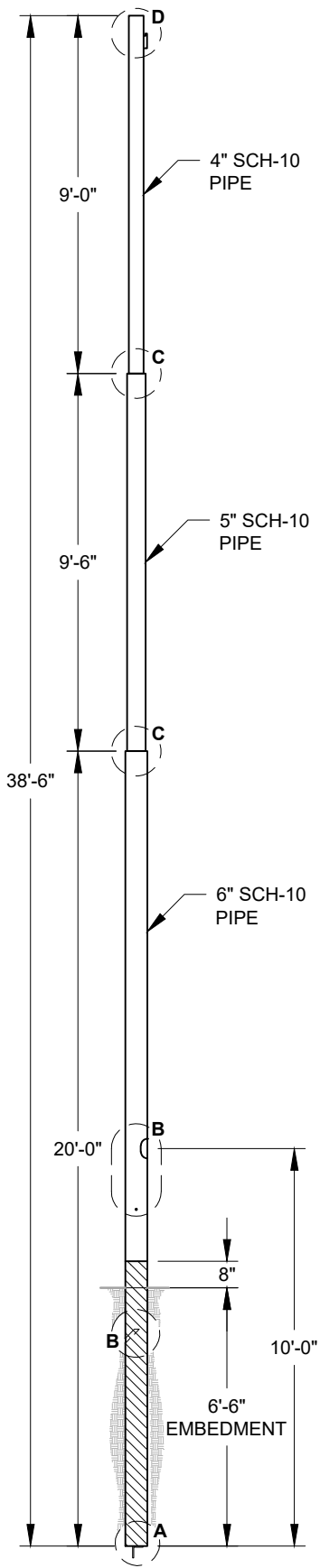
DETAIL - B

POLE ASSEMBLY

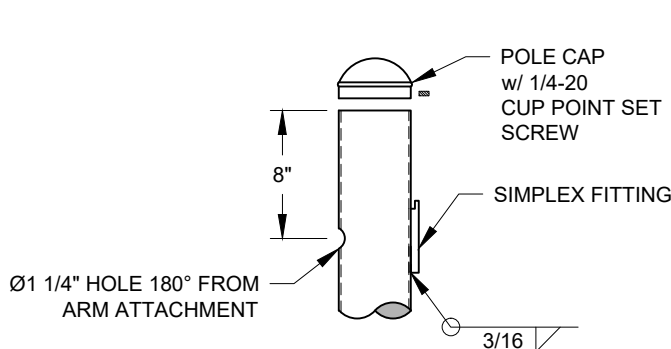
REV: -	DESC.: -	DRAWN: -	APPR: -	DATE: -
	P6 - POST TOP POLE 23'-6" GLENDALE	GLENDALE PUBLIC WORKS 6210 W Myrtle Ave # 112 Glendale, AZ 85301 PH: 623-930-2019 glendaleaz.com		DRAWN BY: JH APPR. BY: JS DATE: 10DEC2015 FILE: *POLES\GLENDALE* DWG NO. : P6 SHEET : 8 OF 34

NOTE(S):

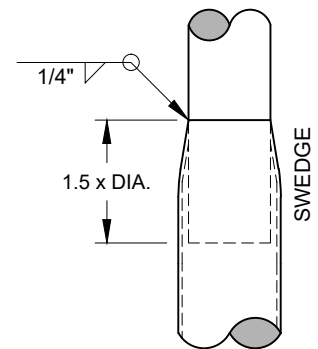
1. ALL WIRE ENTRANCE AND EXIT HOLES SHALL BE FREE OF ALL BURRS AND SHARP EDGES.
2. SOME HIDDEN LINES NOT SHOWN FOR CLARITY.
3. DRAWING NOT TO SCALE.
4. TAG SHALL BE PERMANENTLY ATTACHED AND INCLUDE: DATE MANUFACTURED, MANUFACTURER AND DRAWING NUMBER.
5. MATERIAL USED MUST BE **MILL CERTIFIED** AND **ASTM COMPLIANT** WITH A MINIMUM YIELD STRENGTH OF 42,000 PSI.
6. THE POLE IS SAND BLASTED TO A NEAR WHITE FINISH AND HOT DIPPED GALVANIZED PER ASTM A123. AFTER POLE HAS BEEN GALVANIZED THE POLE BUTT SHALL BE CONFORMABLY TAPED WITH CORROSION PROTECTION TAPE. THE UPPER SECTION OF THE TAPE SHALL BE 35 MIL GRAY TAPE AND SHALL BE APPLIED TO THE STRUCTURE FIRST, STARTING AT THE HIGHEST POINT AND WRAPPING **1/8 LAP** TOWARDS THE BASE FOR 24". THE LOWER SECTION OF TAPE SHALL BE 20 MIL TAPE THAT WILL BE NEXT STARTING AT THE TOP AND WRAPPING **1/2 LAP** TOWARDS THE BASE OF THE POLE. THE LOWER SECTION SHALL OVERLAP THE UPPER SECTION BY AT LEAST ONE LAP. NO STRUCTURE SHALL BE EXPOSED BETWEEN LAPS.
7. HAND HOLE COVER SHALL USE A FLAT RUBBER GASKET SHAPED TO MATCH HAND HOLE.



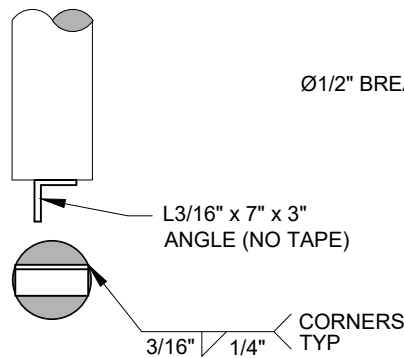

POLE ASSEMBLY



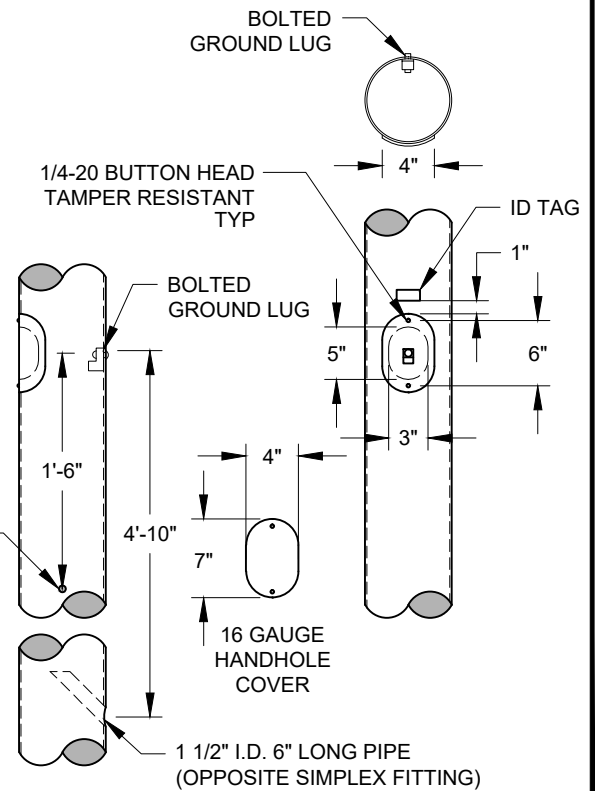
DETAIL - D



DETAIL - C



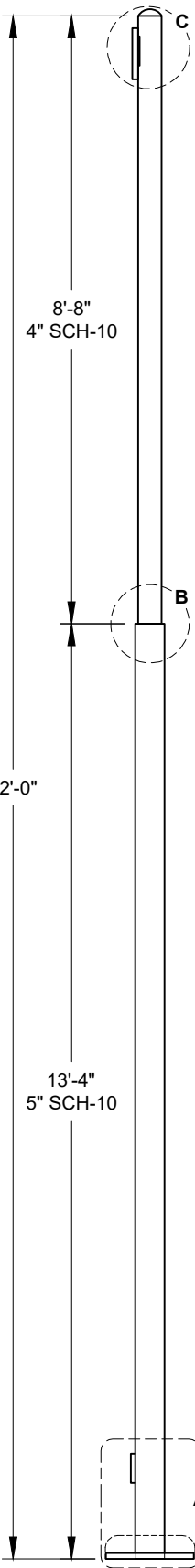
DETAIL - A



DETAIL - B

REV: -	DESC.: -	DRAWN: -	APPR: -	DATE: -
	<p>P7 - ARTERIAL STREETS 38'-6" STEPPED ROUND USE w/ A4 ON 59TH AVE & A5 ARM GLENDALE</p>	<p>GLENDALE PUBLIC WORKS 6210 W Myrtle Ave # 112 Glendale, AZ 85301 PH: 623-930-2019 glendaleaz.com</p>	<p>DRAWN BY: JH APPR. BY: JS DATE: 07DEC2015 FILE: \\POLES\GLENDALE* DWG NO. : P7 SHEET : 9 OF 34</p>	



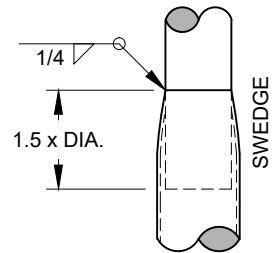
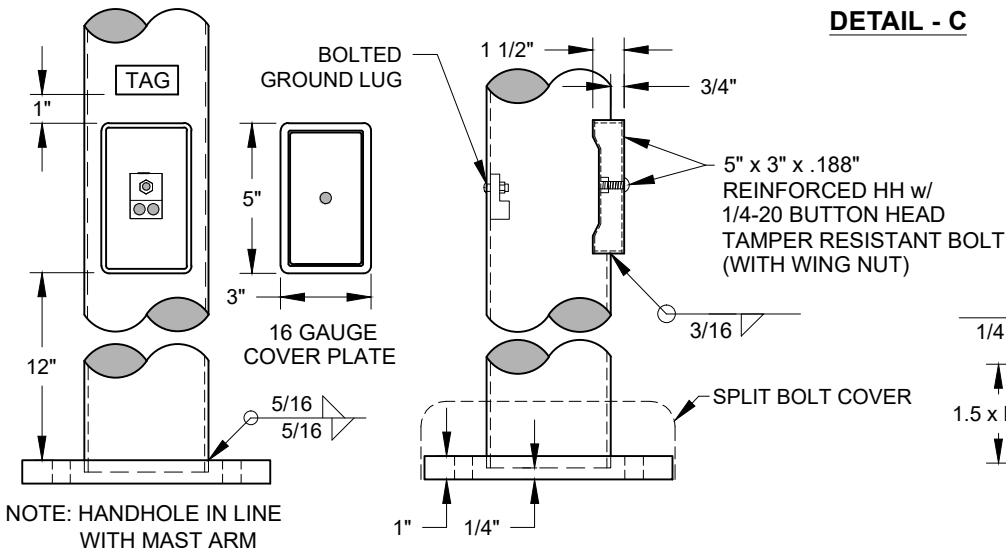
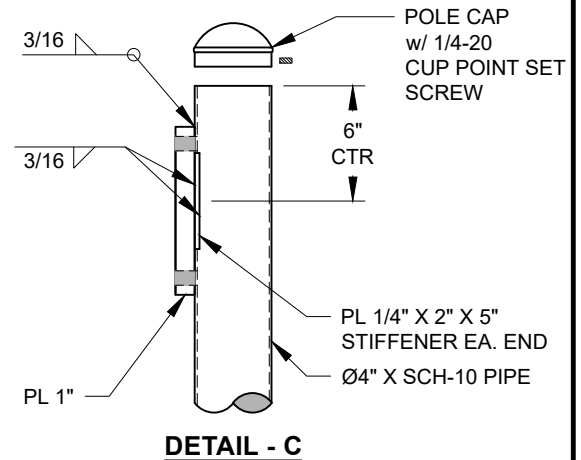
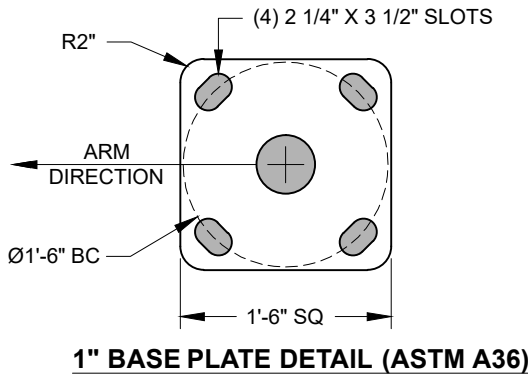
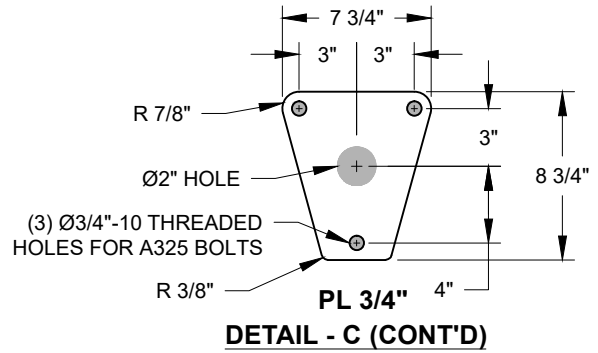


NOTE(S):

1. ALL WIRE ENTRANCE AND EXIT HOLES SHALL BE FREE OF ALL BURRS AND SHARP EDGES.
2. SOME HIDDEN LINES NOT SHOWN FOR CLARITY.
3. DRAWING NOT TO SCALE.
4. TAG SHALL BE PERMANENTLY ATTACHED AND INCLUDE: DATE MANUFACTURED, MANUFACTURER AND DRAWING NUMBER.
5. MATERIAL USED MUST BE **MILL CERTIFIED AND ASTM COMPLIANT** WITH A MINIMUM YIELD STRENGTH OF 42,000 PSI.
6. POLE SHALL BE SAND BLASTED TO NEAR WHITE FINISH AND HOT DIPPED GALVANIZED PER ASTM A123.
7. FOR FOUNDATION DETAIL, SEE CITY OF GLENDALE TRAFFIC SIGNAL DETAIL T3-2.
8. BASE PLATE TO BE INSTALLED ONTO 36" DIAMETER CONCRETE PIER (MIN).
9. HAND HOLE COVER SHALL USE A FLAT RUBBER GASKET SHAPED TO MATCH HAND HOLE.




Expires: 03/31/2024



POLE ASSEMBLY

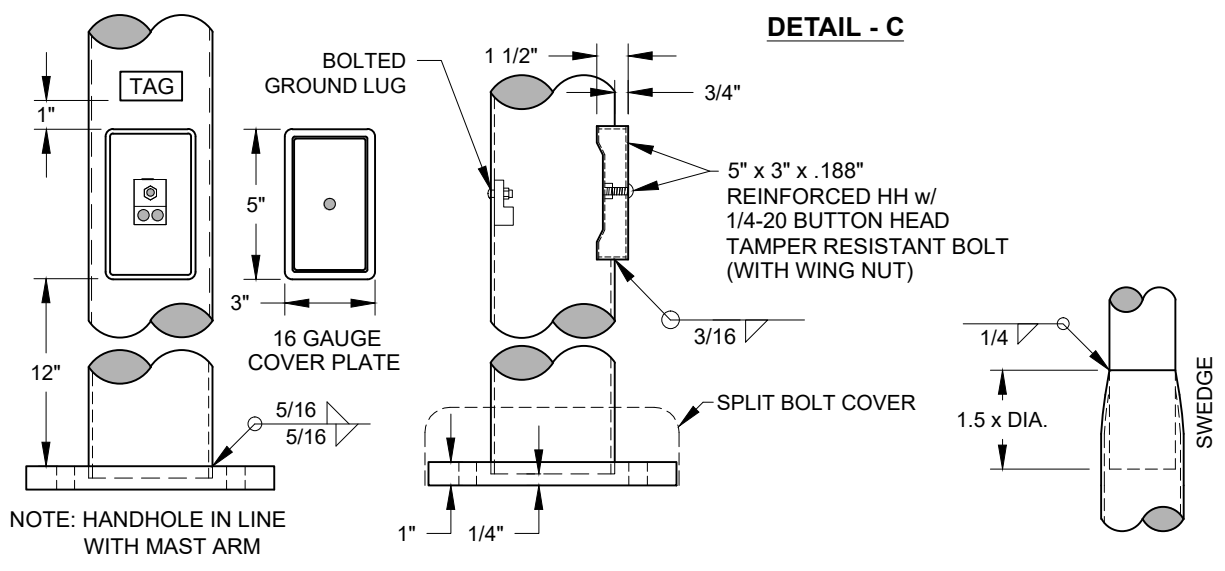
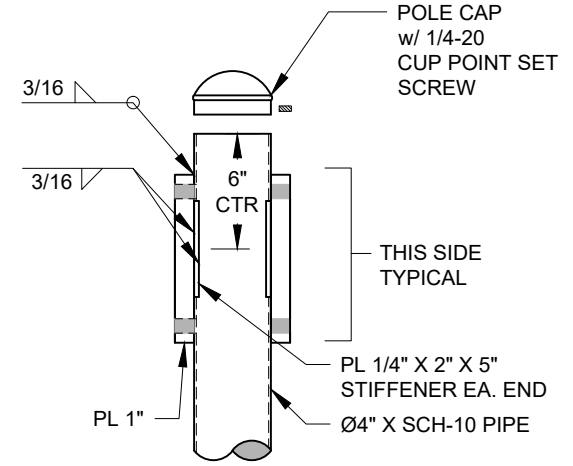
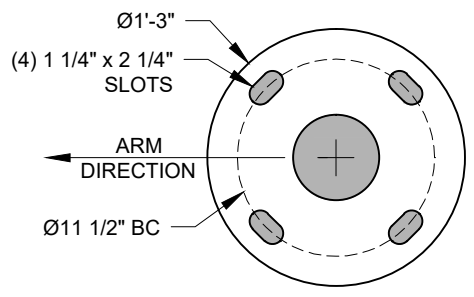
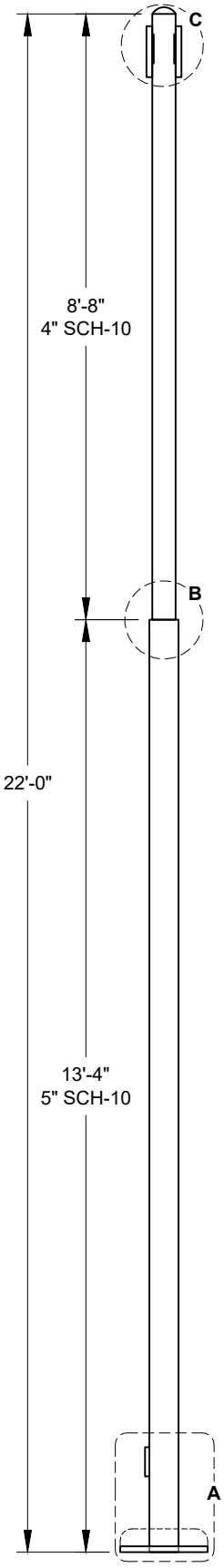
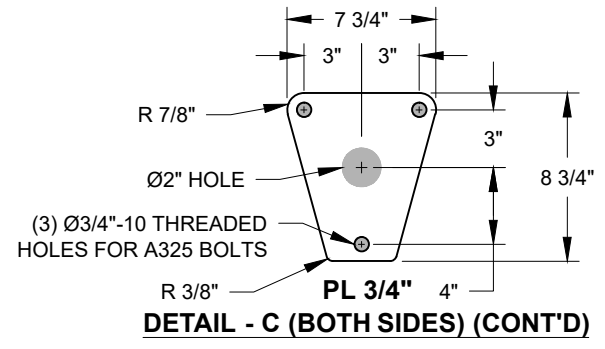
DETAIL - A

DETAIL - B

REV: -	DESC.: -	DRAWN: -	APPR: -	DATE: -
 <p>P8 - POLE FOR TRAFFIC SIGNAL BASE 22'-0" STEPPED ROUND POLE USE w/ A6 ARM GLENDALE</p>		<p>GLENDALE PUBLIC WORKS 6210 W Myrtle Ave # 112 Glendale, AZ 85301 PH: 623-930-2019 glendaleaz.com</p>		<p>DRAWN BY: JH APPR. BY: JS DATE: 07DEC2015 FILE: *POLES\GLENDALE* DWG NO. : P8 SHEET : 10 OF 34</p>

NOTE(S):

1. ALL WIRE ENTRANCE AND EXIT HOLES SHALL BE FREE OF ALL BURRS AND SHARP EDGES.
2. SOME HIDDEN LINES NOT SHOWN FOR CLARITY.
3. DRAWING NOT TO SCALE.
4. TAG SHALL BE PERMANENTLY ATTACHED AND INCLUDE: DATE MANUFACTURED, MANUFACTURER AND DRAWING NUMBER.
5. MATERIAL USED MUST BE **MILL CERTIFIED** AND **ASTM COMPLIANT** WITH A MINIMUM YIELD STRENGTH OF 42,000 PSI.
6. POLE SHALL BE SAND BLASTED TO NEAR WHITE FINISH AND HOT DIPPED GALVANIZED PER ASTM A123.
7. ANCHOR BOLTS ARE FABRICATED FROM HOT-ROLLED CARBON STEEL BAR PER ASTM A36. EACH BOLT HAS "L" BEND ON ONE END AND A MINIMUM 4" THREAD ON THE OTHER w/ 2 NUTS AND 2 WASHERS (ASSEMBLED). HOT DIPPED GALVANIZED PER ASTM A153.
8. HAND HOLE COVER SHALL USE A FLAT RUBBER GASKET SHAPED TO MATCH HAND HOLE.



POLE ASSEMBLY

DETAIL - A

DETAIL - B

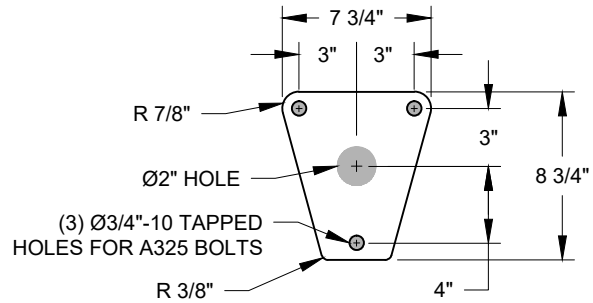
REV: -	DESC.: -	DRAWN: -	APPR: -	DATE: -
<p>P9 (MIDWESTERN UNIVERSITY) 22'-0" STEPPED ROUND POLE USE w/ A6 ARM GLENDALE</p>		<p>GLENDALE PUBLIC WORKS 6210 W Myrtle Ave # 112 Glendale, AZ 85301 PH: 623-930-2019 glendaleaz.com</p>		<p>DRAWN BY: JH APPR. BY: JS DATE: 07DEC2015 FILE: *POLES\GLENDALE* DWG NO. : P9 SHEET : 11 OF 34</p>

NOTE(S):

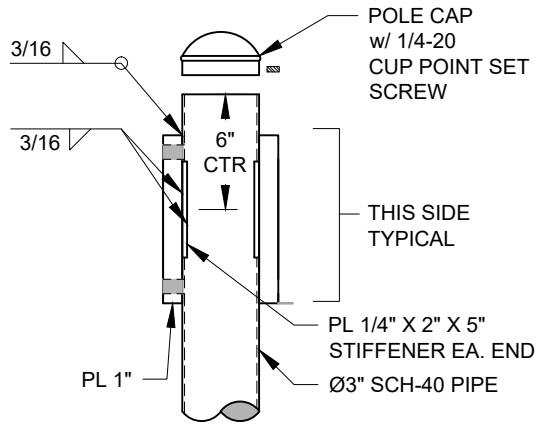
1. ALL WIRE ENTRANCE AND EXIT HOLES SHALL BE FREE OF ALL BURRS AND SHARP EDGES.
2. SOME HIDDEN LINES NOT SHOWN FOR CLARITY.
3. DRAWING NOT TO SCALE.
4. TAG SHALL BE PERMANENTLY ATTACHED AND INCLUDE: DATE MANUFACTURED, MANUFACTURER & DRAWING NUMBER.
5. MATERIAL USED MUST BE **MILL CERTIFIED** AND **ASTM COMPLIANT** WITH A MINIMUM YIELD STRENGTH OF 42,000 PSI.
6. POLE SHALL BE SAND BLASTED TO NEAR WHITE FINISH AND HOT DIPPED GALVANIZED PER ASTM A123.
7. ANCHOR BOLTS ARE FABRICATED FROM HOT-ROLLED CARBON STEEL BAR PER ASTM A36. EACH BOLT HAS "L" BEND ON ONE END AND A MINIMUM 4" THREAD ON THE OTHER w/ 2 NUTS AND 2 WASHERS (ASSEMBLED). HOT DIPPED GALVANIZED PER ASTM A153.
8. POLE TO BE INSTALLED ONTO DRILLED PIER 7'-6" DEEP (MIN).
9. HAND HOLE COVER SHALL USE A FLAT RUBBER GASKET SHAPED TO MATCH HAND HOLE.



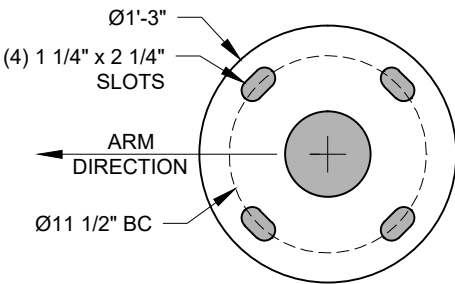
EXPIRES 3/31/2021



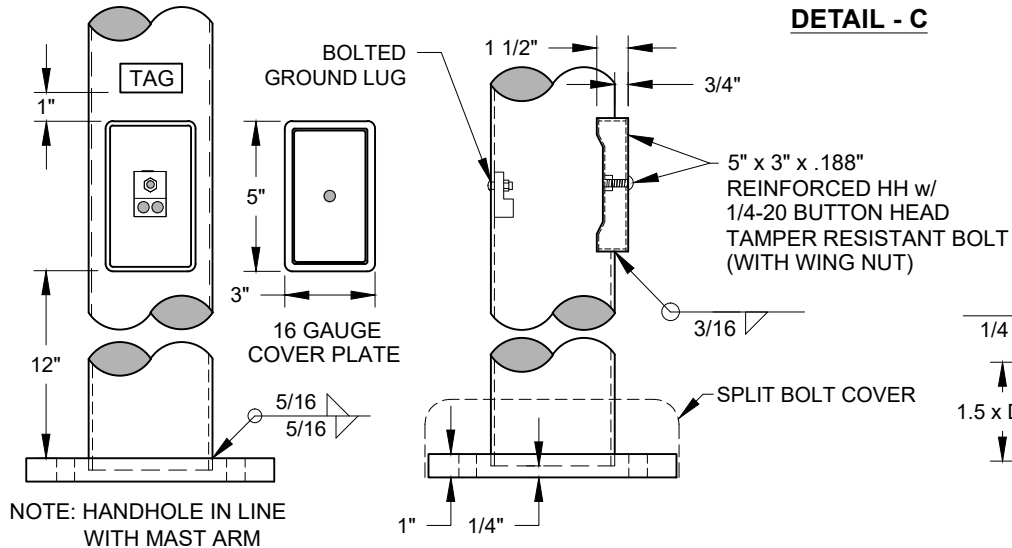
PL 3/4
DETAIL - C (BOTH SIDES) (CONT'D)



DETAIL - C

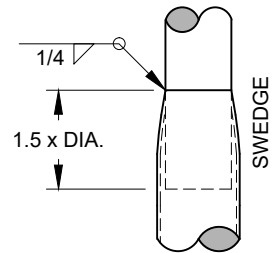


1" BASE PLATE DETAIL (ASTM A36)

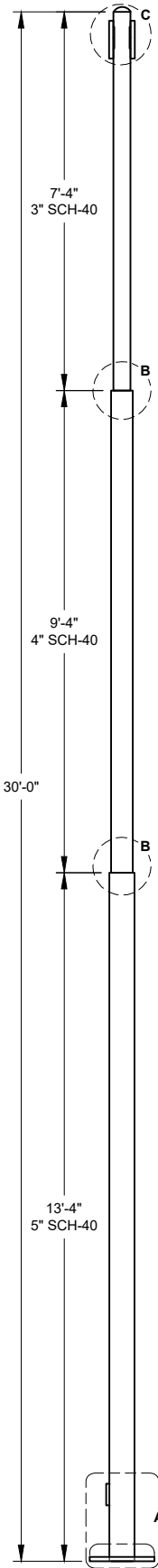


NOTE: HANDHOLE IN LINE WITH MAST ARM

DETAIL - A



DETAIL - B



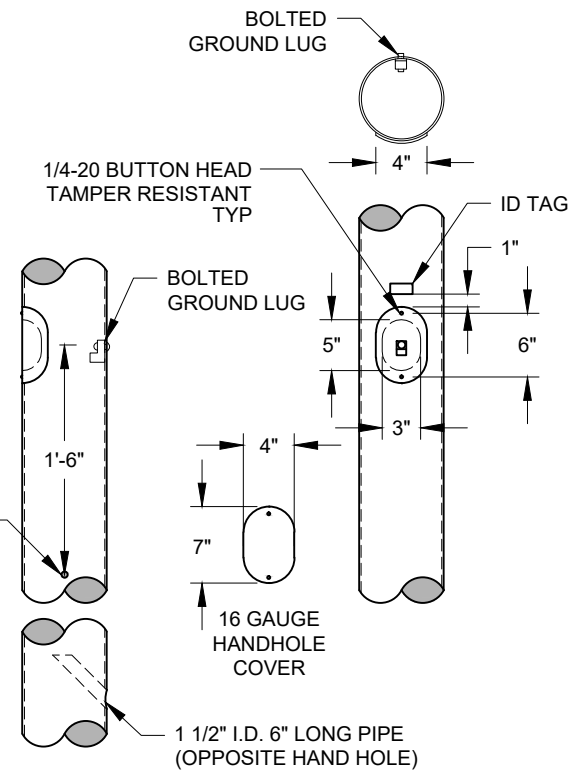
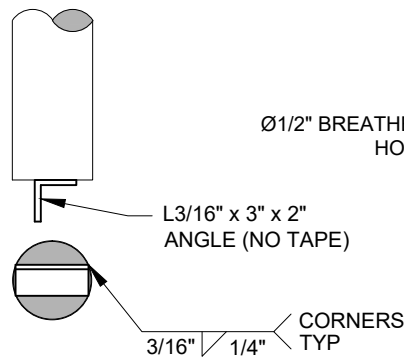
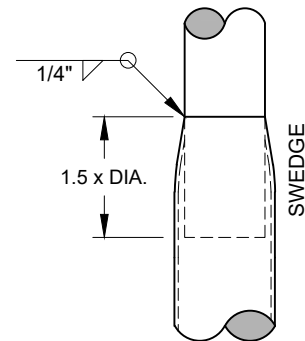
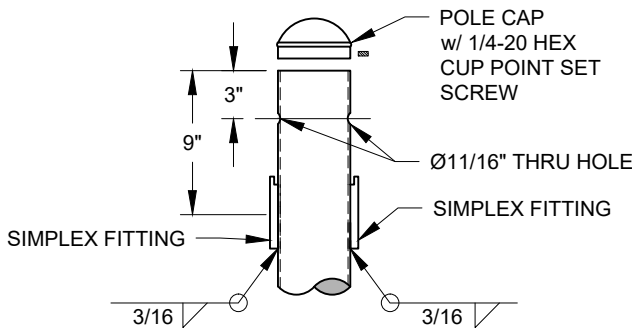
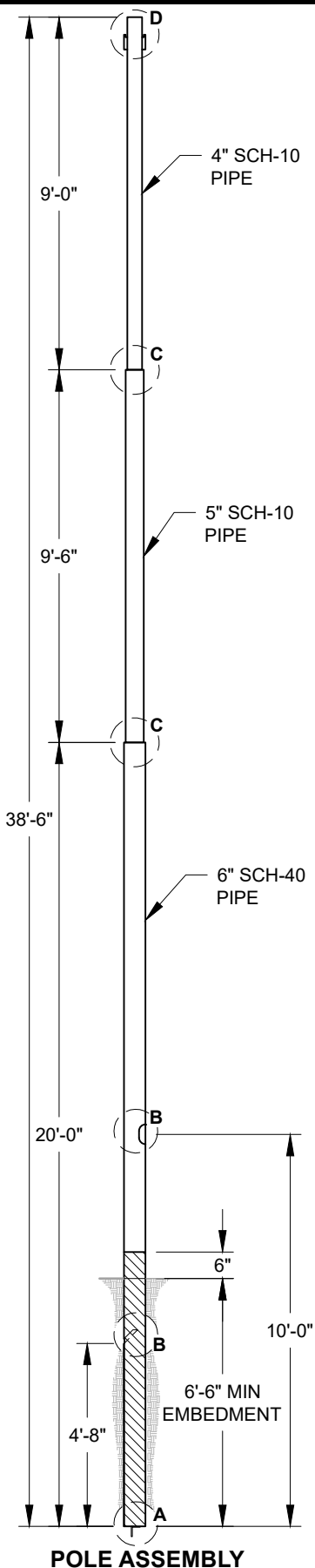
POLE ASSEMBLY


REV: -	DESC.: -	DRAWN: -	APPR: -	DATE: -
	P10 - ARTERIAL MEDIAN 30' STEPPED ROUND FOR DOUBLE ARM USE w/ A8 ARM GLENDALE	GLENDALE PUBLIC WORKS 6210 W Myrtle Ave # 112 Glendale, AZ 85301 PH: 623-930-2019 glendaleaz.com		DRAWN BY: JH APPR. BY: JS DATE: 10DEC2015 FILE: *POLES\GLENDALE* DWG NO. : P10 SHEET : 12 OF 34

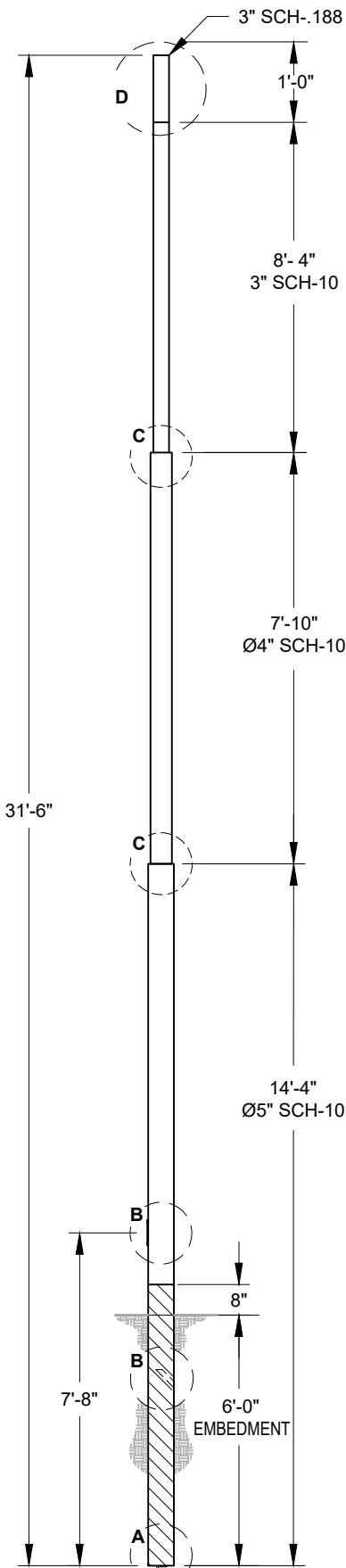


NOTE(S):

1. ALL WIRE ENTRANCE AND EXIT HOLES SHALL BE FREE OF ALL BURRS AND SHARP EDGES.
2. SOME HIDDEN LINES NOT SHOWN FOR CLARITY.
3. DRAWING NOT TO SCALE.
4. TAG SHALL BE PERMANENTLY ATTACHED AND INCLUDE: DATE MANUFACTURED, MANUFACTURER AND DRAWING NUMBER.
5. MATERIAL USED MUST BE **MILL CERTIFIED AND ASTM COMPLIANT** WITH A MINIMUM YIELD STRENGTH OF 42,000 PSI.
6. THE POLE IS SAND BLASTED TO A NEAR WHITE FINISH AND HOT DIPPED GALVANIZED PER ASTM A123. AFTER POLE HAS BEEN GALVANIZED THE POLE BUTT SHALL BE CONFORMABLY TAPED WITH CORROSION PROTECTION TAPE. THE UPPER SECTION OF THE TAPE SHALL BE 35 MIL GRAY TAPE AND SHALL BE APPLIED TO THE STRUCTURE FIRST, STARTING AT THE HIGHEST POINT AND WRAPPING **1/8 LAP** TOWARDS THE BASE FOR 24". THE LOWER SECTION OF TAPE SHALL BE 20 MIL TAPE THAT WILL BE NEXT STARTING AT THE TOP AND WRAPPING **1/2 LAP** TOWARDS THE BASE OF THE POLE. THE LOWER SECTION SHALL OVERLAP THE UPPER SECTION BY AT LEAST ONE LAP. NO STRUCTURE SHALL BE EXPOSED BETWEEN LAPS.
7. HAND HOLE COVER SHALL USE A FLAT RUBBER GASKET SHAPED TO MATCH HAND HOLE.

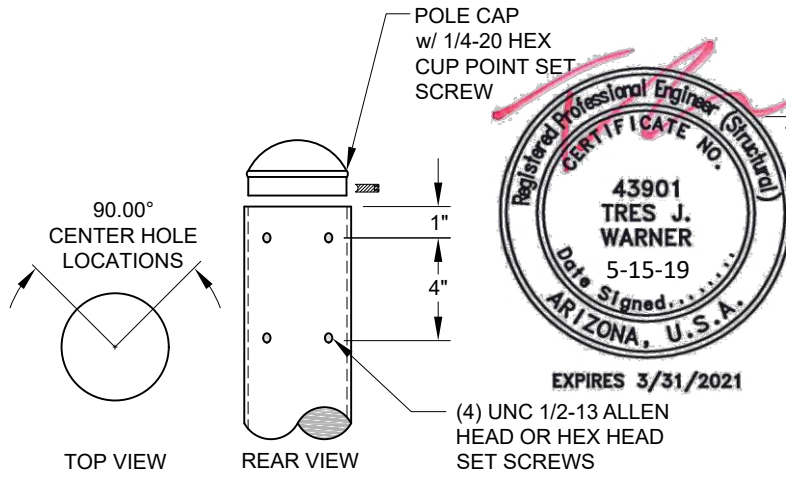


REV: -	DESC.: -	DRAWN: -	APPR: -	DATE: -
 <p>P11 - FOR DOUBLE ARM LOCATIONS 38'-6" STEPPED ROUND USE w/ A5 ARM GLENDALE</p>		<p>GLENDALE PUBLIC WORKS</p> <p>6210 W Myrtle Ave # 112 Glendale, AZ 85301 PH: 623-930-2019 glendaleaz.com</p>		<p>DRAWN BY: JH APPR. BY: JS DATE: 10DEC2015 FILE: *POLES\GLENDALE*\n DWG NO. : P11 SHEET : 13 OF 34</p>

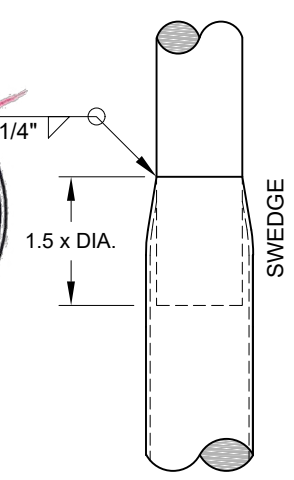


NOTE(S):

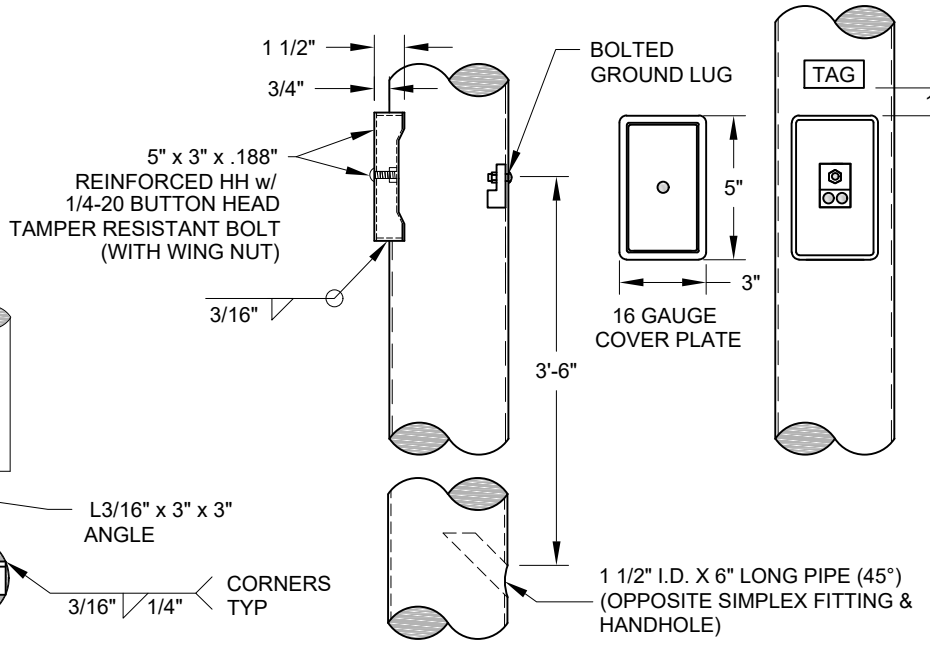
1. ALL WIRE ENTRANCE AND EXIT HOLES SHALL BE FREE OF ALL BURRS AND SHARP EDGES.
2. SOME HIDDEN LINES NOT SHOWN FOR CLARITY.
3. DRAWING NOT TO SCALE.
4. TAG SHALL BE PERMANENTLY ATTACHED AND INCLUDE: DATE MANUFACTURED, MANUFACTURER AND DRAWING NUMBER.
5. MATERIAL USED MUST BE **MILL CERTIFIED AND ASTM COMPLIANT** WITH A MINIMUM YIELD STRENGTH OF 42,000 PSI.
6. THE POLE IS SAND BLASTED TO A NEAR WHITE FINISH AND HOT DIPPED GALVANIZED PER ASTM A123. AFTER POLE HAS BEEN GALVANIZED THE POLE BUTT SHALL BE CONFORMABLY TAPED WITH CORROSION PROTECTION TAPE. THE UPPER SECTION OF THE TAPE SHALL BE 35 MIL GRAY TAPE AND SHALL BE APPLIED TO THE STRUCTURE FIRST, STARTING AT THE HIGHEST POINT AND WRAPPING **1/8 LAP** TOWARDS THE BASE FOR 24". THE LOWER SECTION OF TAPE SHALL BE 20 MIL TAPE THAT WILL BE NEXT STARTING AT THE TOP AND WRAPPING **1/2 LAP** TOWARDS THE BASE OF THE POLE. THE LOWER SECTION SHALL OVERLAP THE UPPER SECTION BY AT LEAST ONE LAP. NO STRUCTURE SHALL BE EXPOSED BETWEEN LAPS.
7. HAND HOLE COVER SHALL USE A FLAT RUBBER GASKET SHAPED TO MATCH HAND HOLE.
8. THIS POLE HAS BEEN DESIGNED FOR UNDERGROUND WIRING. OVERHEAD WIRING MAY RESULT IN DAMAGE TO THE POLE.



DETAIL - D



DETAIL - C



DETAIL - B

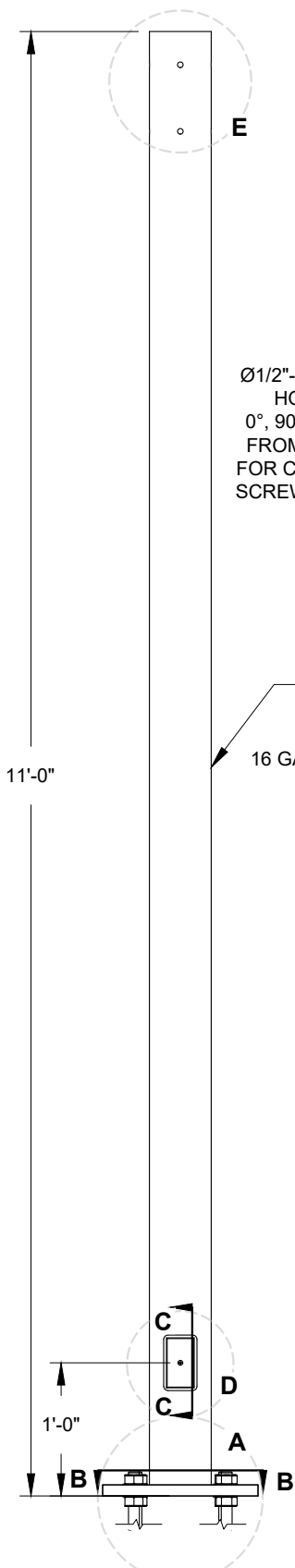
POLE ASSEMBLY

DETAIL - A

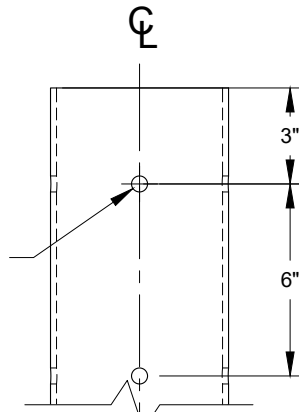
REV: -	DESC.: -	DRAWN: -	APPR: -	DATE: -
	P12 - RESIDENTIAL MEDIAN POLE 31'-6" STEPPED ROUND USE w/ A9 ARM ALONG PALO VERDE WEST OF 51ST AVE GLENDALE	GLENDALE PUBLIC WORKS 6210 W Myrtle Ave # 112 Glendale, AZ 85301 PH: 623-930-2019 glendaleaz.com	DRAWN BY: JH/RM APPR. BY: JS DATE: 15MAY2019 FILE: *POLES\GLENDALE** DWG NO. : P12 SHEET : 14 OF 34	

NOTE(S):

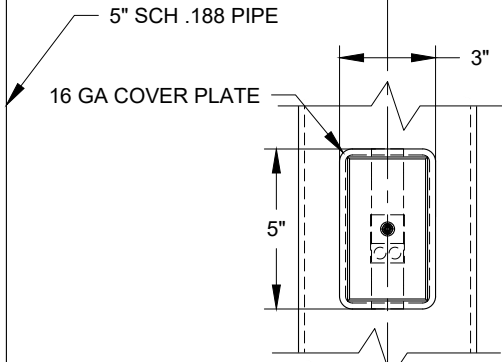
1. ALL WIRE ENTRANCE AND EXIT HOLES SHALL BE FREE OF ALL BURRS AND SHARP EDGES.
2. SOME HIDDEN LINES NOT SHOWN FOR CLARITY.
3. DRAWING NOT TO SCALE.
4. TAG SHALL BE PERMANENTLY ATTACHED AND INCLUDE: DATE MANUFACTURED, MANUFACTURER AND DRAWING NUMBER.
5. MATERIAL USED MUST BE **MILL CERTIFIED AND ASTM COMPLIANT** WITH A MINIMUM YIELD STRENGTH OF 46,000 PSI.
6. POLE SHALL BE SAND BLASTED TO NEAR WHITE FINISH AND HOT DIPPED GALVANIZED PER ASTM A123.
7. ANCHOR BOLTS ARE FABRICATED FROM HOT-ROLLED CARBON STEEL BAR PER ASTM A36. EACH BOLT HAS "L" BEND ON ONE END AND A MINIMUM 4" THREAD ON THE OTHER w/ 2 NUTS AND 2 WASHERS (ASSEMBLED). HOT DIPPED GALVANIZED PER ASTM A153.
8. HAND HOLE COVER SHALL USE A FLAT RUBBER GASKET SHAPED TO MATCH HAND HOLE.
9. POLE HAS BEEN DESIGNED FOR UNDERGROUND WIRING. OVERHEAD WIRING MAY RESULT IN DAMAGE TO THE POLE.



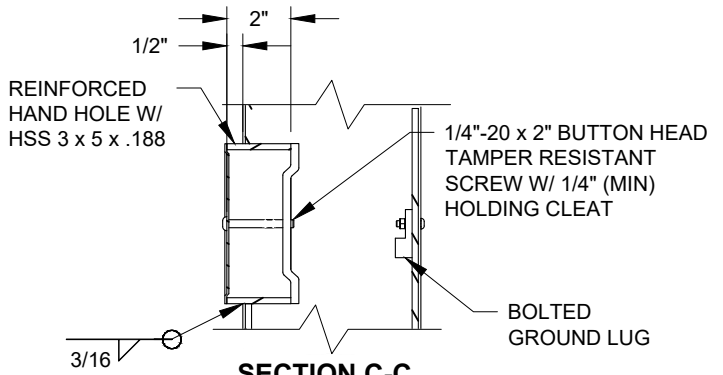
Ø1/2"-13 THREADED HOLE (8X) @ 0°, 90°, 180°, & 270° FROM HAND HOLE FOR CUP POINT SET SCREWS (1/2" LONG)



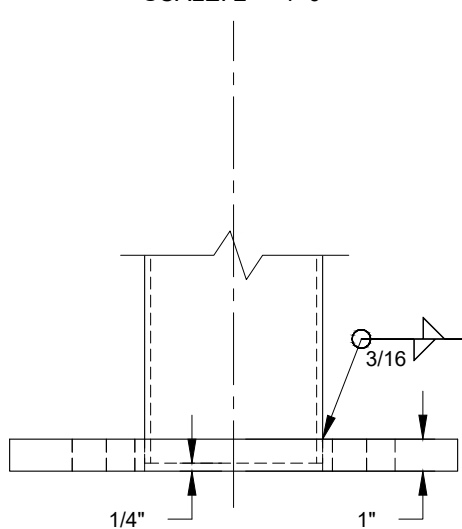
DETAIL E
SCALE: 2" = 1'-0"



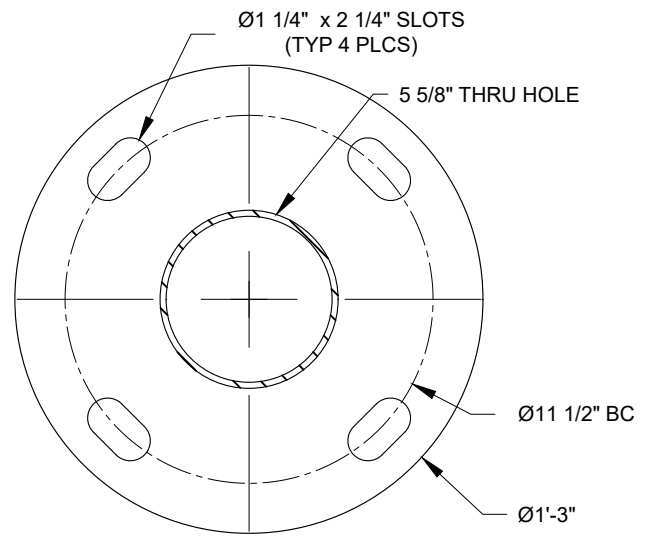
DETAIL D
SCALE: 2" = 1'-0"



SECTION C-C
SCALE: 2" = 1'-0"



DETAIL A
SCALE: 2" = 1'-0"



SECTION B-B
SCALE: 2" = 1'-0"

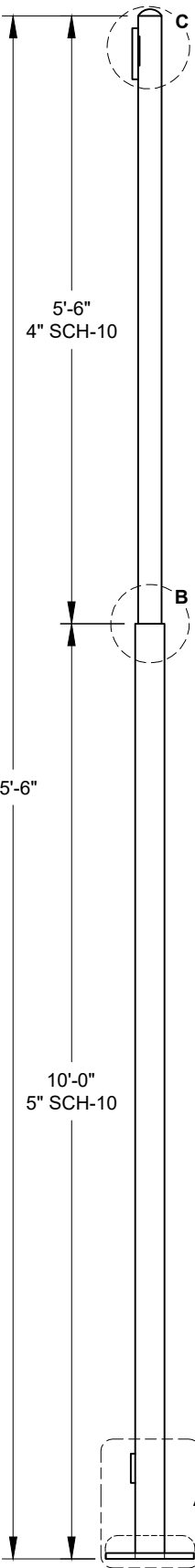
POLE ELEVATION
SCALE: 3/4" = 1'-0"



**P13 - 11'-0" GIRAFFE POLE USE W/
18'-6" x 15'-0" ANGLE ARM (A13)
ALONG GLENDALE AVE
WEST OF EL MIRAGE RD
GLENDALE**

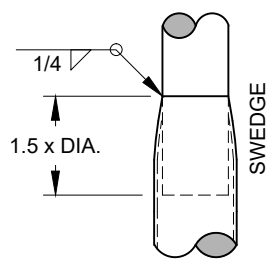
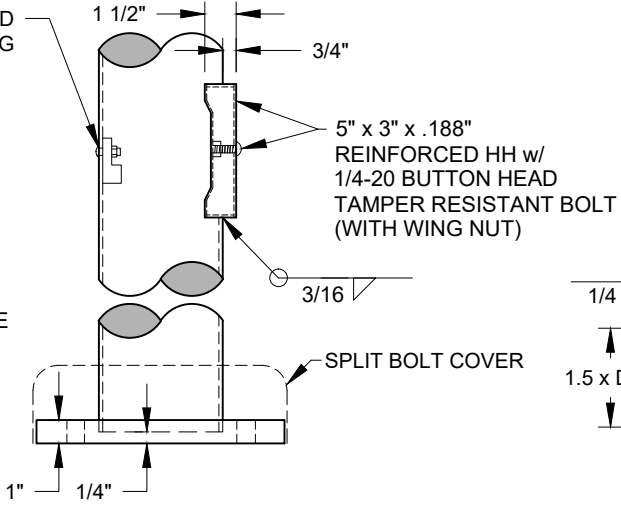
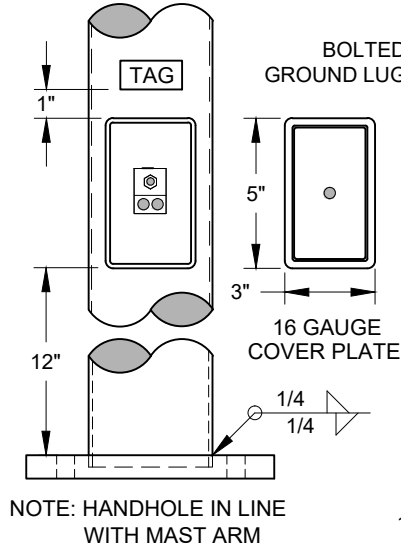
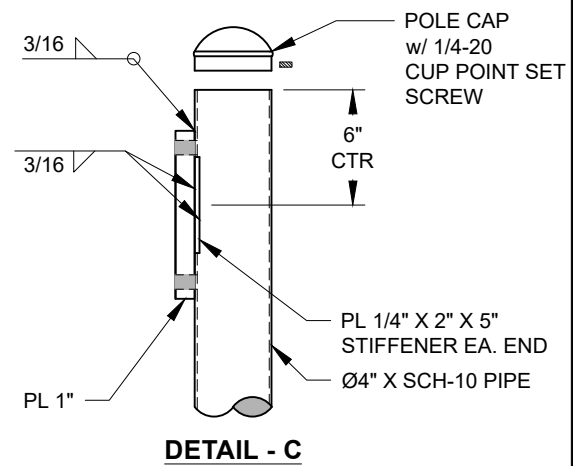
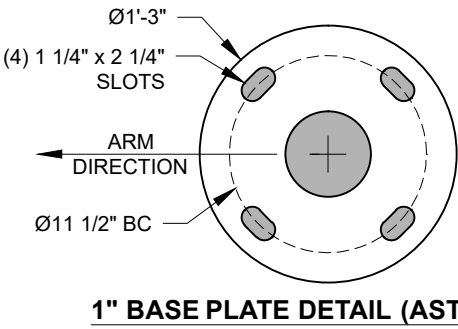
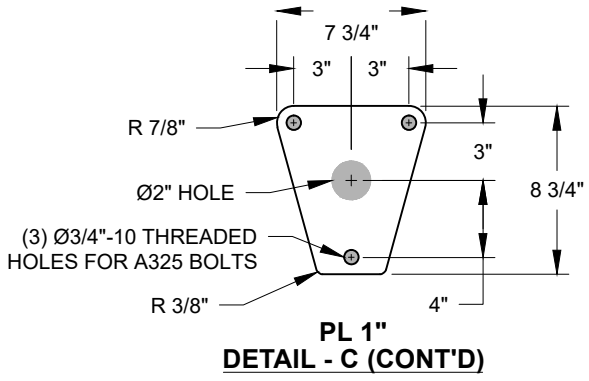

GLENDALE PUBLIC WORKS
6210 W Myrtle Ave # 112
Glendale, AZ 85301
PH: 623-930-2019
glendaleaz.com

**DRAWN BY: RM
APPR. BY: JS
DATE: 30AUG2019
FILE: *POLES\GLENDALE**
DWG NO. : P13
SHEET : 15 OF 34**



NOTE(S):

1. ALL WIRE ENTRANCE AND EXIT HOLES SHALL BE FREE OF ALL BURRS AND SHARP EDGES.
2. SOME HIDDEN LINES NOT SHOWN FOR CLARITY.
3. DRAWING NOT TO SCALE.
4. TAG SHALL BE PERMANENTLY ATTACHED AND INCLUDE: DATE MANUFACTURED, MANUFACTURER AND DRAWING NUMBER.
5. MATERIAL USED MUST BE **MILL CERTIFIED AND ASTM COMPLIANT** WITH A MINIMUM YIELD STRENGTH OF 42,000 PSI.
6. POLE SHALL BE SAND BLASTED TO NEAR WHITE FINISH AND HOT DIPPED GALVANIZED PER ASTM A123.
7. ANCHOR BOLTS ARE FABRICATED FROM HOT-ROLLED CARBON STEEL BAR PER ASTM A36. EACH BOLT HAS "L" BEND ON ONE END AND A MINIMUM 4" THREAD ON THE OTHER w/ 2 NUTS AND 2 WASHERS (ASSEMBLED). HOT DIPPED GALVANIZED PER ASTM A153.
8. HAND HOLE COVER SHALL USE A FLAT RUBBER GASKET SHAPED TO MATCH HAND HOLE.

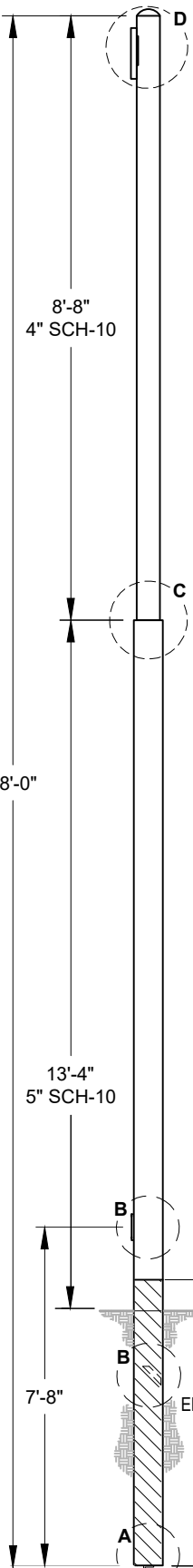


POLE ASSEMBLY

DETAIL - A

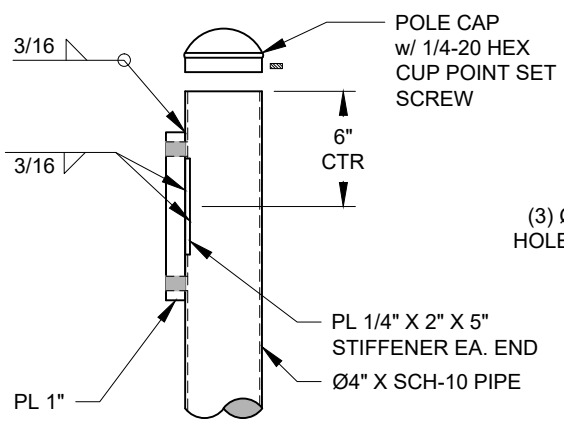
DETAIL - B

REV: -	DESC.: -	DRAWN: -	APPR: -	DATE: -
<p>P14 - 7525 W. GLENDALE AVE (MOD P1) 15'-6" STEPPED ROUND POLE USE w/ A6 ARM GLENDALE</p>		<p>GLENDALE PUBLIC WORKS 6210 W Myrtle Ave # 112 Glendale, AZ 85301 PH: 623-930-2019 glendaleaz.com</p>		<p>DRAWN BY: JH/RM APPR. BY: JS DATE: 02FEB2021 FILE: *POLES\GLENDALE* DWG NO. : P14 SHEET : 16 OF 34</p>

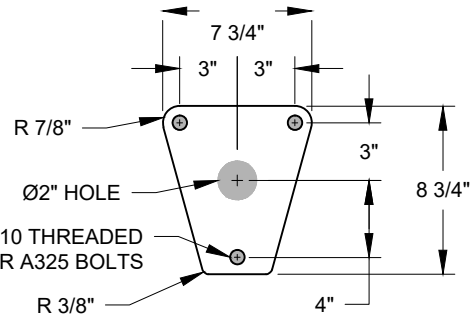


NOTE(S):

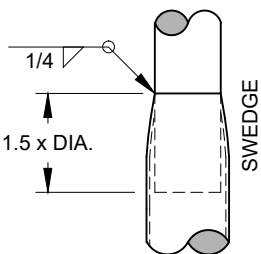
1. ALL WIRE ENTRANCE AND EXIT HOLES SHALL BE FREE OF ALL BURRS AND SHARP EDGES.
2. SOME HIDDEN LINES NOT SHOWN FOR CLARITY.
3. DRAWING NOT TO SCALE.
4. TAG SHALL BE PERMANENTLY ATTACHED AND INCLUDE: DATE MANUFACTURED, MANUFACTURER AND DRAWING NUMBER.
5. MATERIAL USED MUST BE **MILL CERTIFIED AND ASTM COMPLIANT** WITH A MINIMUM YIELD STRENGTH OF 42,000 PSI.
6. POLE SHALL BE SAND BLASTED TO NEAR WHITE FINISH AND HOT DIPPED GALVANIZED PER ASTM A123.
7. ANCHOR BOLTS ARE FABRICATED FROM HOT-ROLLED CARBON STEEL BAR PER ASTM A36. EACH BOLT HAS "L" BEND ON ONE END AND A MINIMUM 4" THREAD ON THE OTHER w/ 2 NUTS AND 2 WASHERS (ASSEMBLED). HOT DIPPED GALVANIZED PER ASTM A153.
8. HAND HOLE COVER SHALL USE A FLAT RUBBER GASKET SHAPED TO MATCH HAND HOLE.



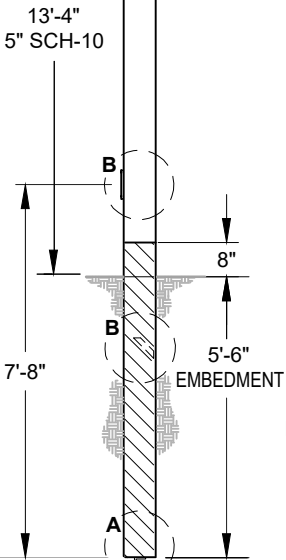
DETAIL - D



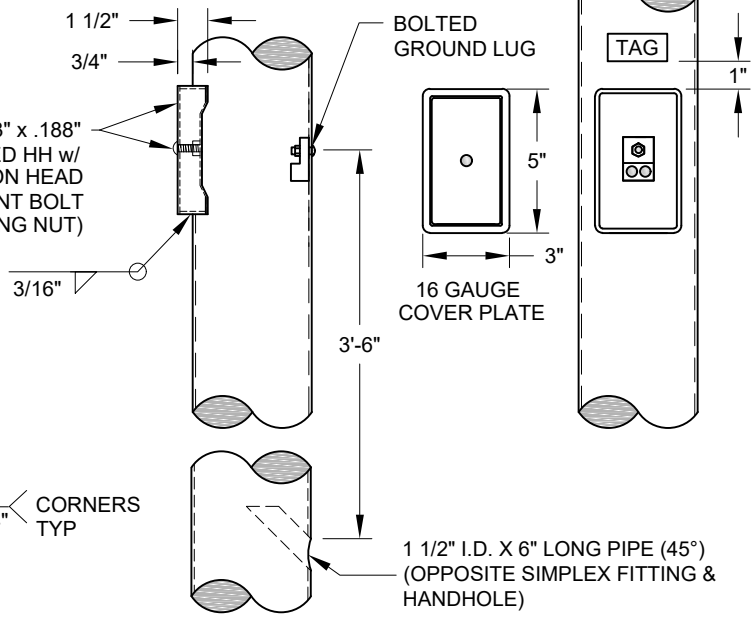
PL 1" DETAIL - D (CONT'D)



DETAIL - C



DETAIL - A



DETAIL - B

POLE ASSEMBLY

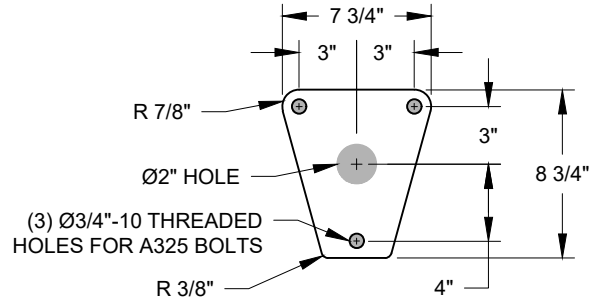
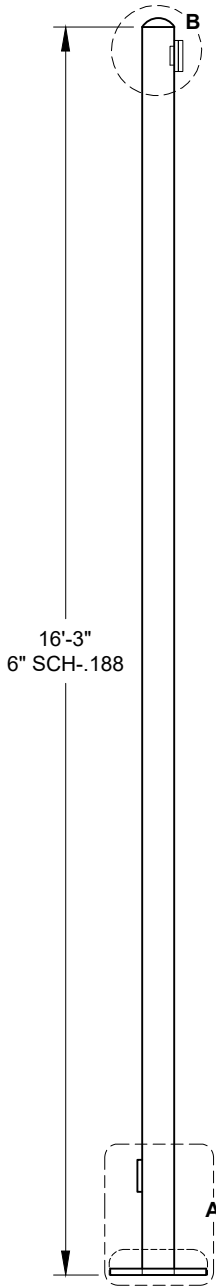
REV: -	DESC.: -	DRAWN: -	APPR: -	DATE: -
 <p>P15 - DIRECT BURY ARTERIAL POLE 28'-0" (22' AG) STEPPED ROUND POLE USE w/ A6 ARM GLENDALE</p>		<p>GLENDALE PUBLIC WORKS 6210 W Myrtle Ave # 112 Glendale, AZ 85301 PH: 623-930-2019 glendaleaz.com</p>		<p>DRAWN BY: JH/RM APPR. BY: JS DATE: 02FEB2021 FILE: *POLES\GLENDALE* DWG NO. : P15 SHEET : 17 OF 34</p>

NOTE(S):

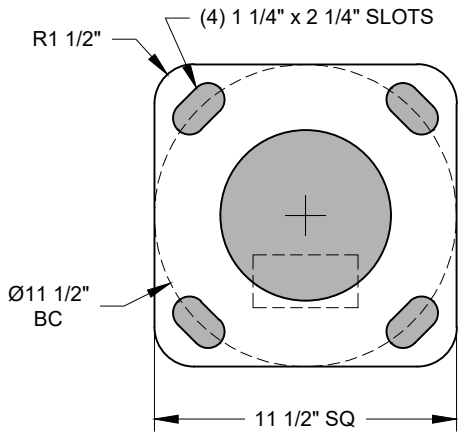
1. ALL WIRE ENTRANCE AND EXIT HOLES SHALL BE FREE OF ALL BURRS AND SHARP EDGES.
2. SOME HIDDEN LINES NOT SHOWN FOR CLARITY.
3. DRAWING NOT TO SCALE.
4. TAG SHALL BE PERMANENTLY ATTACHED AND INCLUDE: DATE MANUFACTURED, MANUFACTURER AND DRAWING NUMBER.
5. MATERIAL USED MUST BE **MILL CERTIFIED** AND **ASTM COMPLIANT** WITH A MINIMUM YIELD STRENGTH OF 42,000 PSI.
6. POLE SHALL BE SAND BLASTED TO NEAR WHITE FINISH AND HOT DIPPED GALVANIZED PER ASTM A123.
7. ANCHOR BOLTS ARE FABRICATED FROM HOT-ROLLED CARBON STEEL BAR PER ASTM A36. EACH BOLT HAS "L" BEND ON ONE END AND A MINIMUM 4" THREAD ON THE OTHER w/ 2 NUTS AND 2 WASHERS (ASSEMBLED). HOT DIPPED GALVANIZED PER ASTM A153.
8. HAND HOLE COVER SHALL USE A FLAT RUBBER GASKET SHAPED TO MATCH HAND HOLE.



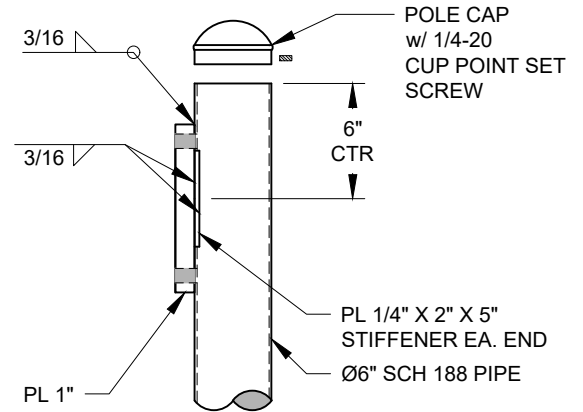
EXPIRES 3/31/2021



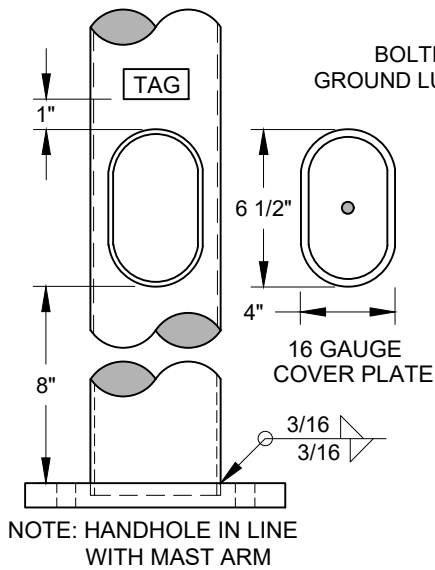
PL 1" DETAIL - B (CONT'D)



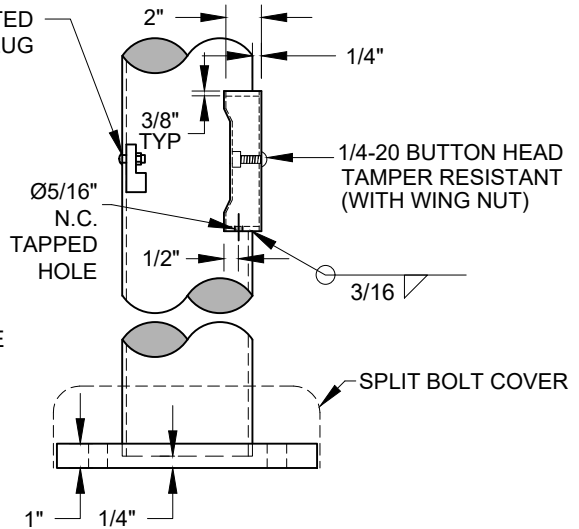
1" BASE PLATE DETAIL (ASTM A36)



DETAIL - B



DETAIL - A



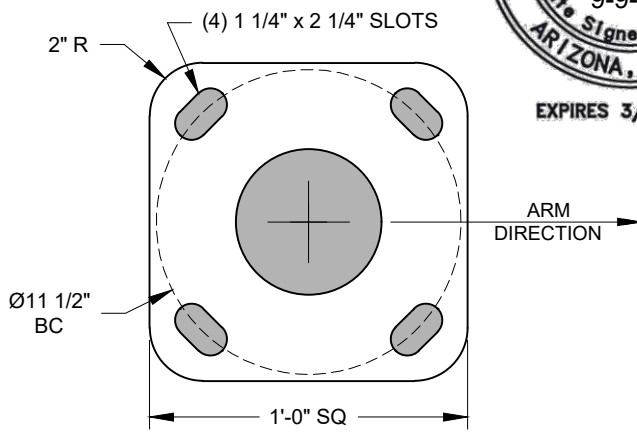
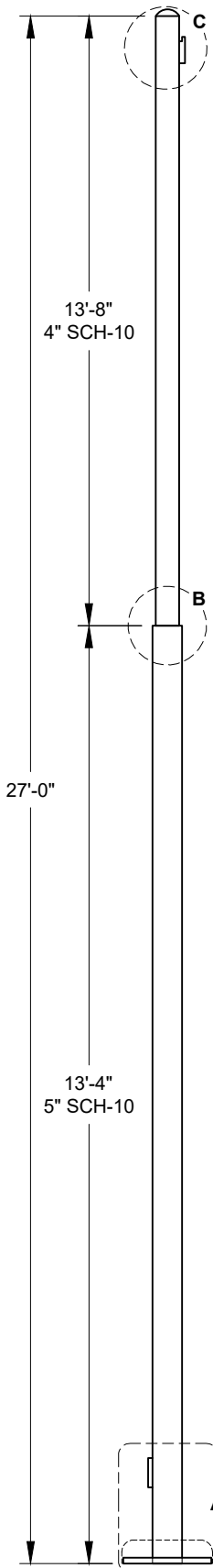
POLE ASSEMBLY

REV: -	DESC.: -	DRAWN: -	APPR: -	DATE: -
	GRAND AVE SHORT POLE - USE NEAR BRIDGE / OVERPASSES - 16'- 3" RND USE w/ GRAND AVE LONG ARM GLENDALE	GLENDALE PUBLIC WORKS 6210 W Myrtle Ave # 112 Glendale, AZ 85301 PH: 623-930-2019 glendaleaz.com		DRAWN BY: JH APPR. BY: JS DATE: 07DEC2015 FILE: *POLES\GLENDALE* DWG NO. : SHORT POLE SHEET : 18 OF 34

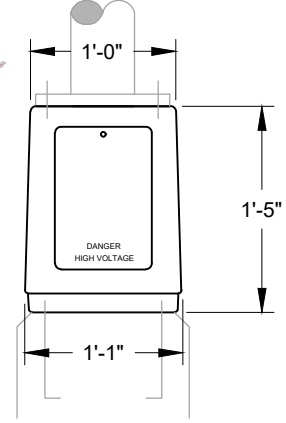


NOTE(S):

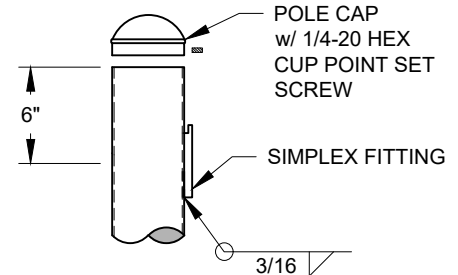
1. ALL WIRE ENTRANCE AND EXIT HOLES SHALL BE FREE OF ALL BURRS AND SHARP EDGES.
2. SOME HIDDEN LINES NOT SHOWN FOR CLARITY.
3. DRAWING NOT TO SCALE.
4. TAG SHALL BE PERMANENTLY ATTACHED AND INCLUDE: DATE MANUFACTURED, MANUFACTURER AND DRAWING NUMBER.
5. MATERIAL USED MUST BE **MILL CERTIFIED** AND **ASTM COMPLIANT** WITH A MINIMUM YIELD STRENGTH OF 42,000 PSI.
6. POLE SHALL BE SAND BLASTED TO NEAR WHITE FINISH AND HOT DIPPED GALVANIZED PER ASTM A123.
7. ANCHOR BOLTS ARE FABRICATED FROM HOT-ROLLED CARBON STEEL BAR PER ASTM A36. EACH BOLT HAS "L" BEND ON ONE END AND A MINIMUM 4" THREAD ON THE OTHER w/ 2 NUTS AND 2 WASHERS (ASSEMBLED). HOT DIPPED GALVANIZED PER ASTM A153.
8. HAND HOLE COVER SHALL USE A FLAT RUBBER GASKET SHAPED TO MATCH HAND HOLE.



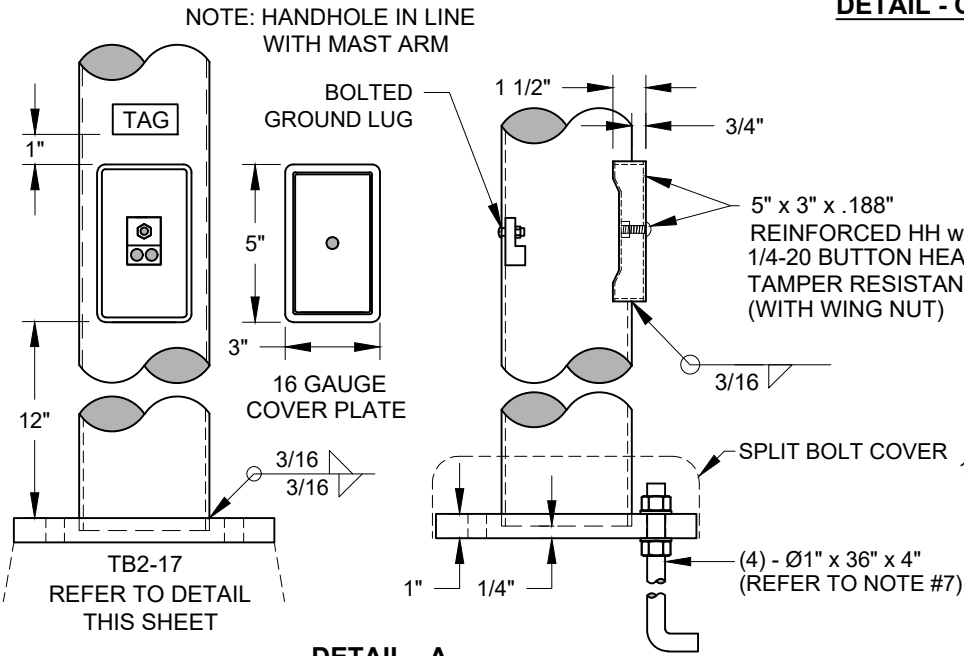
1" BASE PLATE DETAIL (ASTM A36)



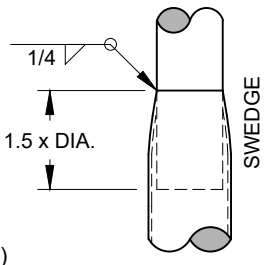
TB2-17



DETAIL - C



DETAIL - A



DETAIL - B

POLE ASSEMBLY

TB2-17 REFER TO DETAIL THIS SHEET

NOTE: HANDHOLE IN LINE WITH MAST ARM

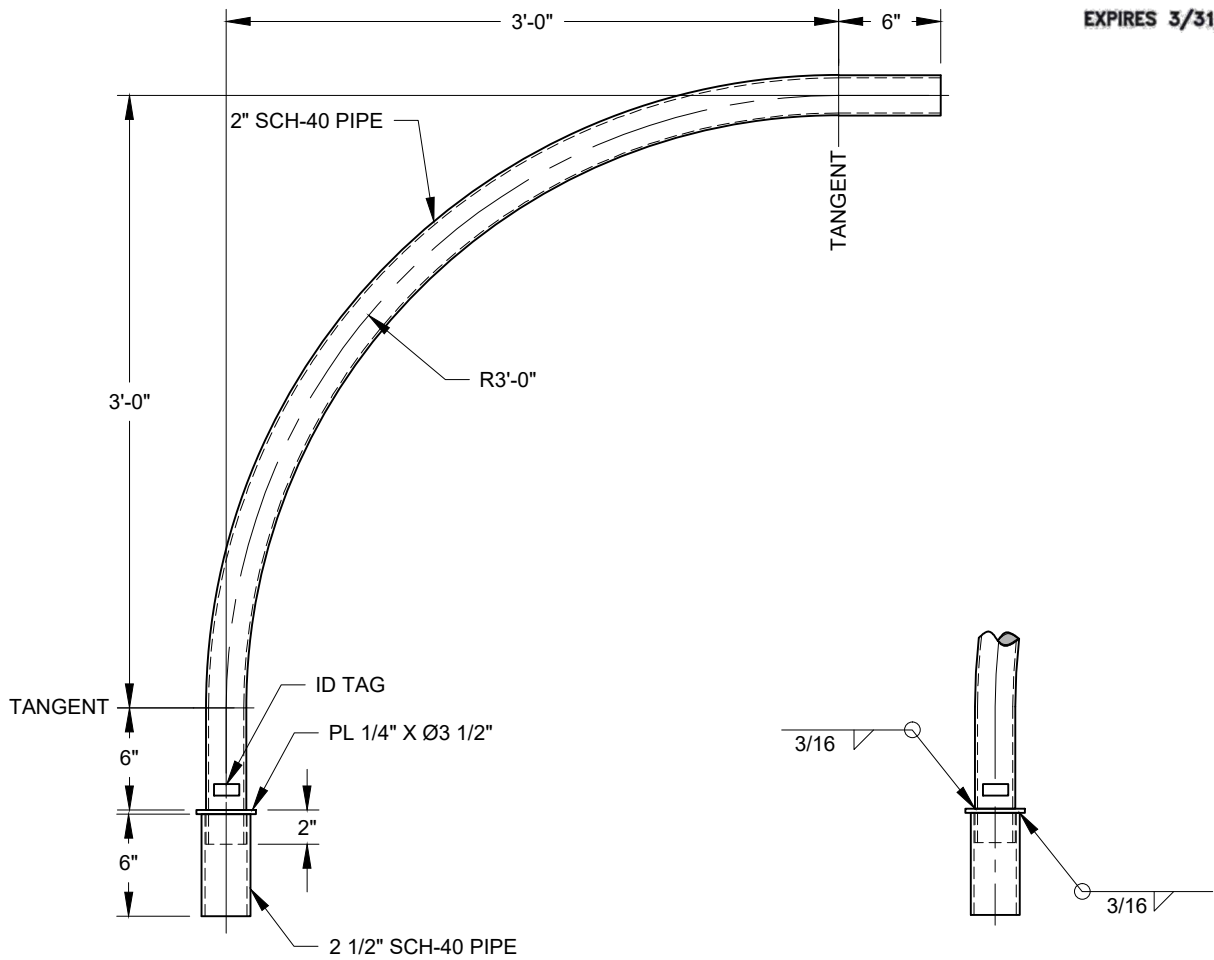
REV: -	DESC.: -	DRAWN: -	APPR: -	DATE: -
	GRAND AVE BREAK AWAY 27'-0" STEPPED ROUND USE w/ A4 ARM GLENDALE	GLENDALE PUBLIC WORKS 6210 W Myrtle Ave # 112 Glendale, AZ 85301 PH: 623-930-2019 glendaleaz.com		DRAWN BY: JH APPR. BY: JS DATE: 07DEC2015 FILE: *POLES\GLENDALE* DWG NO. : WICKENBURG SHEET : 19 OF 34

NOTE(S):

1. ALL WIRE ENTRANCE AND EXIT HOLES SHALL BE FREE OF ALL BURRS AND SHARP EDGES.
2. SOME HIDDEN LINES NOT SHOWN FOR CLARITY.
3. DRAWING NOT TO SCALE.
4. TAG SHALL BE PERMANENTLY ATTACHED AND INCLUDE: DATE MANUFACTURED, MANUFACTURER AND DRAWING NUMBER.
5. MATERIAL USED MUST BE **MILL CERTIFIED** AND **ASTM COMPLIANT** WITH A MINIMUM YIELD STRENGTH OF 42,000 PSI.
6. STEEL SHALL BE SAND BLASTED TO NEAR WHITE FINISH AND HOT DIPPED GALVANIZED PER ASTM A123.




EXPIRES 3/31/2021



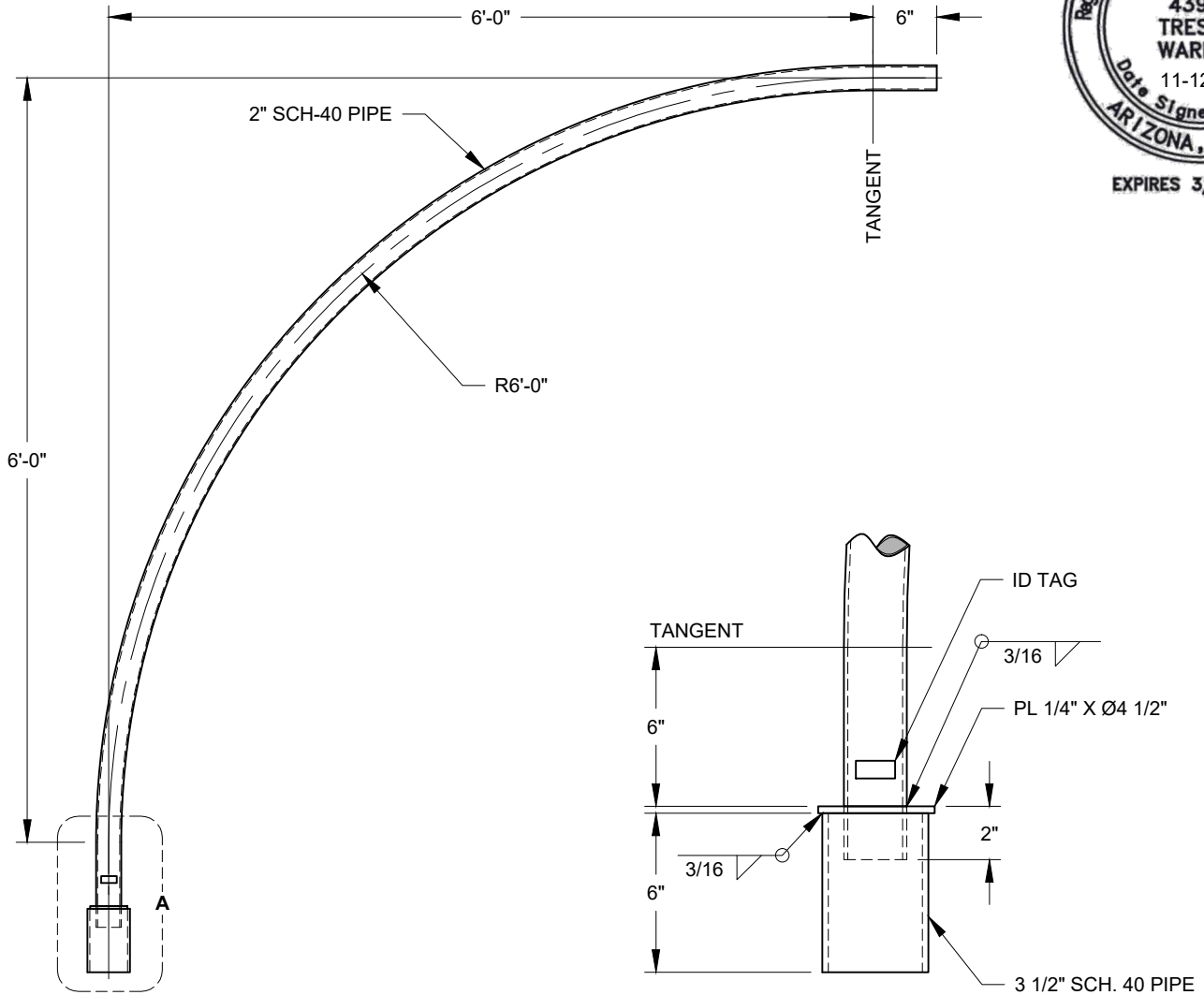
MAST ARM & ASSEMBLY
SCALE: NTS

WELDMENTS
SCALE: NTS

REV: -	DESC.: -	DRAWN: -	APPR: -	DATE: -
		A1 - USE IN SRP AREA 3' RADIUS MAST ARM USE w/ P3 POLE GLENDALE		GLENDALE PUBLIC WORKS 6210 W Myrtle Ave # 112 Glendale, AZ 85301 PH: 623-930-2019 glendaleaz.com
		DRAWN BY: JH APPR. BY: JS DATE: 11DEC2015 FILE: *POLES\GLENDALE* DWG NO. : A1 SHEET : 20 OF 34		


NOTE(S):

1. ALL WIRE ENTRANCE AND EXIT HOLES SHALL BE FREE OF ALL BURRS AND SHARP EDGES.
2. SOME HIDDEN LINES NOT SHOWN FOR CLARITY.
3. DRAWING NOT TO SCALE.
4. TAG SHALL BE PERMANENTLY ATTACHED AND INCLUDE: DATE MANUFACTURED, MANUFACTURER AND DRAWING NUMBER.
5. MATERIAL USED MUST BE **MILL CERTIFIED** AND **ASTM COMPLIANT** WITH A MINIMUM YIELD STRENGTH OF 42,000 PSI.
6. STEEL SHALL BE SAND BLASTED TO NEAR WHITE FINISH AND HOT DIPPED GALVANIZED PER ASTM A123.



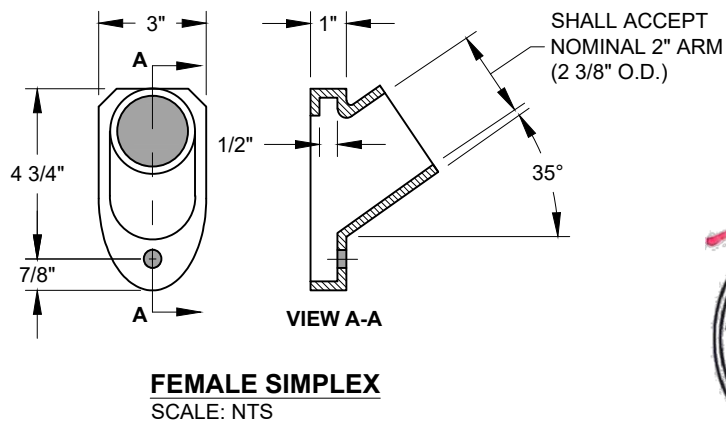
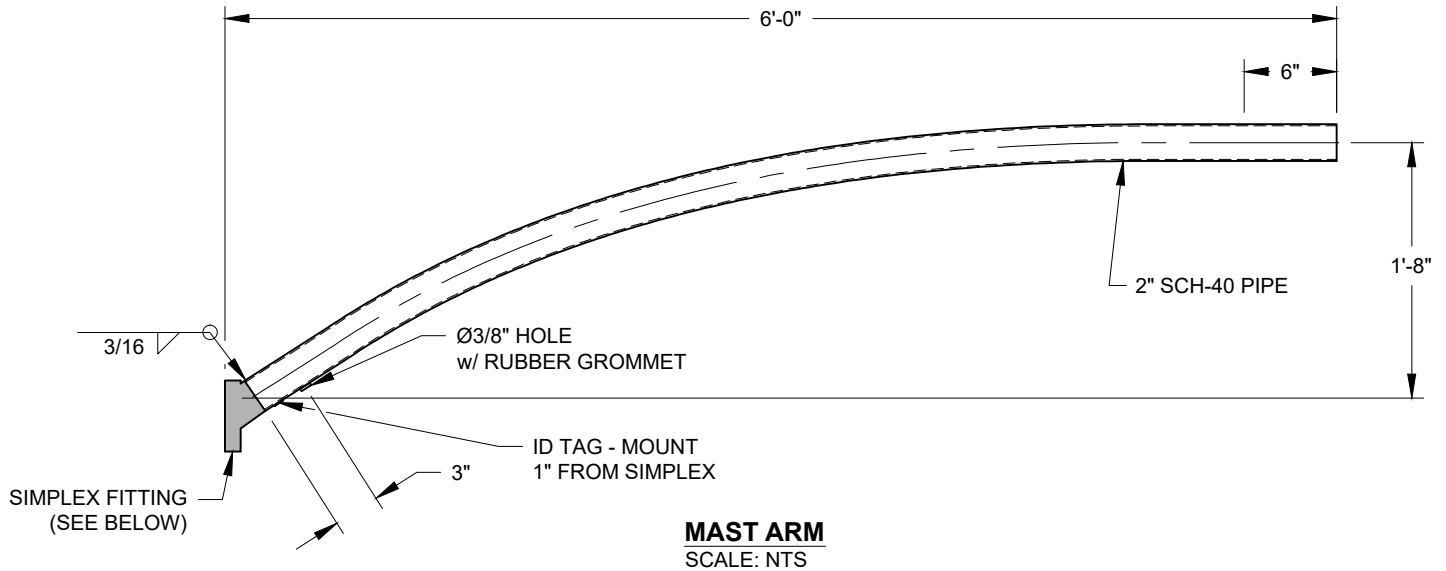
MAST ARM & ASSEMBLY
SCALE: NTS


ENLARGED - A
SCALE: NTS

REV: -	DESC.: -	DRAWN: -	APPR: -	DATE: -
	<p>A2 - USE IN SRP AREA 6' RADIUS MAST ARM USE w/ P5 POLE GLENDALE</p>	<p>GLENDALE PUBLIC WORKS 6210 W Myrtle Ave # 112 Glendale, AZ 85301 PH: 623-930-2019 glendaleaz.com</p>	<p>DRAWN BY: JH APPR. BY: JS DATE: 11DEC2015 FILE: *POLES\GLENDALE* DWG NO. : A2 SHEET : 21 OF 34</p>	

NOTE(S):

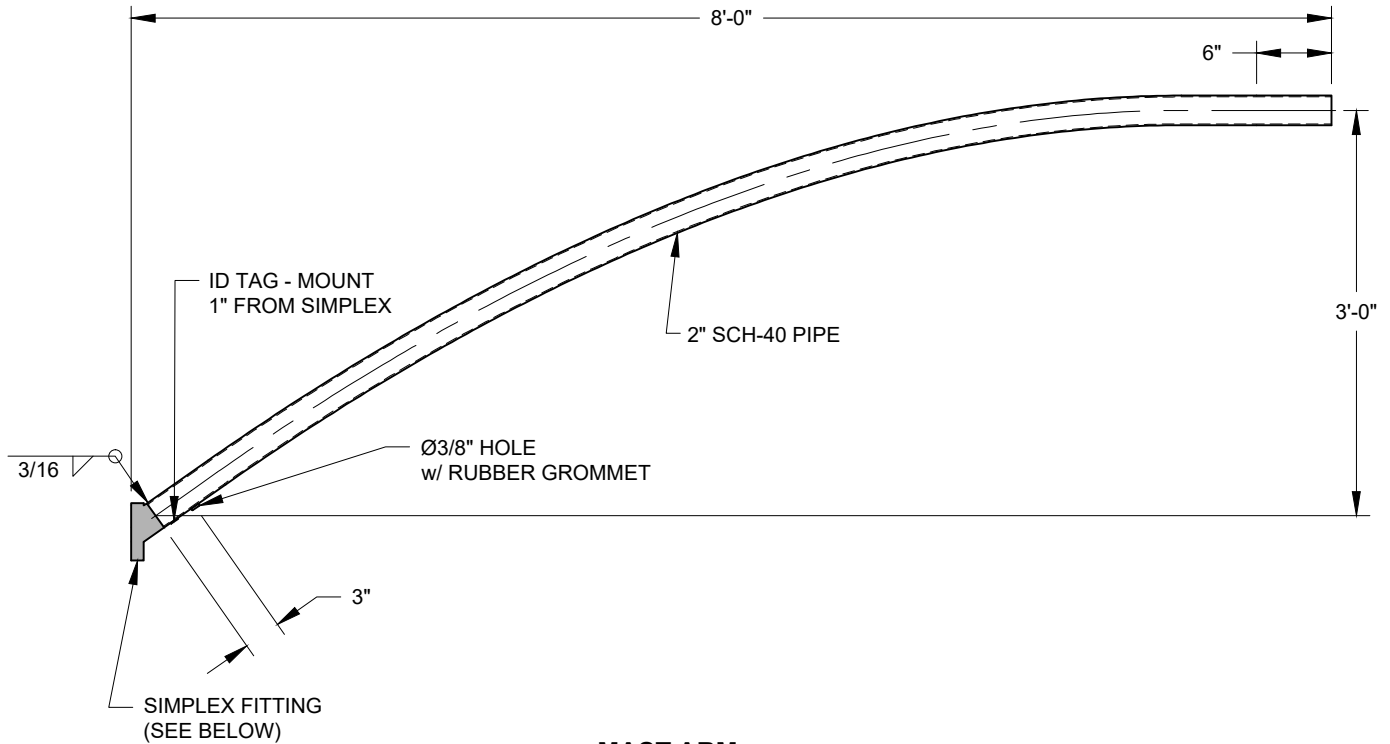
1. ALL WIRE ENTRANCE AND EXIT HOLES SHALL BE FREE OF ALL BURRS AND SHARP EDGES.
2. SOME HIDDEN LINES NOT SHOWN FOR CLARITY.
3. DRAWING NOT TO SCALE.
4. TAG SHALL BE PERMANENTLY ATTACHED AND INCLUDE: DATE MANUFACTURED, MANUFACTURER AND DRAWING NUMBER.
5. MATERIAL USED MUST BE **MILL CERTIFIED** AND **ASTM COMPLIANT** WITH A MINIMUM YIELD STRENGTH OF 42,000 PSI.
6. STEEL SHALL BE SAND BLASTED TO NEAR WHITE FINISH AND HOT DIPPED GALVANIZED PER ASTM A123.



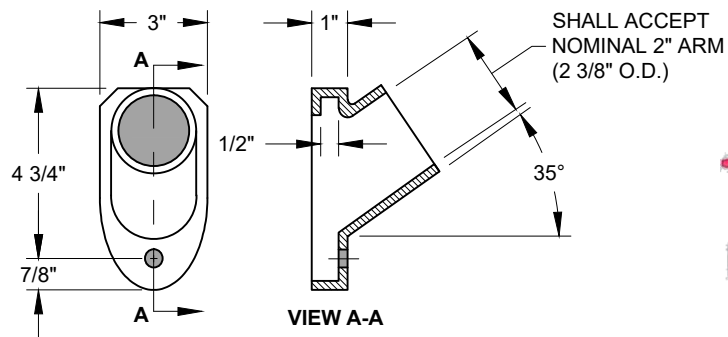
REV: -	DESC.: -	DRAWN: -	APPR: -	DATE: -
	<p>A3 - USE IN APS AREA RESIDENTIAL MAST ARM USE w/ P3 POLE GLENDALE</p>	<p>GLENDALE PUBLIC WORKS 6210 W Myrtle Ave # 112 Glendale, AZ 85301 PH: 623-930-2019 glendaleaz.com</p>		<p>DRAWN BY: JH APPR. BY: JS DATE: 11DEC2015 FILE: *POLES\GLENDALE* DWG NO.: A3 SHEET : 22 OF 34</p>

NOTE(S):

1. ALL WIRE ENTRANCE AND EXIT HOLES SHALL BE FREE OF ALL BURRS AND SHARP EDGES.
2. SOME HIDDEN LINES NOT SHOWN FOR CLARITY.
3. DRAWING NOT TO SCALE.
4. TAG SHALL BE PERMANENTLY ATTACHED AND INCLUDE: DATE MANUFACTURED, MANUFACTURER AND DRAWING NUMBER.
5. MATERIAL USED MUST BE **MILL CERTIFIED** AND **ASTM COMPLIANT** WITH A MINIMUM YIELD STRENGTH OF 42,000 PSI.
6. STEEL SHALL BE SAND BLASTED TO NEAR WHITE FINISH AND HOT DIPPED GALVANIZED PER ASTM A123.




MAST ARM
SCALE: NTS



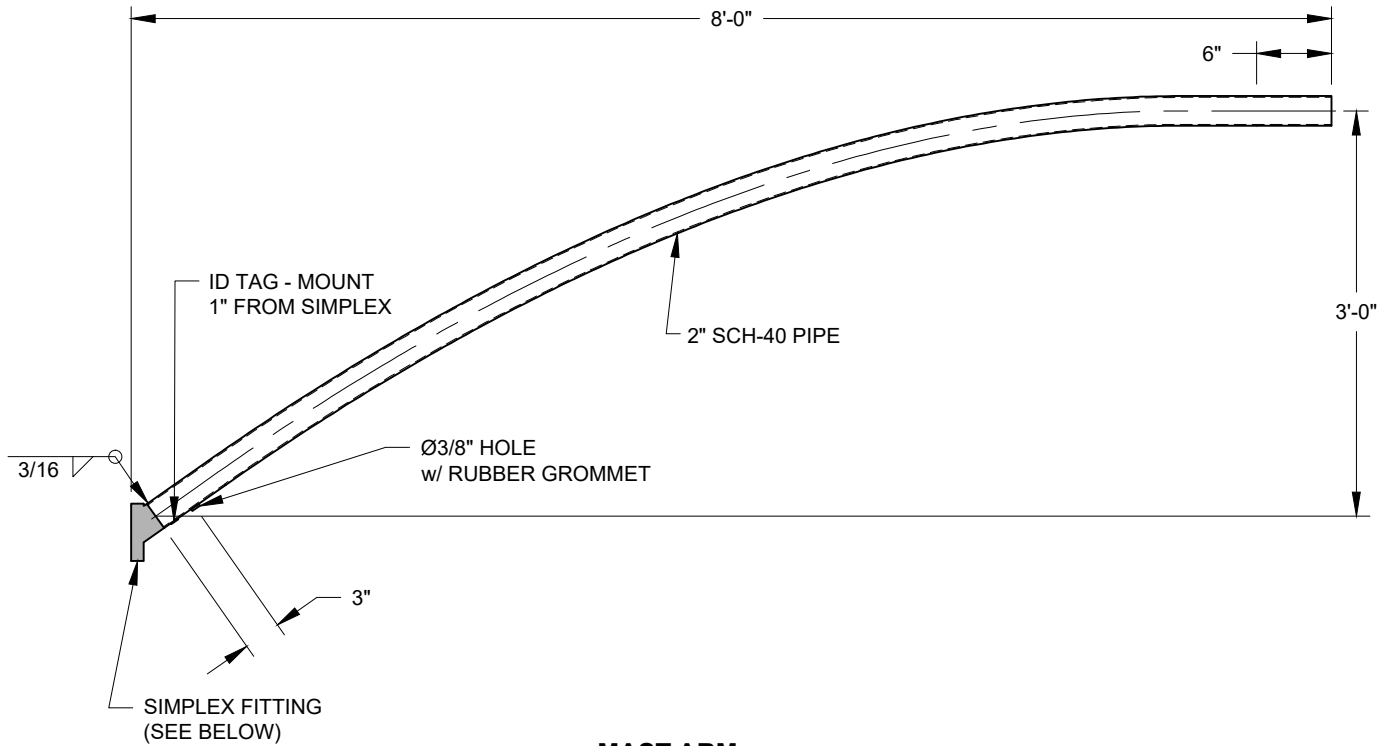
FEMALE SIMPLEX
SCALE: NTS



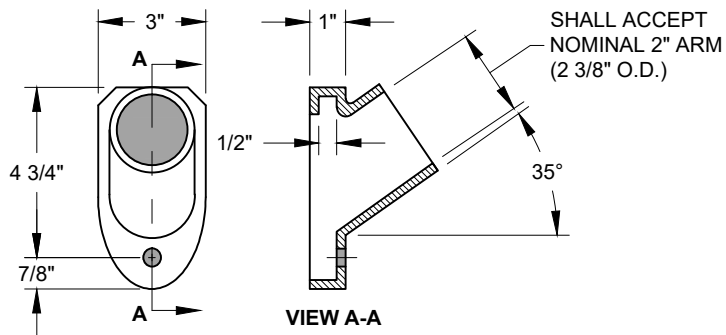
REV: -	DESC.: -	DRAWN: -	APPR: -	DATE: -
	A4 (GALVANIZED) - USE IN APS AREA COLLECTOR STREETS & 59TH AVE USE w/ P3, P7 & GRAND AVE BREAKAWAY POLES - GLENDALE	GLENDALE PUBLIC WORKS 6210 W Myrtle Ave # 112 Glendale, AZ 85301 PH: 623-930-2019 glendaleaz.com	DRAWN BY: JH APPR. BY: JS DATE: 23DEC2015 FILE: *POLES\GLENDALE* DWG NO. : A4 - GALV SHEET : 23 OF 34	

NOTE(S):

1. ALL WIRE ENTRANCE AND EXIT HOLES SHALL BE FREE OF ALL BURRS AND SHARP EDGES.
2. SOME HIDDEN LINES NOT SHOWN FOR CLARITY.
3. DRAWING NOT TO SCALE.
4. TAG SHALL BE PERMANENTLY ATTACHED AND INCLUDE: DATE MANUFACTURED, MANUFACTURER AND DRAWING NUMBER.
5. MATERIAL USED MUST BE **MILL CERTIFIED** AND **ASTM COMPLIANT** WITH A MINIMUM YIELD STRENGTH OF 42,000 PSI.
6. MAST ARM COLOR SHALL BE BR-23, DARK BRONZE.



MAST ARM
SCALE: NTS



FEMALE SIMPLEX
SCALE: NTS



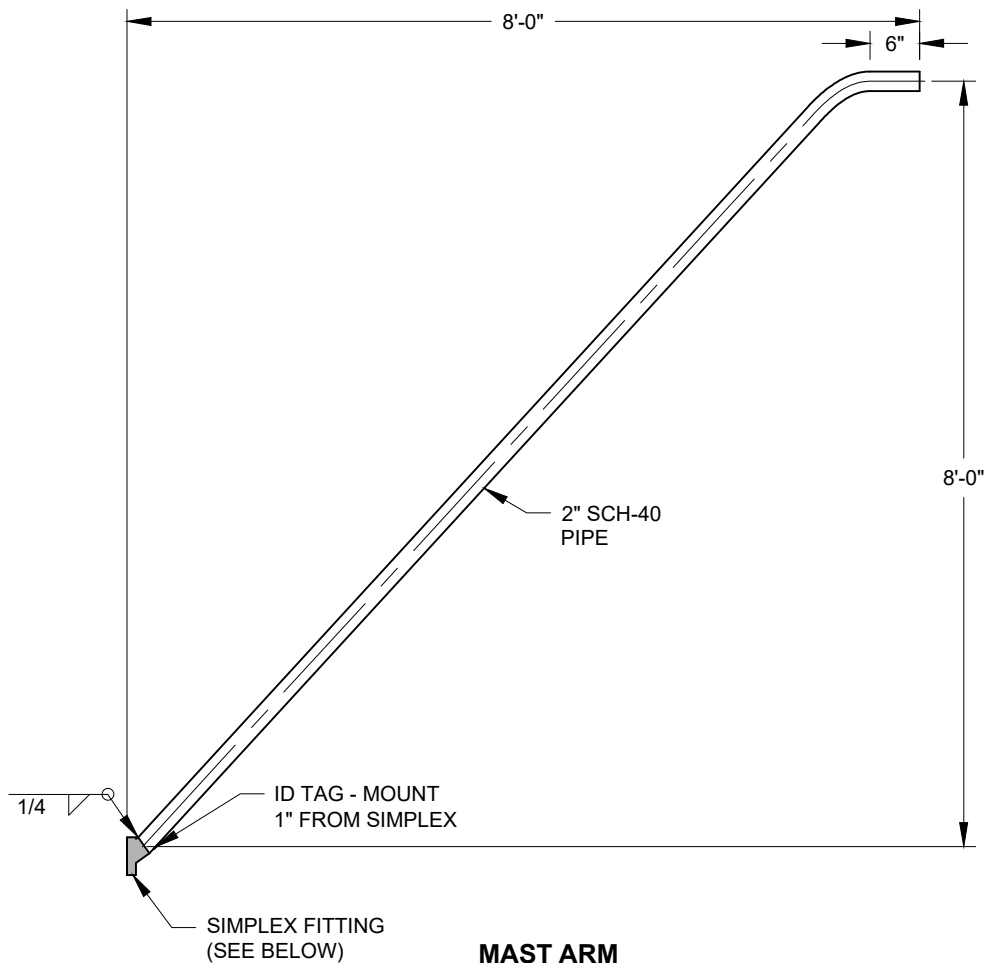
EXPIRES 3/31/2021

REV: -	DESC.: -	DRAWN: -	APPR: -	DATE: -
	A4 (BRONZE) WESTGATE STREETS USE w/ P3 POLE (BRONZE) GLENDALE	GLENDALE PUBLIC WORKS 6210 W Myrtle Ave # 112 Glendale, AZ 85301 PH: 623-930-2019 glendaleaz.com	DRAWN BY: JH APPR. BY: JS DATE: 23DEC2015 FILE: *POLES\GLENDALE* DWG NO. : A4 - BRNZ SHEET : 24 OF 34	

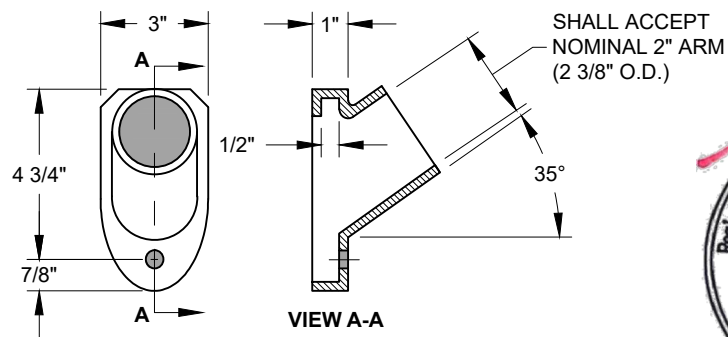


NOTE(S):

1. ALL WIRE ENTRANCE AND EXIT HOLES SHALL BE FREE OF ALL BURRS AND SHARP EDGES.
2. SOME HIDDEN LINES NOT SHOWN FOR CLARITY.
3. DRAWING NOT TO SCALE.
4. TAG SHALL BE PERMANENTLY ATTACHED AND INCLUDE: DATE MANUFACTURED, MANUFACTURER AND DRAWING NUMBER.
5. MATERIAL USED MUST BE **MILL CERTIFIED** AND **ASTM COMPLIANT** WITH A MINIMUM YIELD STRENGTH OF 42,000 PSI.
6. STEEL SHALL BE SAND BLASTED TO NEAR WHITE FINISH AND HOT DIPPED GALVANIZED PER ASTM A123.




MAST ARM
SCALE: NTS



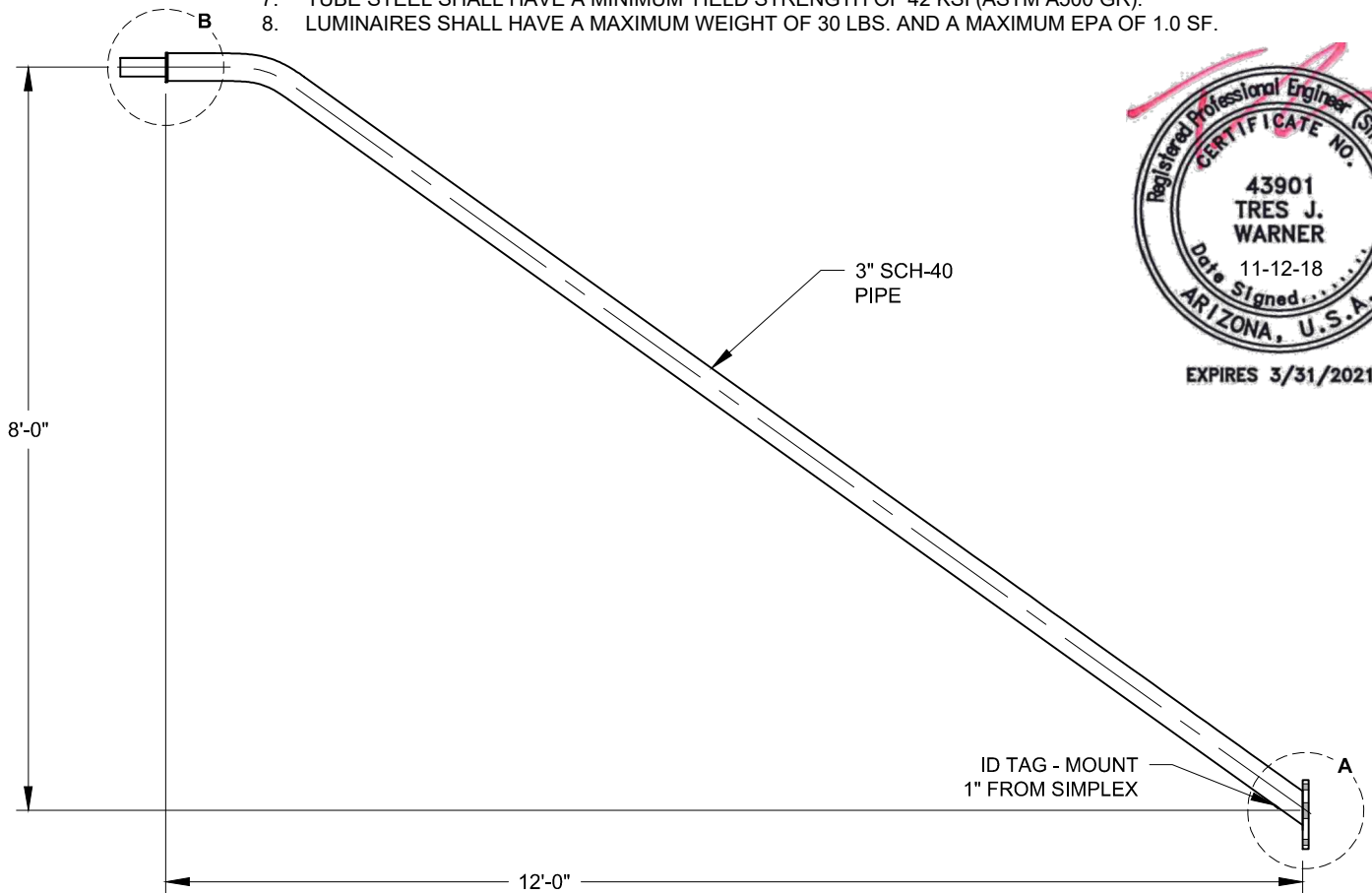
FEMALE SIMPLEX
SCALE: NTS



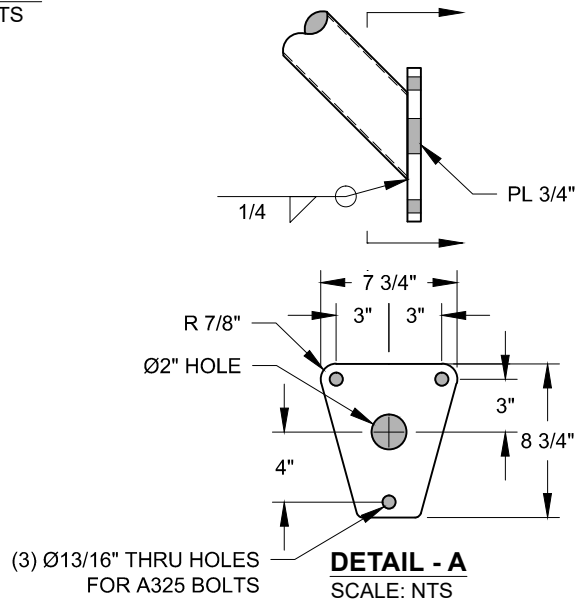
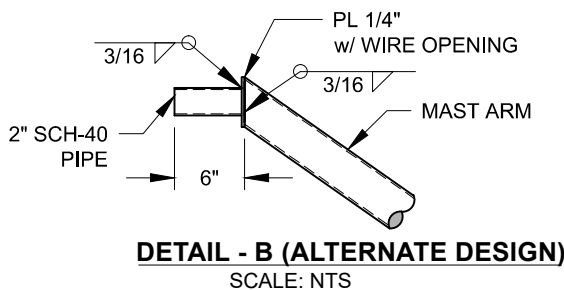
REV: -	DESC.: -	DRAWN: -	APPR: -	DATE: -
	<p>A5 ARTERIAL STREETS MAST ARM USE w/ P3, P7, AND P11 POLES GLENDALE</p>	<p>GLENDALE PUBLIC WORKS 6210 W Myrtle Ave # 112 Glendale, AZ 85301 PH: 623-930-2019 glendaleaz.com</p>		<p>DRAWN BY: JH APPR. BY: JS DATE: 23DEC2015 FILE: *POLES\GLENDALE* DWG NO. : A5 SHEET : 25 OF 34</p>


NOTE(S):

1. ALL WIRE ENTRANCE AND EXIT HOLES SHALL BE FREE OF ALL BURRS AND SHARP EDGES.
2. SOME HIDDEN LINES NOT SHOWN FOR CLARITY.
3. DRAWING NOT TO SCALE.
4. TAG SHALL BE PERMANENTLY ATTACHED AND INCLUDE: DATE MANUFACTURED, MANUFACTURER AND DRAWING NUMBER.
5. MATERIAL USED MUST BE **MILL CERTIFIED AND ASTM COMPLIANT** WITH A MINIMUM YIELD STRENGTH OF 42,000 PSI.
6. STEEL SHALL BE SAND BLASTED TO NEAR WHITE FINISH AND PAINTED OR POWDER-COATED BRONZE (BR-23).
7. TUBE STEEL SHALL HAVE A MINIMUM YIELD STRENGTH OF 42 KSI (ASTM A500 GR).
8. LUMINAIRES SHALL HAVE A MAXIMUM WEIGHT OF 30 LBS. AND A MAXIMUM EPA OF 1.0 SF.



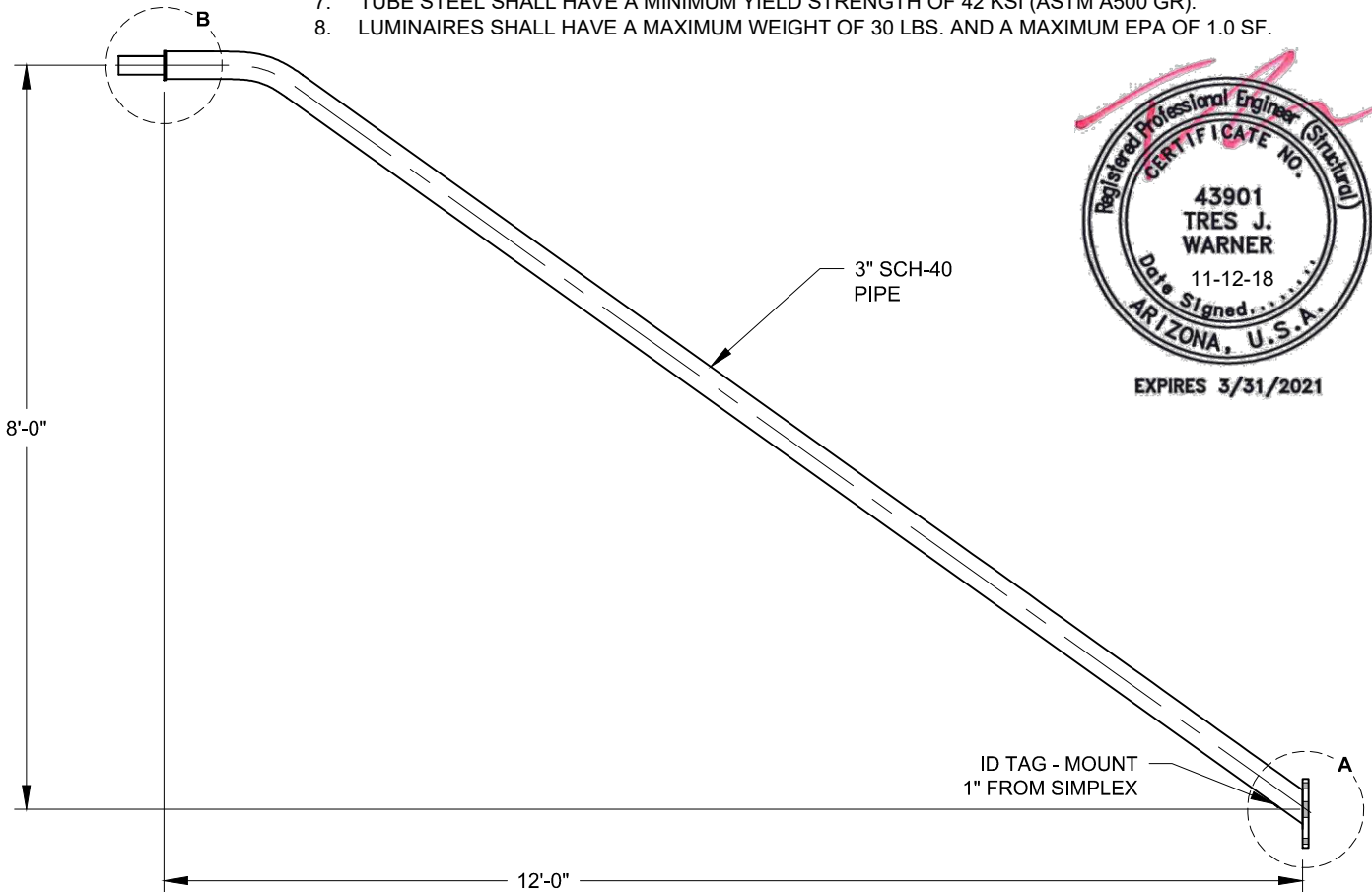
MAST ARM
SCALE: NTS



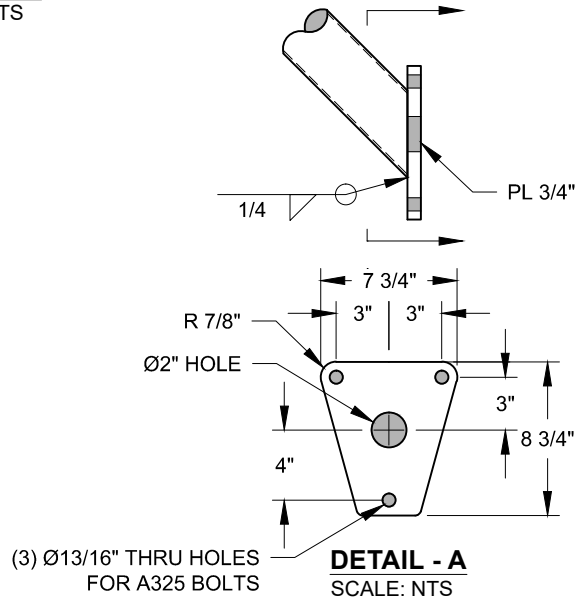
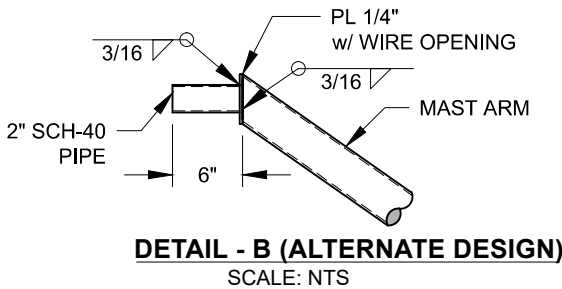
REV: -	DESC.: -	DRAWN: -	APPR: -	DATE: -	
		<p align="center">A6 (BRONZE) WESTGATE ARTERIAL STREETS USE w/ P1 (BRONZE) POLE GLENDALE</p>		<p>GLENDALE PUBLIC WORKS 6210 W Myrtle Ave # 112 Glendale, AZ 85301 PH: 623-930-2019 glendaleaz.com</p>	<p>DRAWN BY: JH APPR. BY: JS DATE: 23DEC2015 FILE: *POLES\GLENDALE* DWG NO. : A6B SHEET : 26 OF 34</p>


NOTE(S):

1. ALL WIRE ENTRANCE AND EXIT HOLES SHALL BE FREE OF ALL BURRS AND SHARP EDGES.
2. SOME HIDDEN LINES NOT SHOWN FOR CLARITY.
3. DRAWING NOT TO SCALE.
4. TAG SHALL BE PERMANENTLY ATTACHED AND INCLUDE: DATE MANUFACTURED, MANUFACTURER AND DRAWING NUMBER.
5. MATERIAL USED MUST BE **MILL CERTIFIED** AND **ASTM COMPLIANT** WITH A MINIMUM YIELD STRENGTH OF 42,000 PSI.
6. STEEL SHALL BE SAND BLASTED TO NEAR WHITE FINISH AND HOT DIPPED GALVANIZED PER ASTM A123.
7. TUBE STEEL SHALL HAVE A MINIMUM YIELD STRENGTH OF 42 KSI (ASTM A500 GR).
8. LUMINAIRES SHALL HAVE A MAXIMUM WEIGHT OF 30 LBS. AND A MAXIMUM EPA OF 1.0 SF.



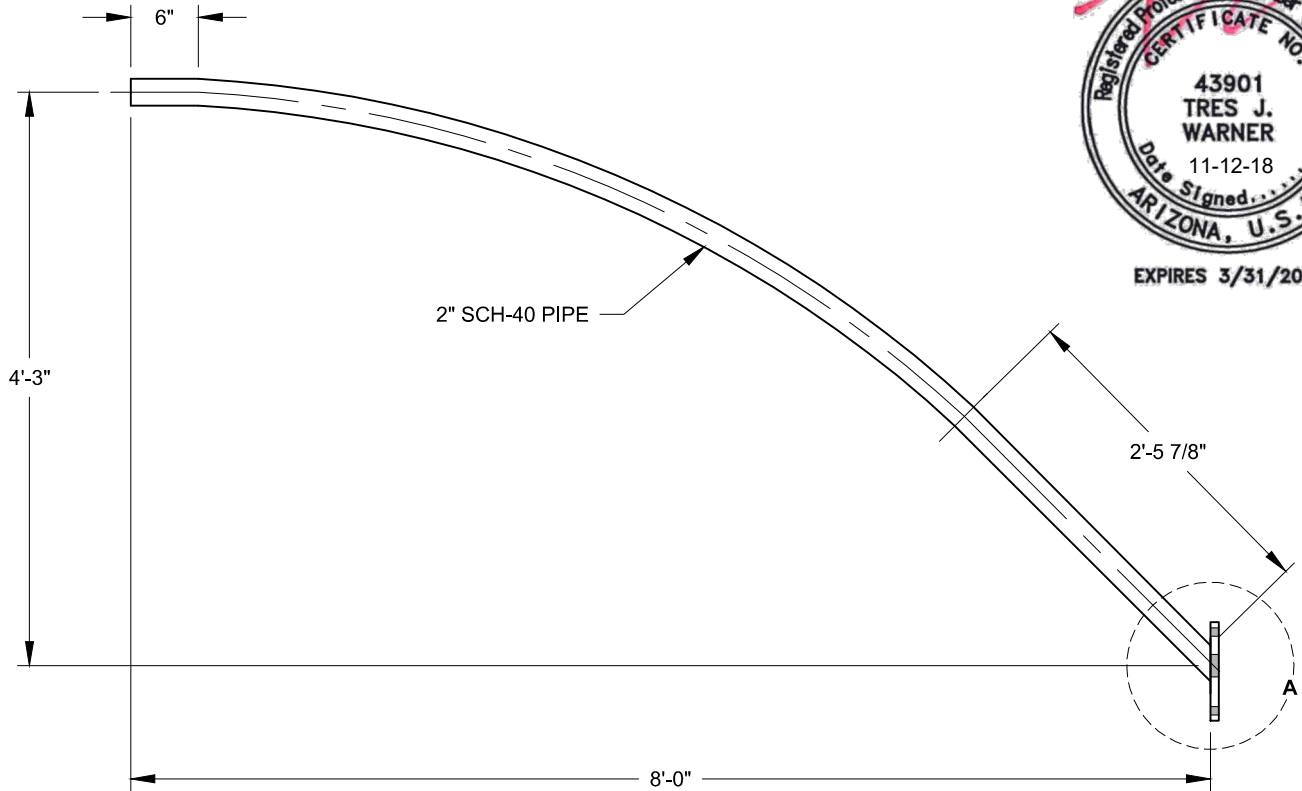
MAST ARM
SCALE: NTS



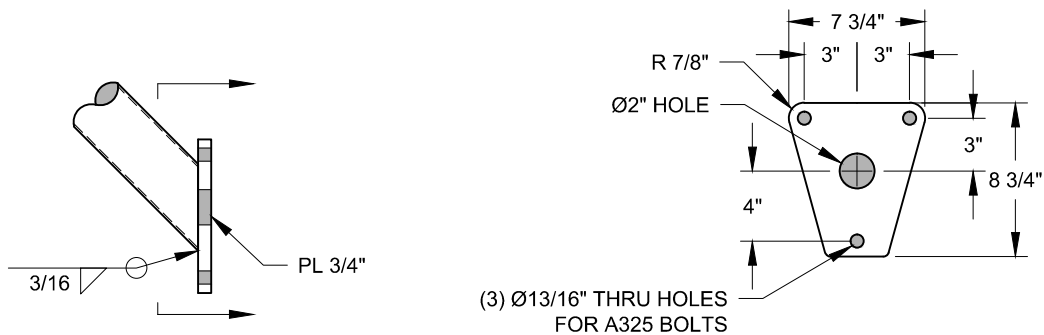
REV: -	DESC.: -	DRAWN: -	APPR: -	DATE: -	
		A6 ARTERIAL STREETS USE w/ P1 AND P9 POLES GLENDALE		GLENDALE PUBLIC WORKS 6210 W Myrtle Ave # 112 Glendale, AZ 85301 PH: 623-930-2019 glendaleaz.com	DRAWN BY: JH APPR. BY: JS DATE: 23DEC2015 FILE: *POLES\GLENDALE* DWG NO. : A6 SHEET : 27 OF 34

NOTE(S):


1. ALL WIRE ENTRANCE AND EXIT HOLES SHALL BE FREE OF ALL BURRS AND SHARP EDGES.
2. SOME HIDDEN LINES NOT SHOWN FOR CLARITY.
3. DRAWING NOT TO SCALE.
4. TAG SHALL BE PERMANENTLY ATTACHED AND INCLUDE: DATE MANUFACTURED, MANUFACTURER AND DRAWING NUMBER.
5. MATERIAL USED MUST BE **MILL CERTIFIED** AND **ASTM COMPLIANT** WITH A MINIMUM YIELD STRENGTH OF 42,000 PSI.
6. STEEL SHALL BE SAND BLASTED TO NEAR WHITE FINISH AND HOT DIPPED GALVANIZED PER ASTM A123.



MAST ARM
SCALE: NTS



DETAIL - A
SCALE: NTS

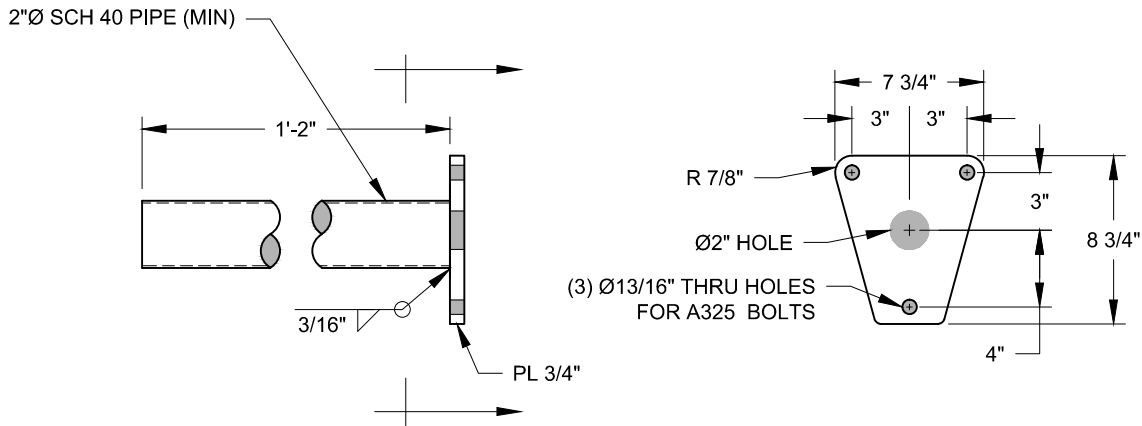
REV: -	DESC.: -	DRAWN: -	APPR: -	DATE: -
		A7 USE WITH P1 POLE ON MARYLAND AVENUE @ GRAND AVENUE OVERPASS GLENDALE		DRAWN BY: JH APPR. BY: JS ATE: 23DEC2015 FILE: *POLES\GLENDALE*\ DWG NO. : A7 SHEET : 28 OF 34
		GLENDALE PUBLIC WORKS 6210 W Myrtle Ave # 112 Glendale, AZ 85301 PH: 623-930-2019 glendaleaz.com		

NOTE(S):

1. ALL WELDS, WIRE ENTRANCE AND EXIT HOLES SHALL BE FREE OF ALL BURRS AND SHARP EDGES.
2. SOME HIDDEN LINES NOT SHOWN FOR CLARITY.
3. DRAWING NOT TO SCALE.
4. STEEL SHALL BE SAND BLASTED TO NEAR WHITE FINISH AND HOT DIPPED GALVANIZED PER ASTM A123.
5. MATERIAL USED MUST BE **MILL CERTIFIED** AND **ASTM COMPLIANT** WITH A MINIMUM YIELD STRENGTH OF 42,000 PSI.



EXPIRES 3/31/2021

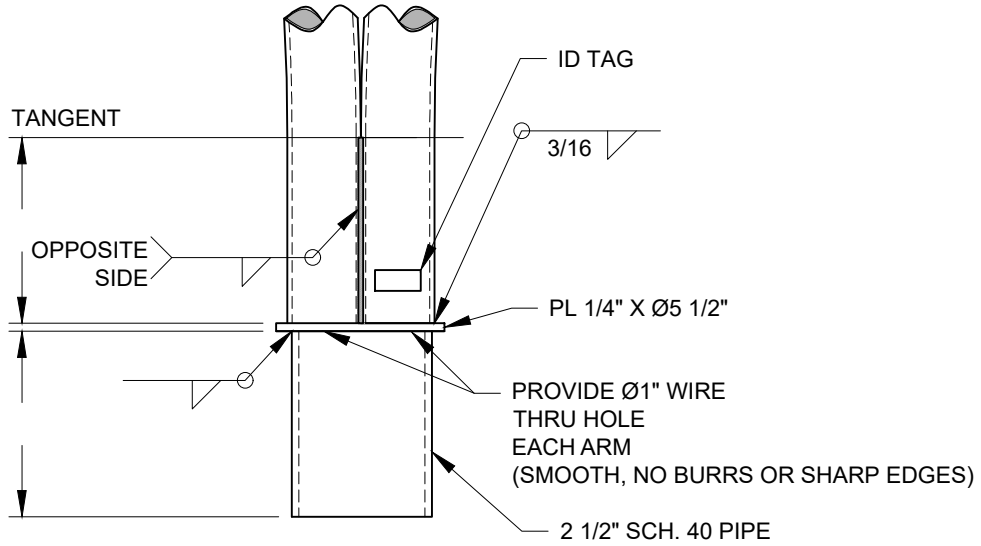


MAST ARM DETAIL
SCALE: NTS

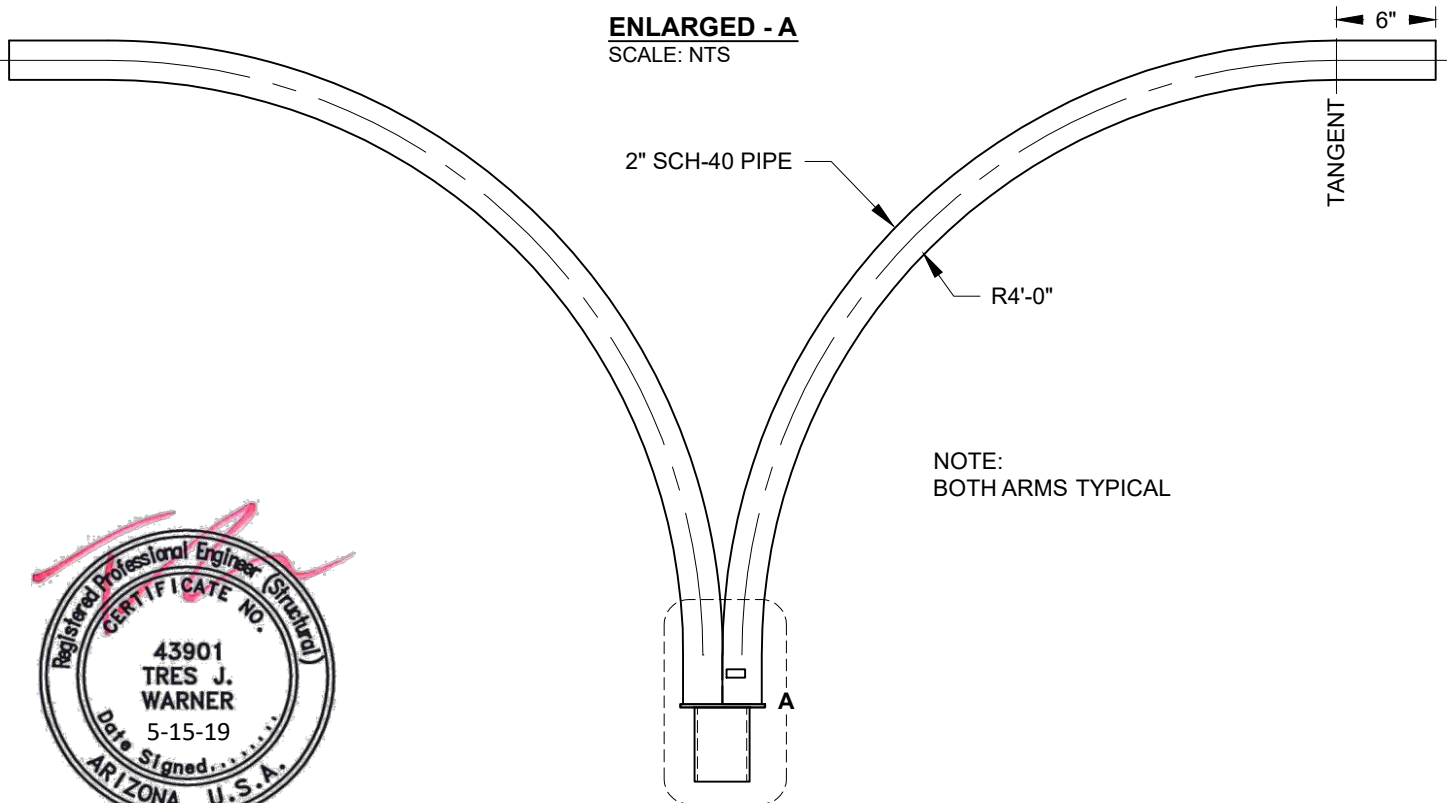
REV: -	DESC.: -	DRAWN: -	APPR: -	DATE: -
	<p align="center">A8 - ARTERIAL STREETS USE w/ P1 AND P10 POLES WHERE APPROPRIATE GLENDALE</p>	<p align="center">GLENDALE PUBLIC WORKS 6210 W Myrtle Ave # 112 Glendale, AZ 85301 PH: 623-930-2019 glendaleaz.com</p>	<p align="center">DRAWN BY: JH APPR. BY: JS DATE: 23DEC2015 FILE: *POLES\GLENDALE* DWG NO. : A8 SHEET : 29 OF 34</p>	

NOTE(S):

1. ALL WIRE ENTRANCE AND EXIT HOLES SHALL BE FREE OF ALL BURRS AND SHARP EDGES.
2. SOME HIDDEN LINES NOT SHOWN FOR CLARITY.
3. DRAWING NOT TO SCALE.
4. TAG SHALL BE PERMANENTLY ATTACHED AND INCLUDE: DATE MANUFACTURED, MANUFACTURER AND DRAWING NUMBER.
5. STEEL SHALL BE SAND BLASTED TO NEAR WHITE FINISH AND HOT DIPPED GALVANIZED PER ASTM A123.
6. MATERIAL USED MUST BE **MILL CERTIFIED** AND **ASTM COMPLIANT** WITH A MINIMUM YIELD STRENGTH OF 42,000 PSI.



ENLARGED - A
SCALE: NTS




NOTE:
BOTH ARMS TYPICAL



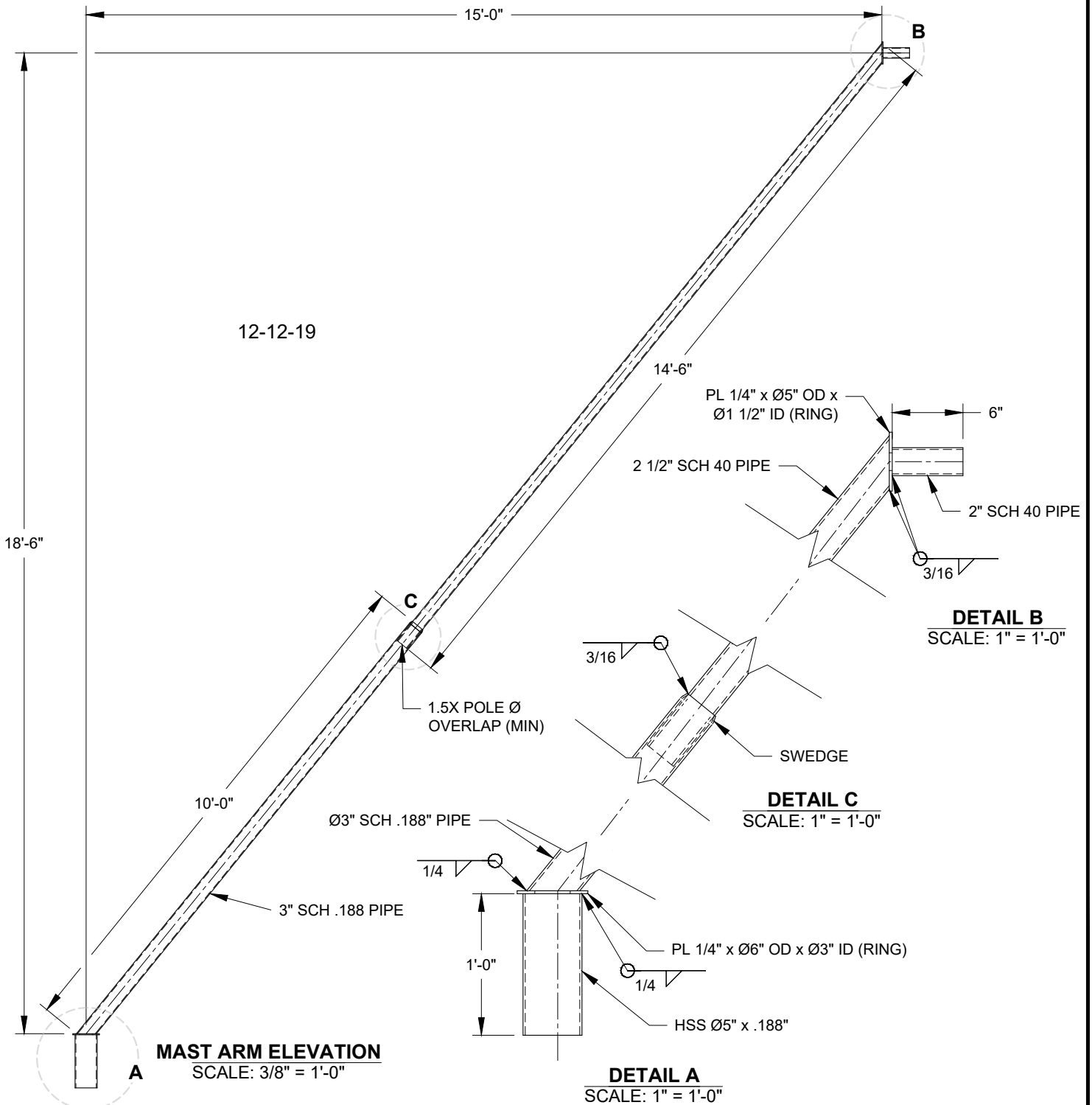
EXPIRES 3/31/2021

MAST ARM ASSEMBLY
SCALE: NTS

REV: -	DESC.: -	DRAWN: -	APPR: -	DATE: -
	A9 - DUAL MAST ARM 4' RADIUS USE w/ P12 POLE ALONG PALO VERDE WEST OF 51ST AVE GLENDALE	GLENDALE PUBLIC WORKS 6210 W Myrtle Ave # 112 Glendale, AZ 85301 PH: 623-930-2019 glendaleaz.com	DRAWN BY: JH APPR. BY: JS DATE: 14JUL2016 FILE: *POLES\GLENDALE* DWG NO. : A9 SHEET : 30 OF 34	

NOTE(S):

1. ALL WIRE ENTRANCE AND EXIT HOLES SHALL BE FREE OF ALL BURRS AND SHARP EDGES.
2. SOME HIDDEN LINES NOT SHOWN FOR CLARITY.
3. DRAWING NOT TO SCALE.
4. TAG SHALL BE PERMANENTLY ATTACHED AND INCLUDE: DATE MANUFACTURED, MANUFACTURER AND DRAWING NUMBER.
5. MATERIAL USED MUST BE **MILL CERTIFIED** AND **ASTM COMPLIANT** WITH A MINIMUM YIELD STRENGTH OF 46,000 PSI.
6. STEEL SHALL BE SAND BLASTED TO NEAR WHITE FINISH AND HOT DIPPED GALVANIZED PER ASTM A123.



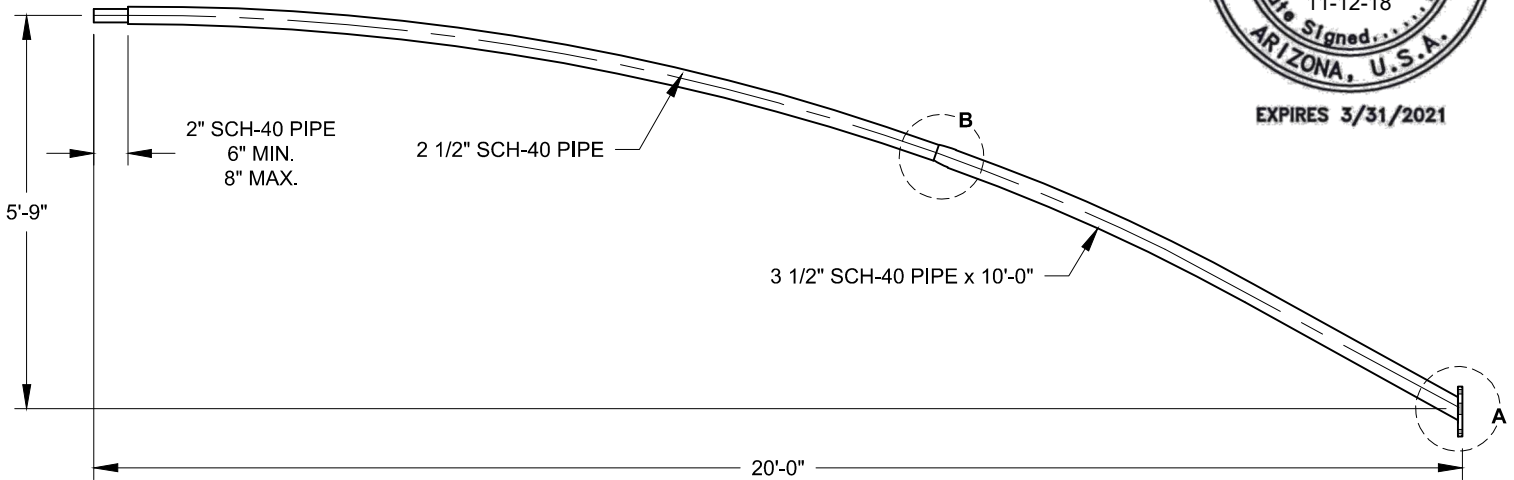
A13 - 18'-6" x 15'-0" GIRAFFE ARM
USE w/ P-13 POLE
ALONG GLENDALE AVE
WEST OF EL MIRAGE RD
GLENDALE

GLENDALE PUBLIC WORKS
 6210 W Myrtle Ave # 112
 Glendale, AZ 85301
 PH: 623-930-2019
 glendaleaz.com

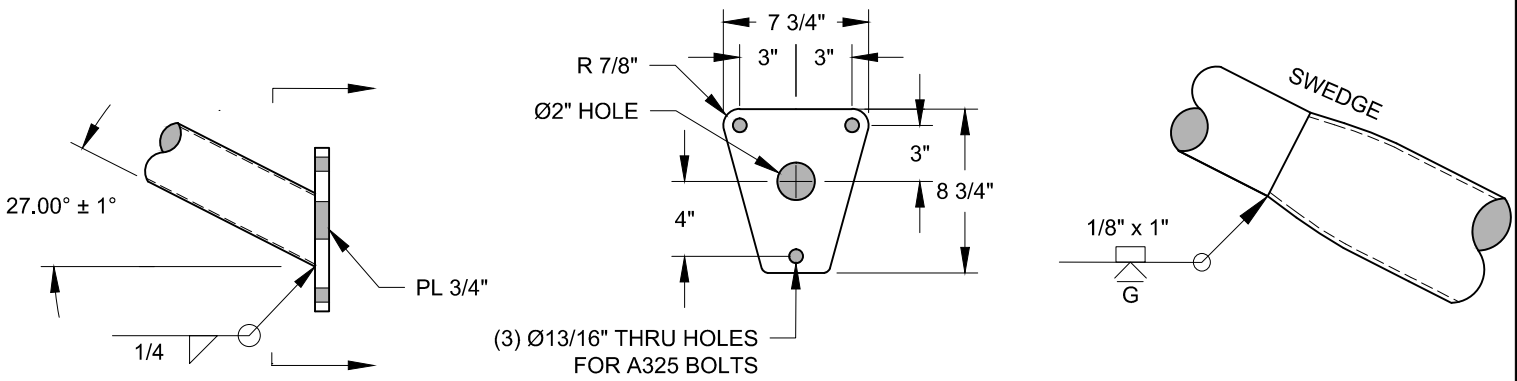
DRAWN BY: RM
APPR. BY: JS
DATE: 30AUG2019
FILE: *\\POLES\\GLENDALE*
DWG NO. : A13
SHEET : 31 OF 34

NOTE(S):

1. ALL WIRE ENTRANCE AND EXIT HOLES SHALL BE FREE OF ALL BURRS AND SHARP EDGES.
2. SOME HIDDEN LINES NOT SHOWN FOR CLARITY.
3. DRAWING NOT TO SCALE.
4. TAG SHALL BE PERMANENTLY ATTACHED AND INCLUDE: DATE MANUFACTURED, MANUFACTURER AND DRAWING NUMBER.
5. MATERIAL USED MUST BE **MILL CERTIFIED** AND **ASTM COMPLIANT** WITH A MINIMUM YIELD STRENGTH OF 42,000 PSI.
6. STEEL SHALL BE SAND BLASTED TO NEAR WHITE FINISH AND HOT DIPPED GALVANIZED PER ASTM A123.




MAST ARM
SCALE: NTS



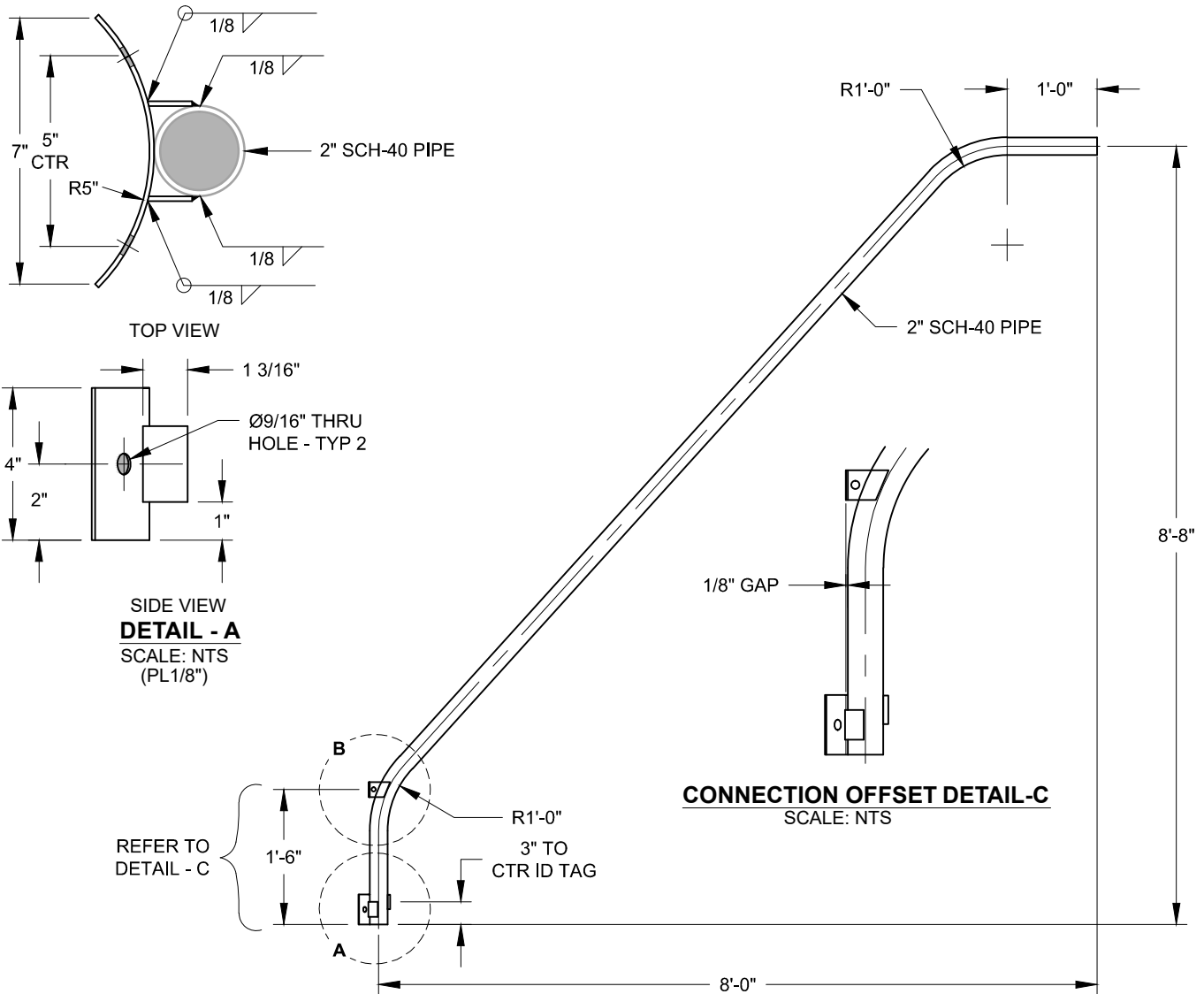
DETAIL - A
SCALE: NTS
(ASTM A36)

DETAIL - B
SCALE: NTS

REV: -	DESC.: -	DRAWN: -	APPR: -	DATE: -
		GRAND AVE LONG ARM BRIDGE & OVERPASSES USE w/ GRAND AVE SHORT POLE GLENDALE		DRAWN BY: JH APPR. BY: JS DATE: 28DEC2015 FILE: *POLES\GLENDALE* DWG NO. : LONG ARM SHEET : 32 OF 34
		GLENDALE PUBLIC WORKS 6210 W Myrtle Ave # 112 Glendale, AZ 85301 PH: 623-930-2019 glendaleaz.com		

NOTE(S):

1. ALL WIRE ENTRANCE AND EXIT HOLES SHALL BE FREE OF ALL BURRS AND SHARP EDGES.
2. SOME HIDDEN LINES NOT SHOWN FOR CLARITY.
3. DRAWING NOT TO SCALE.
4. TAG SHALL BE PERMANENTLY ATTACHED AND INCLUDE: DATE MANUFACTURED, MANUFACTURER AND DRAWING NUMBER.
5. MATERIAL USED MUST BE **MILL CERTIFIED** AND **ASTM COMPLIANT** WITH A MINIMUM YIELD STRENGTH OF 42,000 PSI.
6. STEEL SHALL BE SAND BLASTED TO NEAR WHITE FINISH AND HOT DIPPED GALVANIZED PER ASTM A123.
7. FIELD VERIFY DIAMETER OF EXISTING WOOD POLE(S) PRIOR TO FABRICATION.

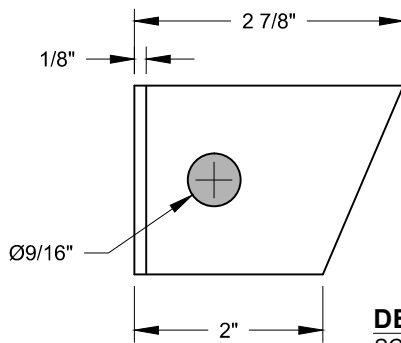


TOP VIEW

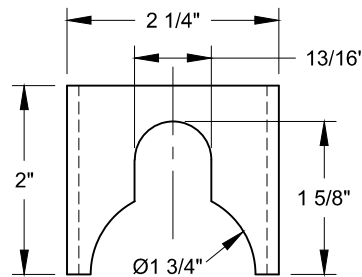
SIDE VIEW
DETAIL - A
SCALE: NTS
(PL 1/8")

CONNECTION OFFSET DETAIL - C
SCALE: NTS


MAST ARM
SCALE: NTS

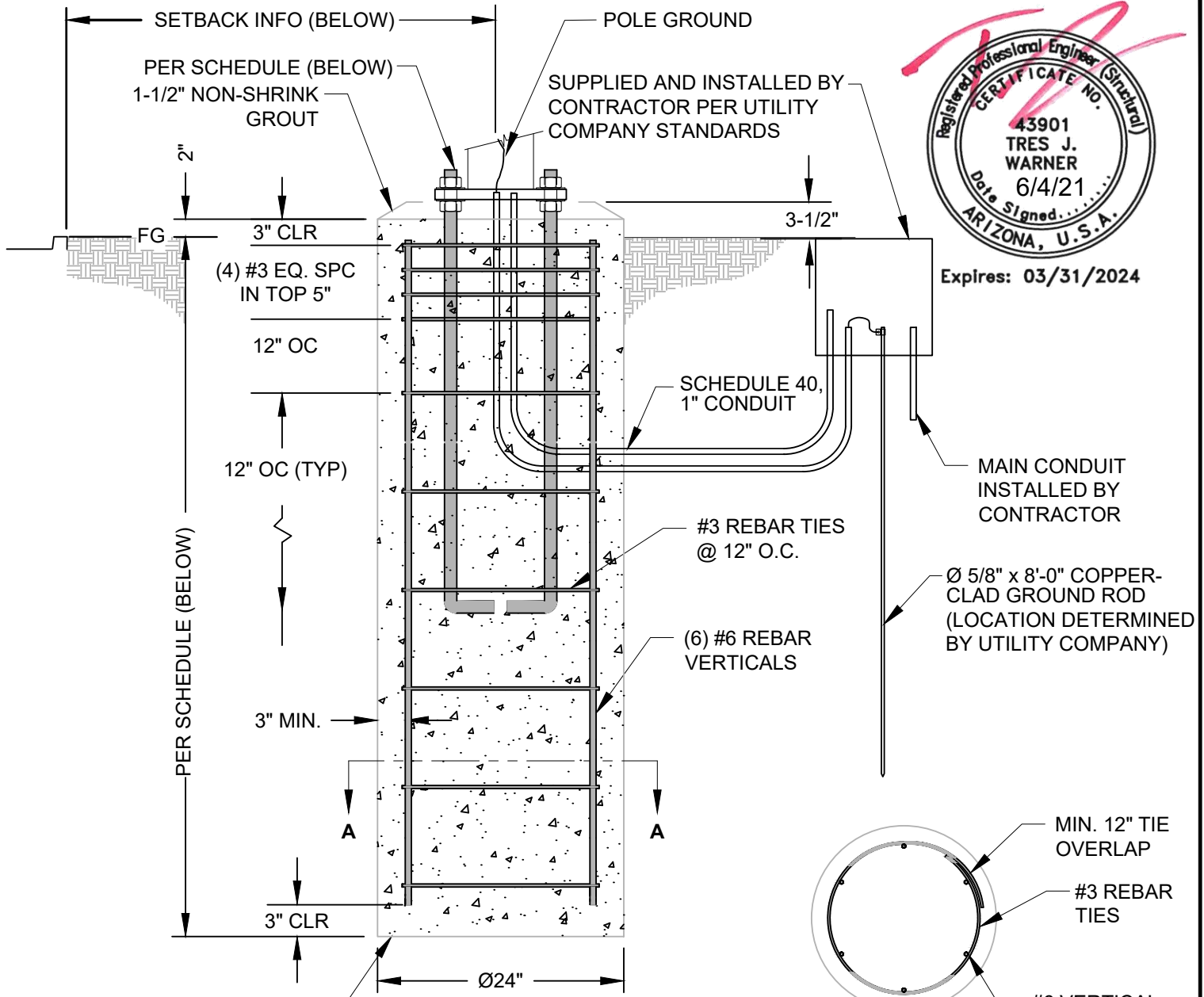


DETAIL - B
SCALE: NTS
(PL 3/16")



EXPIRES 3/31/2021

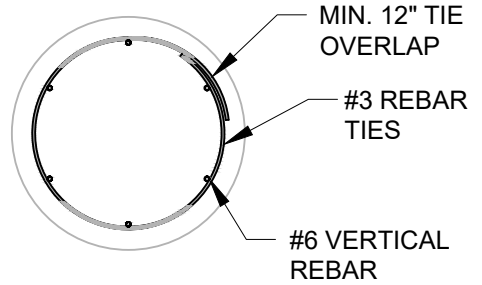
REV: -	DESC.: -	DRAWN: -	APPR: -	DATE: -
		<p align="center">HIGH RISE MAST ARM FOR USE ON WOOD POLE GLENDALE</p>		<p>DRAWN BY: JH APPR. BY: JS ATE: 23DEC2015 FILE: *POLES\GLENDALE** DWG NO.: SWF-SM610170 SHEET: 33 OF 34</p>
		<p>GLENDALE PUBLIC WORKS 6210 W Myrtle Ave # 112 Glendale, AZ 85301 PH: 623-930-2019 glendaleaz.com</p>		



Expires: 03/31/2024

CONCRETE PIER $F_c = 3000$ PSI
 CAST AGAINST UNDISTURBED
 EARTH OR IN FORM (BY OTHERS)

FOUNDATION DETAIL



SECTION A-A

DRILLED PIER SCHEDULE		
POLE	EMBEDMENT DEPTH (MIN)	ANCHOR BOLT SPECIFICATION
P2	6'-0"	(4) 1" X 36" X 4" F1554 GR.36 AB w/ Leveling Nuts
P1, P9, MODIFIED G, P13, P14 GRAND AVE BREAKAWAY	5'-6"	(4) 1" X 36" X 4" F1554 GR.36 AB w/ Leveling Nuts
P8	SEE T3-2	SEE T3-2 (REV 9/2015)
P10	7'-6"	(4) 1 1/8" X 36" X 4" F1554 GR.36 AB w/ Leveling Nuts

SETBACK RULES:

- A. WITH SIDEWALK=1' BACK OF WALK
- B. WITHOUT SIDEWALK, OR WITH DETACHED SIDEWALK=6' BACK FROM CURB (MIN)


REV: -	DESC.: -	DRAWN: -	APPR: -	DATE: -
 <p style="text-align: center;">F-1 FOUNDATION DETAIL GLENDALE</p>		<p>GLENDALE PUBLIC WORKS 6210 W Myrtle Ave # 112 Glendale, AZ 85301 PH: 623-930-2019 glendaleaz.com</p>		<p>DRAWN BY: RM APPR. BY: JS ATE: 11JUL2017 FILE: *POLES\GLENDALE* DWG NO. : F1 SHEET : 34 OF 34</p>

EXHIBIT B
STREETLIGHT POLE, ARMS AND ACCESSORIES
COMPENSATION

METHOD AND AMOUNT OF COMPENSATION

Method and amount of compensation will be as specified in IFB 23-17 Pricing Workbook.

NOT-TO-EXCEED AMOUNT

The total amount of compensation paid to Contractor for full completion of all work required by the Project during the entire term of the Project must not exceed \$900,000 for the entire term of the agreement including all extensions.

DETAILED PROJECT COMPENSATION

See attached Pricing Workbook.

	SOLICITATION NUMBER: IFB 23-17/ 42300020 STREETLIGHT POLE, ARMS AND ACCESSORIES	CITY OF GLENDALE Procurement Division 5850 West Glendale Avenue, Suite 317 Glendale, Arizona 85301
---	--	---

2. BIDDER SHEET (Must be printed, signed and returned upon completion)

Bidder certifies that they have read, understand, and will fully and faithfully comply with this solicitation, its attachments and any referenced documents. Bidder also certifies that the prices offered were independently developed without consultation with any of the other Bidders or potential Bidders.

12/14/2022
Date

Southwest Fabrication, LLC
Legal Company Name

Kyle Presler
Printed Name (Authorized Signatory)

Controller
Job Title

Offeror Certifies it is a (check only one): Proprietorship Partnership Corporation

kyle@sw-fab.com
Email Address

22233 N. 23rd Ave
Mailing Street Address

623-587-4648
Phone Number

Phoenix, AZ 85027
City, State & Zip Code

Questions regarding this offer should be directed to (if different from above):

Kyle J. Presler
Contact Name

623-587-4648 x109
Phone Number

kyle@sw-fab.com
Email Address

FEDERAL TAXPAYER ID NUMBER (Required): 86-0887947

OFFEROR IS A MINORITY OR WOMEN OWNED BUSINESS: Yes No

DO YOU HAVE AN ARIZONA TRANSACTION PRIVILEGE TAX (TPT) LICENSE?

Yes, Number 07-556430-Z Tax Rate: 8.6% OR No, not required to have an Arizona TPT License

CONFLICT OF INTEREST (SPECIAL NOTICES):

No, I do not have a conflict of interest Yes, I have a conflict of interest and response includes the disclosure required (see Exhibit 1, Item #3)

ACKNOWLEDGEMENTS: *By signing this Offer Sheet and submitting the accompanying solicitation response, Offeror is certifying that they have read, understand, and agree to comply with all required terms and conditions provided in the EXHIBITS PACKAGE and checked off below. Failure to provide this acknowledgement will result in disqualification.*


Exhibit 1 – Special Notices

Exhibit 2 – RFP Standard Terms and Conditions

Exhibit 3 – Insurance Requirements

Exhibit 4 – Template Agreement

Kyle J. Presler
Authorized Signature

	SOLICITATION NUMBER: IFB 23-17/ 42300020 STREETLIGHT POLE, ARMS AND ACCESSORIES	CITY OF GLENDALE Procurement Division 5850 West Glendale Avenue, Suite 317 Glendale, Arizona 85301
---	--	---

3. PRICING WORKBOOK

Bidders shall thoroughly complete the Price Sheet as requested. The Unit Price shall include, but is not limited to, shipping, labor, equipment, tools, materials, supplies, licenses, fees, insurance, profit, and any other associated direct or indirect costs. **Sales tax shall not be included in the Unit Price.**

STEEL POLES AND MASTS					
Item No.	Estimated Annual Quantities (A)	Unit of Measure	Description	Unit Price (B)	Extended Amount (A X B)
1.	100	Each	A1 Mast Arm, 3' Radius, Residential	\$ <u>147.20</u>	\$ <u>14,720.00</u>
2.	50	Each	A2 Mast Arm, 6' Radius	\$ <u>202.54</u>	\$ <u>10,127.00</u>
3.	100	Each	A3 Mast Arm, 6' x 1'8"	\$ <u>174.87</u>	\$ <u>17,487.00</u>
4.	2	Each	A4 Mast Arm, 8' x 3'	\$ <u>201.43</u>	\$ <u>402.86</u>
5.	1	Each	A4 <u>Bronze</u> Mast Arm, 8' x 3', painted dark bronze	\$ <u>210.28</u>	\$ <u>210.28</u>
6.	40	Each	A5 Mast Arm, 8' x 8', APS	\$ <u>226.88</u>	\$ <u>9,075.20</u>
7.	8	Each	A6 Mast Arm, 12' x 8', Straight 3-Bolt Shoe	\$ <u>494.71</u>	\$ <u>3,957.68</u>
8.	1	Each	A7 Mast Arm, 4'3" x 8'	\$ <u>214.71</u>	\$ <u>214.71</u>
9.	1	Each	A8 Mast Arm, 14"	\$ <u>102.93</u>	\$ <u>102.93</u>
10.	10	Each	A9 Mast Arm, Dual 4' Radius	\$ <u>276.69</u>	\$ <u>2,766.90</u>
11.	1	Each	Grand Ave Long Arm Mast Arm, 20' 3-Bolt Plate	\$ <u>578.82</u>	\$ <u>578.82</u>
12.	1	Each	High Rise Mast Arm for wood poles	\$ <u>252.34</u>	\$ <u>252.34</u>
13.	56	Each	Hand Hole Cover, 3" x 5" Galvanized rectangle, for poles P-1, P3, P5, P8	\$ <u>27.67</u>	\$ <u>1,549.52</u>
14.	5	Each	Hand Hole Cover, 3" x 6" Rectangle with cleat	\$ <u>27.67</u>	\$ <u>138.35</u>
15.	5	Each	Hand Hole Cover, 3" x 5" Rectangle, Black, for P2 Pole	\$ <u>27.67</u>	\$ <u>138.35</u>
16.	27	Each	Hand Hole Cover, 3" x 5.5" Flat Oval with Cleat	\$ <u>27.67</u>	\$ <u>747.09</u>



**SOLICITATION NUMBER: IFB 23-17/ 42300020
STREETLIGHT POLE, ARMS AND
ACCESSORIES**

**CITY OF GLENDALE
Procurement Division
5850 West Glendale Avenue,
Suite 317
Glendale, Arizona 85301**

17.	1	Each	Hand Hole Cover, 3" x 5.5" Flat Oval with Cleat, Painted Black	\$ 27.67	\$ 27.67
18.	2	Each	Hand Hole Cover, 7.5" x 5.25" Galvanized Flat Oval with Cleat	\$ 27.67	\$ 55.34
19.	45	Each	Hand Hole Cover, 4" x 6" Galvanized, Contoured, for P7 Pole	\$ 27.67	\$ 1,245.15
20.	4	Each	Hand Hole Cover, 5" x 7.5" Galvanized Oval	\$ 27.67	\$ 110.68
21.	40	Each	P1 Pole, 22' on Foundation	\$ 987.20	\$ 39,488.00
22.	10	Each	P2 Pole, With Arm on Foundation, 6" Square x 29' 6" Black, Split Cover	\$ 2,182.46	\$ 21,824.60
23.	200	Each	P3 Pole, 30' 6" Direct Bury	\$ 900.88	\$ 180,176.00
24.	75	Each	P4 Pole, 4" Square x 34' Black Direct Bury	\$ 1,153.21	\$ 86,490.75
25.	50	Each	P5 Pole, Luminary Support on 31' Direct Bury, SRP Arterial	\$ 858.82	\$ 42,941.00
26.	50	Each	P6 Pole, Residential Post Top, 23' 6" Black, Direct Bury	\$ 527.91	\$ 26,395.50
27.	40	Each	P7 Pole, 38' 6" Black, Direct Bury, Arterial	\$ 1,230.68	\$ 49,227.20
28.	1	Each	P3 Bronze Pole, 30'6" Direct Bury, Painted Dark Bronze	\$ 1,023.72	\$ 1,023.72
29.	1	Each	P8 Pole, 22' on Foundation, Modified for Traffic Signal Base	\$ 996.05	\$ 996.05
30.	1	Each	P9 Pole, 22' on Foundation, Double Mast Arms for Medians	\$ 1,100.09	\$ 1,100.09
31.	1	Each	Grand Ave Short Pole, 16'3" on Foundation	\$ 939.61	\$ 939.61
32.	1	Each	P10 Pole, 30' on Foundation	\$ 1,614.71	\$ 1,614.71
33.	1	Each	P11 Pole, 38'6" Direct Bury	\$ 1,888.07	\$ 1,888.07
34.	10	Each	Grand Ave Break Away Pole, with Breakaway Base, 27' on Foundation	\$ 1,566.02	\$ 15,660.20
35.	10	Each	Breakaway Base (used with 27' Grand Ave Break Away Pole) on Foundation	\$ 470.36	\$ 4,703.60
36.	2	Each	Base Cover for Round Pole, square shape. (See ATTACHMENT I)	\$ 107.36	\$ 214.72
37.	2	Each	Base Cover for Round Pole, square shape with rounded edges (See ATTACHMENT I)	\$ 107.36	\$ 214.72
38.	15	Each	Base Cover for P2 Pole, square shape, black color (See ATTACHMENT I)	\$ 90.76	\$ 1,361.40




**SOLICITATION NUMBER: IFB 23-17/ 42300020
STREETLIGHT POLE, ARMS AND
ACCESSORIES**

**CITY OF GLENDALE
Procurement Division
5850 West Glendale Avenue,
Suite 317
Glendale, Arizona 85301**

39.	15	Each	Base Cover for P1 Pole, round shape (See ATTACHMENT I)	\$ 109.57	\$ 1,643.55
40.	1	Each	Northern Pkwy 30' Pole, tapered (on breakaway base), on concrete foundation	\$ 5,499.46	\$ 5,499.46
41.	1	Each	Northern Pkwy 50' Pole, tapered (on breakaway base) on concrete foundation	\$ 6,681.09	\$ 6,681.09
42.	1	Each	Northern Parkway mainline breakaway base (used with 50' tapered pole) on concrete foundation	\$ 1,572.98	\$ 1,572.98
43.	1	Each	P12 Median Pole, 31' 6", Direct Bury	\$ 1,362.38	\$ 1,362.38
44.	1	Each	P13 Giraffe Pole, 11' Foundation	\$ 843.33	\$ 843.33
45.	1	Each	P14 Pole, 15' 6" Foundation	\$ 863.25	\$ 863.25
46.	1	Each	P15 Pole, 28' Direct Bury	\$ 970.60	\$ 970.60
47.	1	Each	A13 Mast Arm, 18'6" x 15' 0"	\$ 834.47	\$ 834.47
Sub-Total Steel Poles and Masts (Item No. 1 through 47)					\$ 560,438.92

NON-STEEL POLES AND ARMS

Item No.	Estimated Annual Quantities (A)	Unit of Measure	Description	Unit Price (B)	Extended Amount (A X B)
48.	10	Each	Shakespeare or approved equivalent aluminum Mast Arm 4' x 12', Luminary Support. (City's minimum quantities per order: 15)	\$ 607.57	\$ 6,075.70
49.	10	Each	Shakespeare or approved equivalent fiberglass Pole 33', Direct Bury (City's minimum quantities per order: 15)	\$ 2,671.36	\$ 26,713.60
50.	2	Each	Shakespeare hand hole cover for fiberglass post top poles, Part No. 37-75-0038-60 or approved equivalent. Black color; approximate dimensions: 5" vertical, 4.5" diagonal, and 2.5" horizontal. (See ATTACHMENT I)	\$ 77.84	\$ 155.68
51.	2	Each	Shakespeare hand hole cover for fiberglass post top poles, or approved equivalent. Approximate dimensions: 5.5" vertical, 4.75" diagonal, and 3" horizontal. (For Grand Avenue fiberglass poles.) (See ATTACHMENT I)	\$ 77.84	\$ 155.68

	SOLICITATION NUMBER: IFB 23-17/ 42300020 STREETLIGHT POLE, ARMS AND ACCESSORIES	CITY OF GLENDALE Procurement Division 5850 West Glendale Avenue, Suite 317 Glendale, Arizona 85301
---	--	---

52.	80	Hour	Cost of providing future updates to Specification Sheets if new pole and arm designs are used within the City of Glendale	\$ <u>95.00</u> /Hr	\$ <u>7,600.00</u>
Sub-Total Non-Steel Poles and Masts (Item No. 48 through 52)					\$ <u>40,700.66</u>
Grand Total Poles and Masts (Item No. 1 through 52)					\$ <u>601,139.58</u>

53. **DELIVERY** Contractor shall perform the services as per Specifications.

Comply: Yes No

54. **TAX AMOUNT** Do not include any use tax or federal tax in your quotation. The City is exempt from the payment of federal excise tax and will add use tax as applicable. For the purpose of determining the lowest cost, the City will not take tax into consideration.

Tax % 8.6%

55. **PROCUREMENT CARD ORDERING CAPABILITY** Please check appropriate box.

Yes, I will accept payment under this contract with the Procurement Card.

No, I will not accept payment under this contract with the Procurement Card.

Company Name: Southwest Fabrication, LLC