




LP BETHANY PAD ANNEXATION (AN-245)
PROPOSED ANNEXATION OF APPROXIMATELY 9.074 ACRES
AT THE NWC OF BETHANY HOME ROAD & LOOP 303.



-  Glendale City Boundaries
-  City of Glendale
-  Proposed Annexation

