

**LINKING AGREEMENT
BETWEEN
THE CITY OF GLENDALE, ARIZONA
AND
ARIZONA PPE RECON, INC.**

This Linking Agreement (“Agreement”) is entered into as of this 1st day of November, 2024, between the City of Glendale, an Arizona municipal corporation (“City”), and Arizona PPE Recon, Inc., an Arizona corporation, authorized to do business in Arizona (“Contractor”), collectively, the “Parties.”

RECITALS

- A. On April 26, 2024, the City of Tempe , entered into a contract with Contractor to purchase the goods and services described in the City of Tempe Cleaning, Inspection and Repair of PPE for Fire Medical Rescue, Contract No. T24-080-01 (“Cooperative Agreement”), which is attached hereto as **Exhibit A**. The Cooperative Agreement allows its cooperative use by other governmental agencies, including the City.
- B. Section 2-149 of the City’s Procurement Code permits the Materials Manager to procure goods and services by participating with other governmental units in cooperative purchasing agreements when the best interests of the City would be served.
- C. Section 2-149 also provides that the Materials Manager may enter into such cooperative agreements without meeting the formal or informal solicitation and bid requirements of Glendale City Code Sections 2-145 and 2-146.
- D. The City wishes to contract with Contractor for supplies or services identical to those being provided to other units of government under the Cooperative Agreement. Contractor consents to the City’s cooperative use of the terms and conditions of the Cooperative Agreement, and agrees to provide the supplies and services set forth in the Statement of Work appended hereto as **Exhibit B**.

AGREEMENT

NOW, THEREFORE, in consideration of the foregoing recitals, which are incorporated by reference, and the covenants and promises contained in this Linking Agreement, the parties agree as follows:

1. Term of Agreement.

- A. As provided in the Cooperative Agreement, purchases can be made by governmental entities from the date of award, which was April 29, 2024, until the date the contract terminates on April 28, 2026, unless the term is extended by mutual agreement of the parties to the Cooperative Agreement. The Cooperative Agreement, however, may not be extended beyond April 28, 2029. The initial period of this Agreement is the period from the Effective Date of this Agreement until April 28, 2026.
- B. The City may extend the term of this Agreement for 3, 1-Year renewals if the Cooperative Agreement is likewise extended and the City gives the Contractor notice that it is exercising its option to extend this Agreement 30 days prior to the anniversary of the Effective Date. Glendale extensions are not automatic and shall only occur if the City affirmatively exercises its right to extend this Agreement.

2. Scope of Work; Terms, Conditions, and Specifications.
 - A. Contractor shall provide City the supplies and/or services identified in the Scope of Work attached as **Exhibit B**.
 - B. Contractor agrees to comply with all the terms, conditions and specifications of the Cooperative Purchasing Agreement. Such terms, conditions and specifications are specifically incorporated into and are an enforceable part of this Agreement.
3. Compensation.
 - A. City shall pay Contractor compensation at the same rate and on the same schedule as provided in the Cooperative Purchasing Agreement, which is attached hereto as **Exhibit C**.
 - B. The total purchase price for the supplies and/or services purchased under this Agreement shall not exceed Seventy-five thousand dollars (\$75,000.00) for the entire term of the Agreement (initial term plus any extensions).
4. Cancellation. This Agreement may be cancelled pursuant to A.R.S. § 38-511.
5. Non-discrimination. Contractor must not discriminate against any employee or applicant for employment on the basis of race, color, religion, sex, national origin, age, marital status, sexual orientation, gender identity or expression, genetic characteristics, familial status, U.S. military veteran status or any disability. Contractor will require any Sub-contractor to be bound to the same requirements as stated within this section. Contractor, and on behalf of any subcontractors, warrants compliance with this section.
6. Insurance Certificate. A certificate of insurance applying to this Agreement must be provided to the City prior to the Effective Date.
7. E-verify. Contractor complies with A.R.S. § 23-214 and agrees to comply with the requirements of A.R.S. § 41-4401.
8. No Boycott of Israel. To the extent A.R.S § 35-393 through § 35-393.03 are applicable, the parties hereby certify that they are not currently engaged in, and agree for the duration of the Agreement to not engage in, a boycott of goods or services from Israel, as that term is defined in A.R.S § 35-393.
9. Uyghur Forced Labor Prevention Act (UFLPA). Contractor certifies that it does not currently, and during the term of this Agreement, will not use:
 - a. the forced labor of ethnic Uyghurs in the People’s Republic of China;
 - b. any goods or services produced by the forced labor of ethnic Uyghurs in the People’s Republic of China; and
 - c. any contractors, subcontractors or suppliers that use the forced labor or any goods or services produced by the forced labor of ethnic Uyghurs in the People’s Republic of China.

c. any contractors, subcontractors or suppliers that use the forced labor or any goods or services produced by the forced labor of ethnic Uyghurs in the People's Republic of China.

10. Attestation of PCI Compliance. When applicable, the Contractor will provide the City annually with a Payment Card Industry Data Security Standard (PCI DSS) attestation of compliance certificate signed by an officer of Contractor with oversight responsibility.

11. Notices. Any notices that must be provided under this Agreement shall be sent to the Parties' respective authorized representatives at the address listed below:

City of Glendale
c/o Eric Keppler, Deputy Chief
11550 W. Glendale Ave., 2nd Floor
Glendale, AZ 85310

and

Arizona PPE Recon, Inc.
Attn: DeAnna Petersen
520 S. 52nd Street, Unit 202
Tempe, AZ 85281
deanna@arizonappe.com

IN WITNESS WHEREOF, the parties hereto have executed this Agreement as of the date and year set forth above.

"City"

City of Glendale, an Arizona
municipal corporation

By: _____
Kevin R. Phelps
City Manager

"Contractor"

Arizona PPE Recon, Inc.,
an Arizona corporation

By: DeAnna Petersen
Name: DeAnna Petersen
Title: Authorized Representative

ATTEST:

Julie K. Bower (SEAL)
City Clerk

APPROVED AS TO FORM:

**LINKING AGREEMENT
BETWEEN
THE CITY OF GLENDALE, ARIZONA
AND
ARIZONA PPE RECON, INC.**

**EXHIBIT A
CITY OF TEMPE CONTRACT NO. T24-080-01 FOR CLEANING, INSPECTION, AND
REPAIR OF PPE FOR FIRE MEDICAL RESCUE**

Contract Award Notice

Financial Services
Procurement Office
20 E. 6th Street
Tempe, AZ 85281



Contract Number: T24-080-01

Issue Date: 04/26/2024

Description: Cleaning, Inspection and Repair of PPE for Fire Medical Rescue

95087

Arizona PPE Recon, Inc.

Attn: DeAnna Petersen

520 S. 52nd Street, Unit 202

Tempe, AZ 85281

Phone: 800-987-3743, ext. 2

Cell: 949-355-6256

Email: deanna@arizonappe.com

Award Period

Beginning: 04/29/2024

Ending: 04/28/2026

Potential Renewals: 3, 1-Year Renewals

This Contract Award Notice is issued for the purchase of services as requested by the above noted solicitation/contract number. The Contract shall remain in effect for the award period above unless extended, renewed or canceled per the terms and conditions of the solicitation.

Any Contractor documents that conflict with the language and requirements of the City's solicitation are not acceptable and will void the Contract. In addition, the Contractor is not to begin work or make delivery of awarded items until any and all required insurance and/or performance bonds are posted with the City Procurement Office.

If the Contractor has a change of address or contact information, it is the Contractor's responsibility to notify the City Procurement Officer identified below and ensure all contact information is kept current.

Please note that your City of Tempe Contract number should appear on all shipping documents, invoices and statements. Invoices are to be sent directly to the requesting department.

Award Information

Item	Description	Unit	Unit Cost
Group 1 – Cleaning and Inspections (per NFPA 1851 Standards, most current edition)			
<i>Advanced Cleaning – “normal and standard” process”</i>			
1	Advanced cleaning and inspection of turnout coat	Each	\$23.50
2	Advanced cleaning and inspection of turnout pants	Each	\$23.50
3	Advanced cleaning of fire hood	Each	\$3.40
4	Advanced cleaning of fire gloves	Pair	\$5.30
5	Advanced cleaning of brush coat	Each	\$12.00
6	Advanced cleaning of brush pants	Each	\$12.00
7	Advanced cleaning of leather structure boots	Pair	\$38.15
8	Advanced cleaning of rubber structure boots	Pair	\$10.00
<i>Bloodborne Pathogen Cleaning</i>			
9	Clean, inspect and dry turnout coat (shell and liner)	Set	\$30.00
10	Clean, inspect and dry turnout pants (shell and liner)	Set	\$30.00
11	Clean, inspect and dry fire hood (tag if unserviceable)	Each	\$3.40
12	Clean, inspect and dry fire gloves (tag if unserviceable)	Pair	\$5.30
13	Clean, inspect and dry brush coat (tag if unserviceable)	Each	\$15.00


Item	Description	Unit	Unit Cost
14	Clean, inspect and dry brush pants (tag if unserviceable)	Each	\$15.00
15	Clean and inspect leather structure boots (tag in unserviceable)	Pair	\$38.15
16	Clean and inspect rubber structure boots (tag in unserviceable)	Pair	\$10.00
17	Clean turnout coat or pant (liner only)	Each	\$15.00
<i>Specialized CO2 Cleaning</i>			
18	Specialized CO2 cleaning of turnout coat	Each	\$126.50
19	Specialized CO2 cleaning of turnout pants	Each	\$126.50
20	Specialized CO2 cleaning of fire hood	Each	\$23.00
21	Specialized CO2 cleaning of fire gloves	Pair	\$25.00
22	Specialized CO2 cleaning of brush coat	Each	\$25.00
23	Specialized CO2 cleaning of brush pants	Each	\$25.00
24	Specialized CO2 cleaning of leather structure boots	Pair	\$38.15
25	Specialized CO2 cleaning of rubber structure boots	Pair	\$10.00
Group 2 – Repair Services			
1	Replace barcode	Each	\$3.20
2	Replace coat zipper that zips coat liner into coat shell approximately 2 feet in length	Each	\$17.00
3	Replace metal hook closure on coat and pants	Each	\$8.50
4	Replace snaps on coat and pants attaching liners to shells	Each	\$3.50
5	Replace suspender buttons on pants	Each	\$3.50
6	Replace hanger loop in back of coat shell approximately 4 inches (same material as outer shell)	Each	\$11.75
7	Replace drag rescue strap	Each	\$80.00
8	Replace leather cuff at bottom leg, approximately 3 inches in width doubled over pant hem; length 20-24 inches	Each	\$31.50
9	Replace wristlet according to manufacturer's original design	Each	\$18.50
10	Lengthen leg hem shell and liner, if necessary – price per inch	Inch	\$63.00
11	Shorten leg hem shell and liner, if necessary – price per inch	Inch	\$30.00
12	Replace microphone tab on outer shell of coat, approximately 3 inches in length and ¾ inches wide (same material as outer shell)	Each	\$8.50
13	Replace radio/side leg pocket, approximately size 9 x 4 x 2 ½ inches (same material as outer shell). Radio pockets may vary in sizes and should be replace with same size as being removed	Each	\$28.00
14	Replace radio pocket flap, approximately 4 x 4 inches	Each	11.75
15	Replace pocket, approximately 9 x 8 x 2 ½ inches (same material as outer shell). Pockets may vary in sizes and should be replaced with same size as being removed	Each	38.15
16	Replace bellow pocket flay	Each	19.65
17	Replace reflective trim by inch. L/Y or R/O Perforated Triple Trim	Inch	\$1.45
18	Replace Velcro® by inch	Inch	\$1.45

Item	Description	Unit	Unit Cost
19	Add or replace name panel, constructed of 2 layers of outer shell material (black) with snaps. Three-inch (3") reflective lettering is used for name	Each	\$38.15
20	Replace leather knee pad 8 ½" x 10"	Each	19.75
21	Small patch, maximum 32 cm sq. (5 in sq.) patch of same material as outer shell	Each	13.75
22	Stitch open seams, loose Velcro® or loose pocket. Price per area of element	Area	\$3.50
23	Replace take-up strips	Each	\$19.00
24	Add or replace American flag patch	Each	\$11.75

For a more comprehensive listing of Repair Costs, please refer to the attached list.


 Lisa Goodman (Apr 26, 2024 09:46 PDT)

Lisa Goodman, NIGP-CPP, CPPO, CPPB
 Senior Procurement Officer


 Michael Greene (Apr 26, 2024 10:43 PDT)

Michael Greene, C.P.M., CPPO
 Procurement Administrator

All terms and conditions of this Award Document are per the City's Solicitation Document

THIS IS NOT A PURCHASE ORDER

NAME	CODE	PRICE
ACCESSORIES		
Add New Barcode	ACC001	3.20
Add Sewn On Lettering For Name/Dept (each letter)	ACC002	5.50
Add SCBA Mask Pocket	ACC005	65.00
Add Mic Tab	ACC006	6.50
Add Flashlight Loop	ACC007	25.00
Add American Flag Patch	ACC008	11.75
Add Yellow Nomex Pocket Divider w/Snaps	ACC010	29.50
Name Panel w/2" Heat Press Letters	ACC011	38.25
Add Heat Press letter on Name Panel	ACC013	4.00
Sew Letters On Coat	ACC014	5.50
Add Flashlight Loop w/Dee Ring	ACC016	17.50
Helmet Reflective Decal	ACC017	7.50
No Label On Garment	ACC018	0.00
Suspender (Not New)	ACC019	65.00
Tab w/Snap Added to Bottom of Coat to Attach to Liner	ACC020	16.50
Add D-Ring	ACC022	15.00
Tab on Name Panel With Snap	ACC023	8.00
Add Waist Adjuster to Coat/Pant	ACC024	28.00
Name Panel with 3" Heat Press Letters	ACC012	42.00
Add Bellow Pocket Tool Loop	ACC025	12.00
Convert Class 2 Harness on pants to belt loop style w/CMC Class 1 Fire Rescue Belt	ACC026	225.00
Replace Lion Suspender Snap Attachment on Waist	SUSSNAP	28.50
Add Glove Holder	ACC027	35.00
Reinforce Bellow Pocket w/Snap Divider	ACC028	75.00
Reinforce Rear Leg Tool Pocket	ACC029	45.00
Add Hook & Loop to Stitched On Name Panel	ACC004	26.50
Add Suspender Loop	ACC030	17.50
Remove rear leg tool pocket	REMOVBACKPKT	27.00
Move Bellow Pocket from Side to Front	BELPKTMOVE	45.00
Replace Lion Belt	ACC031	69.00
Add D-Ring Attachment	ACC032	22.00
Add Ankle Closure with velcro to Brush Pant	ACC033	15.00
Add 2" Letters to Wildland Coat (each letter)	ACC034	5.00
Add Blank Heat Press Label	HEATPRESS	1.00

Name Panel with 3" Stitched On Letters	ACCO35	47.00
Add Fleece for Hand Warmer in Bellow Pocket	ACC036	30.00
Add rear leg tool pocket	ACC037	55.00
Remove Hanging Bellow Pocket & Align on Hem	ACC038	49.00
Add Glove Holder for Morning Pride (Douglas FD)	ACC075	28.00
Add Hook to Front Right Chest (Douglas FD)	ACC076	38.00
Embroider Name On Brush Pant Pocket	ACC077	15.00
Stitch RFID into coat/pant	ACC078	8.50
ALTERATIONS		
Shorten Hem-Turnout Coat & Liner	CALT001	135.00
Shorten Sleeves-Turnout Coat & Liner	CALT002	125.00
Lengthen Hem 1"-Turnout Coat & Liner	CALT003	160.00
Lengthen Sleeves 1"-Turnout Coat & Liner	CALT004	125.00
Lengthen Sleeves 3"-Turnout Coat & Liner	CALT005	175.00
Wedge Chest Coat & Liner	CALT006	160.00
Decrease Coat & Liner Width	CALT007	160.00
Increase Shoulder Width 2" for Coat & Liner	CALT008	165.00
Widen Coat & Liner Cuff 3"-4"	CALT009	160.00
Shorten Length-Turnout Pant & Liner	PALT001	135.00
Lengthen Turnout Pant & Liner 1"	PALT002	125.00
Lengthen Turnout Pant & Liner 2"	PALT003	150.00
Decrease Turnout Pant & Liner Waist	PALT004	145.00
Increase Pant & Liner Waist 1"	PALT005	125.00
Increase Pant & Liner Waist 2"	PALT006	150.00
Widen Turnout Pant & Liner Leg Below Knee 3"-4"	PALT007	195.00
Widen Turnout Pant & Liner Leg From Waist to Knee 1"-2"	PALT008	195.00
Decrease Turnout Pant & Liner Inseam from Crotch Down	PALT009	135.00
Lengthen Sleeves 2"-Turnout Coat & Liner	CALT0041	150.00
Lengthen Sleeves 4"-Turnout Coat & Liner	CALT0051	200.00
Lengthen Turnout Pant & Liner 3"	PALT0032	175.00
Lengthen Turnout Pant & Liner 4"	PALT0033	225.00
Increase Pant & Liner Waist 3"	PALT0061	175.00
Increase Pant & Liner Waist 4"	PALT0062	200.00
Lengthen Hem 2"-Turnout Coat & Liner	CALT0031	195.00
Lengthen Hem 3"-Turnout Coat & Liner	CALT0032	230.00
Lengthen Hem 4"-Turnout Coat & Liner	CALT0033	255.00
Add 2" to Chest-Turnout Coat & Liner	CALT0061	195.00

Widen Turnout Pant & Liner Leg Below Knee 1"-2"	PALT0071	175.00
Add 4" Width to Coat & Liner	CALT0062	265.00
Widen Coat & Liner Cuff 2"	CALT0091	135.00
Collar Decrease Width 3"	CALT0092	135.00
Add 4" to Gusset of Pant Crotch	PALT010	225.00
Increase Crotch Gusset 1"	CALT0052	140.00
Coat & Liner Waist-Let out 2" from taper	CALT10	190.00
Wedge Coat +2" from above bellow pocket down to hem	CALT11	155.00
Morning Pride-Lengthen Hem 3" & Front Closure	CALT00321	325.00
Morning Pride-Lengthen Hem 4" & Front Closure	CALT00331	350.00
Add 2" to Chest-Red Zone Coat & Liner	CALT00611	375.00
Add 4" Chest-Red Zone Coat & Liner	CALT00621	400.00
Red Zone Core Guard/Skirt w/red thread	COREGUARD	135.00
Extend Storm Flap 6"	CALT007	150.00
Add 3" From Pant Gusset to Knee	PALT0081	260.00
Add 4" From Pant Gusset to Knee	PALT0082	290.00
Add 3" Sweep to Coat & Liner	CALT012	215.00
Add 2" Sweep to Coat & Liner	CALT013	192.00
Innotex Pant Add Length to Outershell ONLY	INNADDOUTER	175.00
AZ PPE RENTAL		
Rental of Coat or Pant for 1 Month	RENTAL	100.00
CLEANING & INSPECTION		
Turnout Coat & Liner Advanced Cleaning Only	CACL001	21.00
Turnout Pant & Liner Advanced Cleaning Only	PACL001	21.00
Turnout Coat & Liner Advanced Cleaning & Inspection	CCLI001	23.50
Turnout Coat & Liner Inspection Only	CIS001	13.50
Turnout Coat Liner Hydrostatic Inspection	CIS002	13.50
Blood/Borne Pathogen Decon	DIS001	30.00
EMS Jacket Cleaning	EMS001	14.00
Structure Hood Cleaning & Inspection	HCLI001	3.40
Inspect at No Charge	INS001	0.00
Recommend Retire	RETIRE	0.00
General Cleaning of Misc Items	GENCL001	12.00
Structure Gloves Cleaning & Inspection	GLCL001	5.30
Structure Helmet & Shroud Cleaning & Inspection	HLMT	35.00
Heavily Soiled Decontamination Per Piece	HVYCLN	9.50
Turnout Pant & Liner Advanced Cleaning & Inspection	PCLI001	23.50

Turnout Pant & Liner Inspection Only	PIS001	13.50
Turnout Pant & Liner Hydrostatic Inspection	PIS002	13.50
Leather Turnout Boot Cleaning & Inspection	TBCL001	38.15
Traffic Vest Advanced Cleaning	TRAFFIC VEST	6.00
Wildland Coat Advanced Cleaning & Inspection	WCCLI001	12.00
Wildland Pant Advanced Cleaning & Inspection	WPCLI001	12.00
Turnout Coat Liner Cleaning Only	CACL002	11.15
Turnout Pant Liner Cleaning Only	PACL002	11.15
Turnout Cleaning-NO charge	NOCHARGE	0.00
Coat Serial & Liner Serial # Do NOT match	MATCH	0.00
Cleaning & Inspection of Arc Coat & Pant	ARCSUIT	70.00
PPE Bag Cleaned	PPEBAG	5.00
Cleaning of SCBA Mask & Mask Bag	SCBA	15.00
Advanced Decon Cleaning of Coat & Liner	DECONC	55.00
Advanced Decon Cleaning of Pant & Liner	DECONP	55.00
Cleaning of Helmet Shroud	SHROUD	3.50
Decon of Police Garment	PDCLN	15.00
Boot Inspection Only	BOOTINSP	15.00
Cleaning & Inspection of Coverall	COVERALLCL	15.00
Wildland Helmet & Shroud Cleaning & Inspection	WLDHLMT	13.50
Fire Line Pack Cleaning	FRLNPACK	5.00
Tactical Pant Cleaning & Inspection	TACTPNT	12.00
Rubber Boot Cleaning & Inspection	TBCL002	10.00
Rubber Boot Inspection Only	TBCL003	4.00
Bio Boot Cleaning	TBCL004	7.00
Bio Cleaning Brush Coat/Pant	TBCL005	5.00
Hood Inspection Only	TBCL006	0.50
Gloves Inspection Only	TBCL007	0.50
Brush Coat/Pant Inspection Only	TBCL008	1.50
Cleaning of Ballistic Vests	CLNBALVEST	8.00
Bullard Bag Helmet Parts Cleaned	BULLBAG	8.00
C02 Cleaning of Coat & Liner + Advanced Cleaning	C02CLENCOAT	150.00
C02 Cleaning of Pant & Liner + Advanced Cleaning	C02CLENPANT	150.00
C02 Cleaning of Gloves & Advanced Cleaning	C02GLVE	25.00
C02 Cleaning of Hood & Advanced Cleaning	C02HOOD	23.00
C02 Cleaning of Helmet & Advanced Cleaning	C02HELMET	85.00
C02 Cleaning of Structure Boots & Advanced Cleaning	C02BOOT	64.00

C02 Cleaning of SCBA Mask	C02MASK	40.00
Cleaning & Inspection of Rosendin Coat, Pant, Overall or Jumpsuit	CLNROSE	25.00
HARDWARE		
Replace Hook Clasp	HRD 1.00	8.50
Replace Dee Flang	HRD 2.00	6.50
Replace Rivet	HRD 3.00	3.50
Replace Snap	HRD 4.00	3.50
Replace Zipper-Turnout Coat Front Closure	HRD 5.00	35.00
Replace Suspender Button	HRD 6.00	3.50
Replace DRD Strap	HRD 7.00	103.00
Replace Drain Eye	HRD 8.00	3.50
Replace Snap Tab (Ankle/Wrist)	HRD 9.00	9.50
Replace Hook Clasp & Leather	HRD 11.00	16.00
Replace Zipper-Coat Shell to Liner-2 sides	HRD 13.00	17.00
Replace Zipper-Coat Shell to Liner-Continuous from side to side	HRD 131.00	32.00
Replace Belt Buckle	HRD 14.00	15.00
Replace Zipper-Turnout Pant Fly	HRD 17.00	25.00
Replace Suspender Webbing	HRD 18.00	8.00
Suspender Hook	HRD 19.00	8.00
Replace Neck Zipper-Outer Shell to Attach to Liner	HRD 51.00	33.00
Plastic Suspender Attachment Replacement	HRD 20.00	14.50
Replace Side Pocket Zipper	HRD 52.00	23.00
Replace Waist Adjustment metal loop	HRD 53.00	5.00
Replace Wrist Zipper to attach to shell/liner	HRD 54.00	25.00
Replace Zipper-Inside Fly to attach outer to liner	HRD 55.00	33.00
Metal Loop 2"	HRD 21.00	9.50
Replace side leg zipper	HRD 15.00	39.00
Waist Adjustment Clip	WASTADJCLIP	18.00
MOISTURE BARRIER & THERMAL LINER REPAIR		
Replace Velcro-Coat Liner Collar	CVE 4.00	18.00
Moisture Barrier Repair-Up to 3" Tear	MBR001	12.50
Moisture Barrier Repair-3" or Larger Tear	MBR002	19.50
Moisture Barrier Cuff Seam Repair	MBR003	18.00
Reseal Existing Moisture Barrier Seam Tape	MBR004	8.00
Moisture Barrier Install Inspection Port	MBR010	10.50
Moisture Barrier Extend Liner Port	MBR020	0.00
Moisture Barrier-Not Approved Tape, Not Sealed to MB, Stitch Exposed	MBR022	75.00

Thermal Liner Repair Per Patch	THL001	17.50
Thermal Liner Rebuild Crotch	THL002	48.00
Thermal Liner Restitch Existing Seam	THL003	3.50
Replace Thermal Liner On Cuff	THL004	29.00
Thermal Liner Replace Velcro-Inspection Port	THLVE001	9.50
Thermal Liner Replace Velcro-Fly Loop for Shell	THLVE002	9.50
Thermal Liner Replace Velcro-Tab on Waist for Shell	THLVE003	6.50
Thermal Liner Replace Velcro-Wrist Loop	THLVE004	12.50
Thermal Liner Replace Velcro-Entire Waist Band	THLVE005	27.50
Manufacturer Twisted Leg of Liner	THL005	35.00
Moisture Barrier Tested Past Year	MBR005	0.00
Replace Velcro-Pant cuff strap to attach to outer	THLVEE006	12.50
Thermal Liner-Replace Fly Loop Border	THL006	20.50
Replace Waterwell on Pant Thermal Liner	THL007	59.00
Replace 6"x4.5" Isodri Gafflet with Nano	THL008	43.50
Replace Red Zone Wristlet	REDZONEWRIST	35.00
TURNOUT REPAIRS		
Replace Reinforcement-Coat Wrist	REIN001	25.00
Replace Reinforcement-Pant Cuff	REIN002	25.00
Replace Belt Loop-Turnout Pant	BELT001	10.50
Rebuild Bellow Pocket Flap	BLPK001	19.65
Rebuild Bellow Pocket (Flap not included)	BLPK002	36.00
Barlack	BT001	4.00
Replace Coat Cuff-Black Advance	CCU001	25.00
Replace Glove Holder	CGL001	27.50
Replace Trim-Mid Sleeve	CTR001	32.50
Replace Trim-Coat Hem	CTR002	65.00
Replace Trim-Chest	CTR003	65.00
Replace Trim-Bellow Pocket	CTR004	18.50
Replace Trim-Radio Pocket	CTR005	14.50
Replace Trim-Per Foot	CTR008	18.50
Replace Trim-Cuff	CTR009	28.50
Replace Trim-SCBA Pocket	CTR006	18.00
Replace Trim-Top Back	CTR007	55.00
Move Reflective Trim on Coat Cuff	CTR010	20.00
Move Reflective Trim on Pant Cuff	CTR011	23.00
Replace Wristlet w/Thumb Loop	CWR001	22.00

Replace Thumbhole Wristlet	CWR002	22.00
Replace Waterwell	CWR003	38.50
Replace Throat Tab (Wristlet Material)	CWR004	13.50
Replace Elbow Pad	ELB001	45.00
Rebuild Panel-Back (Outer Shell Only)	CBKPAN001	165.00
Rebuild Half Sleeve-Below Elbow (Outer Shell Only)	CSLEV003	75.00
Rebuild Full Sleeve (Outer Shell Only)	CSLEV004	115.00
Front Storm Flap Reversal, Hardware Removed & Patched	FLAPREV	205.00
Rebuild Half Pant Leg-Below Kneepad (Outer Shell Only)	PKNEE005	105.00
Rebuild Pant Leg (Outer Shell Only)	PLEG006	155.00
Rebuild Quarter Pant Leg (Outer Shell Only)	PLEG007	95.00
Widen Storm Flap	FLAPADD	150.00
Heat Press Reflective Trim	HTPRS	14.00
Coat Small Patch (1"-3")	PATCH001	13.75
Coat Medium Patch (4"-7")	PATCH002	18.00
Coat Large Patch (8"-12")	PATCH003	28.00
Pant Small Patch (1"-3")	PATCH004	13.75
Pant Medium Patch (4"-7")	PATCH005	18.00
Pant Large Patch (8"-12")	PATCH006	28.00
Pant Cuff Window	PATCH007	28.00
Rebuild Entire Seat of Pant (Outer Shell Only)	PBACK	175.00
Rebuild Pant Crotch (Outer Shell Only)	PCRTCH009	105.00
Replace Pant Cuff Leather (Entire Cuff)	PCUFFLTHR	31.50
Replace Kneepad-Dragon Hide	PKNEOD002	48.00
Replace Pad Inside Kneepad-Black	PKNEDP003	29.50
Replace Trim-Pant Leg Ankle	PTR001	37.00
Replace Trim-Pant Vertical Stripe	PTR002	45.00
Replace Waist Adjuster	PSWT001	11.50
Replace Radio Pocket Flap	RADPCKT01	11.00
Reinforce Entire Bellow Pocket Inside	REINFORCE	25.00
Restitch Existing Trim	STITCH001	3.25
Restitch Existing Seam	RESTITCH002	3.25
Restitch Manufacturers Label	STITCH003	3.25
Rebuild Coat Collar (Outer Shell Only)	CCOL001	35.00
Replace Hanger Loop On Back Of Coat	HANGER	11.75
Replace Radio Pocket	RADIO	28.00
Replace Knee Pad-Leather	PKNEOD003	19.75

Replace Take-Up Straps	TAKEUP	19.00
Replace Knee Pad-Lion	PKNEPD004	49.00
Replace Knee Pad-Stdshield	PKNEPD005	49.00
Pocket Extension	PKTEXT	15.00
Heat Reseal Letters on Name Panel	HEATLET	5.00
Replace Knee Pad-Gilbert FD Spec	PKNEPD007	75.00
Replace Silizone Knee Pad	PKNEDP004	43.50
Removal of Hook & Dee on Front Closure	REMOVAL	100.00
Arc Suit Restitch of Zipper (both sides)	ARCSTCH	50.00
Remove Hook & Dee & Add Zipper to Front Closure	REMAADDZIP	185.00
Add Bellow Pocket-Black Stdshield Front	BLPK003	80.00
Replace Elastic in Leg Waterwell	ESLTC	25.00
Replace Morning Pride Knee Pad	PKNEPD0071	75.00
WINDOW CUTOUT OF REAR CUFF	WINDOW	19.00
Lake Havasu FD-Front closure reversal, zipper added	LAKEHAVREV	245.00
Replace Bellow Pocket Black Stdshield	PATCH008	38.00
Replace Suspender Loop on Pant	SUSLOOP	22.00
Replace Mic Tab	MICTAB	8.50
Remove & Replace Front Closure System	FRONTCLOSURE	75.00
Replace Throat Tab	REPTHRTAB	19.00
Remove & Replace Red Zone Elastic at Cuff	REDZONEELASTIC	27.00
Remove Existing Pocket & Move to Correct Position on Front	POCKMOVE	30.00
Flap Reversal, Hook & Dee Removed & Zipper Added	FLAPREV2	235.00
Scottsdale FD Lion Warranty-Flip Hook & Dee on Front Closure	HOOKDEEREV	75.00
Scottsdale FD-Make magnet closure open right to left	MAGNETCLOSURE	85.00
Replace Innotex Gaiter	INNOTEXGAITER	55.00
VELCRO		
Replace Velcro-Front Closure	CVE 1.00	22.00
Replace Velcro-Bellow Pocket	CVE 2.00	13.00
Replace Velcro-Glove Holder	CVE 3.00	8.50
Replace Velcro-Throat Tab	CVE 5.00	14.00
Replace Velcro-Wrist	CVE 6.00	11.50
Replace Velcro-DRD Port	CVE 8.00	8.50
Replace Velcro- Name Panel Hook	CVE 9.00	17.50
Replace Velcro-Flashlight Strap	CVE 10.00	7.50
Replace Velcro-Radio Pocket	CVE 13.00	12.50
Replace Velcro-Waterwell	CVE 18.00	15.50

Replace Velcro-Collar	CVE 14.00	16.50
Replace Velcro-DRD Strap (inside Shell)	CVE 16.00	7.50
Replace Velcro-Coat Attaches to Liner	CVE 19.00	9.50
Add Velcro & Snaps for Name Panel	CVE 20.00	26.00
Replace Velcro-Pant Fly	PVE001	15.00
Replace Velcro-Inner Fly to Attach to Liner	PVE003	10.50
Replace Velcro-Waist Adjustment	PVE004	7.50
Replace Velcro-Back Pocket	PVE005	7.50
Replace Velcro-Pant Waist Attaches to Liner	PVE006	7.50
Replace Velcro-Pant Back Leg Tool Pocket	PVE007	12.50
Replace Velcro-Around Pant Kneepad	PVE008	15.00
Restitch Existing Velcro	VEL001	3.50
Clean Up Existing Velcro	VEL002	5.00
Replace Velcro-Helmet Strap	HELSTRP	15.00
Replace Velcro-Name Panel Loop	CVE 91.00	17.50
Replace Belt Loop Velcro	PVE009	7.00
Replace loop velcro on upper arm	VEL003	8.50
WILDLAND REPAIR		
Replace Coat Wrist Strap	WLC001	9.50
Replace Coat Velcro-Collar	WLC002	16.50
Replace Coat Zipper-Front Closure	WLC003	29.00
Replace Coat Velcro-Wrist	WLC004	10.50
Replace Coat Velcro-Chest Pocket	WLC005	7.50
Replace Pant Velcro-Bellow Pocket	WLP001	8.50
Replace Pant Velcro-Ankle Strap	WLP002	13.50
Replace Pant Zipper-Fly	WLP003	26.00
Replace Pant Velcro-Back Pocket	WLP004	7.50
Replace Pant Velcro-Hip Access Pocket	WLP005	7.50
Replace Pant Velcro-Fly	WLP006	15.00
Replace Pant Zipper-Ankle	WLP007	16.50
Replace Pant Zipper-Side Pocket	WLP008	16.50
Replace Pant Belt Loop	WLP009	8.00
Replace Pant Elastic Waistband	WLP012	16.50
Small Patch (1"-3")	WLP013	11.00
Restitch Existing Trim	WLP014	3.50
Restitch Existing Seam	WLP015	3.50
Bartack	WLP016	4.00

Large Patch (8"-12")	WLP017	22.00
Shorten Length	WLP018	39.00
Replace Trim-Ankle Cuff	WLP019	35.00
Replace Pocket Flap	WLP020	25.00
Medium Patch (4"-7")	WLP021	16.00
Increase Waist 1"-2"	WLP022	45.00
Increase Length 1"-2"	WLP023	53.00
Increase Length 3"-4"	WLP024	63.00
Rebuild Bellow Pocket	WLP025	29.00
Decrease Waist	WLP026	35.00
Replace Waist Adjuster	WLP027	20.00
Increase Waist 3-4"	WLP0221	58.00
Coverall Front Zipper Replaced	WLP029	28.00
Increase Length 5"-6"	WLP0241	69.00
Shorten Arms	WLP030	38.00
Lengthen Hem 4"	WLP031	59.00
Increase Wildland Coat Width 4"	WLP032	79.00
Lengthen Arms 2"	WLP033	59.00
Replace Coat Hanger Loop on Back of Coat	WLP034	15.00
Brush Pant Inspection Only	WLP0001	13.50
Remove 2" From Entire Pant Leg Width	WLP035	59.00
Replace Ankle Strap w/velcro	WLP036	28.50
Widen from knee down 2"	WLP037	49.00
Increase Waist 6"	WLP0241	71.00
Increase Wildland Coat Width 2"	WLP0321	59.00
Relocate Bellow Pocket from rear to front	WLP0322	58.00
Increase Length 2"	WLP0231	52.00
Increase Length 4"	WLP02311	62.00

City of Tempe-Procurement Office

RFP No. 24-080

**CLEANING, INSPECTION AND REPAIR OF PERSONAL
PROTECTIVE EQUIPMENT (PPE) FOR FIRE MEDICAL RESCUE**

Table of Contents

Qualifications and ExperiencePage 1-3

Certificate of Verification, Red Zone Certified Letter, Key Personnel.....Page 4-6

References.....Page 7-8

Method of Approach and Warranty.....Page 9-10

SOP’s, Inspection Forms, Sample Work OrderPage 11-19

Proposal Questionnaire, Addendum to Solicitation, Pricing Section, Vendors Offer,
Anti-Discrimination Policy, Affidavit of Compliance, Sustainability Questionnaire, Extended
Price List.....Page 20-40

Qualifications & Experience

Arizona PPE Recon, Inc. was established in 2016 in Tempe, Arizona by founders Scott and DeAnna Petersen, a husband and wife team with a vision to see an opportunity to develop an organization that helps Fire Departments implement NFPA 1851, thus helping Departments mitigate the threat of cancer. Having their son and siblings in the Fire Service and battling cancer with a childhood friend also in the Fire Service, Scott and DeAnna have a personal vested interest in providing a program for the cleaning and repair of Fire Department personal protective equipment (PPE) that removes harmful hydrocarbons and soils resulting from fires and chemical spills. For both health and safety reasons of the firefighter, it is critical that carcinogenic hydrocarbon, grease and soot be removed from firefighter PPE to help mitigate personnel from getting cancer.

Arizona PPE Recon, Inc., is a third party verified company by UL for NFPA 1851 Standard on Selection, Care and Maintenance of Protective Ensembles for Structural Fire Fighting and Proximity Fire Fighting 2020 Edition (see attached UL Verification). Arizona PPE is located in Tempe at 520 S. 52nd Street Suite 202 & 203, ensuring prompt turnaround time, allowing for the flexibility for emergency pick-ups and drop offs as well as the normal route schedule due to the close proximity. Arizona PPE Recon, Inc. will approach the desired scope of services with complete efficiency and compliancy to the most current edition of NFPA 1851. Since Arizona PPE has had experience performing complete Care and Maintenance on PPE for so many Fire Departments, including Tempe Fire Department, in Arizona for 8+ years, the firm has developed several processes that streamline turnover as well as ensure quality and is more than qualified to handle the scope of work in this RFP. Arizona PPE Recon Inc has been working with Tempe Fire Department providing this service since 2018.

Arizona PPE specializes in the following services while working with ALL major PPE manufacturers:

- ***THE ONLY ISP IN ARIZONA CERTIFIED TO WORK ON LION REDZONE** (see attached letter)
- *NFPA 1851 Compliant Advanced Inspection of all elements of PPE
- *Advanced Cleaning Using the Most Modern NFPA 1851 Compliant Systems of all elements of PPE
- *Specialized Cleaning depending on exposure (Disinfection, CO2, etc) for all elements of PPE
- *Basic Repairs
- *Advanced Repairs
- *Complete Documentation & Tracking of Advanced Cleaning, Advanced Inspection and Repairs per NFPA 1851
- *Alterations
- *Name Panels

Qualifications & Experience

Arizona PPE works with many Arizona Fire Departments and Fire Districts, picking up PPE, bringing it back to the facility to clean, inspect and repair as needed. Since many Cities have not had a consistent schedule in regards to the cleaning of their PPE, Arizona PPE has worked with them to customize and implement programs within these department's to ensure all Fire personnel not only know the importance of cleaning but also are part of these programs.

When specialized cleaning is deemed necessary for any article of PPE, Arizona PPE will either handle in house or send out for CO2 cleaning depending on type of exposure. LION Total Care in Denver, CO has agreed to partner with Arizona PPE for any of Arizona's Fire Department CO2 needs making them the **ONLY ISP** in Arizona to be able to use their services.

Arizona PPE also works with many Department's and Districts on an as-need basis with no agency being too small or too large to service. Arizona PPE is proud to say that by having their owner, Scott Petersen, personally make contact with Department's and help educate them on the importance of services that ISP's provide, Scott has single handedly helped dozens of Department's implement and adhere to a cleaning schedule, whereas they never did before thus spreading the mission of Arizona PPE to help mitigate the threat of cancer.

All employees are extremely valued as the true back bone at Arizona PPE, so great importance is placed on not only having enough employees to ensure all work is getting done, but that the right employees are hired that have the commitment to quality and timeliness that are needed to ensure PPE is returned clean, repaired and on time. It is with continued commitment that Arizona PPE is continually striving to employ the best in the business. With the proper training and skill, Arizona PPE employees continue to meet the high quality and time sensitive standards that are expected on a daily basis. Since the owners of Arizona PPE are involved with all operations on a daily basis, additional personnel needs are constantly being monitored and additional employees are hired so that the daily operations are never too much to handle. Arizona PPE knows the true commitment and procedures needed to ensure success.

To further aid in the mission of Arizona PPE Recon, Inc. to help Departments mitigate the threat of cancer, Arizona PPE is the **FIRST** and **ONLY ISP** in Arizona to offer NFPA 1851 Class Training Programs at their Tempe facility throughout the year. Chiefs, Captains, PPE officers and anyone else who would like to attend are invited to spend the day gaining insight on selection, care and maintenance of Firefighter Personal Protective Ensemble (PPE), proper tracking of PPE and education on developing an NFPA 1851 compliant program. The class is a combination of hands on training/demonstration and classroom presentation while also educating the student in routine and advanced inspection, proper use of Hydro-Testers to test moisture barriers and PPE Storage and Retirement. It has been a true honor and privilege to have so many Fire personnel attend these classes and for Arizona PPE to receive such great reviews from all who attend.



Qualifications & Experience

Arizona PPE Recon, Inc. is an ISP like no other! Arizona PPE proves everyday how their commitment to the health and safety of **EVERY** member of the Fire Community **CAN** make a difference in the lives of Firefighters, their families and the community as a whole. Thank you for the opportunity to serve the City of Tempe and its' Fire Service.

Certificate Number
Issue Date
Expiration Date

MH64579-20220104
2022-November-09
2024-November-09

Certificate of Verification

Independent Service Providers, Cleaners and Organizations of Structural and Proximity Fire Fighting Garments and Technical Rescue Garments

Issued to:
Arizona PPE Recon Inc
520 S. 52nd St. Suite 202
Tempe, AZ 85281



This is to certify that the above service provider has been verified to perform the following services

Services			
Service Category	Verified ISP		
Advance Cleaning	Yes		
Advanced Sanitization	Yes		
Advanced Repairs	Yes		
Repairs			
Outer Shell Repairs	Yes		
Thermal Barrier Repairs	Yes		
Moisture Barrier Repairs	Yes		
Moisture Barrier Materials Eligible for Repair			
Moisture Barrier Manufacturer	Model	Tape	Seam Type
W.L. Gore	CROSTECH Black, 2F	1880780/1880782	Felled and Overedge
Stedfast	Stedair 4000	TX1912	Felled and Overedge

The standard used to verify the above service provider is NFPA 1851, Standard on Selection, Care, and Maintenance of Protective Ensembles for Structural Fire Fighting and Proximity Fire Fighting, 2020 Edition

This Certificate of UL LLC is the only method provided by UL to identify repair service providers and organizations verified under its Certificate and Follow-Up Service. Repair service providers and organizations for which Certificates are issued are considered by UL to be compliant with the applicable requirements at the time of issuance. UL assumes no liability for any loss that may result from failure of the repairs, incorrect certification, or nonconformity with requirements. Certificates are valid for up to two years from date of issue.

Issued by:

Karla S. Litaker
UL LLC

Reviewed by:

Amanda H. Newsom
UL LLC





March 15th, 2024

Tempe Fire Medical Rescue Department
Fire Resource
31 E 5th Street
Tempe, AZ 85281

Re: TFMR – RedZone ISP
RedZone Gear – Care & Maintenance

To Whom it May Concern,

Our LION team greatly values the Tempe Fire Medical Rescue Department's PPE contract and we are excited to have received the award for the RedZone™ particulate blocking gear. LION manufactures the only UL verified particulate garment. Due to the nature of the construction of the particulate ensemble, it is important to use an ISP that is certified to handle the repairs and alterations. In the absence of a LION TotalCare® facility in your region, Arizona PPE is currently the only in-state independent service provider authorized to make repairs and alterations on the LION RedZone™ garments.

Please let us know if you have further questions or concerns. Thank you for your continued support of the LION brand.

Best,

Michelle Trout
Metro Account Manager
LION Safety Resource Group

Key Personnel

- 1) Scott Petersen
Owner/Operator-Client Relations, Customer Service
25+ years business owner/operator, 8+ years industry relevant experience

Business Phone: 800-987-3743
Cell Phone: 480-617-7399
Email: Scott@ArizonaPPE.com

- 2) DeAnna Petersen
Owner/Operator-Operations
30+ years business owner/operator, 8+ years industry relevant experience

Business Phone: 800-987-3743
Cell Phone: 949-355-6256
Email: DeAnna@ArizonaPPE.com

References

- 1) Tempe Fire Department
Deputy Chief Mike Atkinson
1425 S. Clark Dr.
Tempe, AZ 85281
Michael_Atkinson@tempe.gov
480-250-5426
Arizona PPE has provided cleaning, inspection, repairs & alterations of PPE from 2018-Present, just like services requested in this proposal.

 - 2) Tucson Fire Department
Deputy Chief Paul Moore
720 E. Ajo Way
Tucson, AZ 85714
Paul.Moore@tucsonaz.gov
520-354-9075
Arizona PPE has provided cleaning, inspection, repairs & alterations of PPE from 2020-Present, just like services requested in this proposal.

 - 3) Phoenix Fire Department
Support Services Chief-Danny Gile
2625 South 19th Ave
Phoenix, AZ 85009
Daniel.Gile@phoenix.gov
480-294-4152
Arizona PPE offers inspection and repair services & alterations on all PPE, just like services requested in this proposal. Name Panels are also produced in large quantity orders. Services provided from April 2017-Present.

 - 4) Mesa Fire & Medical Department
Support Services-Mary Chapin
708 W. Baseline Rd.
Mesa, AZ 85210
Mary.Chapin@mesaaz.gov
480-644-4992
Arizona PPE is contracted with Mesa FD and has provided cleaning, inspection, repairs & alterations of PPE from 2022-Present, just like services requested in this proposal.
-

- 5) Surprise Fire Department
Chief Brenden Espie
16000 N Civic Center Plaza
Surprise, AZ 85374
Brenden.Espie@surpriseaz.gov
602-292-0256
Arizona PPE is contracted with Surprise FD and offers cleaning, inspection and repair services & alterations on all PPE, just like services requested in this proposal. Services provided from January 2018-Present.

- 6) Superstition Fire & Medical District
Battalion Chief John Walka
3700 East 16th Ave
Apache Junction, AZ 85119
John.Walka@sfmd.az.gov
480-694-6122
Arizona PPE offers cleaning, inspection and repair services & alterations on all PPE, just like services requested in this proposal typically with a very short turn-around time. Services provided from February 2018-Present.

- 7) Buckeye Fire Department
Battalion Chief Pete Shiple
21699 West Yuma Rd #101
Buckeye, AZ 85326
PShiple@buckeyeaz.gov
623-696-1012
Arizona PPE offers cleaning, inspection and repair services & alterations on all PPE, just like services requested in this proposal. Services provided from October 2017-Present.

- 8) Scottsdale Fire Department
Support Services-Natasha Turra
9191 E San Salvador Dr.
Scottsdale, AZ 85258
NTurra@scottsdaleaz.gov
480-881-9226
Arizona PPE offers cleaning, inspection and repair services & alterations on all PPE, just like services requested in this proposal. Services provided from October 2018-Present.

- 9) Gilbert Fire Department
Deputy Chief Gary Hildebrandt
2730 E. Williams Field Rd.
Gilbert, AZ 85297
Gary.Hildebrandt@gilbertaz.gov
928-239-0002
Arizona PPE offers cleaning, inspection and repair services & alterations on all PPE, just like services requested in this proposal. Services provided from October 2018-Present.

Method of Approach & Warranty

Arizona PPE is committed to providing the City of Tempe and its' Fire Service personnel with the same caliber of service, performance and commitment that it has been providing Fire Department's throughout Arizona since 2016. By staying committed to the mission of helping to mitigate the threat of cancer within the Fire Service, Arizona PPE continues to spread its' message by educating fire personnel about the importance of the cleaning, inspection and repair of Fire Personal Protective Equipment. By using the most modern NFPA 1851 compliant systems in terms of cleaning, inspection and repair and staying committed to meeting even the most demanding timelines, Arizona PPE will continue to provide a service to the City of Tempe like NO other ISP can!

Arizona PPE not only has top of the line extractors, dyers and sewing equipment, but also top-notch employees who share the owner's commitment to providing the best in quality and customer service. All employees at Arizona PPE have been trained to perform cleaning, inspection and repairs according to the most current NFPA 1851 standards and with having owners/operators on site, any issue that may arise is always addressed and resolved in a timely manner. Arizona PPE ALWAYS stands behind their work and has a quality management system in place to ensure the final product always exceeds the client's expectations. In the case of a problem arising with defects in materials or workmanship, Arizona PPE will immediately pick up the PPE in question, fix it and return it at no additional cost to the City in a very timely manner. Arizona PPE will warranty their workmanship for 5 years. No request is ever too small or too large to fulfill! Every effort will ALWAYS be made to accommodate ANY request, and of course always be met with a smile!!

Below is the same schedule Arizona PPE has adhered to working with Tempe Fire Department since 2018 and is proposing to continue the following schedule to meet the scope of work in this RFP for pick up, cleaning, inspection, maintenance/repair and delivery of approx. 12-15 sets or more, whatever is needed:

Day 1 ___ Pick up PPE at the designated location and time (Either Monday or Tuesday). PPE will be brought back to Arizona PPE's location in Tempe for Advance washing and drying as per NFPA 1851 (see attached for SOP's for all elements of PPE).

Day 2 & 3 ___ PPE will be inspected per NFPA 1851 (see attached inspection forms for all elements of PPE) and a work order of repairs will be produced for any repairs required to maintain compliancy of the PPE as per NFPA 1851. After completion of inspections, all deficiencies found in the inspection process will be sent to a Tempe Representative if required. Upon approval, repairs will be made to garments as per work orders developed from Advanced Inspections and in the guidelines of the agreed scope of repairs between Tempe Fire Department and Arizona PPE Recon, Inc. Digital work orders are supplied after every PPE delivery along with the invoice to the Tempe Fire Department designated Representative.

Day 4 ___ PPE will be assembled and final quality control inspections to be performed on all PPE that was picked up on this route (Day 1). After final quality control inspections are completed, data entry of

Method of Approach & Warranty

repairs and washing as per NFPA 1851 will be updated for each piece of PPE that has gone through the process. PPE will be bagged in UV resistant white bags with the detailed work order (see attached work order sample) placed in a clear plastic envelope on the front of each bag clearly showing the Firefighter name and station and be delivered to the designated location at the agreed upon time (Either Thursday or Friday).

Arizona PPE will also provide the Tempe Fire Department with a detailed repair work order for every element of PPE upon delivery (see attached sample itemized work order).

All tracking and reporting of PPE is currently being done through a custom written program designed by Arizona PPE that allows the client to see in real time the status of every element of PPE online that is brought into the facility and provides access to all history, etc. of every piece scanned into the system. Tempe Fire Department currently has access to this system for maintaining their records on in service, inspection, cleaning, repair and out of service status for all garments. The custom written software ensures there will never be a question as to the status of an order, or what repairs, expense, etc. have been made to an element of PPE.

Arizona PPE offers loaner/rental PPE to all Fire Departments throughout Arizona. Many Departments have found the need to rent PPE for Academies, for Firefighters whose PPE has not come in from the manufacturer or for Departments that are in need of an uncommon size. Whatever the need may be, Arizona PPE has created this rental program so that no Department will ever have the issue of outfitting a Firefighter for service.

This is just another example of how Arizona PPE is **ALWAYS** thinking of ways to improve the services offered to its' clientele!

BEFORE YOU START WASHING TURNOUT GEAR, MAKE SURE YOU WEAR PROTECTIVE EQUIPMENT INCLUDING: Apron, Gloves, and Glasses

SOP for Advanced Cleaning to Assist Compliance to NFPA 1851 Structural Gear Outershells/Liners/Hoods

1. Separate Outershells from Liners and **(WASH SEPARATELY)**.
2. Spot treat heavy soiled areas with approved spotters (such as CitroSqueeze). Which you can purchase at www.arizonappe.com 800-987-3743
3. Turn Liner inside out ...close all closures on coat and pants (if possible).
4. Load machine with minimum 2 sets of gear.
5. Turn machine on and use Formula.
6. Push Start button and walk away.
7. Remove gear from machine and inspect and rewash if needed.

BEFORE YOU START WASHING TURNOUT GEAR, MAKE SURE YOU WEAR PROTECTIVE EQUIPMENT INCLUDING: Apron, Gloves, and Glasses

SOP for Advanced Cleaning to Assist Compliance to NFPA 1851 GLOVES

(Hand Wash) Do not machine wash.

Use “universal precautions” Gloves, Apron, Face shield.

Use a mild detergent with a pH level from 6.0 to 10.5 Such as CitroSqueeze® which you can purchase at www.arizonappe.com 800-987-3743

Do not use chlorine bleach or solvents

Adjust water temperature not to exceed 105 degrees if possible

Gently scrub outside with a soft brush

Fill inside with a water/detergent solution and gently agitate

Rinse thoroughly, flush inside of glove thoroughly

Gently squeeze out water and air dry

BEFORE YOU START WASHING TURNOUT GEAR, MAKE SURE YOU WEAR PROTECTIVE EQUIPMENT INCLUDING: Apron, Gloves, and Glasses

SOP for Advanced Cleaning to Assist Compliance to NFPA 1851

Structural / Wildland Helmets

**(Hand Wash) Do not machine wash.
Remove detachable components and wash separately.**

Use “universal precautions” Gloves, Apron, Face shield.

Use a mild detergent with a pH level from 6.0 to 10.5 Such as CitroSqueeze® which you can purchase at www.arizonappe.com 800-987-3743

Do not use chlorine bleach or solvents

Adjust water temperature not to exceed 105 degrees if possible

Scrub the exterior and interior with a soft brush

Wash faceshields and goggles with a soft cloth

Rinse thoroughly

Air dry, a soft towel may also be used.

BEFORE YOU START WASHING TURNOUT GEAR, MAKE SURE YOU WEAR PROTECTIVE EQUIPMENT INCLUDING: Apron, Gloves, and Glasses

SOP for Advanced Cleaning to Assist Compliance to NFPA 1851 BOOTS

(Hand Wash) Do not machine wash.

Use “universal precautions” Gloves, Apron, Face shield.

Use a mild detergent with a pH level from 6.0 to 10.5 Such as CitroSqueeze® which you can purchase at www.arizonappe.com 800-987-3743

Do not use chlorine bleach or solvents

Adjust water temperature not to exceed 105 degrees if possible

Soak and/or gently scrub inside with a soft brush

Scrub outside with a soft brush

Rinse thoroughly, flush inside of boot thoroughly

Suspend the boots upside down and air dry

ADVANCED INSPECTION – COAT

Serial # _____

Liners _____

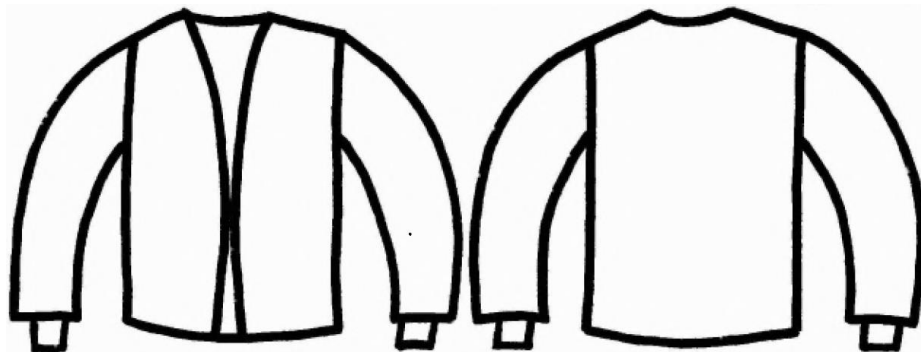
Inspected by: _____

Date of Mfg: _____

Date of Inspection: _____

Pass or Fail	Jacket Shell	Jacket Liner	Comments
Cleanliness	<input type="checkbox"/> P <input type="checkbox"/> F	<input type="checkbox"/> P <input type="checkbox"/> F	
Rips, Tears, Cuts, etc	<input type="checkbox"/> P <input type="checkbox"/> F	<input type="checkbox"/> P <input type="checkbox"/> F	
Damaged or Missing Hardware	<input type="checkbox"/> P <input type="checkbox"/> F		
Flame/Heat Damage	<input type="checkbox"/> P <input type="checkbox"/> F	<input type="checkbox"/> P <input type="checkbox"/> F	
Stitching/Seam Integrity	<input type="checkbox"/> P <input type="checkbox"/> F	<input type="checkbox"/> P <input type="checkbox"/> F	
Quilt Stitching Integrity		<input type="checkbox"/> P <input type="checkbox"/> F	
Fabric Integrity	<input type="checkbox"/> P <input type="checkbox"/> F	<input type="checkbox"/> P <input type="checkbox"/> F	
Wristlet Integrity	<input type="checkbox"/> P <input type="checkbox"/> F	<input type="checkbox"/> P <input type="checkbox"/> F	
Reflective Trim Damage	<input type="checkbox"/> P <input type="checkbox"/> F		
Reflective Trim Reflectivity	<input type="checkbox"/> P <input type="checkbox"/> F		
Label Integrity/Legibility	<input type="checkbox"/> P <input type="checkbox"/> F	<input type="checkbox"/> P <input type="checkbox"/> F	
Hook and Loop Functionality	<input type="checkbox"/> P <input type="checkbox"/> F	<input type="checkbox"/> P <input type="checkbox"/> F	
Liner Attachment Systems	<input type="checkbox"/> P <input type="checkbox"/> F	<input type="checkbox"/> P <input type="checkbox"/> F	
Closure System Functionality	<input type="checkbox"/> P <input type="checkbox"/> F		
Accessory Integrity	<input type="checkbox"/> P <input type="checkbox"/> F		
Correct Assembly and size of shell, liner, DRD	<input type="checkbox"/> P <input type="checkbox"/> F	<input type="checkbox"/> P <input type="checkbox"/> F	
DRD cleanliness	<input type="checkbox"/> P <input type="checkbox"/> F		
DRD Integrity/ Physical Damage	<input type="checkbox"/> P <input type="checkbox"/> F		

HYDROSTATIC TEST RESULTS:



ADVANCED INSPECTION – PANTS

Serial # _____

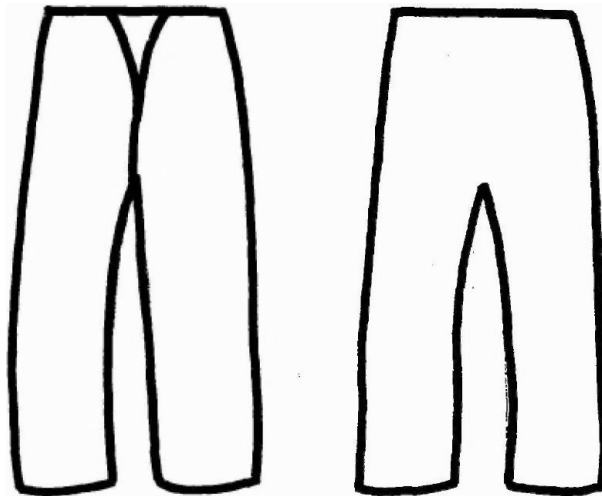
Inspected by: _____

Date of Mfg: _____

Date of Inspection: _____

Pass or Fail	Pant Shell	Pant Liner	Comments
Cleanliness	<input type="checkbox"/> P <input type="checkbox"/> F	<input type="checkbox"/> P <input type="checkbox"/> F	
Rips, Tears, Cuts, etc	<input type="checkbox"/> P <input type="checkbox"/> F	<input type="checkbox"/> P <input type="checkbox"/> F	
Damaged or Missing Hardware	<input type="checkbox"/> P <input type="checkbox"/> F		
Flame/Heat Damage	<input type="checkbox"/> P <input type="checkbox"/> F	<input type="checkbox"/> P <input type="checkbox"/> F	
Stitching/Seam Integrity	<input type="checkbox"/> P <input type="checkbox"/> F	<input type="checkbox"/> P <input type="checkbox"/> F	
Quilt Stitching Integrity		<input type="checkbox"/> P <input type="checkbox"/> F	
Fabric Integrity	<input type="checkbox"/> P <input type="checkbox"/> F	<input type="checkbox"/> P <input type="checkbox"/> F	
Reflective Trim Damage	<input type="checkbox"/> P <input type="checkbox"/> F		
Reflective Trim Reflectivity	<input type="checkbox"/> P <input type="checkbox"/> F		
Label Integrity/Legibility	<input type="checkbox"/> P <input type="checkbox"/> F	<input type="checkbox"/> P <input type="checkbox"/> F	
Hook and Loop Functionality	<input type="checkbox"/> P <input type="checkbox"/> F	<input type="checkbox"/> P <input type="checkbox"/> F	
Liner Attachment Systems	<input type="checkbox"/> P <input type="checkbox"/> F	<input type="checkbox"/> P <input type="checkbox"/> F	
Closure System Functionality	<input type="checkbox"/> P <input type="checkbox"/> F		
Accessory Integrity	<input type="checkbox"/> P <input type="checkbox"/> F		
Correct Assembly and size of shell, liner, DRD	<input type="checkbox"/> P <input type="checkbox"/> F	<input type="checkbox"/> P <input type="checkbox"/> F	

HYDROSTATIC TEST RESULTS:



ADVANCED INSPECTION HOOD/GLOVES/HELMET/BOOTS

Serial # _____

Inspected by: _____

Date of Mfg: _____

Date of Inspection: _____

Pass or Fail	Hood	Glove	Helmet	Boots	Comments
Cleanliness	<input type="checkbox"/> P <input type="checkbox"/> F	<input type="checkbox"/> P <input type="checkbox"/> F	<input type="checkbox"/> P <input type="checkbox"/> F	<input type="checkbox"/> P <input type="checkbox"/> F	
Rips, Tears, Cuts, etc	<input type="checkbox"/> P <input type="checkbox"/> F	<input type="checkbox"/> P <input type="checkbox"/> F	<input type="checkbox"/> P <input type="checkbox"/> F	<input type="checkbox"/> P <input type="checkbox"/> F	
Flame/Heat Damage	<input type="checkbox"/> P <input type="checkbox"/> F	<input type="checkbox"/> P <input type="checkbox"/> F	<input type="checkbox"/> P <input type="checkbox"/> F	<input type="checkbox"/> P <input type="checkbox"/> F	
Stitching/Seam Integrity	<input type="checkbox"/> P <input type="checkbox"/> F	<input type="checkbox"/> P <input type="checkbox"/> F	<input type="checkbox"/> P <input type="checkbox"/> F	<input type="checkbox"/> P <input type="checkbox"/> F	
Loss of Elasticity	<input type="checkbox"/> P <input type="checkbox"/> F	<input type="checkbox"/> P <input type="checkbox"/> F			
Face Opening Adjustment	<input type="checkbox"/> P <input type="checkbox"/> F				
Shrinkage	<input type="checkbox"/> P <input type="checkbox"/> F	<input type="checkbox"/> P <input type="checkbox"/> F			
Liner Attachment Systems/Damage		<input type="checkbox"/> P <input type="checkbox"/> F	<input type="checkbox"/> P <input type="checkbox"/> F	<input type="checkbox"/> P <input type="checkbox"/> F	
Loss of Flexibility			<input type="checkbox"/> P <input type="checkbox"/> F		
Damage to shell – bubbling/warping/soft spots, etc.			<input type="checkbox"/> P <input type="checkbox"/> F		
Damage to Retention/Suspension System			<input type="checkbox"/> P <input type="checkbox"/> F		
Functionality of Retention/Suspension			<input type="checkbox"/> P <input type="checkbox"/> F		
Faceshield/Goggles Missing Components			<input type="checkbox"/> P <input type="checkbox"/> F		
Faceshield/Goggles Scratching/Discoloration			<input type="checkbox"/> P <input type="checkbox"/> F		
Faceshield/Goggles Functionality			<input type="checkbox"/> P <input type="checkbox"/> F		
Reflective Trim Damage			<input type="checkbox"/> P <input type="checkbox"/> F		
Impact Cap Damage			<input type="checkbox"/> P <input type="checkbox"/> F		
Accessories for Compliance			<input type="checkbox"/> P <input type="checkbox"/> F	<input type="checkbox"/> P <input type="checkbox"/> F	
Exposed or Deformed Steel Toe/Mid Sole/Shank				<input type="checkbox"/> P <input type="checkbox"/> F	
Excessive Tread Wear				<input type="checkbox"/> P <input type="checkbox"/> F	
Heel Counter Failure				<input type="checkbox"/> P <input type="checkbox"/> F	
Closure System Functionality				<input type="checkbox"/> P <input type="checkbox"/> F	
Loss of Water Resistance				<input type="checkbox"/> P <input type="checkbox"/> F	

ADDITIONAL COMMENTS:



38164 **02/19/2024**
WORK ORDER DATE

Tempe Fire Department
1425 S Clark Dr
Tempe, AZ

176 **DMP**
TAG INITIALS

CLIENT

John Moe **6** **24891**
FIREFIGHTER NAME STATION FIREFIGHTER ID

0008477311 **Coat** **423237** **12-01-2016**
SERIAL CATEGORY SIZE DATE OF MANUFACTURER

Cleaning & Inspection

Turnout Coat & Liner Advanced Cleaning & Inspection CCLI001 Description	HAS NAME PANEL Note	1 Quantity
PPE Bag Cleaned PPEBAG Description		1 Quantity
Leather Turnout Boot Cleaning & Inspection TBCL001 Description	RECOMMEND CONDEMN-FAILED LEAKAGE TEST Note	1 Quantity
Structure Gloves Cleaning & Inspection GLCL001 Description		1 Quantity

Turnout Repairs

Bartack BT001 Description	RIGHT OF LEFT BELLOW POCKET Note	2 Quantity
--------------------------------	-------------------------------------	---------------

0008477312 **Coat Liner** **423237** **12-01-2016**
SERIAL CATEGORY SIZE DATE OF MANUFACTURER

Cleaning & Inspection

Turnout Coat Liner Hydrostatic Inspection CIS002 Description	PASSED WITH REPAIR Note	1 Quantity
---	----------------------------	---------------

Moisture Barrier & Thermal Liner Repair

Moisture Barrier Repair-Up to 3" Tear MBR001 Description	1-LOWER LEFT SIDE. 1-LOWER BACK Note	2 Quantity
Thermal Liner Repair Per Patch THL001 Description	RIGHT ARM/ARMPIT (INSIDE) Note	1 Quantity

0008451701 **Pant** **3631** **11-01-2016**
SERIAL CATEGORY SIZE DATE OF MANUFACTURER

Cleaning & Inspection

Turnout Pant & Liner Advanced Cleaning & Inspection PCLI001 Description	HAS TAGGED RESCUE BELT, NO SUSPENDERS Note	1 Quantity
--	---	---------------

Turnout Repairs

Replace Trim-Pant Leg Ankle PTR001 Description		2 Quantity
---	--	---------------

0008451702 **Pant Liner** **3631** **11-01-2016**
SERIAL CATEGORY SIZE DATE OF MANUFACTURER

Cleaning & Inspection

Turnout Pant & Liner Hydrostatic Inspection PIS002	PASSED WITH REPAIR	1
Description	Note	Quantity

Moisture Barrier & Thermal Liner Repair

Moisture Barrier Repair-Up to 3" Tear MBR001	REAR END SEAM	1
Description	Note	Quantity

Proposal Questionnaire

“Return this Section with your Response”

Questionnaire responses and supporting documentation provided will be used to evaluate the proposal. In order to evaluate an Offeror's overall experience and competence to perform the Scope of Work described herein, the City may rely on additional resources beyond the information provided.

Qualifications and Experience to include References

1. Provide a narrative of your company, to include number of years in business, corporate headquarters location and types of services provided.
2. Describe what qualifies your firm to provide these services. Include information demonstrating that your firm has the appropriate staffing, necessary resources, and a history of demonstrated competence.
3. Identify the senior and technical staff that will be assigned to the City's contract and include copies of their resumes and a brief description of their relevant experience.
4. Provide a minimum of three (3) references for which you have provided similar services to include agency name, contact person, phone number and length of time servicing the account.
5. Identify any subcontractors that will be used to perform this contract. For each subcontractor, identify the services they will be performing and a brief description of their qualifications to perform the services.
6. Provide proof your firm is currently a Certified Independent Service Provider (ISP) for the care and maintenance of Protective Fire Fighting ensembles. or in the process of becoming an ISP. **Certification must be submitted with the proposal response.**
7. Indicate which manufacturers your firm is qualified to perform garment maintenance and repairs.
8. Provide a letter from the manufacturer stating your firm company is authorized to make repairs and alterations on the Lion garments.

Method of Approach and Warranty

9. Provide the location of your facility and service location, if different.
10. Demonstrate that your company's processes for performing inspections, cleaning and repairs of turnout gear complies with NFPA 1851 Standard, most current edition.
11. Describe the method of approach to be used to complete inspection, cleaning and repair services.
12. What are your firm's turnaround times for inspection, cleaning and repair services?
13. Does your company offer pick-up and delivery services of garments from designated TFMRD locations? Yes No
14. Does your firm have the capacity to clean, inspect and repair an additional 12 to 15 garments per week if awarded this contract? If no, what is your firm's capacity?
15. Will you provide an electronic method for keeping records on in-service, inspection, cleaning, repair, and out-of-service status on all garments? Please describe the method, its benefits to the City and any training to be provided.
16. Does your firm provide short-term rental or loaner turnout gear? If so, please describe the rental/loaner services provided and include any applicable pricing.


Qualifications and Experience to include References

17. Provide a narrative of your company, number of years in business, corporate headquarters location and types of businesses.
18. Provide resumes for all key personnel who will be assigned to this contract.
19. Provide a minimum of three (3) references for which you have provided similar services to include agency name, contact person, phone number and length of time servicing account.
20. Identify any subcontractors that will be used to perform this contract. For each subcontractor, provide a minimum of three (3) reference to which they have provided similar products or services.
21. Provide proof your firm is currently an ISP or in the process of becoming an ISP.
22. Provide evidence of Third-Party Certification as prescribed by NFPA 1971, most current edition.
23. Indicate which manufacturers your firm is qualified to perform garment maintenance and repairs.

Completeness of Proposal and Acceptance of Terms and Conditions

24. Provide a sample detailed repair report with your proposal.

Addendum to Solicitation



City Procurement Office/City of Tempe • PO Box 5002 • 20 East 6th Street • Tempe, AZ 85280 • (480) 350-8324 • www.tempe.gov/procurement

Issue Date: | March 22, 2024

This addendum will modify and/or clarify:

Solicitation No.: | 24-080

and is

Addendum No.: | 1

Procurement Description: | Cleaning, Inspection, and Repair of Personal Protective Equipment (PPE) for Fire Medical Rescue

This Addendum is issued to share the questions received and the City's responses and to issue a Revised Price Sheet that supersedes pages 27-28 in the RFP.

Pricing Section – Pages 27-28

1. What is the difference between #1 & #10 and #2 and #11?

Response: A Revised Price Sheet is included with this addendum that organizes the pricing based on three types of cleaning processes: advanced, bloodborne pathogen cleaning and specialized CO2 cleaning.

2. For #13-20 what type of specialized cleaning are you wanting, blood, CO2, since pricing is different?

Response: Please refer to response to #1 above.

3. #15 – is that for a bellow pocket flay?

Response: Yes, the line item has been changed to reflect bellow pocket flay.

4. #18 Tempe FD name typically has 3" letters. I'm assuming this should be 3" instead of 1".

Response: Yes, the line item has been changed to reflect 3" lettering.

There are no other changes at this time.

Please ensure that you sign and submit this addendum by due date shown above

The balance of the specifications and bid solicitation instructions to remain the same. Bidders/Proposal Offerors are to acknowledge receipt and acceptance of this addendum by returning of signed addendum with bid/proposal response. Failure to sign and return an addendum prior to bid/proposal opening time and date may make the bid/proposal response non-responsive to that portion of the solicitation as materially affected by the respective addendum.

Name of Company

Email Address

City State Zip

DeAnna Petersen, Vice-President
By – Name and Title (Please Print)

Telephone

DeAnna Petersen
Authorized Signature

Pricing Section (Revised March 22, 2024)

“Return this Section with your Response”

Pricing offered shall be reflective of the following quantities and the historical usage of this contract by a number of municipalities throughout Arizona.

- City of Tempe – 400 sets
- City of Tucson – 1,300 sets

ITEM NO.	DESCRIPTION OF REQUIRED MATERIAL, SERVICE OR CONSTRUCTION	UNIT	UNIT PRICE	EXTENDED PRICE
Group 1 – Cleaning and Inspections (per NFPA 1851 Standards, most current edition)				
<i>Advanced Cleaning – “normal and standard process”</i>				
1.	Advanced cleaning and inspection of turnout coat	Each	\$	\$23.50
2.	Advanced cleaning and inspection of turnout pants	Each	\$	\$23.50
3.	Advanced cleaning of fire hood	Each	\$	\$3.40
4.	Advanced cleaning of fire gloves	Pair	\$	\$5.30
5.	Advanced cleaning of brush coat	Each	\$	\$12.00
6.	Advanced cleaning of brush pants	Each	\$	\$12.00
7.	Advanced cleaning of leather structure boots	Pair	\$	\$38.15
8.	Advanced cleaning of rubber structure boots	Pair	\$	\$10.00
<i>Bloodborne Pathogen Cleaning</i>				
9.	Clean, inspect and dry turnout coat (shell and liner)	Set	\$	\$30.00
10.	Clean, inspect and dry turnout pants (shell and liner)	Set	\$	\$30.00
11.	Clean, inspect and dry fire hood (tag if unserviceable)	Each	\$	\$3.40
12.	Clean, inspect and dry fire gloves (tag if unserviceable)	Pair	\$	\$5.30
13.	Clean, inspect and dry brush coat (tag if unserviceable)	Each	\$	\$15.00
14.	Clean, inspect and dry brush pants (tag if unserviceable)	Each	\$	\$15.00
15.	Clean and inspect leather structure boots (tag in unserviceable)	Pair	\$	\$38.15
16.	Clean and inspect rubber structure boots (tag in unserviceable)	Pair	\$	\$10.00
17.	Clean turnout coat or pant (liner only)	Each	\$	\$15.00
<i>Specialized CO2 Cleaning</i>				
18.	Specialized CO2 cleaning of turnout coat	Each	\$	\$126.50
19.	Specialized CO2 cleaning of turnout pants	Each	\$	\$126.50
20.	Specialized CO2 cleaning of fire hood	Each	\$	\$23.00

Pricing Section (Revised March 22, 2024)

"Return this Section with your Response"

21.	Specialized CO2 cleaning of fire gloves	Pair	\$	\$25.00
22.	Specialized CO2 cleaning of brush coat	Each	\$	\$25.00
23.	Specialized CO2 cleaning of brush pants	Each	\$	\$25.00
24.	Specialized CO2 cleaning of leather structure boots	Pair	\$	\$38.15
25.	Specialized CO2 cleaning of rubber structure boots	Pair	\$	\$10.00
			Total	\$688.85

Group 2 – Repair Services

1.	Replace barcode			3.20
2.	Replace coat zipper that zips coat liner into coat shell approximately 2 feet in length			17.00
3.	Replace metal hook closure on coat and pants			8.50
4.	Replace snaps on coat and pants attaching liners to shells			3.50
5.	Replace suspender buttons on pants			3.50
6.	Replace hanger loop in back of coat shell approximately 4 inches (same material as outer shell)			11.75
7.	Replace drag rescue strap			80.00
8.	Replace leather cuff at bottom leg, approximately 3 inches in width doubled over pant hem; length 20-24 inches			31.50
9.	Replace wristlet according to manufacturer's original design			18.50
10.	Lengthen leg hem shell and liner, if necessary – price per inch			63.00
11.	Shorten leg hem shell and liner, if necessary – price per inch			30.00
12.	Replace microphone tab on outer shell of coat, approximately 3 inches in length and ¼ inches wide (same material as outer shell)			8.50
13.	Replace radio/side leg pocket, approximately size 9 x 4 x 2 ½ inches (same material as outer shell). Radio pockets may vary in sizes and should be replace with same size as being removed			28.00
14.	Replace radio pocket flap, approximately 4 x 4 inches			11.75
15.	Replace pocket, approximately 9 x 8 x 2 ½ inches (same material as outer shell). Pockets may vary in sizes and should be replaced with same size as being removed			38.15
16.	Replace bellow pocket flay			19.65
17.	Replace reflective trim by inch. L/Y or R/O Perforated Triple Trim			1.45

Pricing Section (Revised March 22, 2024)

“Return this Section with your Response”

18.	Replace Velcro® by inch			1.45
19.	Add or replace name panel, constructed of 2 layers of outer shell material (black) with snaps. Three-inch (3") reflective lettering is used for name			38.15
20.	Replace leather knee pad 8 ½" x 10"			19.75
21.	Small patch, maximum 32 cm sq. (5 in sq.) patch of same material as outer shell			13.75
22.	Stitch open seams, loose Velcro® or loose pocket. Price per area of element			3.50
23.	Replace take-up strips			19.00
24.	Add or replace American flag patch			11.75

Provide a listing of any additional Repair Services not specifically listed within Group 2.

* Applicable Tax 0 %

*** State correct jurisdiction to receive sales tax on the Vendor's Offer, included in this Request for Proposal.**

Less prompt payments discount terms of 0 % days/ or net thirty (30) days. (To apply after receipt and acceptance of an itemized monthly statement.) For evaluation purposes, the City cannot utilize pricing discounts based upon payments being made in less than thirty (30) days from receipt of statement.

Ordering and Invoice Instructions

Invoices shall be issued directly to the ordering department. Invoices shall be accurate and complete including the information shown below. Failure to provide a properly documented invoice may cause a delay in receipt of payment. The City will not process an invoice for payment until it has been approved by the ordering department and forwarded to Accounts Payable. The City endeavors to process invoices within 30 days after receipt of an accurate and complete document.

Invoices shall include:

1. Line-item listing of all ordered items to include description of items;
2. Unit cost and extended cost for each line item;
3. Applicable Tax;
4. Payment Terms;
5. Purchase Order Number;
6. Name of selling organization clearly stated on invoice along with address;
7. Phone number and or e-mail address for contact person to clarify invoicing questions;

Invoices that do not follow the above minimum invoicing requirements will not be paid. Payment must be applied to only invoices referenced on check/payment stub. The City reserves the right to process payments via check or P-Card.

Accounting Contacts:

Carey Alf
 Carlene Foster
 Yesenia Loreda Flores

Letters A – H and Numbers
 Letters I – Z
 General AP Inquiries and AP Checks

Vendor's Offer

"Return this Section with your Response"

Offeror must complete, sign and submit this form to the Procurement Office with the proposal response. An unsigned "Vendor's Offer", late proposal response, and/or a materially incomplete response will be considered nonresponsive and rejected. Offeror is to type or legibly write in ink all information required below. A scanned copy of this page is acceptable.

Company Name:	Arizona PPE Recon Inc		
Company Purchase Order Mailing Address:			
Street Address:	520 S. 52 nd Street Unit 202		
City, State, Zip:	Tempe, AZ 85281		
Contact Person:	DeAnna Petersen	Phone Number:	800-987-3743 x.2
E-mail Address:	deanna@arizonappe.com	Cell Number:	949-355-6256
<u>Remit to Information</u>			
Company Name (as it appears on invoice):	Gulf Coast Bank & Trust Co.		
Company Payment Remit to Address:			
Street Address:	PO Box 100375		
City, State, Zip:	Pasadena, CA 91189		
<u>Company Tax Information</u>			
If a Tempe-based firm, provide Tempe Transaction Privilege (Sales) Tax No.:	21172959		
<u>Payment Options</u>			
Will your company accept the City's Master Card for payment?	Yes	<input checked="" type="checkbox"/>	No <input type="checkbox"/>
Will your company accept Payment via ACH (Automated Clearing House) for payment?	Yes	<input checked="" type="checkbox"/>	No <input type="checkbox"/>

THIS PROPOSAL IS OFFERED BY

REQUIRED SIGNATURE OF AUTHORIZED OFFEROR

By signing this Vendor's Offer, Offeror acknowledges acceptance of all terms and conditions contained herein and that prices offered were independently developed without consultation with any other Offeror or potential Offeror. Failure to sign and return this form with proposal response will be considered nonresponsive and rejected.

DeAnna Petersen
Signature of Authorized Offeror
DeAnna Petersen
DeAnna Petersen
Print or Type Name of Authorized Individual

3-26-2024
Date
Vice-President
Vice-President
Title of Authorized Individual

Anti-Discrimination Policy

“Return this Section with your Response”



COMPLIANCE WITH CITY'S ANTIDISCRIMINATION ORDINANCE NO. 02016.25

The Tempe City Council approved Ordinance No. 02016.25 that requires vendors who are being recommended for award to provide evidence of their compliance with the City's antidiscrimination policy as shown below:

Sec. 2-601. Policy.

It is declared to be the policy for the citizens of Tempe, Arizona, to be free from discrimination in public accommodations, employment, and housing, and contrary to public policy and unlawful to discriminate against any person on the basis of race, color, gender, gender identify, sexual orientation, religion, national origin, familial status, age, disability, or United States military veteran status, in places of public accommodation, employment, and housing; and contrary to the policy of the city and unlawful for vendors and contractors doing business with the city to discriminate, as set forth in this article.

Sec. 2-603. Unlawful Practices.

The following shall constitute a violation of this article:

For a city vendor or city contractor, because of race, color, gender, gender identify, sexual orientation, religion, national origin, familial status, age, disability, or United States military veteran status, to refuse to hire or employ or bar or discharge from employment any person, or to discriminate against such person in compensation, conditions, or privileges or employment. City vendors and contractors of fifteen (15) or more employees shall provide a copy of its antidiscrimination policy to the Procurement Officer to confirm compliance with this article. Employers having fourteen (14) or less employees may attest in writing to compliance with this article.

Vendor Requirements

Vendors who have fifteen (15) or more employees shall include with their bid/proposal submittal a copy of its antidiscrimination policy that must mirror the City's policy as stated above. Suppliers who have fourteen (14) or less employees may include their antidiscrimination policy *or* complete a written affidavit of compliance per the attached.

To be completed by responding company and returned with submittal:

Our company has 15 or more employees and has included its antidiscrimination policy that mirrors the City's policy;

Our company has fourteen (14) or less employees and is attaching the signed AFFIDAVIT OF COMPLIANCE WITH TEMPE CITY CODE CHAPTER 2 ARTICLE VIII SECTION 2-603(5).

Please include this document along with the company's antidiscrimination policy or the completed affidavit with offer submittal

Anti-Discrimination Policy

“Return this Section with your Response”



Only complete this document if you have 14 or less employees.

AFFIDAVIT OF COMPLIANCE WITH TEMPE CITY CODE CHAPTER 2 ARTICLE VIII SECTION 2-603(5)

Per Tempe City Code Chapter 2 Article VIII Section 2-603(5), it is unlawful for a City vendor or City contractor, because of race, color, gender, gender identity, sexual orientation, religion, national origin, familial status, age, disability, or United States military veteran status, to refuse to hire or employ or bar or discharge from employment any person, or to discriminate against such person in compensation, conditions, or privileges of employment.

City vendors and contractors shall provide a copy of their antidiscrimination policy to City to confirm compliance with this requirement or attest in writing to compliance.

- CONTRACTOR means any person who has a contract with the City.
- VENDOR means a person or firm in the business of selling or otherwise providing products, materials, or services.

CONTRACTOR/VENDOR, select one:

Current copy of antidiscrimination policy attached

OR

I hereby certify Arizona PPE Recon Inc (contractor/vendor)
to be in compliance with Tempe City Code Chapter 2 Article VIII Section 2-603(5).

DeAnna Petersen

Signature

Date: 3-26-2024

DeAnna Petersen

Print Name

Vice-President

Title

Arizona PPE Recon Inc

Company

Affidavit of Compliance with House Bill 2488

“Return this Section with your Response”



AFFIDAVIT OF COMPLIANCE WITH HOUSE BILL 2488 SUPPLIER AGREES TO NOT USE THE FORCED LABOR OF ETHNIC UYGHURS IN THE PEOPLE’S REPUBLIC OF CHINA

Per House Bill 2488 approved by the Arizona Legislature, this law stipulates that a public entity may not enter into or renew a contract with a company for the acquisition or disposition of supplies, services, goods, information technology or construction unless the contract includes written certification that the company does not currently, and agrees for the duration of the contract that it will not, use:

- The forced labor of ethnic Uyghurs in the People’s Republic of China;
- Any services or goods produced by the forced labor of ethnic Uyghurs in the People’s Republic of China; and
- Any suppliers, contractors or sub-contractors that use the forced labor of any services or goods produce by the forced labor of ethnic Uyghurs in the People’s Republic of China

Based on the above, the supplier certifies:

I hereby certify Arizona PPE Recon Inc (contractor/vendor) to be in compliance with Arizona House Bill 2488

DeAnna Petersen
Signature

3-26-2024
Date

DeAnna Petersen
Print Name

Vice-President
Title

Arizona PPE Recon Inc
Company

Sustainability Questionnaire

“Return this Section with your Response”

The City of Tempe is strongly committed to sustainable practices and programs that help build a vibrant and resilient community. The City accomplishes this through a variety of innovative programs, including water and energy conservation, recycling, composting, alternative transportation, sustainable business practices and environmental stewardship. Tempe recently established its 2019 Climate Action Plan (CAP) that provides a guideline for how the City will take local action on global climate change by reducing its greenhouse gas (GHG) emissions and adapting to the changing climate. The Climate Action Plan serves as a guideline for the City’s path toward a sustainable and resilient future that will benefit the entire City. The City has strengthened its commitment to sustainability by adopting a new carbon neutrality goal by 2050 and a strategy of sourcing 100 percent of its electricity from renewable sources by 2035. To learn more about the City’s commitment to sustainability, please visit <https://www.tempe.gov/government/sustainable-tempe>.

To further this commitment, the City has developed a Sustainable Procurement Policy that provides specific guidelines for how these important sustainable practices and programs will be reflected in contract award decisions. By partnering with companies who share these sustainability goals, the City will be able to significantly enhance sustainable outcomes. To support these efforts, the following Supplier Sustainability Questionnaire has been developed that will allow the City to better understand your company’s efforts and commitments regarding sustainable practices and initiatives. This questionnaire has two sections – a section to understand what your company is doing regarding sustainable actions and a section to understand the specific sustainable attributes of the product or service that you are offering.

Item	Question	Response
Corporate Sustainable Actions		
1.	What sustainability guidelines or environmental statement does your company have to guide the company as a whole? Please include a link.	Conserve electricity, water. Carpool. Energy efficient appliances & machinery
2.	What is your company doing to be more energy efficient?	LED lighting, Energy efficient machinery, conserving water & electricity
3.	What is your company doing to reduce greenhouse gas emissions?	Carpooling, route creation to reduce use of vehicles, electricity conservation
4.	What is your company doing to reduce waste transferred to landfills?	Recycling policies, purchase of recycled goods
5.	What is your company doing to reduce water waste?	Use of most modern water conservation machinery
6.	What kind of effort does your company make to reduce the use of environmentally harmful materials (<i>such as cleaning products, etc.</i>)?	No environmentally harmful materials are used in our facility
7.	Does your company take any actions to manage the sustainability of your supply chain? If yes, please explain.	No
8.	Has your company received any environmental or sustainability related independent certifications or recognitions? If yes, please explain.	No
Product Sustainable Attributes		
1.	Has your company performed an environmental life cycle analysis on the product being offered the City? If yes, please provide documentation.	We do not offer a product, service industry
2.	Can the product being offered be refurbished, recycled, or composted at the end of its life? If yes, please elaborate.	N/A
3.	Does the product being offered include any recycled materials? If yes, please explain.	N/A
4.	What measures have been taken to reduce unnecessary packaging materials associated with the product being offered?	N/A
5.	What kind of reusable, recyclable, and/or compostable packaging materials does your company use?	N/A

Supplier Sustainability Questionnaire

“Return this Section with your Response”

6.	Has the product being offered been rated or certified by a third-party organization such as Energy Star, Green Seal, Leadership in Energy and Environmental Design (LEED), Forest Stewardship Council, etc.? If yes, please provide certification documentation.	N/A
7.	Please provide any additional information you would like to share regarding your product’s sustainable attributes.	N/A

Please find some helpful links below that will provide additional information, tools and resources regarding sustainable practices:

Greenhouse Gas Calculators:

<https://www.epa.gov/energy/greenhouse-gases-equivalencies-calculator-calculations-and-references>

Sustainable Packaging:

<https://www.epa.gov/smm/sustainable-packaging>

<https://www.epa.gov/facts-and-figures-about-materials-waste-and-recycling/containers-and-packaging-product-specific-data>

Cleaning Products:

<https://www.epa.gov/saferchoice>

Tool to Measure and Track your Waste and Recycling:

<http://www.epa.gov/smm/wastewise/measure-progress.htm>

Water Conservation:

<http://water.epa.gov/polwaste/nps/chap3.cfm>

list

NAME	CODE	PRICE
ACCESSORIES		
Add New Barcode	ACC001	3.20
Add Sewn On Lettering For Name/Dept (each letter)	ACC002	5.50
Add SCBA Mask Pocket	ACC005	65.00
Add Mic Tab	ACC006	8.50
Add Flashlight Loop	ACC007	25.00
Add American Flag Patch	ACC008	11.75
Add Yellow Nomex Pocket Divider w/Snaps	ACC010	29.50
Name Panel w/2" Heat Press Letters	ACC011	38.25
Add Heat Press letter on Name Panel	ACC013	4.00
Sew Letters On Coat	ACC014	5.50
Add Flashlight Loop w/Dee Ring	ACC016	17.50
Helmet Reflective Decal	ACC017	7.50
No Label On Garment	ACC018	0.00
Suspender (Not New)	ACC019	65.00
Tab w/Snap Added to Bottom of Coat to Attach to Liner	ACC020	16.50
Add D-Ring	ACC022	15.00
Tab on Name Panel With Snap	ACC023	8.00
Add Waist Adjuster to Coat/Pant	ACC024	28.00
Name Panel with 3" Heat Press Letters	ACC012	42.00
Add Bellow Pocket Tool Loop	ACC025	12.00
Convert Class 2 Harness on pants to belt loop style w/CMC Class 1 Fire Rescue Belt	ACC026	225.00
Replace Lion Suspender Snap Attachment on Waist	SUSSNAP	28.50
Add Glove Holder	ACC027	35.00
Reinforce Bellow Pocket w/Snap Divider	ACC028	75.00
Reinforce Rear Leg Tool Pocket	ACC029	45.00
Add Hook & Loop to Stitched On Name Panel	ACC004	26.50
Add Suspender Loop	ACC030	17.50
Remove rear leg tool pocket	REMOVBCKPKT	27.00
Move Bellow Pocket from Side to Front	BELPKTMOVE	45.00
Replace Lion Belt	ACC031	69.00
Add D-Ring Attachment	ACC032	22.00
Add Ankle Closure with velcro to Brush Pant	ACC033	15.00
Add 2" Letters to Wildland Coat (each letter)	ACC034	5.00
Add Blank Heat Press Label	HEATPRESS	1.00

Name Panel with 3" Stitched On Letters	ACCO35	47.00
Add Fleece for Hand Warmer in Bellow Pocket	ACC036	30.00
Add rear leg tool pocket	ACC037	55.00
Remove Hanging Bellow Pocket & Align on Hem	ACC038	49.00
Add Glove Holder for Morning Pride (Douglas FD)	ACC075	28.00
Add Hook to Front Right Chest (Douglas FD)	ACC076	38.00
Embroider Name On Brush Pant Pocket	ACC077	15.00
Stitch RFID into coat/pant	ACC078	8.50
ALTERATIONS		
Shorten Hem-Turnout Coat & Liner	CALT001	135.00
Shorten Sleeves-Turnout Coat & Liner	CALT002	125.00
Lengthen Hem 1"-Turnout Coat & Liner	CALT003	160.00
Lengthen Sleeves 1"-Turnout Coat & Liner	CALT004	125.00
Lengthen Sleeves 3"-Turnout Coat & Liner	CALT005	175.00
Wedge Chest Coat & Liner	CALT006	160.00
Decrease Coat & Liner Width	CALT007	160.00
Increase Shoulder Width 2" for Coat & Liner	CALT008	165.00
Widen Coat & Liner Cuff 3"-4"	CALT009	160.00
Shorten Length-Turnout Pant & Liner	PALT001	135.00
Lengthen Turnout Pant & Liner 1"	PALT002	125.00
Lengthen Turnout Pant & Liner 2"	PALT003	150.00
Decrease Turnout Pant & Liner Waist	PALT004	145.00
Increase Pant & Liner Waist 1"	PALT005	125.00
Increase Pant & Liner Waist 2"	PALT006	150.00
Widen Turnout Pant & Liner Leg Below Knee 3"-4"	PALT007	195.00
Widen Turnout Pant & Liner Leg From Waist to Knee 1"-2"	PALT008	195.00
Decrease Turnout Pant & Liner Inseam from Crotch Down	PALT009	135.00
Lengthen Sleeves 2"-Turnout Coat & Liner	CALT0041	150.00
Lengthen Sleeves 4"-Turnout Coat & Liner	CALT0051	200.00
Lengthen Turnout Pant & Liner 3"	PALT0032	175.00
Lengthen Turnout Pant & Liner 4"	PALT0033	225.00
Increase Pant & Liner Waist 3"	PALT0061	175.00
Increase Pant & Liner Waist 4"	PALT0062	200.00
Lengthen Hem 2"-Turnout Coat & Liner	CALT0031	195.00
Lengthen Hem 3"-Turnout Coat & Liner	CALT0032	230.00
Lengthen Hem 4"-Turnout Coat & Liner	CALT0033	255.00
Add 2" to Chest-Turnout Coat & Liner	CALT0061	195.00

Widen Turnout Pant & Liner Leg Below Knee 1"-2"	PALT0071	175.00
Add 4" Width to Coat & Liner	CALT0062	265.00
Widen Coat & Liner Cuff 2"	CALT0091	135.00
Collar Decrease Width 3"	CALT0092	135.00
Add 4" to Gusset of Pant Crotch	PALT010	225.00
Increase Crotch Gusset 1"	CALT0052	140.00
Coat & Liner Waist-Let out 2" from taper	CALT10	190.00
Wedge Coat +2" from above bellow pocket down to hem	CALT11	155.00
Morning Pride-Lengthen Hem 3" & Front Closure	CALT00321	325.00
Morning Pride-Lengthen Hem 4" & Front Closure	CALT00331	350.00
Add 2" to Chest-Red Zone Coat & Liner	CALT00611	375.00
Add 4" Chest-Red Zone Coat & Liner	CALT00621	400.00
Red Zone Core Guard/Skirt w/red thread	COREGUARD	135.00
Extend Storm Flap 6"	CALT007	150.00
Add 3" From Pant Gusset to Knee	PALT0081	260.00
Add 4" From Pant Gusset to Knee	PALT0082	290.00
Add 3" Sweep to Coat & Liner	CALT012	215.00
Add 2" Sweep to Coat & Liner	CALT013	192.00
Innotex Pant Add Length to Outershell ONLY	INNADDOUTER	175.00
AZ PPE RENTAL		
Rental of Coat or Pant for 1 Month	RENTAL	100.00
CLEANING & INSPECTION		
Turnout Coat & Liner Advanced Cleaning Only	CACL001	21.00
Turnout Pant & Liner Advanced Cleaning Only	PACL001	21.00
Turnout Coat & Liner Advanced Cleaning & Inspection	CCLI001	23.50
Turnout Coat & Liner Inspection Only	CIS001	13.50
Turnout Coat Liner Hydrostatic Inspection	CIS002	13.50
Blood/Borne Pathogen Decon	DIS001	30.00
EMS Jacket Cleaning	EMS001	14.00
Structure Hood Cleaning & Inspection	HCLI001	3.40
Inspect at No Charge	INS001	0.00
Recommend Retire	RETIRE	0.00
General Cleaning of Misc Items	GENCL001	12.00
Structure Gloves Cleaning & Inspection	GLCL001	5.30
Structure Helmet & Shroud Cleaning & Inspection	HLMT	35.00
Heavily Soiled Decontamination Per Piece	HVYCLN	9.50
Turnout Pant & Liner Advanced Cleaning & Inspection	PCLI001	23.50

Turnout Pant & Liner Inspection Only	PIS001	13.50
Turnout Pant & Liner Hydrostatic Inspection	PIS002	13.50
Leather Turnout Boot Cleaning & Inspection	TBCL001	38.15
Traffic Vest Advanced Cleaning	TRAFFIC VEST	6.00
Wildland Coat Advanced Cleaning & Inspection	WCCLI001	12.00
Wildland Pant Advanced Cleaning & Inspection	WPCLI001	12.00
Turnout Coat Liner Cleaning Only	CACL002	11.15
Turnout Pant Liner Cleaning Only	PACL002	11.15
Turnout Cleaning-NO charge	NOCHARGE	0.00
Coat Serial & Liner Serial # Do NOT match	MATCH	0.00
Cleaning & Inspection of Arc Coat & Pant	ARCSUIT	70.00
PPE Bag Cleaned	PPEBAG	5.00
Cleaning of SCBA Mask & Mask Bag	SCBA	15.00
Advanced Decon Cleaning of Coat & Liner	DECONC	55.00
Advanced Decon Cleaning of Pant & Liner	DECONP	55.00
Cleaning of Helmet Shroud	SHROUD	3.50
Decon of Police Garment	PDCLN	15.00
Boot Inspection Only	BOOTINSP	15.00
Cleaning & Inspection of Coverall	COVERALLCL	15.00
Wildland Helmet & Shroud Cleaning & Inspection	WLDHLMT	13.50
Fire Line Pack Cleaning	FRLNPACK	5.00
Tactical Pant Cleaning & Inspection	TACTPNT	12.00
Rubber Boot Cleaning & Inspection	TBCL002	10.00
Rubber Boot Inspection Only	TBCL003	4.00
Bio Boot Cleaning	TBCL004	7.00
Bio Cleaning Brush Coat/Pant	TBCL005	5.00
Hood Inspection Only	TBCL006	0.50
Gloves Inspection Only	TBCL007	0.50
Brush Coat/Pant Inspection Only	TBCL008	1.50
Cleaning of Ballistic Vests	CLNBALVEST	8.00
Bullard Bag Helmet Parts Cleaned	BULLBAG	8.00
C02 Cleaning of Coat & Liner + Advanced Cleaning	C02CLENCOAT	150.00
C02 Cleaning of Pant & Liner + Advanced Cleaning	C02CLENPANT	150.00
C02 Cleaning of Gloves & Advanced Cleaning	C02GLVE	25.00
C02 Cleaning of Hood & Advanced Cleaning	C02HOOD	23.00
C02 Cleaning of Helmet & Advanced Cleaning	C02HELMET	85.00
C02 Cleaning of Structure Boots & Advanced Cleaning	C02BOOT	64.00

C02 Cleaning of SCBA Mask	C02MASK	40.00
Cleaning & Inspection of Rosendin Coat, Pant, Overall or Jumpsuit	CLNROSE	25.00
HARDWARE		
Replace Hook Clasp	HRD 1.00	8.50
Replace Dee Ring	HRD 2.00	6.50
Replace Rivet	HRD 3.00	3.50
Replace Snap	HRD 4.00	3.50
Replace Zipper-Turnout Coat Front Closure	HRD 5.00	35.00
Replace Suspender Button	HRD 6.00	3.50
Replace DRD Strap	HRD 7.00	103.00
Replace Drain Eye	HRD 8.00	3.50
Replace Snap Tab (Ankle/Wrist)	HRD 9.00	9.50
Replace Hook Clasp & Leather	HRD 11.00	16.00
Replace Zipper-Coat Shell to Liner-2 sides	HRD 13.00	17.00
Replace Zipper-Coat Shell to Liner-Continuous from side to side	HRD 131.00	32.00
Replace Belt Buckle	HRD 14.00	15.00
Replace Zipper-Turnout Pant Fly	HRD 17.00	25.00
Replace Suspender Webbing	HRD 18.00	8.00
Suspender Hook	HRD 19.00	8.00
Replace Neck Zipper-Outer Shell to Attach to Liner	HRD 51.00	33.00
Plastic Suspender Attachment Replacement	HRD 20.00	14.50
Replace Side Pocket Zipper	HRD 52.00	23.00
Replace Waist Adjustment metal loop	HRD 53.00	5.00
Replace Wrist Zipper to attach to shell/liner	HRD 54.00	25.00
Replace Zipper-Inside Fly to attach outer to liner	HRD 55.00	33.00
Metal Loop 2"	HRD 21.00	9.50
Replace side leg zipper	HRD 15.00	39.00
Waist Adjustment Clip	WASTADJCLIP	18.00
MOISTURE BARRIER & THERMAL LINER REPAIR		
Replace Velcro-Coat Liner Collar	CVE 4.00	18.00
Moisture Barrier Repair-Up to 3" Tear	MBR001	12.50
Moisture Barrier Repair-3" or Larger Tear	MBR002	19.50
Moisture Barrier Cuff Seam Repair	MBR003	18.00
Reseal Existing Moisture Barrier Seam Tape	MBR004	8.00
Moisture Barrier Install Inspection Port	MBR010	10.50
Moisture Barrier Extend Liner Port	MBR020	0.00
Moisture Barrier-Not Approved Tape, Not Sealed to MB, Stitch Exposed	MBR022	75.00

Thermal Liner Repair Per Patch	THL001	17.50
Thermal Liner Rebuild Crotch	THL002	48.00
Thermal Liner Restitch Existing Seam	THL003	3.50
Replace Thermal Liner On Cuff	THL004	29.00
Thermal Liner Replace Velcro-Inspection Port	THLVE001	9.50
Thermal Liner Replace Velcro-Fly Loop for Shell	THLVE002	9.50
Thermal Liner Replace Velcro-Tab on Waist for Shell	THLVE003	6.50
Thermal Liner Replace Velcro-Wrist Loop	THLVE004	12.50
Thermal Liner Replace Velcro-Entire Waist Band	THLVE005	27.50
Manufacturer Twisted Leg of Liner	THL005	35.00
Moisture Barrier Tested Past Year	MBR005	0.00
Replace Velcro-Pant cuff strap to attach to outer	THLVEE006	12.50
Thermal Liner-Replace Fly Loop Border	THL006	20.50
Replace Waterwell on Pant Thermal Liner	THL007	59.00
Replace 6"x4.5" Isodri Calfllet with Nano	THL008	43.50
Replace Red Zone Wristlet	REDZONEWRIST	35.00
TURNOUT REPAIRS		
Replace Reinforcement-Coat Wrist	REIN001	25.00
Replace Reinforcement-Pant Cuff	REIN002	25.00
Replace Belt Loop-Turnout Pant	BELT001	10.50
Rebuild Bellow Pocket Flap	BLPK001	19.65
Rebuild Bellow Pocket (Flap not Included)	BLPK002	36.00
Bartack	BT001	4.00
Replace Coat Cuff-Black Advance	CCU001	25.00
Replace Glove Holder	CGL001	27.50
Replace Trim-Mid Sleeve	CTR001	32.50
Replace Trim-Coat Hem	CTR002	65.00
Replace Trim-Chest	CTR003	65.00
Replace Trim-Bellow Pocket	CTR004	18.50
Replace Trim-Radio Pocket	CTR005	14.50
Replace Trim-Per Foot	CTR008	18.50
Replace Trim-Cuff	CTR009	28.50
Replace Trim-SCBA Pocket	CTR006	18.00
Replace Trim-Top Back	CTR007	55.00
Move Reflective Trim on Coat Cuff	CTR010	20.00
Move Reflective Trim on Pant Cuff	CTR011	23.00
Replace Wristlet w/Thumb Loop	CWR001	22.00

Replace Thumbhole Wristlet	CWR002	22.00
Replace Waterwell	CWR003	38.50
Replace Throat Tab (Wristlet Material)	CWR004	13.50
Replace Elbow Pad	ELB001	45.00
Rebuild Panel-Back (Outer Shell Only)	CBKPAN001	165.00
Rebuild Half Sleeve-Below Elbow (Outer Shell Only)	CSLEV003	75.00
Rebuild Full Sleeve (Outer Shell Only)	CSLEV004	115.00
Front Storm Flap Reversal, Hardware Removed & Patched	FLAPREV	205.00
Rebuild Half Pant Leg-Below Kneepad (Outer Shell Only)	PKNEE005	105.00
Rebuild Pant Leg (Outer Shell Only)	PLEG006	155.00
Rebuild Quarter Pant Leg (Outer Shell Only)	PLEG007	95.00
Widen Storm Flap	FLAPADD	150.00
Heat Press Reflective Trim	HTPRS	14.00
Coat Small Patch (1"-3")	PATCH001	13.75
Coat Medium Patch (4"-7")	PATCH002	18.00
Coat Large Patch (8"-12")	PATCH003	28.00
Pant Small Patch (1"-3")	PATCH004	13.75
Pant Medium Patch (4"-7")	PATCH005	18.00
Pant Large Patch (8"-12")	PATCH006	28.00
Pant Cuff Window	PATCH007	28.00
Rebuild Entire Seat of Pant (Outer Shell Only)	PBACK	175.00
Rebuild Pant Crotch (Outer Shell Only)	PCRTCH009	105.00
Replace Pant Cuff Leather (Entire Cuff)	PCUFFLTHR	31.50
Replace Kneepad-Dragon Hide	PKNEOD002	49.00
Replace Pad Inside Kneepad-Black	PKNEDP003	29.50
Replace Trim-Pant Leg Ankle	PTR001	37.00
Replace Trim-Pant Vertical Stripe	PTR002	45.00
Replace Waist Adjuster	PSWT001	11.50
Replace Radio Pocket Flap	RADPCKT01	11.00
Reinforce Entire Bellow Pocket Inside	REINFORCE	25.00
Restitch Existing Trim	STITCH001	3.25
Restitch Existing Seam	RESTITCH002	3.25
Restitch Manufacturers Label	STITCH003	3.25
Rebuild Coat Collar (Outer Shell Only)	CCOL001	35.00
Replace Hanger Loop On Back Of Coat	HANGER	11.75
Replace Radio Pocket	RADIO	28.00
Replace Knee Pad-Leather	PKNEOD003	19.75

Replace Take-Up Straps	TAKEUP	19.00
Replace Knee Pad-Lion	PKNEPD004	49.00
Replace Knee Pad-Stedshield	PKNEPD005	49.00
Pocket Extension	PKTEXT	15.00
Heat Reseal Letters on Name Panel	HEATLET	5.00
Replace Knee Pad-Gilbert FD Spec	PKNEPD007	75.00
Replace Silizone Knee Pad	PKNEDP004	43.50
Removal of Hook & Dee on Front Closure	REMOVAL	100.00
Arc Suit Restitch of Zipper (both sides)	ARCSTCH	50.00
Remove Hook & Dee & Add Zipper to Front Closure	REMADDZIP	185.00
Add Bellow Pocket-Black Stedshield Front	BLPK003	80.00
Replace Elastic in Leg Waterwell	ESLTC	25.00
Replace Morning Pride Knee Pad	PKNEPD0071	75.00
WINDOW CUTOOUT OF REAR CUFF	WINDOW	19.00
Lake Havasu FD-Front closure reversal, zipper added	LAKEHAVREV	245.00
Replace Bellow Pocket Black Stedshield	PATCH008	38.00
Replace Suspender Loop on Pant	SUSLOOP	22.00
Replace Mic Tab	MICTAB	8.50
Remove & Replace Front Closure System	FRONTCLOSURE	75.00
Replace Throat Tab	REPTHRTAB	19.00
Remove & Replace Red Zone Elastic at Cuff	REDZONEELASTIC	27.00
Remove Existing Pocket & Move to Correct Position on Front	POCKMOVE	30.00
Flap Reversal, Hook & Dee Removed & Zipper Added	FLAPREV2	235.00
Scottsdale FD Lion Warranty-Flip Hook & Dee on Front Closure	HOOKDEEREV	75.00
Scottsdale FD-Make magnet closure open right to left	MAGNETCLOSURE	85.00
Replace Innotex Gaiter	INNOTEXGAITER	55.00
VELCRO		
Replace Velcro-Front Closure	CVE 1.00	22.00
Replace Velcro-Bellow Pocket	CVE 2.00	13.00
Replace Velcro-Glove Holder	CVE 3.00	8.50
Replace Velcro-Throat Tab	CVE 5.00	14.00
Replace Velcro-Wrist	CVE 6.00	11.50
Replace Velcro-DRD Port	CVE 8.00	8.50
Replace Velcro- Name Panel Hook	CVE 9.00	17.50
Replace Velcro-Flashlight Strap	CVE 10.00	7.50
Replace Velcro-Radio Pocket	CVE 13.00	12.50
Replace Velcro-Waterwell	CVE 18.00	15.50

Replace Velcro-Collar	CVE 14.00	16.50
Replace Velcro-DRD Strap (Inside Shell)	CVE 16.00	7.50
Replace Velcro-Coat Attaches to Liner	CVE 19.00	9.50
Add Velcro & Snaps for Name Panel	CVE 20.00	26.00
Replace Velcro-Pant Fly	PVE001	15.00
Replace Velcro-Inner Fly to Attach to Liner	PVE003	10.50
Replace Velcro-Waist Adjustment	PVE004	7.50
Replace Velcro-Back Pocket	PVE005	7.50
Replace Velcro-Pant Waist Attaches to Liner	PVE006	7.50
Replace Velcro-Pant Back Leg Tool Pocket	PVE007	12.50
Replace Velcro-Around Pant Kneepad	PVE008	15.00
Restitch Existing Velcro	VEL001	3.50
Clean Up Existing Velcro	VEL002	5.00
Replace Velcro-Helmet Strap	HELSTRP	15.00
Replace Velcro-Name Panel Loop	CVE 91.00	17.50
Replace Belt Loop Velcro	PVE009	7.00
Replace loop velcro on upper arm	VEL003	8.50
WILDLAND REPAIR		
Replace Coat Wrist Strap	WLC001	9.50
Replace Coat Velcro-Collar	WLC002	16.50
Replace Coat Zipper-Front Closure	WLC003	29.00
Replace Coat Velcro-Wrist	WLC004	10.50
Replace Coat Velcro-Chest Pocket	WLC005	7.50
Replace Pant Velcro-Bellow Pocket	WLP001	8.50
Replace Pant Velcro-Ankle Strap	WLP002	13.50
Replace Pant Zipper-Fly	WLP003	26.00
Replace Pant Velcro-Back Pocket	WLP004	7.50
Replace Pant Velcro-Hip Access Pocket	WLP005	7.50
Replace Pant Velcro-Fly	WLP006	15.00
Replace Pant Zipper-Ankle	WLP007	16.50
Replace Pant Zipper-Side Pocket	WLP008	16.50
Replace Pant Belt Loop	WLP009	8.00
Replace Pant Elastic Waistband	WLP012	16.50
Small Patch (1"-3")	WLP013	11.00
Restitch Existing Trim	WLP014	3.50
Restitch Existing Seam	WLP015	3.50
Bartack	WLP016	4.00

Large Patch (8"-12")	WLP017	22.00
Shorten Length	WLP018	39.00
Replace Trim-Ankle Cuff	WLP019	35.00
Replace Pocket Flap	WLP020	25.00
Medium Patch (4"-7")	WLP021	16.00
Increase Waist 1"-2"	WLP022	45.00
Increase Length 1"-2"	WLP023	53.00
Increase Length 3"-4"	WLP024	63.00
Rebuild Bellow Pocket	WLP025	29.00
Decrease Waist	WLP026	35.00
Replace Waist Adjuster	WLP027	20.00
Increase Waist 3-4"	WLP0221	58.00
Coverall Front Zipper Replaced	WLP029	28.00
Increase Length 5"-6"	WLP0241	69.00
Shorten Arms	WLP030	38.00
Lengthen Hem 4"	WLP031	59.00
Increase Wildland Coat Width 4"	WLP032	79.00
Lengthen Arms 2"	WLP033	59.00
Replace Coat Hanger Loop on Back of Coat	WLP034	15.00
Brush Pant Inspection Only	WLP0001	13.50
Remove 2" From Entire Pant Leg Width	WLP035	59.00
Replace Ankle Strap w/velcro	WLP036	28.50
Widen from knee down 2"	WLP037	49.00
Increase Waist 6"	WLP0241	71.00
Increase Wildland Coat Width 2"	WLP0321	59.00
Relocate Bellow Pocket from rear to front	WLP0322	58.00
Increase Length 2"	WLP0231	52.00
Increase Length 4"	WLP02311	62.00

**LINKING AGREEMENT
BETWEEN
THE CITY OF GLENDALE, ARIZONA
AND
ARIZONA PPE RECON, INC.**

**EXHIBIT B
Scope of Work**

CONTRACTOR WILL PROVIDE THE CITY OF GLENDALE FIRE DEPARTMENT WITH CLEANING, INSPECTION AND REPAIR OF FIREFIGHTER PERSONAL PROTECTIVE EQUIPMENT (FFPPE) ON AN AS-NEEDED BASIS IN AN AMOUNT NOT TO EXCEED \$75,000.00 FOR THE ENTIRE TERM OF THE AGREEMENT INCLUDING EXTENSIONS.

**LINKING AGREEMENT
BETWEEN
THE CITY OF GLENDALE, ARIZONA
AND
ARIZONA PPE RECON, INC.**

EXHIBIT C

METHOD AND AMOUNT OF COMPENSATION

Payment shall be per Section 3 of this agreement.

NOT TO EXCEED AMOUNT

The total amount of compensation paid to Contractor for full completion of all work required by the Statement of Work must not exceed \$75,000.00 for the entire term of the Agreement.

DETAILED PROJECT COMPENSATION

Contractor will provide the City of Glendale Fire Department with cleaning, inspection, and repair of firefighter personal protective equipment (FFPPE) on an "as-needed" basis in an amount not to exceed \$75,000.00 for the entire term of the agreement including extensions.