




## **ALSUP & GLENDALE (AN-262)**

**PROPOSED ANNEXATION OF APPROXIMATELY 15.13 ACRES AT  
16024 W. GLENDALE AVENUE.**



-  Glendale City Boundaries
-  City of Glendale
-  Proposed Annexation

