



2025 Heat Relief Program Update

Community Development Advisory Committee Meeting June 19, 2025





Presentation Overview

- History of Heat Relief Network
- Need for the Network
- Glendale's Heat Relief Program
- Partnerships
- Performance
- Additional Information



History of The Heat Relief Network

Started in 2005, the Heat Relief Network is a regional partnership of the Maricopa Association of Governments (MAG), municipalities, nonprofit organizations, the faith-based community, and businesses. Each year, MAG coordinates the mapping of the Heat Relief Network, a network of partners providing water, cooling, and donation sites throughout the Valley with the goal of preventing heat-related illnesses and deaths among vulnerable populations.



Relief Locations: City of Glendale

For the past 19 years, the City of Glendale has participated with the Heat Relief Network by providing hydration stations throughout Glendale. In partnership with **Arizona Faith Network** and **Phoenix Rescue Mission**, two respite centers will be open to provide a safe place for individuals to rest, receive water & snacks and have access to services. The goal of the respite centers is to reduce heat-related illnesses and deaths in our community. Sponsored by Maricopa County Public Health Department.



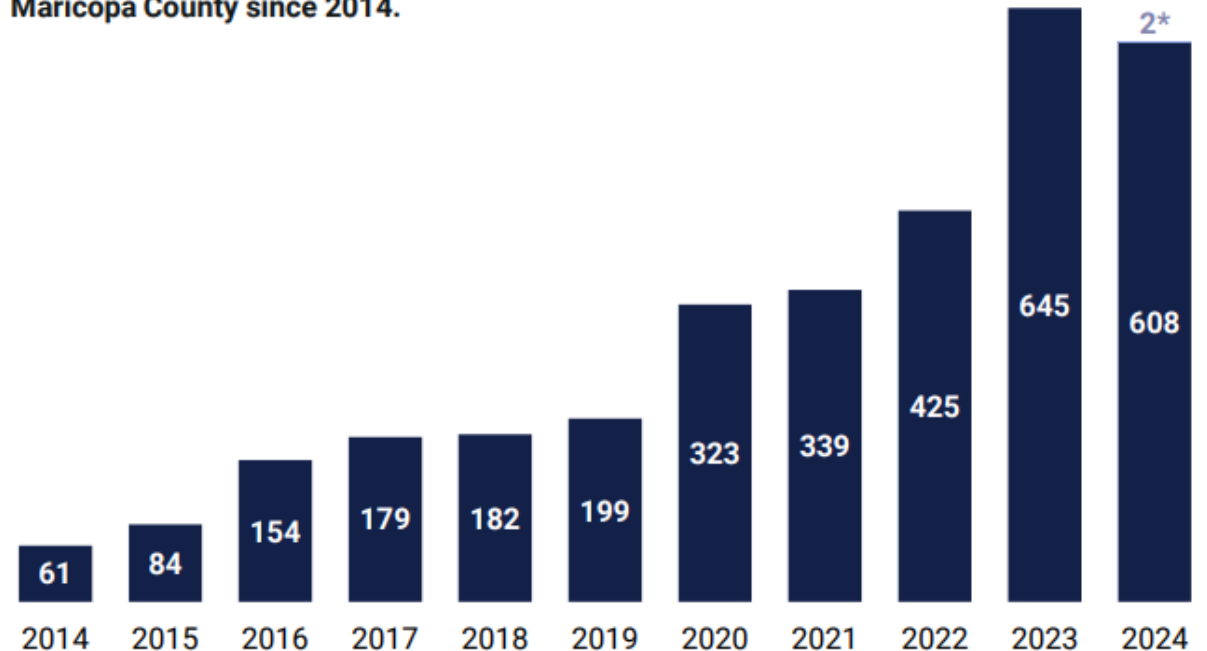
Why is a Heat Relief Program Important?

- Statistics have shown that a heat relief program is very valuable to its community to help mitigate heat related deaths
- It is a program that reduces heat related illnesses and death in our community
- Extreme heat is a growing threat in Arizona

The program has proven to show a reduction in heat related deaths –

- 2023 - 645 heat related deaths
- 2024 - 608 heat related deaths

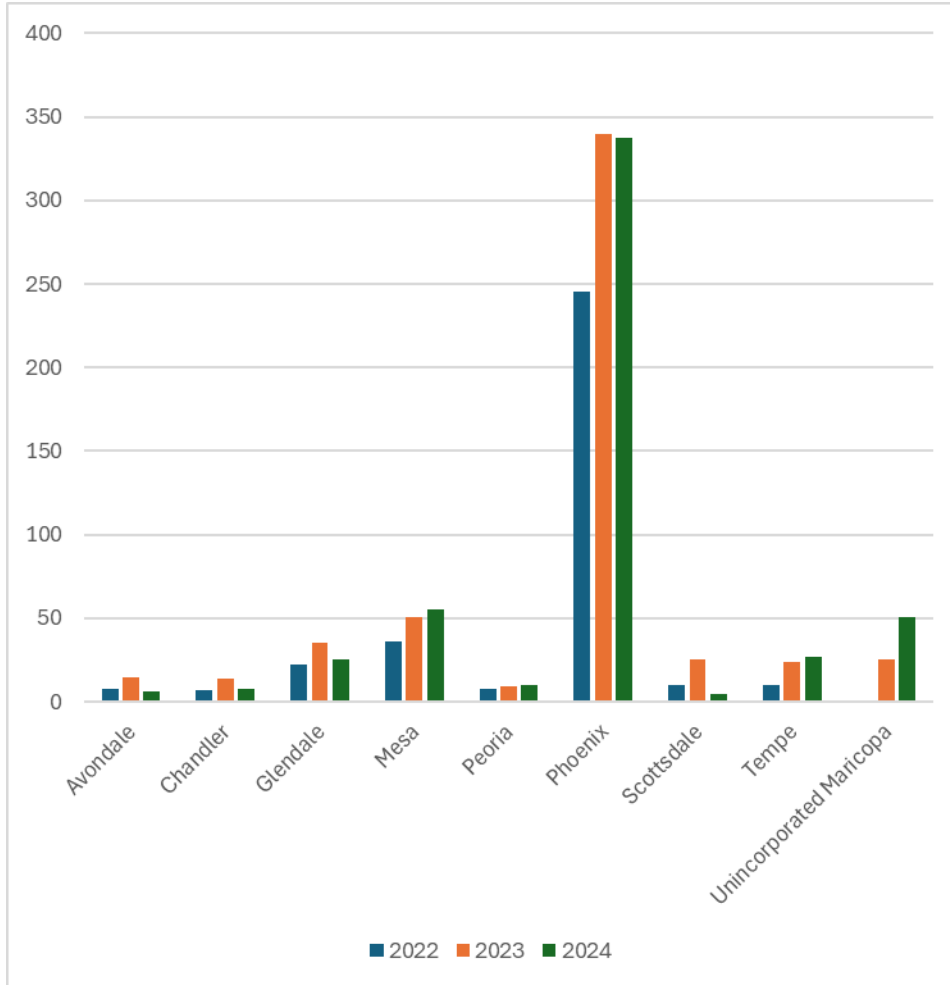
As of 3/31/2025, Maricopa County identified a total of 608 heat-related deaths occurring in 2024. **This shows the first year-over-year decrease in heat-related deaths observed in Maricopa County since 2014.**



Source: Maricopa Association of Governments



Statistics by City



| Heat-Related Deaths by City (2022-24) | | | | | | |
|---------------------------------------|------------|-------------|------------|-------------|------------|-------------|
| City/Area | 2022 | % | 2023 | % | 2024 | % |
| Avondale | 8 | 2% | 15 | 3% | 6 | 1% |
| Chandler | 7 | 2% | 14 | 3% | 8 | 2% |
| Glendale | 22 | 6% | 35 | 7% | 25 | 5% |
| Mesa | 36 | 10% | 51 | 9% | 55 | 10% |
| Peoria | 8 | 2% | 9 | 2% | 10 | 2% |
| Phoenix | 245 | 71% | 340 | 63% | 337 | 64% |
| Scottsdale | 10 | 3% | 25 | 5% | 5 | 1% |
| Tempe | 10 | 3% | 24 | 4% | 27 | 5% |
| Unincorporated Maricopa | <5 | 0% | 25 | 5% | 51 | 10% |
| Totals: | 346 | 100% | 538 | 100% | 524 | 100% |

Source: Maricopa County Dept. of Public Health Heat-Related Deaths Reports (2022, 2023, 2024)

Note: Cities with fewer than five registered deaths not reported by MAG and not included above



Selected Statistics (County vs. City of Glendale)

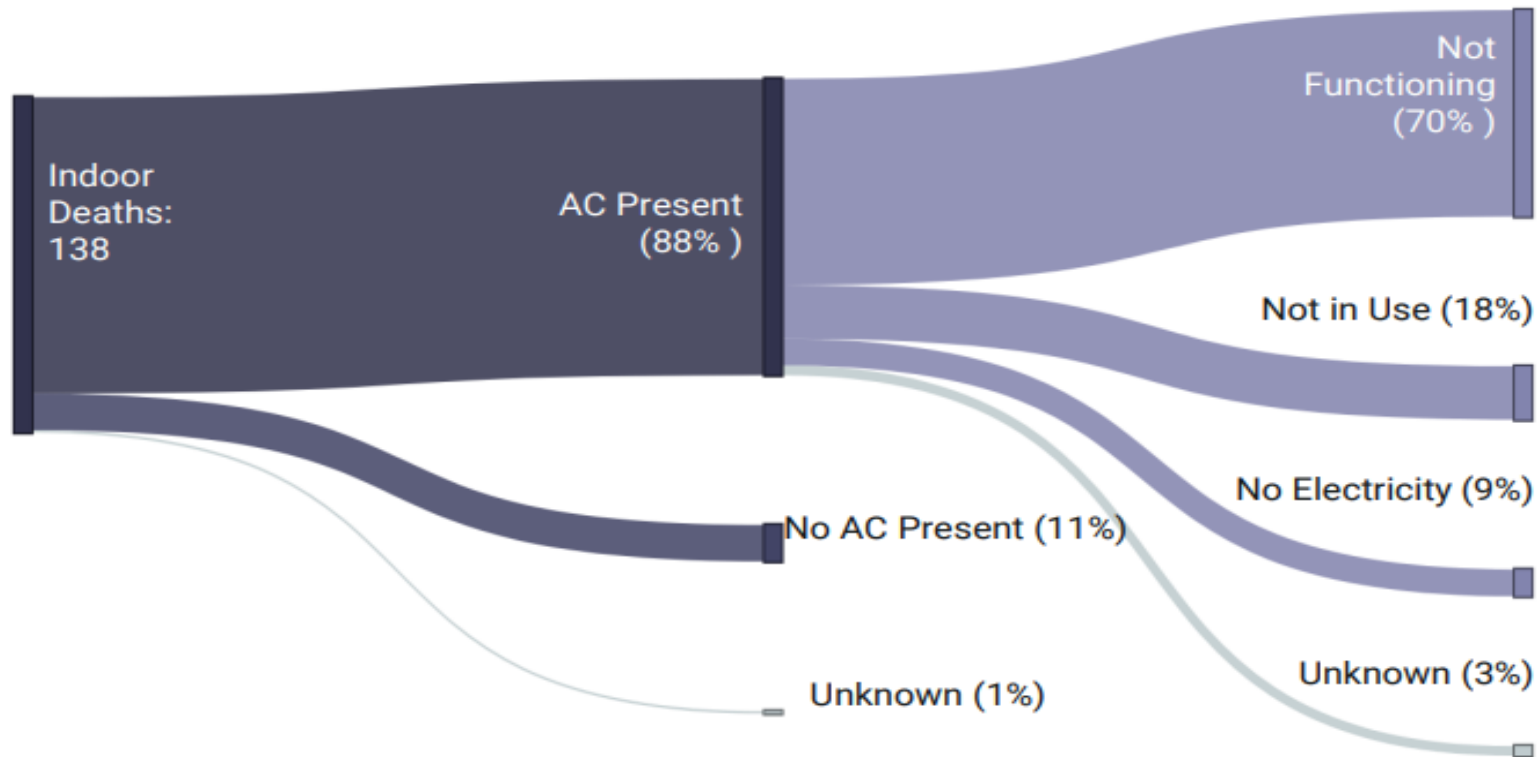
| | 2023 | | | | 2024 | | | |
|---------------------------------------|------------------------|-----|-----------------|-----|------------------------|------|-----------------|-----|
| | <i>Maricopa County</i> | % | <i>Glendale</i> | % | <i>Maricopa County</i> | % | <i>Glendale</i> | % |
| 1. Total Heat Deaths | 645 | 100 | 34 | 5% | 608 | 100% | 25 | 4% |
| 2. Place of Injury | | | | | | | | |
| a. Unknown | 9 | 1% | 1 | 3% | 3 | 0% | 0 | 0% |
| b. Outdoor | 480 | 74% | 20 | 59% | 467 | 77% | 15 | 60% |
| c. Indoor | 156 | 24% | 13 | 38% | 138 | 23% | 10 | 40% |
| 3. Experiencing Homelessness | 290 | 45% | 12 | 35% | 299 | 49% | 12 | 48% |
| 4. Substance Involved (drugs/alcohol) | 419 | 65% | 15 | 44% | 349 | 57% | 16 | 64% |

Source: Maricopa County Dept. of Public Health Heat-Related Deaths Reports (2023, 2024)



AC Availability for Indoor Deaths (2024)

Among indoor heat-related deaths, an air-conditioning (AC) unit was present in 88% of cases. Among deaths where an AC unit was present, the unit was not functioning in 70% of cases.



Source: Maricopa County Dept. of Public Health Heat-Related Deaths Report (2024)



City of Glendale Heat Relief Program



The program runs from
05/01/25 - 09/30/2025*

(*Subject to temperatures after this date)



The City of Glendale is currently
supporting 11 Hydration/Cooling
Stations that are open
throughout the day



Hydration Station – Indoor or
Outdoor location where
individuals can go to receive
bottled water



Cooling Station – Indoor, Air-
Conditioned location that offers
hydration

The City of Glendale has received recognition from various agencies/cities across the county on how we ensure services are rendered through case management and transportation (round trip). We are the only city in the county that provides case management and transportation during Heat Relief.



Glendale's Heat Relief Network

Cooling Stations

- 1 **Glendale Adult Center**
5970 W. Brown St.
M-F 8am-5pm
- 2 **Foothills Library**
19055 N. 57th Ave.
M 10am-8pm, T 10am-4pm,
W 10am-4pm, Th 10am-8pm,
F 10am-6pm, Sa 10am-5pm,
Su 1-5pm
- 3 **Foothills Recreation and Aquatics Center**
5600 W. Union Hills Rd.
M-F 5:30am-7:30pm
Sa 7am-5pm
- 4 **Heroes Regional Library**
6075 N. 83rd Ave.
M 10am-8pm, T 10am-4pm,
W 10am-4pm, Th 10am-8pm,
F 10am-6pm, Sa 10am-5pm,
Su 1-5pm
- 5 **Main Library**
5959 W. Brown St.
M 10am-8pm, T 10am-4pm,
W 10am-4pm, Th 10am-8pm,
F 10am-6pm, Sa 10am-5pm,
Su 1-5pm
- 6 **Glendale Community Center**
5401 W. Ocotillo Rd.
M-F 7am-8pm, Sa 8am-3pm

- 7 **Velma Teague Library**
7010 N. 58th Ave.
M 10am-8pm, T 10am-4pm,
W 10am-4pm, Th 10am-8pm,
F 10am-6pm, Sa 10am-5pm, Su 1-5pm
- 8 **O'Neil Community Center**
6448 W. Missouri Ave.
M-F 7am-8pm, Sa 8am-3pm
- 9 **Rose Lane Community Center**
5003 W. Marlette Ave.
M-F 7am-8pm, Sa 8am-3pm

Hydration Stations

- 10 **Glendale City Courts**
5711 W. Glendale Ave., Building B
M-F 8am-5pm
- 11 **GESD System of Care Center**
7677 W. Bethany Home Rd.
M-F 8am-5pm

Respite Centers

- 12 **Glendale Mission & Ministry Center***
6242 N. 59th Ave.
M-F 12-8pm
- 13 **St. John's Lutheran Church***
7205 N. 51st Ave.
M-Sa 12-8pm

*Pets allowed
Facilities may be closed during city holidays

SCAN ME



Please scan for additional City of Glendale locations

To search for sites on an interactive map, go to azmag.gov/Programs/Heat-Relief-Network



- **Two** hydration stations: City Court and the System of Care Center
- **Nine** Cooling stations: 3 community centers, 4 libraries, the Adult Center and the FRAC
- **Two** Respite Centers: St. John's Lutheran Church and Glendale Mission and Ministry Center

For details on these sites and others throughout Maricopa County:

SCAN ME



Partnerships



Arizona Faith Network operates our two **Respite Centers** that provide:

- A cool, air-conditioned space that offers uninterrupted rest
- Fresh water and nutritional snacks
- A pet-friendly environment
- These centers are a lifeline for many, offering safety, dignity, and compassion in a welcoming space.



Phoenix Rescue Mission provides transportation for individuals needing to visit a site without a means to get there, as well as case managers for access to services to address homelessness

Hydration stations at the **System of Care Center** and **City Court**; cooling stations through **Parks and Recreation Department and Libraries**, and water distribution on the street by the **Police Department**.

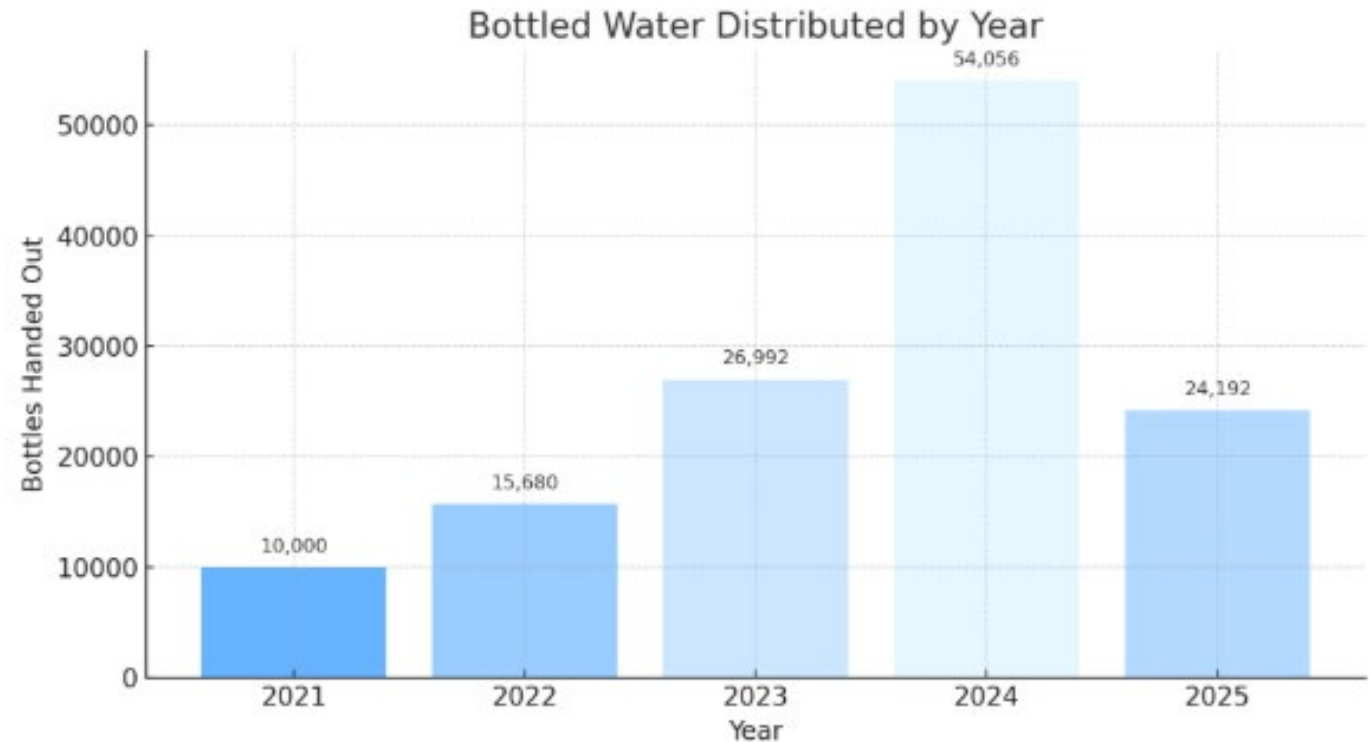


Bottles Distributed

Total bottles of water handed out with the City of Glendale Heat Relief Program

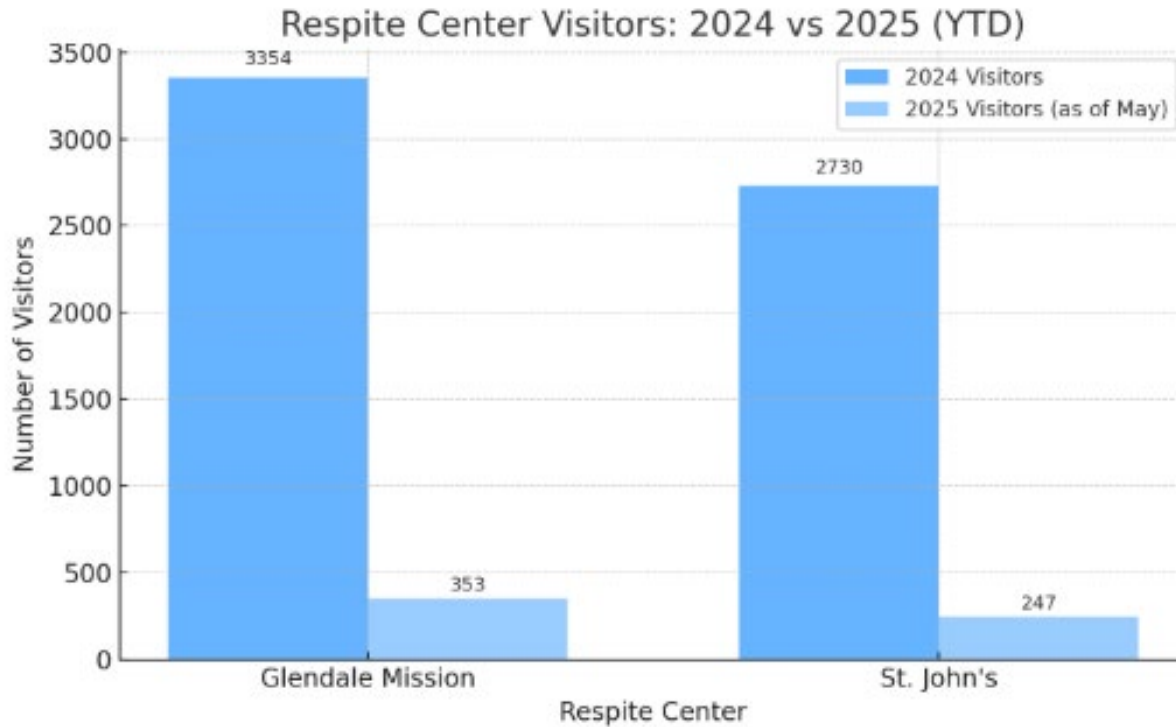
- 2021 = 10,000
- 2022 = 15,680
- 2023 = 26,992
- 2024 = 54,056
- 2025* = 24,192

* 5/1/25-5/31/25





Respite Center Visitors 2024-2025



- Glendale Mission and Ministry: 6242 N. 59th Ave
- St. John's Lutheran Church: 7205 N. 51st Ave.



HVAC Replacements

Emergency Home Repair Program

- CDBG grants for health and safety items (i.e. HVAC, electrical, plumbing)
- Income based on household size
- Must be homeowner (> 1 year)
- Access through Neighborly (after 6/23)

12
**HVAC UNITS
REPLACED**

8
**PORTABLE
UNITS
AVAILABLE**



FY 25 Enhancements

- **Glendale Police Department Outreach**

Ongoing water supply for officers to provide to the public

- **Pet Donation Drive**

Assembled and distributed 100 pet care bags including dog booties, bowls, collars, neck cooling wraps and more.

- **Employee Training**

Heat Relief training by the Glendale Fire Department, focusing on recognizing and responding to heat-related illnesses.



FY 25 Enhancements (cont.)

- **Additional Support at All Sites**

Equipped all locations with instant cold packs and charts to assist individuals in need.

- **Additional Respite Center Supplies**

Ordered key Heat Relief items for our centers such as sunglasses, cooling towels, neck wraps and more.

- **Online Resource Updates**

Updated the Heat Relief page on **Glendale One** for improved accessibility and current information.



City of Glendale Heat Relief Map

Please visit Azmag.gov/Programs/Heat-Relief-Network for a list of all locations and hours in Maricopa County on the live interactive map

Please scan for all Heat Relief Network locations

SCAN ME



To access Annual Heat Reports visit: maricopa.gov/1858/Heat-Surveillance

Cooling Stations

- 1 **Glendale Adult Center**
5970 W. Brown St.
M-F 8am-5pm
- 2 **Foothills Library**
19055 N. 57th Ave.
M 10am-8pm, T 10am-4pm,
W 10am-4pm, Th 10am-8pm,
F 10am-6pm, Sa 10am-5pm,
Su 1-5pm
- 3 **Foothills Recreation and Aquatics Center**
5600 W. Union Hills Rd.
M-F 5:30am-7:30pm
Sa 7am-5pm
- 4 **Heroes Regional Library**
6075 N. 83rd Ave.
M 10am-8pm, T 10am-4pm,
W 10am-4pm, Th 10am-8pm,
F 10am-6pm, Sa 10am-5pm,
Su 1-5pm
- 5 **Main Library**
5959 W. Brown St.
M 10am-8pm, T 10am-4pm,
W 10am-4pm, Th 10am-8pm,
F 10am-6pm, Sa 10am-5pm,
Su 1-5pm
- 6 **Glendale Community Center**
5401 W. Ocotillo Rd.
M-F 7am-8pm, Sa 8am-3pm

- 7 **Velma Teague Library**
7010 N. 58th Ave.
M 10am-8pm, T 10am-4pm,
W 10am-4pm, Th 10am-8pm,
F 10am-6pm, Sa 10am-5pm, Su 1-5pm
- 8 **O'Neil Community Center**
6448 W. Missouri Ave.
M-F 7am-8pm, Sa 8am-3pm
- 9 **Rose Lane Community Center**
5003 W. Marlette Ave.
M-F 7am-8pm, Sa 8am-3pm

Hydration Stations

- 10 **Glendale City Courts**
5711 W. Glendale Ave., Building B
M-F 8am-5pm
- 11 **GESD System of Care Center**
7677 W. Bethany Home Rd.
M-F 8am-5pm

Respite Centers

- 12 **Glendale Mission & Ministry Center***
6242 N. 59th Ave.
M-F 12-8pm
- 13 **St. John's Lutheran Church***
7205 N. 51st Ave.
M-Sa 12-8pm

*Pets allowed
Facilities may be closed during city holidays

SCAN ME



Please scan for additional City of Glendale locations

To search for sites on a interactive map, go to azmag.gov/Programs/Heat-Relief-Network

