

GENERAL FUND

MID-YEAR FINANCIAL
REVIEW

FY2025-2026

CASH BALANCE HISTORY YEAR END DECEMBER 31



HAWTHORNE
City of Good Neighbors

- As of 12-31-2019: \$24,935,644
- As of 12-31-2020: \$38,202,491
- As of 12-31-2021: \$57,905,088
- As of 12-31-2022: \$61,930,816
- As of 12-31-2023: \$83,028,362
- As of 12-31-2024: \$86,693,489
- As of 12-31-2025: \$78,140,125

FISCAL YEAR 25-26 BUDGET HISTORY



HAWTHORNE
City of Good Neighbors

- Originally Adopted in June 2025
 - Expenditure \$113,133,581
 - Revenue \$113,487,391

- Budget Amended Mid-Year Appropriations
 - Expenditure \$113,047,559
 - Revenue \$113,175,855

FISCAL YEAR 25-26 BUDGET QUARTER END DECEMBER 31, 2025

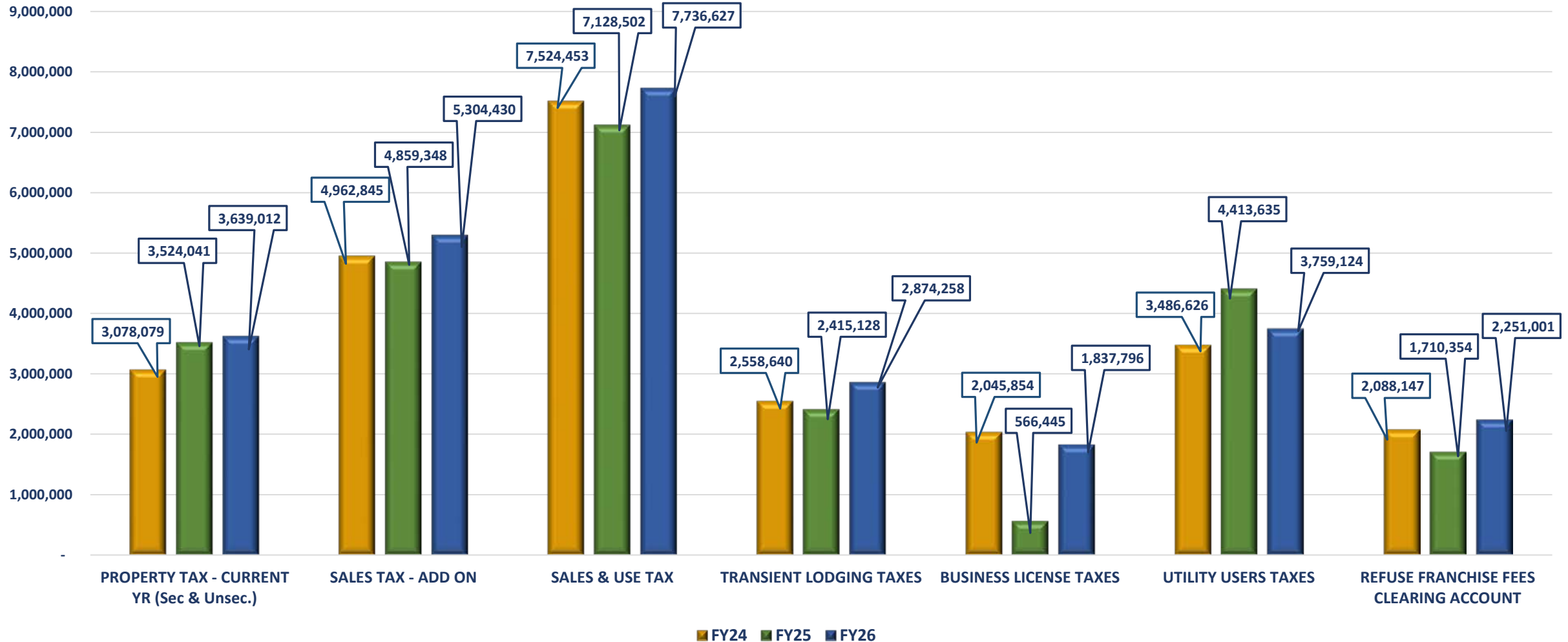


- Operating Revenues increased by 5.2% compared to the previous year.
- Most Significant Increases & Decreases in Revenue
 - 1. Business License Tax 224%
 - 2. Transient Occupancy Tax 19%
 - 3. Sales Tax (Combined) 9%
 - 4. Investment Earnings -40%

TAX REVENUES OVER \$1 M AT MID-YEAR, COMPARED WITH PRIOR YEARS



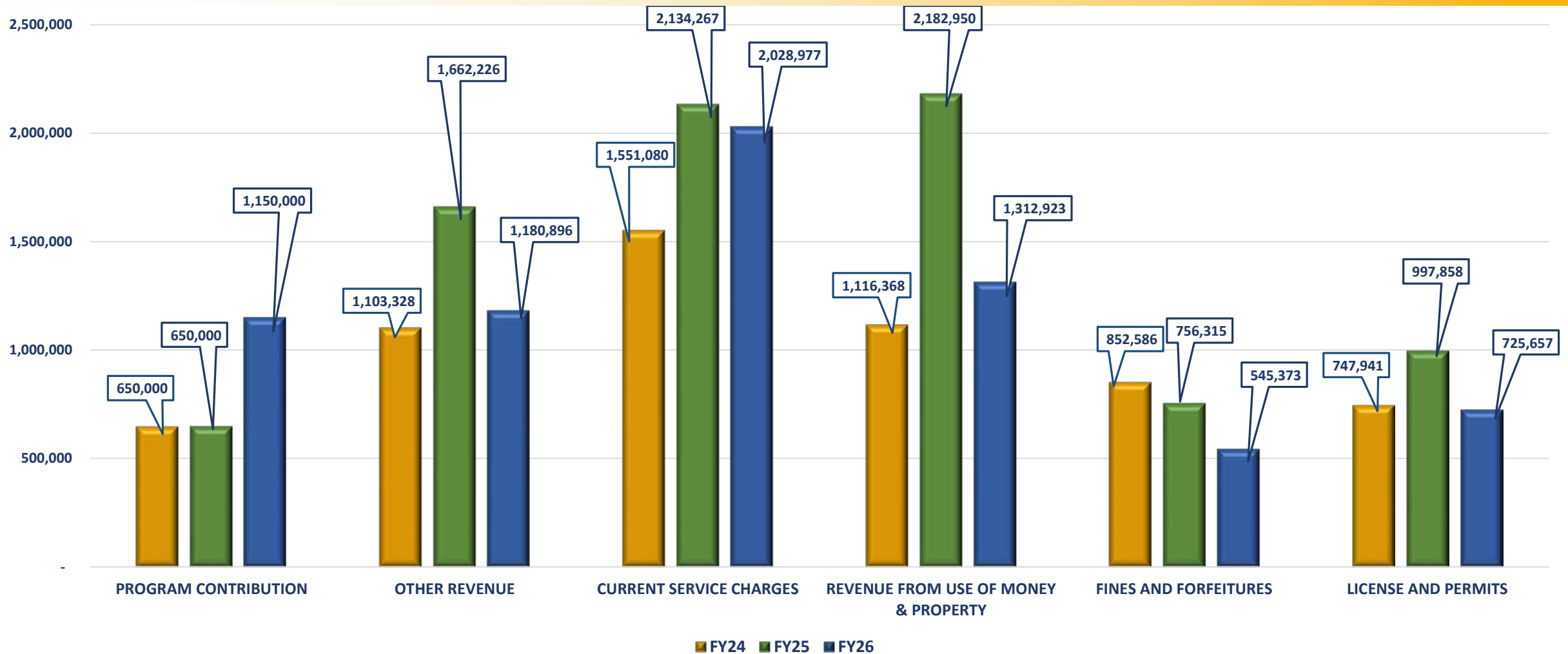
HAWTHORNE
City of Good Neighbors



NON TAX REVENUES AT MID-YEAR, COMPARED WITH PRIOR YEARS



HAWTHORNE
City of Good Neighbors

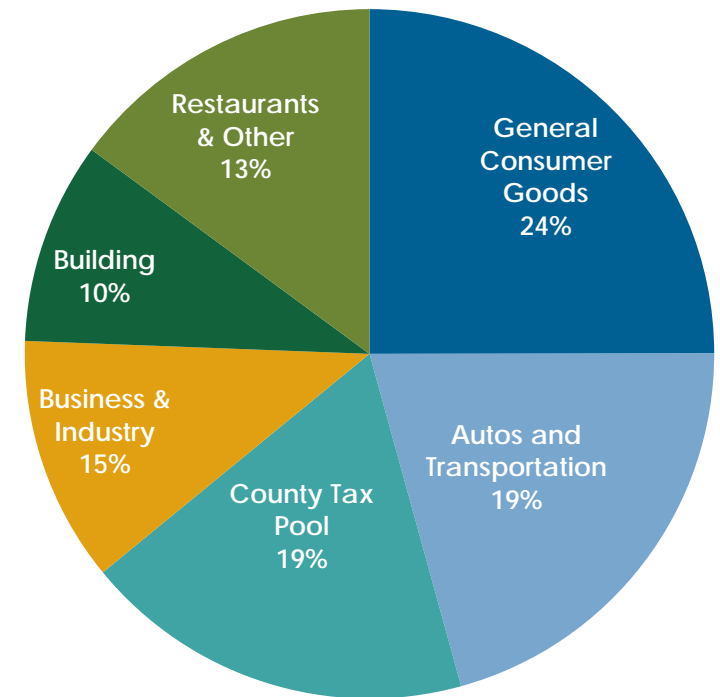


FISCAL YEAR 25-26 BUDGET QUARTER END DECEMBER 31, 2025



- Increased Sales Tax Revenues 9%
 1. Local Bradley Burns 1% 8.5%
 2. Measure HH .75% (Add On) 9.2%
- Stable & Diverse economic base

Sales Tax Distribution –
July to September 2025



FISCAL YEAR 25-26 BUDGET QUARTER END DECEMBER 31, 2025 CONT'D



- Expenditures
 - 7.54% Operating Increase Compared to Previous Year
 - Increases realized across all expenditure categories
 - 49.07% of Approved Budget Expended

GENERAL FUND REQUIRED CASH BALANCE FOR FISCAL YEAR 2025-26



HAWTHORNE
City of Good Neighbors

- Average 3 months of Operating Expenditures
 - Required Balance is \$28,283,395
- As of December 31, 2025
 - Cash Balance was \$78,140,125

FISCAL YEAR 24-25 BUDGET
QUARTER END DECEMBER 31, 2025



HAWTHORNE
City of Good Neighbors

Questions?