

REQUIREMENTS AGREEMENT
C-09-068-08-11

THIS AGREEMENT (the "Agreement") is entered into effective as of the 11th day of August, 2009 by and between LoneStar Uniforms, Inc. ("Seller") and Hidalgo County, Texas ("Buyer").

WHEREAS, Buyer has solicited sealed bids for the supply of its requirements of Hidalgo County for the "Purchase of Uniforms and Accessories" (on an as needed basis), (the "Product") as further described in Exhibit "A", Request for Bids (RFB) Procurement Packet as attached hereto and incorporated herein by reference for all purposes (the "RFB") for a period of two (2) years and;

WHEREAS, Seller has submitted a proposal to supply Buyer's requirements; and

WHEREAS, Buyer has determine that Seller has submitted the lowest and best bid to meet Buyer's requirements for certain of the Products, as herein after described.

NOW THEREFORE, for and in consideration of the mutual covenants and conditions hereinafter set forth, and other good and valuable consideration, the receipt and sufficiency of which is hereby acknowledged, the parties hereto agree as follows:

1. Buyer agrees to purchase from Seller, and Seller agrees to sell and deliver to Buyer, all of the Products listed on Exhibit "B", which is attached hereto and incorporated herein by references, that Buyer may require for use by Buyer in Hidalgo County projects for a period of two (2) years, with the County's option to extend/renew for an additional two (2) one (1) year terms. Hidalgo County reserves the right to continue this bid for an additional sixty (60) day grace period, under the same rates, terms and conditions at the end of the contract term for unforeseen delays in award of new bid for the next contract term. This Contract shall commence on August 11, 2009 and expire on August 10, 2011 and it is agreed that the Products will meet the Specifications in the Request for Bids (RFB) Procurement Packet set forth in Exhibit "A" hereto.

2. When Buyer determines that it needs a quantity of the Products to be delivered, it will, according to its Purchasing Policies, complete and submit to Seller a Purchase Order describing the type and quantity of the Products required. The Products are to be delivered by Buyer to the location in Hidalgo County specified by Buyer in its Purchase Order.

3. Buyer agrees to pay Seller for each Purchase Order based on the prices set out in Exhibit "B". Seller shall render invoices for each Purchase Order, and the invoices shall be paid by Buyer on or before the 30th day following receipt of the invoice.

4. **General Provisions.**

a. **Conflict with Applicable Law.** Nothing in this Agreement shall be construed so as to require the commission of any act contrary to law, and whenever there is any conflict between any provision of this Agreement and any present or future law, ordinance or administrative, executive or judicial regulation, order or decree, or amendment thereof, contrary to which the parties have no legal right to contract, the latter shall prevail, but in such event the affected provision or provisions of this Agreement shall be modified only to the extent necessary to bring them within the legal requirements and only during the time such conflict exists.

b. **No Waiver.** No waiver by Buyer of any breach of any provision of this Agreement shall be deemed to be a waiver of any preceding or succeeding breach of the same or any other provision hereof.

c. **Entire Agreement.** This Agreement contains the entire contract between the parties hereto, and each party acknowledges that neither has made (either directly or through any agent or representative) any representations or agreements in connection with this Agreement not specifically set forth herein. This Agreement may be modified or amended only by agreement in writing executed by Buyer and Seller, and not otherwise.

d. **Texas Law to Apply.** This Agreement shall be construed under and in accordance with the laws of the State of Texas, and all obligations of the parties created hereunder are performable in Hidalgo County, Texas. The parties hereby consent to personal jurisdiction in Hidalgo County, Texas.

e. **Notice.** Except as may be otherwise specifically provided in this Agreement, all notices, demands, requests or communications required or permitted hereunder shall be in writing and shall either be (i) personally delivered against a written receipt, or (ii) sent by registered or certified mail, return receipt requested, postage prepaid and addressed to the parties at the addresses set forth below, or at such other addresses as may have been theretofore specified by written notice delivered in accordance herewith:

If to Buyer: Hidalgo County
Attention: County Judge
100 E. Cano, 2nd Floor
Edinburg, Texas 78539

If to Seller: LoneStar Uniforms, Inc.
8430 N. Sam Houston
Pkwy. West
Houston, Texas 77064

Each notice, demand, request or communication which shall be delivered or mailed in the manner described above shall be deemed sufficiently given for all purposes at such time as it is personally delivered to the addressee or, if mailed, at such time as it is deposited in the United States mail.

f. **Termination.** County may terminate this Agreement at any time for any reason or no reason at all upon giving thirty (30) days written notice.

g. **Additional Documents.** The parties hereto covenant and agree that they will execute such other and further instruments and documents as are or may become necessary or convenient to effectuate and carry out the terms of this Agreement.

h. **Successors.** This Agreement shall be binding upon and inure to the benefit of the parties hereto and their respective heirs, executors, administrators, legal representatives, successors, and assigns where permitted by this Agreement.

i. **Assignment.** This Agreement shall not be assignable.

j. **Headings.** The headings and captions contained in this Agreement are solely for convenient reference and shall not be deemed to affect the meaning or interpretation of any provision or paragraph hereof.

k. **Gender and Number.** All pronouns used in this Agreement shall include the other gender, whether used in the masculine, feminine or neuter gender, and the singular shall include the plural whenever and as often as may be appropriate

l. **Authority to Execute.** The execution and performance of this Agreement by Buyer and Seller have been duly authorized by all necessary

laws, resolutions or corporate action, and this Agreement constitutes the valid and enforceable obligations of Buyer and Seller in accordance with its terms.

m. **Insurance.** Company shall provide, to the extent it deems necessary, insurance in force on all persons connected with providing services under this Contract naming County as an additional insured, and shall furnish to County certificates of such insurance coverage Exhibit "C", which is attached hereto.

n. **Commitment of Current Revenues Only.** In the event that, during any term hereof, the Commissioners Court does not appropriate sufficient funds to meet the obligations of Buyer under this Agreement, Buyer may terminate this Agreement upon ninety (90) days written notice to Seller. Buyer agrees, however, to use reasonable efforts to secure funds necessary for the continued performance of this Agreement. The parties intend this provision to be a continuing right to terminate this Agreement at the expiration of each budget period of Buyer pursuant to the provisions of Tex. Loc. Govt. Code Ann. § 271.903 (Vernon Supp. 1996).

o. **Purchasing Ethics.** Seller represents and warrants it has not, during the process of being awarded this contract violated the following ethical standards of Buyer and, upon and after the execution of this Agreement, agrees to abide by the following ethical standards of Buyer:

- (1) It shall be a breach of ethics to offer, give or agree to give any elected official, department head or employee, or former elected official, department head or employee, of Hidalgo County, or for any elected official, department head or employee or former elected official, department head or employee of Hidalgo County, to solicit, demand, accept or agree to accept from another person, entity or organization, a gratuity or an officer of employment in connection with any decision, approval, disapproval, recommendation, preparation or any part of a program requirement or purchase request, influencing the content of any specification or procurement standard, rendering of advise, investigation, auditing, or in any other advisory capacity in any proceeding or application, request for ruling, determination, claim or controversy, or other particular matter pertaining to any program requirement or a


contract or subcontract, or to any solicitation or proposal therefore pending before any department or agency of Hidalgo County.

- (2) It shall be a breach of ethics for any payment, gratuity or offer of employment to be made by or on behalf of a subcontractor under a contract to the prime contractor or higher tier subcontractor for any contract for Hidalgo County, or any person associated therewith, as an inducement for the award of a subcontract or order.

EXECUTED effective as of the day and year first above written.

Approved By Commissioners Court: _____

COUNTY OF HIDALGO



ATTEST:


By: _____
Juan D. Salinas, III, County Judge

Arturo Guajardo Jr., County Clerk

COMPANY:

By: _____
Printed Name: _____
Title: _____

APPROVED AS TO FORM:
Atlas & Hall, LLP



Stephen L. Crain

EXHIBIT "A"

REQUEST FOR BIDS (RFB) PROCUREMENT PACKET



PURCHASING DEPARTMENT
County Of Hidalgo

Bid Packet

June 23, 2009

(Company's Name & Address)

Re: **HIDALGO COUNTY**
"Purchase of Uniforms and Accessories for All County Law Enforcement Agencies"
BID NO.: 2009-068-07-15-SMA

Dear Prospective Bidder:

Enclosed please find a Request for Bid (RFB) packet for your review and consideration.

Hidalgo County Purchasing Department welcomes and appreciates your participation in the bid process.

If any further assistance is required, please do not hesitate to call the Purchasing Department 956/318-2626.

Sincerely,

A handwritten signature in cursive script that reads "Martha L. Salazar".

Martha L. Salazar, CPPB
Hidalgo County Purchasing Agent

MLS/sma

Enclosures



PURCHASING DEPARTMENT
County Of Hidalgo

**REQUEST FOR BID (RFB)
CHECKLIST**

HIDALGO COUNTY


**"PURCHASE OF UNIFORMS AND ACCESSORIES FOR ALL LAW ENFORCEMENT
AGENCIES"**

Bid No: 2009-068-07-15-SMA

1. Request for Bid Letter consists of 1 page.
2. Request for Bid, Legal Notice, consisting of 8 pages.
(Page 8 must be submitted with bid)
3. Exhibit "A" Specifications, consisting of 36 pages.
4. Exhibit "B" Bid Form, consisting of 5 pages.
(Must be submitted with bid)
5. Exhibit "C" Insurance Requirements, consisting of 5 pages.
(Must be submitted with bid)
6. Exhibit "D" CIQ Conflict of Interest Questionnaire, consisting of 2 pages.
(Copy of receipt and this form must be submitted with bid)
7. Vendor/Bidder Application and W-9 form consisting of 7 pages.
(Must be submitted with bid)
8. Certification Regarding Debarment, consisting of 2 pages.
(Must be submitted with bid)
9. Draft Requirement Agreement, consisting of 9 pages

The above mentioned items shall be found in the Request for Bid (RFB) packet that is attached herewith. Should you find that any of the items are not attached in its entirety please contact Purchasing by calling (956) 318-2626, advise of missing documentation, and Purchasing will forward information either through facsimile or by U.S. Mail.

Thank you.



Martha L. Salazar, CPPB
Purchasing Agent

June 23, 2009

Date

Bid No: 2009-068-07-15-SMA	Buyer: Sandra Montalvo	Tel. No: (956) 318-2626 Ext. 4865
----------------------------	------------------------	-----------------------------------

REQUEST FOR BIDS


HIDALGO COUNTY “PURCHASE OF UNIFORMS AND ACCESSORIES FOR ALL COUNTY LAW ENFORCEMENT AGENCIES”

**BID OPENING DATE:
JULY 15, 2009**

Contact Person:

Martha L. Salazar, CPPB, Purchasing Agent
Hidalgo County Purchasing Department
Physical Address: 2802 S. Business Hwy. 281 -New Administration Building
Mailing/Postal Address: 2812 S. Business Hwy. 281
Edinburg, Texas 78539

956 318-2626



Form HCPD-03

1. Sealed bids will be received for **"HIDALGO COUNTY- PURCHASE OF UNIFORMS AND ACCESSORIES FOR ALL COUNTY LAW ENFORCEMENT AGENCIES"** in accordance with the specifications attached as Exhibit "A" hereto. Bids should address all specifications set forth. Bidders may suggest substitutions of features which they feel would be in the best interest of Hidalgo County ("County"). Strong rationale must be presented for any deviation from the specifications. Hidalgo County reserves the right to reject the deviation and its effect on the overall bid.
2. **ONE (1) Original and THREE (3) copies** of all bids are required with the bidders name and return address clearly typed/printed on upper left hand corner and the proper notation clearly typed/printed on the lower left hand corner of the envelope and/or package: **"RFB-2009-068-07-15-SMA- HIDALGO COUNTY - PURCHASE OF UNIFORMS AND ACCESSORIES FOR ALL COUNTY LAW ENFORCEMENT AGENCIES"** and in County's Purchasing Department, physical address: 2812 S. Business Hwy. 281, mailing address: 2812 S. Business 281- New Administration Building, Edinburg, Texas, **on or before 9:30 A.M., WEDNESDAY, JULY 15, 2009. NO FACSIMILES OR LATE ARRIVALS WILL BE ACCEPTED. ANY RFB RECEIVED AFTER THAT TIME WILL NOT BE OPENED AND WILL BE RETURNED. OVERNIGHT MAIL MUST ALSO BE PROPERLY LABELED ON THE OUTSIDE OF EXPRESS ENVELOPE OR PACKAGE WITH REFERENCE TO "RFB-2009-068-07-15-SMA-HIDALGO COUNTY-PURCHASE OF UNIFORMS AND ACCESSORIES FOR ALL COUNTY LAW ENFORCEMENT AGENCIES."**

Hidalgo County reserves the right to refuse and reject any/all RFB and to waive any/all formalities or technicalities, or to accept the RFB considered the best and most advantageous to Hidalgo County.
3. Hidalgo County reserves the right to: A.) separate and accept, or eliminate any item(s) listed under this bid that it deems necessary to accommodate budgetary and/or operational requirements; B.) reject any or all bids submitted and further reserves the right to design the evaluation criteria to be used in selecting the lowest and best bid for approval; and C.) award the bid to one bidder or to multiple bidders if the County determines it is in its best interest to do so."
4. The Bidder shall not substitute items named in the bid without the express written consent of Hidalgo County. Failure of the delivered item to perform as specified or failure to meet the stated delivery schedule shall release Hidalgo County from all obligations to the contracting party with regard to the item(s) in question. In such event, County may elect to award the contract to the next-lowest responsible bidder, or to reject all bids and re-advertise.
5. For work to be performed at a County owned or operated location, each bidder shall, in its sole discretion, visit the job site before preparing the bid and thoroughly familiarize himself/herself with existing conditions. Bidder should take field dimensions and note all circumstances which affect the dollar amount of the bid.
6. Descriptive specifications are referenced in this document to indicate the general kind and quality of equipment desired by Hidalgo County. Due to various styles and models of equipment, bidders are required to include illustrations, specifications, explanation of warranties, and service data with their bid including catalogue numbers and any

necessary references.

7. No bid may be withdrawn within thirty (30) days from the scheduled time to open bids.
8. Proposed prices are to remain firm for a minimum of ninety (90) days after bid opening.
9. Any interpretations, amendments, corrections or changes to this bid document must be in a written addendum and signed by the County Judge or his designee. Addenda will be mailed to all who are known to have received a copy of the Request for Bids. Bidders shall acknowledge receipt of all addenda as a part of their bid.
10. County reserves the right to accept or reject any or all bids.
11. Costs are to be net F.O.B., County Prepaid.
12. County is exempt from Federal Excise Tax, State Tax and Local Tax. Do Not include tax in cost figure. If it is determined that tax was included in the cost figures it will not be included in the tabulation of any awards. Tax exemption certificates will be furnished upon request.
13. Funds for this procurement have been provided through the County budget for this fiscal year only. County, on an annual basis, has the right to reconsider a contract during the budget process for ensuing years if financial resources of County are insufficient to meet the liabilities of said contract. The award of a bid or contract hereunder will not be construed to create a debt of the County which is payable out of funds beyond the current fiscal year.
14. Upon award and prior to execution of a contract, Sole Proprietorships are required to submit a copy of their social security cards to the Hidalgo County Auditor's Office in order to establish an account with the County. All awarded vendors must submit a completed W-9 and a copy of their Federal ID Number Certificate.
15. **DELIVERY INSTRUCTIONS:**
 - . No deliveries accepted after 3:00 P.M., Monday-Friday.
 - . At least seventy two (72) hours prior notice of delivery must be given to Martha L. Salazar, Purchasing Agent before delivery will be accepted.
 - . If you need additional information call the office listed below:

Hidalgo County Purchasing Department
Martha L. Salazar, Purchasing Agent
(956) 318-2626
16. **BILLING AND PAYMENT INSTRUCTIONS:**
 - . Invoices must include:
 - a) Name and address of successful bidder
 - b) Name and address of receiving department or official
 - c) Purchase Order Number (if any)
 - d) Notation - **"HIDALGO COUNTY-PURCHASE OF**

UNIFORMS AND ACCESSORIES FOR ALL COUNTY LAW ENFORCEMENT AGENCIES Descriptive information as to the items or services delivered, including product code, item number, quantity, etc.

- . Discount payments will be considered when offered.
- . Contact person for Billing and Payment questions:

**HIDALGO COUNTY AUDITOR'S OFFICE
2802 S. BUSINESS HWY 281
Edinburg, Texas 78539
956-318-2511**

17. **SCHEDULE OF EVENTS**

Pre-Bid Conference, 2:30P.M.	JUNE 30, 2009
Bid Opening, 9:30 AM	JULY 15, 2009
Award of Contract	2009
Commence Work or Deliver Products	,2009

18. Bid or Performance Bond and Debarment Certification; Payment Under Contract:

. If the contract proposed is for the construction of public works or is for a contract for goods & services exceeding \$100,000, all bidders shall furnish a good and sufficient bid bond in the amount of five percent of the total contract price. A bid bond must be executed with a surety company authorized to do business in Texas. All bidders are also required to furnish a certification or acknowledgment stating that the contractor or vendor is free from suspension or debarment pursuant to federal regulation 45CFR Part 76.

. Together with the signing of a contract or issuance of a purchase order following the acceptance of a bid, and prior to commencement of the actual work, the bidder shall furnish a performance bond to the County for the full amount of the contract, if that contract exceeds \$50,000.

. If the contract is for \$50,000 or less, no money will be paid to the contractor until completion and acceptance of the work or the fulfillment of the purchase obligation to the County, and, if applicable, the receipt by County of satisfactory evidence that all subcontractors and material men have been paid.

. If a contract is for the construction, alteration or repair of public buildings or public works, the contractor *shall* provide a payment bond for a contract in excess of Twenty Five Thousand Dollars (\$25,000.00), as required by Tex. Govt. Code Ch. 2253.

. For requirements contracts, bond requirements are determined by applying the proposed unit price to the estimated quantities included in the specifications.

19. **ETHICAL STANDARDS:**

. It shall be a breach of ethics to offer, give or agree to give any elected official, department head or employee, or former elected official, department head or employee, of the County, or for any elected official, department head or employee or former elected

official, department head or employee of the County, to solicit, demand, accept or agree to accept from another person, entity or organization, a gratuity or an offer of employment in connection with any decision, approval, disapproval, recommendation, preparation or any part of a program requirement or purchase request, influencing the content of any specification or procurement standard, rendering of advice, investigation, auditing, or in any other advisory capacity in any proceeding or application, request for ruling, determination, claim or controversy, or other particular matter pertaining to any program requirement or a contract or subcontract, or to any solicitation or proposal therefore pending before any department or agency of the County.

. It shall be a breach of ethics for any payment, gratuity or offer of employment to be made by or on behalf of a subcontractor under a contract to the prime contractor or higher tier subcontractor for any contract for the County, or any person associated therewith, as an inducement for the award of a subcontract or order.

. No public official shall have an interest in a contract awarded hereunder except in accordance with Tex. Loc. Govt. Code Chapter 171.

20. **DISCLOSURE OF CONFLICT OF INTEREST**

. Effective January 1, 2006, Chapter 176 of the Texas Local Government Code requires that any vendor, person, consultant or contractor considering doing business with Hidalgo County ("the County") to disclose in the Conflict of Interest Questionnaire (the "CIQ") attached as Exhibit D, the vendor, person, consultant or contractor's affiliation or business relationship that might cause a conflict of interest with the County. By law, the CIQ must be filed with the Hidalgo County Clerk's Office no later than the seventh business day after the date the person becomes aware of facts that require that statement to be filed. The disclosure requirement applies to a person or business who contracts or seeks to contract with Hidalgo County for the sale or purchase of property, goods or service. Any purchase order or contract resulting from this process shall be considered null and void if the successful bidder fails to comply with Texas Local Government Code Chapter 176. Vendors, consultants, contractors and others who desire to conduct business with Hidalgo County are encouraged to refer to Texas Local Government Code Chapter 176 for the details of this law. An offense under Texas Local Government Code Chapter 176 is a Class C Misdemeanor.

Please Submit completed CIQ forms to the Hidalgo County Clerk's Office located at 100 N. Closner, Edinburg, Texas 78539-Hidalgo County Courthouse

COMPLETION AND SUBMISSION OF FORM CIQ IS THE SOLE RESPONSIBILITY OF THE PROSPECTIVE BIDDER.

21. If, during the life of any contract or bid awarded, the successful bidder's net prices generally available to other customers for items awarded herein are reduced below the contracted price, it is understood and agreed that the benefits of such reduction shall be extended to County.
22. Bids, and all goods and services provided there under, shall comply with all federal, state and local laws concerning this type(s) of goods and/or services.

23. Minimum Standards For Responsible Prospective Bidders: A prospective bidder must affirmatively demonstrate bidder's responsibility. A prospective bidder, by submitting a bid, represents to County that it meets the following requirements:
- . Possess or is able to obtain adequate financial resources as required to perform under the bid;
 - . Be able to comply with the required or proposed delivery schedule;
 - . Have a satisfactory record of performance;
 - . Have a satisfactory record of integrity and ethics;
 - . Be otherwise qualified and eligible to receive an award.
24. Successful bidder will pay or cause to be paid, without cost or expenses to County, all FICA, FUTA/SUTA and Federal Income Withholding Taxes of all employees, and all wages and benefits as required by Federal or State law. Successful bidder's officers, agents and/or employees will not be entitled to any benefits of an employee or elected official of County, including, but not limited to, benefits associated with County's civil service system.
25. Any contract award to a successful bidder will be in effect until: A.) the contract expires, B.) delivery and acceptance of products, and/or performance of services ordered, or C.) terminated by County with thirty (30) day's written notice prior to cancellation.
26. County reserves the right to enforce performance of any contract awarded hereunder in any manner prescribed by law or deemed to be in the best interest of the County in the event of breach or default by successful bidder; County reserves the right to terminate any contract immediately in the event a successful bidder fails to:
- A.) Meet schedules;
 - B.) Pay any required fees or taxes; or
 - C.) Otherwise perform in accordance with the specifications.
27. Successful bidder shall defend, indemnify and save harmless County and all its elected officials, officers, agents and employees from all suits, actions, or other claims of any character, name and description brought for or on account of any injuries or damages received or sustained by any person, persons, or property on account of any negligent act or fault of the successful bidder, or of any agent, employee, subcontractor or supplier of successful bidder in the execution of, or performance under, any contract which may result from bid award or which arises from any event or casualty happening on or within County premises themselves or happening upon or in any halls, elevators, entrances, stairways or approaches of or to such County facilities. Successful bidder shall pay any judgment with costs which may be obtained against County growing out of such injury or damages, and shall, upon request, provide a defense to County by counsel reasonably acceptable to County. Successful bidder's indemnity hereunder shall include, but is not limited to, claims relating to patent, copyright or trademark infringement, and the like, arising out of the goods and services provided by successful bidder.
28. Successful bidder shall warrant that all items/services shall conform to the specifications and/or all warranties provided under the Uniform Commercial Code and be free from all defects in material, workmanship and the like. Items supplied under a contract pursuant to this Request for Bids shall be subject to County's approval. Items found to be

defective or not meeting specifications shall be replaced by successful bidder within two business days at no expense to County. Items not picked up within one (1) week after notification shall be deemed a donation to County and may be used or disposed of at County's discretion and without waiver of any other rights of County as to the item's nonconformity.

29. This document and any disputes arising hereunder shall be governed and construed according to the laws of the State of Texas, and will be performable exclusively in Hidalgo County, Texas.
30. The successful bidder shall not assign, sell, transfer or convey its rights under any awarded contract, in whole or in part, without the prior written consent of County.

BID
 FOR
HIDALGO COUNTY
“PURCHASE OF UNIFORMS AND ACCESSORIES FOR ALL COUNTY LAW ENFORCEMENT AGENCIES”

To: Martha L. Salazar, CPPB, Purchasing Agent
 Hidalgo County Purchasing Department
 Physical Address: 2802 S. Business Hwy. 281 -New Administration Building
 Mailing/Postal Address: 2812 S. Business Hwy. 281
 Edinburg, Texas 78539

In accordance with the Specifications, and subject to all laws and regulations of the United States and state and local laws, the undersigned bidder proposes and commits to furnish all labor, equipment, material, software and services as set forth in the documents hereinbefore mentioned. The undersigned bidder further agrees, upon acceptance of its bid, to execute a contract and/or Purchase Order issued by Hidalgo County for performing and completing the work described in the Specifications within the time stated and for the prices proposed in the documents attached hereto and made a part hereof.

Bidder acknowledges receipt of all of the pages of the documents referenced in the Invitation to Bid Checklist presented in connection with this procurement. Bidder understands that Hidalgo County reserves the right to reject any or all bids and further reserves the right to design the evaluation criteria to be used in selecting the lowest and best bid.

Bidder agrees that this bid shall be good and may not be withdrawn for a period of ninety (90) calendar days after the scheduled closing time for receiving bids, as contained in the Specifications.

Respectfully submitted,

Bidder: _____
 Address: _____
 By: _____
 Printed Name: _____
 Title: _____

(THIS PAGE MUST BE SUBMITTED WITH BID)

EXHIBIT "A"
SPECIFICATIONS/REQUIREMENTS

Hidalgo County
REQUEST FOR BIDS

“Purchase of Uniforms and Accessories for All County Law
Enforcement Agencies”
BID No. 2009-068-07-15-SMA

EXHIBIT "A"
HIDALGO COUNTY
"PURCHASE OF UNIFORMS AND ACCESSORIES FOR ALL COUNTY LAW ENFORCEMENT AGENCIES"
BID NO: 2009-068-07-15-SMA
SPECIFICATIONS/REQUIREMENTS, TERMS & CONDITIONS

GENERAL REQUIREMENTS, TERMS AND CONDITIONS

1. **PURPOSE**
Hidalgo County is seeking to contract with a qualified vendor(s) to furnish "Uniforms and Accessories on an "As Needed Basis" including, but not limited to, the following:
2. **PREPARATION of BID**
All costs and expenses associated with the preparation and submission of bids shall be the responsibility of the bidder and no reimbursement for such charges or expenses shall be passed onto Hidalgo County.
3. **EMERGENCY PURCHASE**
Hidalgo County has the authority to utilize State Contracts whenever it is in the County's best interest to do so.
4. **QUANTITIES**
Quantities are estimates only and are not a commitment to buy. Approximate usage does not constitute an order, but only implies the probable quantity that will be used. Commodities will be ordered on an **As- Needed Basis**. Bidder is responsible for accurate final counts.
5. **CONTRACT TERM**
The initial contract term will be for two (2) years with the County's option to extend for an additional two (2) one (1) year term under the same rates, terms and conditions. Hidalgo County reserves the right to continue this bid for an additional sixty (60) day grace period, under the same rates, terms and conditions at the end of the contract term for unforeseen delays in award of new bid for the next contract term.
6. **INSURANCE (requirements)**
 - a. The bidder must at all times during the term of this contract, maintain insurance coverage with not less than the type and requirements shown. (Refer to Exhibit "C")
 - b. Such insurance is to be provided at the sole cost of the bidder.
 - c. Bidder shall furnish Hidalgo County with Certificate of Insurance naming Hidalgo County as additional insured.
7. **MULTIPLE VENDOR AWARD (special requirements)**
Hidalgo County reserves the right to award this contract to more than one vendor at the County's discretion.
8. **GARMENT FITTING**
The successful vendor shall be required to measure each deputy in order to provide proper uniform fit for odd sizes and/or custom fit.
9. **PRICING**
All bid prices for items shall take into consideration shipping and handling costs, embroidery, patches on uniforms and any other items mentioned on specifications as part of the fixed unit price.
10. **SHIPPING/PACKAGING**
All Individual orders must be packaged individually, and must be folded and wrapped in plastic. The departments name must be indicated on the outside of the package including the packing slip with the following information:
 - Name of address of vendor
 - Name and address of requesting department
 - Hidalgo County Purchase Order Number
 - Description of product(s) or material shipped
 - Quantity of items
11. **BRAND NAMES**
Specifications may reference name brands and model numbers. It is not the intent of Hidalgo County to restrict these bids in such cases, but to establish a desired quality level of merchandise or to meet a pre-established standard due to like existing items. Bidder may offer items of equal stature and the burden of proof of such stature rests with Bidder. Hidalgo County shall act as sole judge in determining equality and acceptability of products offered.
12. **FABRIC AND COLOR COMPATIBILITY**
Due to existing stock, uniforms in use and color compatibility concern, the brand names and colors indicated in the specification are acceptable. Bid proposing any other names and colors will be required to provide a specifications sheet on the material proposing to be equal with the following information addressed.
 - Weave
 - Weight

EXHIBIT "A"
HIDALGO COUNTY
"PURCHASE OF UNIFORMS AND ACCESSORIES FOR ALL COUNTY LAW ENFORCEMENT AGENCIES"
BID NO: 2009-068-07-15-SMA
SPECIFICATIONS/REQUIREMENTS, TERMS & CONDITIONS

- Fiber Content
- Ply of Yarn
- Breaking Strength
- Construction
- Fiber length
- Dye Procedure
- Kaumograph

Uniforms/clothing proposed must match colors and patches/embroidery of uniforms/clothing currently being used by user department.

13. AGE and MANUFACTURE

All tangible goods being bid must be new and unused. All items not specifically mentioned that are required for a complete unit shall be furnished.

14. DELIVERY SCHEDULE

Vendor will ensure that all deliveries will be delivered in full within thirty (30) to forty-five (45) days from purchase order.

15. SAMPLES

- a. A sample of the uniform/clothing being proposed **MUST** be submitted at no charge to the County with the bids for review and inspection by Hidalgo County. Arrangements will be made with the vendor to return all uniform/clothing at no charge to the County. **IF SAMPLES ARE NOT SUBMITTED, THE BID WILL BE DISQUALIFIED AND REJECTED.**

16. PRE-BID CONFERENCE

A pre-bid will be held on **TUESDAY, JUNE 30, 2009 at 2:30p.m.** in Hidalgo County Purchasing Department Conference Room located at 2802 South Business Hwy. 281, Edinburg, Texas. The purpose of the pre-bid conference is to answer any questions associated to the Specifications and/or Requirements. It is the responsibility of the bidder to acquire all applicable data needed to submit a bonafide response. **ALL BIDDERS ARE ENCOURAGED TO ATTEND THIS CONFERENCE.**

17. WARRANTIES

The successful vendor shall warrant that all materials utilized in the performance of this contract shall conform to the proposed specifications and/or all warranties as stated in the Uniform Commercial Code and be free from all defects in material, workmanship and title.

18. BID AWARD

Award of contract shall be made to the most responsible, responsive bidder, whose offer is determined to be the best value, taking into consideration the relative importance of price. Hidalgo County reserves the right to be the sole judge as to whether items bid will serve the purpose intended. Hidalgo County reserves the right to accept or reject in part or in whole any bid submitted, and to waive any technicalities or informalities for the best interest of the County. Hidalgo County reserves the right to award based upon individual line items, sections or total bid.

EXHIBIT "A"
HIDALGO COUNTY
"PURCHASE OF UNIFORMS AND ACCESSORIES FOR ALL COUNTY LAW ENFORCEMENT AGENCIES"
BID NO: 2009-068-07-15-SMA
SPECIFICATIONS/REQUIREMENTS, TERMS & CONDITIONS

UNIFORM SPECIFICATIONS:

I. HIDALGO COUNTY CONSTABLE PRECINCT NO. 1

A. UNIFORM-I

1. SHORT SLEEVE SHIRTS (perfection uniforms 2300, 2340 zipper front) equal or better

FABRIC	VISA System 3 ^o fabric from Milliken & Company, Style #707430, 100% Dacron ^o polyester, and texturized woven. Weight 7.25 oz. per yard. Single warp, 2 ply filling.
COLOR	Silver Tan
CREASING	Pockets, pocket flaps, collar band and shoulder straps to be die creased to give uniform shape and size. To have two sewn in permanent military creases in front and three in back.
FRONT	To have a self fabric center pleat 1-1/2" wide extending from collar band to bottom of shirt. It shall have 2 rows of stitching 7/8" apart. The center pleat to be lined with 100% Polyester, 250 Denier. Right front to have an approximate 3" tumbuck extending from collar to bottom of shirt. There shall be six front and one collar button. Center placket shall be a two piece construction.
COLLAR	To be die cut. Convertible collar is to measure 3-1/4" long at points and to be topstitched 1/4" from edge. The interlinings are to be 100% polyester, 250 denier. Permanent collar stays of proper length are to be sewn inside collar so that no stitches are made through the bottom leaf. All shirts to have satin lining in neck area.
YOKE	Two piece yoke of self goods to measure approximately 2-3/4" at bottom center of band and 2-1/2" at outside edge of yoke. Yoke must have a 1/16" topstitch. Shirts with no top stitched back yoke will not be accepted.
SLEEVES	Sleeves are to be one piece, have a 7/8" hem and finish 9-1/2" to 9-3/4" long from the shoulder seam. Sleeve setting and closing shall be done with an overedge and safety stitch. The sleeve is to be bartacked at the hem
POCKETS	Two breast pockets finishing 5-3/8" wide and 5-3/4" long to have mitered corners. Both pockets shall have a 1-1/2" box pleat stitched top and bottom to prevent spreading. Left pocket to have a sewn through pencil opening 1- 3/8" wide. Velcro 5/8" wide and 5/8" long to be placed on each pocket to secure Velcro placed on each flap.
FLAPS	To be die cut, creased and scalloped, finishing 5-3/4" in width, 2-3/4" in length at the center and 2-1/2" at each side. Flaps to be placed 1/4" above the top of each pocket and have one centered buttonhole with button. The left flap to have a pencil opening 1-3/8" wide and secured with bartacks on each side of the opening. Velcro 3/4" square to be placed on edges of each flap. Flaps to be lined with crease 'n' tack interlining.
BADGE TAB	Inside sling type of self goods approximately 1" wide to extend from joining seam to pocket of left front. To have two small, uncut buttonholes 1-1/4" apart with the lower buttonhole approximately 1" above the flap. Sling shall be turned and stitched and sewn down on the bottom.
SHOULDER STRAPS	To be sewn into sleeve head seam and measure approximately 2-1/4" tapering to 1-1/2" with end pointed. Straps to be end approximately 1/2" from the collar seam. They shall be box stitched to shoulders with a row of cross stitching 2" from sleeve head and diagonally sewn from each end of the seam to the sleeve. Shoulder straps are to be die cut, creased and lined with crease 'n' tack.
SHIRT SIZES	All shirts must be available in exact neck sizes. Alpha sizes will not be acceptable. In neck sizes 16 through 18 1/2 "Talls" must also be available as an "in-stock" item.
EMBLEMS/PATCHES	Emblems are to be sewn on both shoulders with 4 1/2" emblem 80% embroidery with plastic backing. Emblems are to be included in the price of the shirt.
BUTTONS	To be a melamine button dyed to match the fabric color, 20 ligne.
METAL BUTTON FEATURE*	Dark Navy and Navy shirts are made to accept metal buttons on the shoulder straps, fronts, pocket flaps and cuffs. The right front on these shirts is to have an approximate 1-1/2" tumbuck. Six front buttons to be 22 ligne.
PACKING	Shirts to be polybagged individually.
ZIPPER CLOSURE	All shirts must have a front closure with a 14" nylon separating zipper.
WARRANTY	One year against workmanship or fabric defects.

2. LONG SLEEVE SHIRTS (perfection uniforms 2000, 2040 zipper front) equal or better

FABRIC	VISA ^o System 3 fabric from Milliken and Company, Style #707430, 100% Dacron ^o polyester, and texturized woven. Weight 7.25 oz. per yard. Single warp, 2 ply filling.
COLOR	Silver Tan
CREASING	Pockets, pocket flaps, collar band and shoulder straps to be die creased to give uniform shape and size. To have two sewn in permanent military creases in front and three in back.
FRONT	To have a self fabric center pleat 1-1/2" wide extending from collar band to bottom of shirt. It shall have 2 rows of stitching 7/8" apart. The center pleat to be lined with 100% Polyester, 250 Denier. A self-lined button stand 7/8" wide shall be placed on the right side and extend from collar band to bottom of shirt. There shall be six front and one collar button. Center placket shall be a two piece construction.
COLLAR	To be die cut. The back of the stand is to measure 1-1/2". The points are to be 3-1/4" in length and top stitched 1/4" from edge. The interlinings are to be 100% polyester, 250 denier. Collar band to be lined with crease 'n' tack interlining. Permanent collar stays of proper length are to be sewn inside collar so that no stitches are made through the bottom leaf. The stand shall fasten with one button. All shirts to have satin lining in neck area.
YOKE	Two piece yoke of self goods to measure approximately 2-3/4" at bottom center of band and 2-1/2" at outside edge of yoke. 1/16" topstitch. Shirts with no top stitched back yoke will not be acceptable.
SLEEVES	Each sleeve shall have one piece pointed placket 1-1-1/4" wide both top and bottom, with one button placed on the placket approximately 2-1/4" above the top of the cuff. Sleeve setting and closing shall be done with an overedge and safety stitch. Cuffs to close with 2 buttons and buttonholes, be 2-7/8" wide and have 1/4" topstitching on the edge. They shall be lined with woven, unbleached 100% Cotton

EXHIBIT "A"
HIDALGO COUNTY
"PURCHASE OF UNIFORMS AND ACCESSORIES FOR ALL COUNTY LAW ENFORCEMENT AGENCIES"
BID NO: 2009-068-07-15-SMA
SPECIFICATIONS/REQUIREMENTS, TERMS & CONDITIONS

	interlining.
POCKETS	Two breast pockets finishing 5-3/8" wide and 5-3/4" long to have mitered corners. Both pockets shall have a 1-1/2" box pleat stitched top and bottom to prevent spreading. Left pocket to have a sewn through pencil opening 1- 3/8" wide. Velcro 5/8" wide and 5/8" long to be placed on each pocket to secure Velcro placed on each flap.
FLAPS	To be die cut, creased and scalloped, finishing 5-3/4" in width, 2-3/4" in length at the center and 2-1/2" at each side. Flaps to be placed 1/4" above the top of each pocket and have one centered buttonhole with button. The left flap to have a pencil opening 1-3/8" wide and secured with bartacks on each side of the opening. Velcro 3/4" square to be placed on the edge of each flap. Flaps to be lined with crease 'n' tack interlining
BADGE TAB	Inside sling type of self-goods approximately 1" wide to extend from joining seam to pocket of left front. To have two small, uncut buttonholes 1-1/4" apart with the lower buttonhole approximately 1" above the flap. Sling shall be turned and stitched and sewn down in the bottom.
SHOULDER STRAPS	To be sewn into sleeve head seam and measure approximately 2-1/4" tapering to 1-1/2" with end pointed. Straps to be set approximately 1" from the collar seam. They shall be box stitched to shoulders with a row of cross stitching 2" from sleeve head and diagonally sewn from each end of the seam to the sleeve. Shoulder straps are to be die cut, creased and lined with crease 'n' tack.
SHIRT SIZES	Shirts shall be available as a stock item sized with exact neck size and exact sleeve length. Any combination neck size or sleeve lengths are not acceptable.
BUTTONS	To be a melamine button dyed to match the fabric color. 20 ligne.
METAL BUTTON FEATURE*	Navy shirts are made to accept metal buttons on the shoulder straps, fronts, pocket flaps and cuffs. The right front on these shirts is to have an approximate 1-1/2" tumbuck. Six front buttons to be 22 ligne.
PACKING	Shirts to be polybagged individually.
EMBLEMS/PATCHES	Emblems are to be sewn on both shoulders with 4 1/2" emblem 80% embroidery with plastic backing. Emblems are to be included in the price of the shirt.
ZIPPER CLOSURE	All shirts must have a front closure with a 14" nylon separating zipper.
WARRANTY	One year against workmanship or fabric defects.

3. TROUSERS (perfection style 2600) equal or better

FABRIC	VISA® System 3 fabric from Milliken & Company, style 707470, 100% Dacron® polyester. Two ply warp and filling, 10.5 - 11 oz. per linear yard, 2 x 1 gabardine weave.
DESIGN	Shall be made on a uniform pattern, having a plain front with quarter top pockets and two back pockets.
POCKETS	The front pocket opening will be a minimum 6-1/2" and be 6" deep from the bottom of the opening. They shall be stitched, turned, and restitched. The inside front pocket facing shall be a separate piece of self material finishing no less than 1-1/4" wide. The back pockets will have a minimum opening of 5-1/2" and be 6" deep. Sizes 29 and smaller will have a 5" opening. They shall be made with a Reese PW automatic machine and finished on the outside with an exposed top and bottom cord. The left pocket shall have a tab to button. The front pockets shall each have a straight bartack and each back pocket shall be bartacked with a triangular bartack. All front pockets shall be reinforced with a double layer of pocketing material
POCKETING	All pocketing shall be black, 75% polyester/25% cotton with a minimum thread count of 90 x 56. The weight shall be 3.0 yds/lb.
WAISTBAND	The waistband shall be 2" wide and shall be closed with a crush-proof hook and eye. The waistband curtain, attached with a rocap machine, shall have Snugtex and have Perfection fit stretch on the bottom. Ban-Rol waistband stiffener, 3/4" in width, shall be sewn into the waistband on the front of the trouser from side seam to side seam. The full length of the waistband is fused with Pellon. The trousers are to be made with a continuous closed waistband. The waistband shall be set on and shall be stitched below the lower edge through the outer fabric and the waistband curtain.
INSIDE TRIM	The right fly and crotch linings shall be the same fabric and color as the waistband curtain. The right fly lining shall be sewn to the left fly below the zipper. The crotch lining shall be serged to each front. A one piece French fly made of the outer fabric shall be sewn to the inside right fly. A separate sewn on French fly will not be acceptable.
BELT LOOPS	There shall be a minimum of five (5) belt loops on waist sizes 30 and down, seven (7) belt loops on waist sizes 31 - 48, and a minimum of nine (9) on sizes 50 and larger. Each loop is to be 3/4" wide, of double thickness, and stitched on the face side with a two needle machine. Except for the center back loop which shall be tacked on, all loops shall be sewn into the bottom of the waistband and into the rocap. They shall accommodate a 1-5/8" belt.
ZIPPER	The trousers shall be closed with a YKK brass zipper which has a brass bottom stop at the base of the zipper chain and a brass ratcheting cam lock slider. The inside left fly will be reinforced with Pellon under the zipper stitching. A straight bartack shall be sewn through from the outside of the garment to the inside at the bottom of the fly. It shall be sewn through the zipper tape, the right and left fly and the right fly lining. The right and left fly shall be joined by an additional bartack located below the bottom zipper stop on the inside of the trouser.
SEAMING	The entire trouser is to be seamed with polyester core thread. The seat seam shall be stitched with a tandem needle seat seaming machine. All exposed inside seams of the trouser are to be serged.
SIZE TAG	Trousers shall be labeled with the following information: lot number, size, fiber content, and care instructions.
FINISHING AND PRESSING	All loose threads shall be removed. Trousers must be pressed completely and properly with the side seam, inseam, and seat seam pressed open. There must be a Texpak clip attached to the top fly of the finished trousers.
WARRANTY	One year against workmanship or fabric defects.

B. UNIFORMS II

1. SHORT SLEEVE SHIRTS (8713X) BLAUER STREET GEAR (equal or better)

SHELL FABRIC	6.5 oz. per square yard 2 X 1 twill weave in a 65% polyester / 35% cotton fiber blend with 3XDRY® comfort finish and 10-12% filling stretch that is pre-cured for wrinkle resistance. Machine washable and dry cleanable cotton blend provides user comfort, uniform
---------------------	--

EXHIBIT "A"
HIDALGO COUNTY
"PURCHASE OF UNIFORMS AND ACCESSORIES FOR ALL COUNTY LAW ENFORCEMENT AGENCIES"
BID NO: 2009-068-07-15-SMA
SPECIFICATIONS/REQUIREMENTS, TERMS & CONDITIONS

COLOR	appearance, durability, and easy care. (45) Silver Tan	
TRIM	Interlining: Small Parts: 100% polyester Front Placket: 50% Polyester 50% Cotton Hook and loop: Woven Nylon base Buttons: melamine, 20 ligne, matching shell fabric	
DESIGN & CONSTRUCTION	Short sleeve uniform shirt 5 crease military style with permanent sewn in creases Top fused convertible sport collar Mitered, pleated pockets with scalloped flaps, pencil opening in left pocket, hook and loop closure Epaulets Badge eyelets with internal support strap Extra long shirt tails	
CUSTOMIZATION	Emblems Name Tab Zipper Front Metal Buttons on epaulets and pocket flaps	
STANDARD SIZE RANGE	a) Men's: Regular Length: S-3XL b) Women's: Regular Length: XS-2XL	
EMBLEMS/PATCHES	Emblems are to be sewn on both shoulders with 4 1/2" emblem 80% embroidery with plastic backing. Emblems are to be included in the price of the shirt.	
MEASUREMENTS	Men's: Regular Length: L:	
	Neck: 17.25 (plus or minus 0.5 inches) 1/2 Chest: 25.25 (plus or minus 0.75 inches) Back Length: 32.5 (plus or minus 0.5 inches)	Women's: Regular Length: M
		Neck: 15.5 (plus or minus 0.5 inches) 1/2 Chest: 22 (plus or minus 0.75 inches) Back Length: 28.5 (plus or minus 0.5 inches)

2. TROUSERS (8810X) SIDE POCKET (equal or better)

SHELL FABRIC	6.5 oz. per square yard 2 X 1 twill weave in a 65% polyester / 35% cotton fiber blend with 3XDRY® comfort finish and 10-12% filling stretch that is pre-cured for wrinkle resistance. Machine washable and dry cleanable cotton blend provides user comfort, uniform appearance, durability, and easy care.				
COLOR	Dark Navy				
TRIM	<ul style="list-style-type: none"> • Pocketing: 70/30 polyester/cotton twill, not less than 3.0 oz. sq. yd. • Interlining: polyester non-woven. • Binding: polyester/cotton bias cut. • Waistband: polyester, spandex, nylon blend with double strip of silicone shirt grip. • Stretch edge control. • Fly zipper: nylon coil, size #5, auto-lock slider. • Side Pocket Zipper: nylon coil, size #5. • Hook and eyes: nickel-plated. • Buttons: melamine, 22 ligne, matching shell fabric. 				
DESIGN & CONSTRUCTION	<ul style="list-style-type: none"> • Front quarter pockets; double section-side pockets with hidden cell phone pouch, a 1" Scotchlite strip under each pocket flap, hidden equipment tunnels; and inverted double cord hip pockets with button tabs. (Women Pattern: Front quarter pockets stay-stitched shut for appearance. Can be broken for functionality) • All pocket secured with bartacks. Stretch waistband with fly tab. • Interlined wide belt loops inserted in bottom of waistband and tacked at top. • Double hook and eye closure. <p>Quarter linings in front quarters. Outlets in waistband (back) and thigh inseam. Tandem needle seat seam. Seat, inseam, and out seams pressed open. 10-12 stitches per inch (all seams). Permanent silicone adhesive creases, front and back.</p>				
CUSTOMIZATION (OPTIONAL)	Windproof-breathable liner. Removable reflective package. Removable identification package. Hemming.				
STANDARD SIZE RANGE	Men's: Regular Length: even waist sizes 28 - 54; odd sizes 31 - 37 Women's: Regular Length: even dress sizes 6 - 24				
MEASUREMENTS	Men's: Regular Length: Waist Size 36:		Women's: Regular Length: Dress Size 12		
	1/2 waist	18 (plus 0.25 inches)	1/2 Waist:	15.25 (plus 0.25 inches)	
	Seat	24 (plus or minus 0.25 inches)	Seat	22.625 (plus or minus 0.25 inches)	
	1/2 Knee	10.875 (plus or minus 0.25 inches)	1/2 Knee	10.125 (plus or minus 0.25 inches)	
	1/2 Bottom Leg	8.75 (plus or minus 0.25 inches)	1/2 Bottom	8.5 (plus or minus 0.25 inches)	

EXHIBIT "A"
HIDALGO COUNTY
"PURCHASE OF UNIFORMS AND ACCESSORIES FOR ALL COUNTY LAW ENFORCEMENT AGENCIES"
BID NO: 2009-068-07-15-SMA
SPECIFICATIONS/REQUIREMENTS, TERMS & CONDITIONS

				Leg		
Inseam	37	(plus or minus 0.50 inches)	Inseam	35.875	(plus or minus 0.50 inches)	
Out seam	46.25	(plus or minus 0.50 inches)	Out seam	45.875	(plus or minus 0.50 inches)	
Front Rise	10.375	(plus or minus 0.25 inches)	Front Rise	10.13	(plus or minus 0.25 inches)	
Back Rise	16.875	(plus or minus 0.25 inches)	Back Rise	13.75	(plus or minus 0.25 inches)	

C. UNIFORM-III

1. POLO-SHORT SLEEVE 5.11 Tactical S (71048) equal or better

DESCRIPTION	<ul style="list-style-type: none"> • 100 % Treated 6.4 oz. Interlocked cotton fabric to prevent fading, wrinkling and shrinking • Moisture wicking finish • Tough melamine buttons • No roll Collar with flexible collar strays • Mic-loop pockets located at each shoulder and placed at the bottom of the placket at the sternum level • Reinforced dual pen pockets • Polo shirts with name & title embroidered on right breast and badge embroidered on left breast
COLOR	Silvertan
SIZE	Sm - XXL and Larger

2. TACTICAL PANTS (5.11 Tactical 74251) equal or better

FABRIC	100 % Cotton Tactical Canvas, 8.5 oz., 73x40/10x10, Pant weight
POCKETING	80% Polyester 20% Cotton T/C, tightly woven poplin
SIZE	Pants must be available in Regular, Short, Long and X-Large Long, from stock
COLOR	Khaki 055 or Walnut 105
FEATURES & BENEFITS	Self adjusting action waist with elastic sides; 7 belt loops and a DORing; Deep front pockets; cargo pockets with flaps; phone pocket on right front, Large open-top back pockets, and a tool strap on right back. The pants have double knees of self fabric, removable 6mm Neoprene knee pad inserts; and a double seat of self fabric. Bottom hems have openings for draw cords.
POCKETS	<ul style="list-style-type: none"> • Front pocket openings have self fabric facings and extra reinforcements on knife clippings area. Pocket openings are firmly bar tacked on both ends. Pocket bags are made of durable Poly/Cotton blend and they are extra deep. Pocket bags are finished clean inside the pant and double stitched for heavy duty. • Cargo pockets have large flaps and Velcro closure. • Is lined with extra durable Cordura Nylon. The pocket has gussets on sides and a large flap with Velcro closure; it accommodates a phone. • Back Pockets are formed of self fabric. They are extra large with large open top. The top has Velcro closure. Opening has extra reinforcement on the side seam side; both ends are firmly cross-bar tacked.
SEAMS & STITCHING	<ul style="list-style-type: none"> • Seams are durable with 10 stitches per inch and extra heavy 5-thread construction. • Top stitching are non-raveling lock stitching. Side seams, seat seam and front rise have two-needle top stitching. Crotch point is bar tacked. Fly outline, had pocket openings, all pocket flaps, knee patches and seat patch have double needle top stitching. Cargo pockets are attached with double needle top stitching. Belt loops are bar tacked on all corners. Cargo pocket openings are bar tacked and flaps are cross bar tacked. Back pocket openings are cross bar tacked. All Velcro pieces are attached with box stitching
LABELS	The woven logo label, care label, size label, country of origin label and fiber content are permanently attached to the pants.
CLOSURES	Closures are high quality, proven brand name products. Fly zipper is metallic YKK zipper with auto lock slider. Waist snap is metallic PRYM snaps with extra strong grip. Inside fly button is cross tacked.

3. JACKETS

FABRIC	Outershell: Travis Mills #7450 100% Nylon Supplex (equal or better) Removable Lining: 104x86 Thread Count, 70 Denier Nylon Taffeta or equal Color: Navy Thinsulate by 3M quilted 200-gram body with 100-gram sleeve or equal. 100 % Nylon taffeta, thread counts 104x86 or equal
DESIGN	The jacket shall be a full cut, waist length model with two-way zipper front, Thinsulate zip-in/zip-out liner, shirred waistband, and zippered side vents. Coat construction shall be used throughout the body and sleeves being fully lined
BODY DETAIL	The front shall be plain with patch pockets, flaps and badge tab. The inside facings shall be made of outer fabric and are to be sewn on top of the nylon lining which extends to the front edge of the jacket. There shall be a one piece back designed with the Articulated Gusset for full freedom of movement. There is to be a separate 2- 1/2" shirred waistband with 2- 1/2" heavy duty elastic. The entire waistband is to be shirred with the exception of an area 5 3/4" on either side of the front opening. There shall be side zipper entry on both side seams, approximately 11" in length and secured by a nylon zipper and elasticized snap closure. The shoulders shall have pads. A self goods reinforcement strip, approximately 3", shall be sewn on the inside of the jacket joined at the top of the waistband

EXHIBIT "A"
HIDALGO COUNTY
"PURCHASE OF UNIFORMS AND ACCESSORIES FOR ALL COUNTY LAW ENFORCEMENT AGENCIES"
BID NO: 2009-068-07-15-SMA
SPECIFICATIONS/REQUIREMENTS, TERMS & CONDITIONS

	and extending from side to side.
INSIDE DETAIL	On the left side of the coat, there shall be a gun pocket installed on the permanent lining to accept a small frame handgun. The gun pocket shall have a minimum opening of 4 1/2" and be a minimum of 6" deep. The gun pocket shall be furnished with a strap and snap closure. Bartacks shall reinforce the opening. There shall be two cut-in pockets on the left and right sides measuring approximately 5 1/4" wide and 6" deep. There shall be a strap and snap on the lining of each sleeve end for attaching the zip in liner. The bottom of the coat on the inside shall have a 4" piece of outer shell material between the waistband and the inner taffeta lining to guard against wear from the inside.
SLEEVES	The sleeves shall be one piece set in with a single needle machine. The bottom of the sleeve shall have Velcro and elastic for adjustable fit. The cuff itself should measure 1 7/8" in width.
POCKETS	There shall be two patch pockets with 1 1/2" box pleats, finishing approximately 6 1/2" wide and 7 3/8" deep. Flaps shall be scalloped and self lined, measuring 6 3/4" wide and 3 3/8" long at center and 3" long at each end. They shall close with Velcro on the side points and with a centered buttonhole. The pockets shall be lined with pocketing material with an opening of approximately 5 1/2" on the side. The left patch pocket is to have a 1 1/2" pencil opening at the top of the flap. Both the pockets and the flaps are to be bartacked. Flaps are too interlined.
COLLAR	The standup collar shall be made using self material and shall be interlined with Pellon. There shall be an option of a detachable hood and fur collar using Orlon pile. This collar and hood are to be attached to the permanent collar with buttons.
EPAULETS	The epaulets shall be made of self goods. They shall be sewn into the sleeve head seam. "X" stitched and tacked to the jacket at the neck.
SIZES	Jackets must be available small through XXL and larger.
BADGE TAB	The badge tab shall be made of the outer fabric lined with pocketing fabric, and shall measure 2" tall by 1" wide. The first eyelets is 1/2" down from the top finished edge and the second is 1/2" up from the bottom finished edge. The eyelets are spaced 1" apart from center to center. The badge tab shall be centered 2 1/2" above the left flap pocket.
ZIPPER	There shall be an YKK #5, two-way molded nylon zipper in the front and an 11" nylon zipper on each side vent.
BUTTONS & SNAPS	The pocket flaps and epaulets shall be secured with 24 ligne metal buttons. The front fly and size zipper tabs shall be secured by high impact, non-reflective, non-glare, scratch resistant snaps.
THREAD	All sewing is to be done with polyester core thread or 100% spun polyester thread.
SIZE TAG & CARE INSTRUCTIONS	Each jacket shall have a sewn-in woven size label. There shall also be a printed label with care instructions. Each coat shall be marked with lot number, size fiber content and WPL number.
WARRANTY	Garments shall have a one year warranty against workmanship against workmanship or fabric defects.
EMBLEMS/PATCHES	Emblems are to be sewn on both shoulders with a 4 1/2" emblem 80% embroidery with plastic backing. Emblem are to be included in the price of the jacket.

4. WINDBREAKER

DESCRIPTION & COLOR	Windbreaker/navy
BLEND	80% polyester:20% cotton
FABRIC	Poplin weave Outershell
FINISH	Durable water repellant
CARE	Hand wash
LINER	Zip-Out liner
WAISTBAND	Elastic back bottom edge
CLOSURE	Two-way zipper
POCKET	Two pleated patched pockets and flaps with bottom-through closure; tow hand-warmer side panel pockets
CUFFS	Two button adjustable cuff
OTHER	Screen printed light jacket with name and title embroidered on right chest, badge on left chest, constable on the sleeves and on backside.

5. RAINCOATS

DESCRIPTION	Length 48"; heavy gauge; black/orange; screen-printed with "Constable" on orange side and on left chest
--------------------	---

ii. HIDALGO COUNTY CONSTABLE PRECINCT No. 2

A. UNIFORM I

1. SHORT SLEEVE SHIRTS (perfection uniforms 2300, 2340 zipper front) equal or better

FABRIC	VISA System 3 [®] fabric from Milliken & Company, Style #707430, 100% Dacron [®] polyester, and texturized woven. Weight 7.25 oz. per yard. Single warp, 2 ply filling.
---------------	---

EXHIBIT "A"
HIDALGO COUNTY
"PURCHASE OF UNIFORMS AND ACCESSORIES FOR ALL COUNTY LAW ENFORCEMENT AGENCIES"
BID NO: 2009-068-07-15-SMA
SPECIFICATIONS/REQUIREMENTS, TERMS & CONDITIONS

COLOR	Silver Tan
CREASING	Pockets, pocket flaps, collar band and shoulder straps to be die creased to give uniform shape and size. To have two sewn in permanent military creases in front and three in back.
FRONT	To have a self fabric center pleat 1-1/2" wide extending from collar band to bottom of shirt. It shall have 2 rows of stitching 7/8" apart. The center pleat to be lined with 100% Polyester, 250 Denier. Right front to have an approximate 3" tumbuck extending from collar to bottom of shirt. There shall be six front and one collar button. Center placket shall be a two piece construction.
COLLAR	To be die cut. Convertible collar is to measure 3-1/4" long at points and to be topstitched 1/4" from edge. The interlinings are to be 100% polyester, 250 denier. Permanent collar stays of proper length are to be sewn inside collar so that no stitches are made through the bottom leaf. All shirts to have satin lining in neck area.
YOKE	Two piece yoke of self goods to measure approximately 2-3/4" at bottom center of band and 2-1/2" at outside edge of yoke. Yoke must have a 1/16" topstitch. Shirts with no top stitched back yoke will not be accepted.
SLEEVES	Sleeves are to be one piece, have a 7/8" hem and finish 9-1/2" to 9-3/4" long from the shoulder seam. Sleeve setting and closing shall be done with an overedge and safety stitch. The sleeve is to be bartacked at the hem
POCKETS	Two breast pockets finishing 5-3/8" wide and 5-3/4" long to have mitered corners. Both pockets shall have a 1-1/2" box pleat stitched top and bottom to prevent spreading. Left pocket to have a sewn through pencil opening 1- 3/8" wide. Velcro 5/8" wide and 5/8" long to be placed on each pocket to secure Velcro placed on each flap.
FLAPS	To be die cut, creased and scalloped, finishing 5-3/4" in width, 2-3/4" in length at the center and 2-1/2" at each side. Flaps to be placed 1/4" above the top of each pocket and have one centered buttonhole with button. The left flap to have a pencil opening 1-3/8" wide and secured with bartacks on each side of the opening. Velcro 3/4" square to be placed on edges of each flap. Flaps to be lined with crease 'n' tack interlining.
BADGE TAB	Inside sling type of self goods approximately 1" wide to extend from joining seam to pocket of left front. To have two small, uncut buttonholes 1-1/4" apart with the lower buttonhole approximately 1" above the flap. Sling shall be turned and stitched and sewn down on the bottom.
SHOULDER STRAPS	To be sewn into sleeve head seam and measure approximately 2-1/4" tapering to 1-1/2" with end pointed. Straps to be end approximately 1/2" from the collar seam. They shall be box stitched to shoulders with a row of cross stitching 2" from sleeve head and diagonally sewn from each end of the seam to the sleeve. Shoulder straps are to be die cut, creased and lined with crease 'n' tack.
SHIRT SIZES	All shirts must be available in exact neck sizes. Alpha sizes will not be acceptable. In neck sizes 16 through 18 1/2 "Talls" must also be available as an "in-stock" item.
EMBLEMS/PATCHES	Emblems are to be sewn on both shoulders with 4 1/2" emblem 80% embroidery with plastic backing. Emblems are to be included in the price of the shirt.
BUTTONS	To be a melamine button dyed to match the fabric color, 20 ligne.
METAL BUTTON FEATURE*	Dark Navy and Navy shirts are made to accept metal buttons on the shoulder straps, fronts, pocket flaps and cuffs. The right front on these shirts is to have an approximate 1-1/2" tumbuck. Six front buttons to be 22 ligne.
PACKING	Shirts to be polybagged individually.
ZIPPER CLOSURE	All shirts must have a front closure with a 14" nylon separating zipper.
WARRANTY	One year against workmanship or fabric defects.

2. LONG SLEEVE SHIRTS) (perfection uniforms 2000, 2040 zipper front) equal or better

FABRIC	VISA® System 3 fabric from Milliken and Company, Style #707430, 100% Dacron® polyester, and texturized woven. Weight 7.25 oz. per yard. Single warp, 2 ply filling.
COLOR	Silver Tan
CREASING	Pockets, pocket flaps, collar band and shoulder straps to be die creased to give uniform shape and size. To have two sewn in permanent military creases in front and three in back.
FRONT	To have a self fabric center pleat 1-1/2" wide extending from collar band to bottom of shirt. It shall have 2 rows of stitching 7/8" apart. The center pleat to be lined with 100% Polyester, 250 Denier. A self-lined button stand 7/8" wide shall be placed on the right side and extend from collar band to bottom of shirt. There shall be six front and one collar button. Center placket shall be a two piece construction.
COLLAR	To be die cut. The back of the stand is to measure 1-1/2". The points are to be 3-1/4" in length and top stitched 1/4" from edge. The interlinings are to be 100% polyester, 250 denier. Collar band to be lined with crease 'n' tack interlining. Permanent collar stays of proper length are to be sewn inside collar so that no stitches are made through the bottom leaf. The stand shall fasten with one button. All shirts to have satin lining in neck area.
YOKE	Two piece yoke of self goods to measure approximately 2-3/4" at bottom center of band and 2-1/2" at outside edge of yoke. 1/16" topstitch. Shirts with no top stitched back yoke will not be acceptable.
SLEEVES	Each sleeve shall have one piece pointed placket 1-1-1/4" wide both top and bottom, with one button placed on the placket approximately 2-1/4" above the top of the cuff. Sleeve setting and closing shall be done with an overedge and safety stitch. Cuffs to close with 2 buttons and buttonholes, be 2-7/8" wide and have 1/4" topstitching on the edge. They shall be lined with woven, unbleached 100% Cotton interlining.
POCKETS	Two breast pockets finishing 5-3/8" wide and 5-3/4" long to have mitered corners. Both pockets shall have a 1-1/2" box pleat stitched top and bottom to prevent spreading. Left pocket to have a sewn through pencil opening 1- 3/8" wide. Velcro 5/8" wide and 5/8" long to be placed on each pocket to secure Velcro placed on each flap.
FLAPS	To be die cut, creased and scalloped, finishing 5-3/4" in width, 2-3/4" in length at the center and 2-1/2" at each side. Flaps to be placed 1/4" above the top of each pocket and have one centered buttonhole with button. The left flap to have a pencil opening 1-3/8" wide and secured with bartacks on each side of the opening. Velcro 3/4" square to be placed on the edge of each flap. Flaps to be lined with crease 'n' tack interlining.
BADGE TAB	Inside sling type of self-goods approximately 1" wide to extend from joining seam to pocket of left front. To have two small, uncut buttonholes 1-1/4" apart with the lower buttonhole approximately 1" above the flap. Sling shall be turned and stitched and sewn down in the bottom.
SHOULDER STRAPS	To be sewn into sleeve head seam and measure approximately 2-1/4" tapering to 1-1/2" with end pointed. Straps to be set approximately 1"

EXHIBIT "A"
HIDALGO COUNTY
"PURCHASE OF UNIFORMS AND ACCESSORIES FOR ALL COUNTY LAW ENFORCEMENT AGENCIES"
BID NO: 2009-068-07-15-SMA
SPECIFICATIONS/REQUIREMENTS, TERMS & CONDITIONS

	from the collar seam. They shall be box stitched to shoulders with a row of cross stitching 2" from sleeve head and diagonally sewn from each end of the seam to the sleeve. Shoulder straps are to be die cut, creased and lined with crease 'n' tack.
SHIRT SIZES	Shirts shall be available as a stock item sized with exact neck size and exact sleeve length. Any combination neck size or sleeve lengths are not acceptable.
BUTTONS	To be a melamine button dyed to match the fabric color. 20 ligne.
METAL BUTTON FEATURE*	Navy shirts are made to accept metal buttons on the shoulder straps, fronts, pocket flaps and cuffs. The right front on these shirts is to have an approximate 1-1/2" tumbuck. Six front buttons to be 22 ligne.
PACKING	Shirts to be polybagged individually.
EMBLEMS/PATCHES	Emblems are to be sewn on both shoulders with 4 1/2" emblem 80% embroidery with plastic backing. Emblems are to be included in the price of the shirt.
ZIPPER CLOSURE	All shirts must have a front closure with a 14" nylon separating zipper.
WARRANTY	One year against workmanship or fabric defects.

3. TROUSERS (perfection style 2600st) equal or better

FABRIC	VISA® System 3 fabric from Milliken & Company, style 707470, 100% Dacron® polyester. Two ply warp and filling, 10.5 - 11 oz. per linear yard, 2 x 1 gabardines weave.
DESIGN	Shall be made on a uniform pattern, having a plain front with quarter top pockets and two back pockets.
COLOR	Silver Tan
POCKETS	The front pocket opening will be a minimum 6-1/2" and be 6" deep from the bottom of the opening. They shall be stitched, turned, and restitched. The inside front pocket facing shall be a separate piece of self material finishing no less than 1-1/4" wide. The back pockets will have a minimum opening of 5-1/2" and be 6" deep. Sizes 29 and smaller will have a 5" opening. They shall be made with a Reese PW automatic machine and finished on the outside with an exposed top and bottom cord. The left pocket shall have a tab to button. The front pockets shall each have a straight bartack and each back pocket shall be bartacked with a triangular bartack. All front pockets shall be reinforced with a double layer of pocketing material
POCKETING	All pocketing shall be black, 75% polyester/25% cotton with a minimum thread count of 90 x 56. The weight shall be 3.0 yds/lb.
WAISTBAND	The waistband shall be 2" wide and shall be closed with a crush-proof hook and eye. The waistband curtain, attached with a rocap machine, shall have Snugtex and have Perfection fit stretch on the bottom. Ban-Rol waistband stiffener, 3/4" in width, shall be sewn into the waistband on the front of the trouser from side seam to side seam. The full length of the waistband is fused with Pellon. The trousers are to be made with a continuous closed waistband. The waistband shall be set on and shall be stitched below the lower edge through the outer fabric and the waistband curtain.
INSIDE TRIM	The right fly and crotch linings shall be the same fabric and color as the waistband curtain. The right fly lining shall be sewn to the left fly below the zipper. The crotch lining shall be serged to each front. A one piece French fly made of the outer fabric shall be sewn to the inside right fly. A separate sewn on French fly will not be acceptable.
BELT LOOPS	There shall be a minimum of five (5) belt loops on waist sizes 30 and down, seven (7) belt loops on waist sizes 31 - 48, and a minimum of nine (9) on sizes 50 and larger. Each loop is to be 3/4" wide, of double thickness, and stitched on the face side with a two needle machine. Except for the center back loop which shall be tacked on, all loops shall be sewn into the bottom of the waistband and into the rocap. They shall accommodate a 1-5/8" belt.
ZIPPER	The trousers shall be closed with a YKK brass zipper which has a brass bottom stop at the base of the zipper chain and a brass ratcheting cam lock slider. The inside left fly will be reinforced with Pellon under the zipper stitching. A straight bartack shall be sewn through from the outside of the garment to the inside at the bottom of the fly. It shall be sewn through the zipper tape, the right and left fly and the right fly lining. The right and left fly shall be joined by an additional bartack located below the bottom zipper stop on the inside of the trouser.
SEAMING	The entire trouser is to be seamed with polyester core thread. The seat seam shall be stitched with a tandem needle seat seaming machine. All exposed inside seams of the trouser are to be serged.
SIZE TAG	Trousers shall be labeled with the following information: lot number, size, fiber content, and care instructions.
FINISHING AND PRESSING	All loose threads shall be removed. Trousers must be pressed completely and properly with the side seam, inseam, and seat seam pressed open. There must be a Texpak clip attached to the top fly of the finished trousers.
WARRANTY	One year against workmanship or fabric defects.

B. UNIFORM -II

1. SHORT SLEEVE SHIRTS (8713X) Blauer Street Gear (equal or better)

SHELL FABRIC	6.5 oz. per square yard 2 X 1 twill weave in a 65% polyester / 35% cotton fiber blend with 3XDY® comfort finish and 10-12% filling stretch that is pre-cured for wrinkle resistance. Machine washable and dry cleanable cotton blend provides user comfort, uniform appearance, durability, and easy care.
COLOR	(45) Silver Tan
TRIM	Interfacing: Small Parts: 100% polyester Front Placket: 50% Polyester 50% Cotton Hook and loop: Woven Nylon base Buttons: melamine, 20 ligne, matching shell fabric

EXHIBIT "A"
HIDALGO COUNTY
"PURCHASE OF UNIFORMS AND ACCESSORIES FOR ALL COUNTY LAW ENFORCEMENT AGENCIES"
BID NO: 2009-068-07-15-SMA
SPECIFICATIONS/REQUIREMENTS, TERMS & CONDITIONS

DESIGN & CONSTRUCTION	Short sleeve uniform shirt 5 crease military style with permanent sewn in creases Top fused convertible sport collar Mitered, pleated pockets with scalloped flaps, pencil opening in left pocket, hook and loop closure Epaulets Badge eyelets with internal support strap Extra long shirt tails	
CUSTOMIZATION	Emblems Name Tab Zipper Front Metal Buttons on epaulets and pocket flaps	
STANDARD SIZE RANGE	1. Men's: Regular Length: S-3XL 2. Women's: Regular Length: XS-2XL	
EMBLEMS/PATCHES	Emblems are to be sewn on both shoulders with 4 1/2" emblem 80% embroidery with plastic backing. Emblems are to be included in the price of the shirt.	
MEASUREMENTS	Men's: Regular Length: L:	Women's: Regular Length: M
	Neck: 17.25 (plus or minus 0.5 inches) ½ Chest: 25.25 (plus or minus 0.75 inches) Back Length: 32.5 (plus or minus 0.5 inches)	Neck: 15.5 (plus or minus 0.5 inches) 1/2 Chest: 22 (plus or minus 0.75 inches) Back Length: 28.5 (plus or minus 0.5 inches)

2. TROUSERS (perfection style 1725fg) equal or better

FABRIC	Style: Perfection MatrixSeries™ Engineered Stretch Twill with Perfection X-Factor™ Technologies, featuring SwiftGaley Indestructible 5454/158 with H2 Tech Dual Action (Hydrophilic/Hydrophobic), Flex, and UltraDye Enhancements. Fiber Content: 65% polyester/35% combed cotton, Weave: 2 x 1 Twill with Engineered Stretch, Weight: 7.5oz./square yard, Construction: 90 warp x 50 filling, Tensile Strength: 160 x 90 lbs., Finishes: Pre-cured, Wrinkle Resistant, & H2 Tech treatments to provide superior color retention, internal hydrophilic wick ability & breathability, and external hydrophobic resistance to water based liquids (Other surface treatments are unacceptable.)UV/ Sun Protection – UPF 40+ rating (Highest apparel rating)
POCKETING & LINING	Style: QST Starspun III, Fiber Content: 70% polyester/30% cotton, Weave: Plain, Weight: 3.5 oz./square yard, Construction: 82 warp x 50 filling, Tensile Strength: 119 x 98 lbs., Color: Black
DESIGN	Shall feature the Perfection EGC System™ Design for enhanced comfort and mobility. Uniform trouser with a plain front with two quarter top pockets. Cell phone pocket. Topstitched back pockets with triangle bartacks, left pocket has tab to button. Zipper fly fronts with French fly. 1-piece EGC diamond gusset crotch for enhanced comfort, mobility, & wear life. Two inch wide EGC Perfection Fit expandable waistband, with set in belt loops. Straight leg bottoms. CREASET® Super Silicone Creases. The trousers shall be made from a men's relaxed fit uniform trouser pattern
COLOR	Forest Green utilizing H2 UltraDye Technology for Enhanced Color Depth and color retention (other dye processes are unacceptable)
POCKETS	The front pockets are quarter top style, with a minimum 6 1/2" opening and a 6" depth, measured from the bottom of the opening. The front pocket bags are double tipped and shall be stitched, turned, and re-stitched. The inside front pocket facing shall be a separate piece of self material finishing no less than 1 1/2" wide. A cell phone pocket inside the left front pocket is accessed by a 7" invisible zipper. The back pockets have 5 1/2" openings and are 6" deep. They shall be made with a Reese PW automatic machine and topstitched on the outside with an exposed top and bottom welt inside facing. The left pocket shall have a tab to button. The front pockets shall have straight bartacks at the ends of the openings. The back pockets shall have triangle bartacks at the ends of the openings.
WAISTBAND	The trousers are made with a 2" wide Perfection EGC System™ expandable waistband for exact fit, with enhanced comfort and mobility. The waistband on the front panel has an extension that joins to the inside of the back waistband with heavy-duty hidden elastic. This construction enables the waistband to automatically expand & contract 2 to 4 inches, as necessary. The waistband is stabilized with fusible nonwoven interlining. The waistband shall close with two crush proof hooks and eyes, which are reinforced with canvas stays. There shall be a bartack behind each eye. The Perfection Breathable EGC Stretch Waistband Curtain finishes 2 5/8" wide. The upper portion is made of 1 1/8" wide bias cut pocketing fabric with 1/16" topstitching and 3/4" wide stretch Ban-Rol® canvas. The lower portion is 1 1/2" wide and is made of woven elastic with 3-strand Mini Snugtex® to insure shirt tail "tuck". The waistband curtain shall be set on with a rocap machine and be closed by stitching below the waistband through the outer fabric and the waistband curtain.
BELT LOOPS	There shall be seven belt loops on sizes 38 and smaller, and 8 belt loops on sizes 40 and larger. Each loop is to be 3/4" wide, of double thickness, have canvas interlining and be stitched with a 1/4" gauge twin needle. All loops (except for the center back loop) shall be stitched into the waistband curtain seam and the bottom of the waistband. The top of the center back loop shall be tacked to the outside of the waistband, folded over the tacking, with the bottom of the loop tacked to the trousers. They shall accommodate a 1 3/4" wide belt.
CREASING	The front and rear creases in the trouser legs incorporate a permanent modified "Super Silicone" crease produced by the CREASET® System, that is specially formulated for fabrics with high technology treatments.
STITCHING	The entire trouser is to be stitched with matching polyester core or 100% polyester spun thread. The thread shall be colorfast and match the fabric. All visible stitching must be 10-11 stitches per inch. All exposed inside seams are to be serged. The seat seam must be stitched with a tandem needle machine. There is a minimum 2 3/4" seat outlet for alterations.
FLY	The trousers shall close with a YKK brass memory lock zipper which has a brass bottom stop at the base of the zipper chain and a brass ratcheting cam lock slider. Both flies have fusible nonwoven interlining. The right fly has a French fly extension and is lined with pocketing fabric, which extends from the top of the waistband to the inseam. A matching button is stitched to the left waistband curtain to fasten the French fly. A straight bartack shall be stitched at the bottom of the fly from the outside of the garment, through the zipper tape, the right and left fly and the right fly lining. The right and left fly shall be joined by an additional bartack located below

EXHIBIT "A"
HIDALGO COUNTY
"PURCHASE OF UNIFORMS AND ACCESSORIES FOR ALL COUNTY LAW ENFORCEMENT AGENCIES"
BID NO: 2009-068-07-15-SMA
SPECIFICATIONS/REQUIREMENTS, TERMS & CONDITIONS

	the bottom zipper stop on the inside of the trousers. The zipper and fly topstitching extend to the top of the waistband.
INSIDE TRIM	The right fly lining extension is stitched to the front seat seam allowances and extends to the inseam.
DIAMOND GUSSET	Perfection EGC System™ incorporates a one piece Diamond Gusseted Crotch construction for enhanced comfort, mobility and wear life. All raw edges must be serged prior to setting the gusset. After the gusset is set, it is topstitched, 1/16" from the edges. Safety stitch construction is unacceptable.
SIZE	The trousers shall be unhemmed and be available in a regular rise length in waist sizes 28 through 60. Odd waist sizes are available through size 37.
FINISHING AND PRESSING	All loose threads shall be removed. Trousers must be pressed on Hothead presses and properly shaped, with the inseams, outseams, and seat seam pressed open. There must be a Texpak clip attached to the waistband of the finished trousers.
LABELING	Trousers shall be labeled Perfection MatrixSeries™, with the following information: manufacturer, style number, size, fiber content, care instructions, RN number and country of origin.

C. UNIFORM-III

1. POLO-SHORT SLEEVE SHIRTS-5.11 Tactical S (71048) (equal or better)

DESCRIPTION	<ul style="list-style-type: none"> • 100 % Treated 6.4 oz. Interlocked cotton fabric to prevent fading, wrinkling and shrinking • Moisture wicking finish • Tough melamine buttons • No roll Collar with flexible collar strays • Mic-loop pockets located at each shoulder and placed at the bottom of the placket at the sternum level • Reinforced dual pen pockets • Polo shirts with name & title embroidered on right breast and badge embroidered on left breast
COLOR	TAN OR BLACK
SIZE	Sm - XXL and Larger

2. TACTICAL PANTS (5.11 Tactical 74251) (equal or better)

FABRIC	100 % Cotton Tactical Canvas, 8.5 oz., 73x40/10x10, Pant weight
POCKETING	80% Polyester 20% Cotton T/C, tightly woven poplin
SIZE	Pants must be available in Regular, Short, Long and X-Large Long, from stock
COLOR	Khaki 055 or Walnut 105
FEATURES & BENEFITS	Self adjusting action waist with elastic sides; 7 belt loops and a DORing; Deep front pockets; cargo pockets with flaps; phone pocket on right front, Large open-top back pockets, and a tool strap on right back. The pants have double knees of self fabric, removable 6mm Neoprene knee pad inserts; and a double seat of self fabric. Bottom hems have openings for draw cords.
POCKETS	<ul style="list-style-type: none"> • Front pocket openings have self fabric facings and extra reinforcements on knife clippings area. Pocket openings are firmly bar tacked on both ends. Pocket bags are made of durable Poly/Cotton blend and they are extra deep. Pocket bags are finished clean inside the pant and double stitched for heavy duty. • Cargo pockets have large flaps and Velcro closure. • Knife pocket? Is lined with extra durable Cordura Nylon. The pocket has gussets on sides and a large flap with Velcro closure; it accommodates a phone. • Back Pockets are formed of self fabric. They are extra large with large open top. The top has Velcro closure. Opening has extra reinforcement on the side seam side; both ends are firmly cross-bar tacked.
SEAMS & STITCHING	<ul style="list-style-type: none"> • Seams are durable with 10 stitches per inch and extra heavy 5-thread construction. • Top stitching are non-raveling lock stitching. Side seams, seat seam and front rise have two-needle top stitching. Crotch point is bar tacked. Fly outline, had pocket openings, all pocket flaps, knee patches and seat patch have double needle top stitching. Cargo pockets are attached with double needle top stitching. Belt loops are bar tacked on all corners. Cargo pocket openings are bar tacked and flaps are cross bar tacked. Back pocket openings are cross bar tacked. All Velcro pieces are attached with box stitching
LABELS	The woven logo label, care label, size label, country of origin label and fiber content are permanently attached to the pants.
CLOSURES	Closures are high quality, proven brand name products. Fly zipper is metallic YKK zipper with auto lock slider. Waist snap is metallic PRYM snaps with extra strong grip. Inside fly button is cross tacked.

3. JACKETS

FABRIC	Outershell: Travis Mills #7450 100% Nylon Supplex (equal or better) Removable Lining: 104x86 Thread Count, 70 Denier Nylon Taffeta or equal Color: Navy Thinsulate by 3M quilted 200-gram body with 100-gram sleeve or equal. 100 % Nylon taffeta, thread counts 104x86 or equal
DESIGN	The jacket shall be a full cut, waist length model with two-way zipper front, Thinsulate zip-in/zip-out liner, shirred waistband, and zippered side vents. Coat construction shall be used throughout the body and sleeves being fully lined
BODY DETAIL	The front shall be plain with patch pockets, flaps and badge tab. The inside facings shall be made of outer fabric and are to be sewn on top of the nylon lining which extends to the front edge of the jacket. There shall be a one piece back designed with the Articulated Gusset for full freedom of movement. There is to be a separate 2- 1/2" shirred waistband with 2- 1/2" heavy duty elastic. The entire

EXHIBIT "A"
HIDALGO COUNTY
"PURCHASE OF UNIFORMS AND ACCESSORIES FOR ALL COUNTY LAW ENFORCEMENT AGENCIES"
BID NO: 2009-068-07-15-SMA
SPECIFICATIONS/REQUIREMENTS, TERMS & CONDITIONS

	waistband is to be Shirred with the exception of an area 5 3/4" on either side of the front opening. There shall be side zipper entry on both side seams, approximately 11" in length and secured by a nylon zipper and elasticized snap closure. The shoulders shall have pads. A self goods reinforcement strip, approximately 3", shall be sewn on the inside of the jacket joined at the top of the waistband and extending from side to side.
INSIDE DETAIL	On the left side of the coat, there shall be a gun pocket installed on the permanent lining to accept a small frame handgun. The gun pocket shall have a minimum opening of 4 1/2" and be a minimum of 6" deep. The gun pocket shall be furnished with a strap and snap closure. Bartacks shall reinforce the opening. There shall be two cut-in pockets on the left and right sides measuring approximately 5 1/2" wide and 6" deep. There shall be a strap and snap on the lining of each sleeve end for attaching the zip in liner. The bottom of the coat on the inside shall have a 4" piece of outer shell material between the waistband and the inner taffeta lining to guard against wear from the inside.
SLEEVES	The sleeves shall be one piece set in with a single needle machine. The bottom of the sleeve shall have Velcro and elastic for adjustable fit. The cuff itself should measure 1 7/8" in width.
POCKETS	There shall be two patch pockets with 1 1/2" box pleats, finishing approximately 6 1/2" wide and 7 3/8" deep. Flaps shall be scalloped and self lined, measuring 6 3/4" wide and 3 3/8" long at center and 3" long at each end. They shall close with Velcro on the side points and with a centered buttonhole. The pockets shall be lined with pocketing material with an opening of approximately 5 1/2" on the side. The left patch pocket is to have a 1 1/2" pencil opening at the top of the flap. Both the pockets and the flaps are to be bartacked. Flaps are too interlined
COLLAR	The standup collar shall be made using self material and shall be interlined with Pellon. There shall be an option of a detachable hood and for collar using Orlon pile. This collar and hood are to be attached to the permanent collar with buttons.
EPAULETS	The epaulets shall be made of self goods. They shall be sewn into the sleeve head seam, "X" stitched and tacked to the jacket at the neck.
SIZES	Jackets must be available small through XXL and larger
BADGE TAB	The badge tab shall be made of the outer fabric lined with pocketing fabric, and shall measure 2" tall by 1" wide. The first eyelets is 1/2" down from the top finished edge and the second is 1/2" up from the bottom finished edge. The eyelets are spaced 1" apart from center to center. The badge tab shall be centered 2 1/2" above the left flap pocket.
ZIPPER	There shall be an YKK #5, two-way molded nylon zipper in the front and an 11" nylon zipper on each side vent.
BUTTONS & SNAPS	The pocket flaps and epaulets shall be secured with 24 ligne metal buttons. The front fly and size zipper tabs shall be secured by high impact, non-reflective, non-glare, scratch resistant snaps.
THREAD	All sewing is to be done with polyester core thread or 100% spun polyester thread.
SIZE TAG & CARE INSTRUCTIONS	Each jacket shall have a sewn-in woven size label. There shall also be a printed label with care instructions. Each coat shall be marked with lot number, size fiber content and WPL number.
WARRANTY	Garments shall have a one year warranty against workmanship against workmanship or fabric defects.
EMBLEMS/PATCHES	Emblems are to be sewn on both shoulders with a 4 1/2" emblem 80% embroidery with plastic backing. Emblem are to be included in the price of the jacket

III. HIDALGO COUNTY CONSTABLE PRECINCT No. 3

1. SHORT SLEEVE SHIRTS (perfection-style 2340dn) equal or better

FABRIC	Milliken 707430 Poplin, Polyester 100%, Weight 7.25 per yard (liner), 80 warps and 49 filling, Permanent Press with soil release finish.
CREASING	Pockets, pocket flaps, collar band and shoulder straps to be stitched-creased to give uniform shape and size. The two (2) military creases in front and three (3) in back of each shirt must incorporate a permanent, modified, silicone crease produced by the "Lintrak System" (equal or better).
FRONT	Left front to have a self-fabric center pleat 1 1/2" wide extending from collar band to bottom of shirt. It shall have two (2) rows of stitching 1" apart. The center pleat to be lined with 100 % Polyester. Right front to have an approximate 3" turn back extending from collar to bottom of shirt. The right front shall have seven (7) buttons.
COLLAR	To be die cut. Convertible collar is to measure approximately 3 1/4" long at point and to be topstitched 3/16" from edge. The interlinings are to be Dacron Polyester, 250 Denier. Permanent collar stays of proper length are to be sewn inside collar so that no stitches are made through the bottom leaf.
YOKE	Two-ply yoke lined on the inside with Polyester satin. Yoke shall measure approximately 3" at bottom center of band and 3 1/4" at outside edge of yoke. 1/16" topstitch.
SLEEVES	Sleeves are to be one (1) piece, have a 1" hem and finish 10" long from the shoulder seam. Sleeve setting and closing shall be done with an overedge and safety stitch. The sleeve is to be bar tacked at the hem.
POCKETS	Two (2) breast pockets finishing 5 1/2" wide and 6" long to have mitered corners. Both pockets shall have a 1 1/2" box pleat stitched top and bottom to prevent spreading. Left pocket to have a sewn through pencil opening 1 1/2" wide. Velcro 3/4" wide and 3/4" long to be placed on each pocket to secure Velcro placed on each flap.
FLAPS	To be die cut, creased and scalloped, finishing 5 3/4" in width, 2 1/2" in length at the center of 2 1/8" at each side. Flaps to be placed 1/4" above the top of each pocket and have one (1) centered buttonhole with button. The left flap to have a pencil opening 1 3/8" in width. Velcro 3/8" wide and 1" long to be placed on edges of each flap to secure Velcro placed on pockets. Flaps to be lined with crease'n'tack interlining.
PATCHES	Two (2) patches per shirt both the same. Uniform vendor will provide patches on shirt- on both shoulder 1/2" from upper seam.
BADGE TAB	Inside sling type of self-goods approximately 1" wide to extend from joining seam to pocket of left front. To have two (2) small, uncut buttonholes one inch (1") apart with the lower buttonhole approximately 1 1/2" above the flap.
SHOULDER STRAPS	To be sewn into sleevehead seam and measure approximately 2 1/8" lapping to 5.8" with end pointed. Straps to be set approximately half inch (1/2") from the collar seam. They shall be box stitched to shoulders with a row of cross-stitching two inches (2") from sleeve

EXHIBIT "A"
HIDALGO COUNTY
"PURCHASE OF UNIFORMS AND ACCESSORIES FOR ALL COUNTY LAW ENFORCEMENT AGENCIES"
BID NO: 2009-068-07-15-SMA
SPECIFICATIONS/REQUIREMENTS, TERMS & CONDITIONS

	head and diagonally sewn from each end of the seam to the sleeve. Shoulder straps are to be die cut, creased and lined with crease'n'tack.
BUTTONS	To be a melamine button dyed to match the fabric color, 20 ligne. Removable button features to accommodate metal buttons
ZIPPER	Must include front metal zipper for shirt enclosure from top to bottom with equivalent color to shirt.
METAL BUTTON FEATURE	Dark brown equivalent to Perfection 2340DN shirts are made to accept metal buttons on the shoulder straps, front, and pocket flaps. Four (4) Silver/Gold front buttons to be 20 ligne. Two (2) Silver/Gold buttons for epaulets. Two (2) Silver/Gold buttons for pocket flaps. Some shirts require Silver, and others require Gold buttons.
STITCHING	The entire shirt is to be stitched with 100% polyester core 100% polyester wrap thread. All visible stitching must be 10-12 stitches per inch. Sleeve setting and side closing shall be done with an over edge and safety stitch. The outer edges of the collar are topstitched 3/16". The center front pleat has 2 rows of stitching 1" apart. The shoulder straps and pocket flaps are topstitched 1/16" from the edges. There is a second row of topstitching 1/4" from the flap setting stitches. The lower edge of the yoke is topstitched 1/16".
EPAULETS	Must be set on the shoulders and sewn into the shoulder and sleeve seam. The epaulets shall be sewn to the jacket using a box-cross stitched and shall have a buttonholed. Epaulets will be pink tan with red piping.
COLOR	(659AP) Brown (equal or better)
CONSTRUCTION	The collar is made by the conventional construction. The top ply, bottom ply and interlining are first stitched together, then turned right side out and finally topstitched. Shoulder straps and pocket flaps are creased.
WARRANTY	One (1) year against workmanship or fabric defects
SIZES	All Shirts must be available in even and half size neck sizes. "Talls" shall be available as "in-stock" item.
TAG & CARE INSTRUCTIONS	Each garment will be identified by permanent size, lot number, cut number, fiber content, WPL and care instruction labeling.
LABELING	The shirt shall be labeled with the following information: style number, size, fiber content, care instructions, RN number and country of origin.

2. LONG SLEEVE SHIRTS (Perfection-Style 3000BN) equal or better

FABRIC	Delta Mills, Style #9270 or equal, 100% Polyester, 2x2 Ply Constructions. Weight 9.5 to 10 oz. per yard. Tropical Weave.
CREASING	Pockets, pocket flaps, collar band and shoulder straps to be stitched-creased to give uniform shape and size. To have two sewn in permanent military creases in front and three in back.
FRONT	To have a self-fabric center pleat 1-1/2" wide extending from collar band to bottom of shirt. It shall have 2 rows of stitching 1" apart. The center pleat to be lined with Dacon Polyester, 250 Dener. A self-lined button stand 7/8" wide shall be placed on the right side and extend from collar band to bottom of shirt. There shall be six front and one collar button. Center placket shall be a two-piece construction.
COLLAR	To be die cut. The back of the stand is to measure 1- 1/2". The points are to be 3-1/4" in length and top stitched 1/4" from edge. The interlinings are to be 100% polyester. 250 denier. Collar band to be lined with crease 'n' tack interlining. Permanent collar stays of proper length are to be sewn inside collar so that no stitches are made through the bottom leaf. The stand shall fasten with one button. All shirts to have satin lining.
YOKE	Two piece yoke of self-goods to measure approximately 3" at bottom center of band and 3 1/4" at outside edge of yoke. 1/16" topstitch. Shirts with no top stitched back yoke will not be acceptable.
SLEEVES	Each sleeve shall have one piece pointed placket 1-1-1/4" wide both top and bottom, with one button placed on the placket approximately 2-1/4" above the top of the cuff. Sleeve setting and closing shall be done with an overedge and safety stitch. Cuffs to close with 2 buttons and buttonholes, be 2-1/8" wide and have 1/4" topstitching on the edge. They shall be lined with woven, unbleached 100% Cotton interlining.
POCKETS	Two (2) breast pockets finishing 5 1/2 " wide and 6" long to have mitered corners. Both pockets shall have a 1 1/2" box pleat stitched top and bottom to prevent spreading. Left pocket to have a sewn through pencil opening 1 1/2" wide. Velcro 3/4" wide and 3/4" long to be placed on each pocket to secure Velcro placed on each flap.
FLAPS	To be die cut, creased and scalloped, finishing 5 3/4 "in width, 2 3/4 " in length at the center of 2 1/2 " at each side. Flaps to be placed 1/4" above the top of each pocket and have one (1) centered buttonhole with button. The left flap to have a pencil opening 1 3/8" wide and 1 secure with bartacks on each side of the openings. Velcro 3/4 "square to be placed on the edge of each flap. Flaps to be lined with crease'n'tack interlining.
PATCHES/EMBLEMS	Two (2) patches per shirt both the same. Uniform vendor will provide patches on shirt- on both shoulder 1/2" from upper seam.
BADGE TAB	Inside sling type of self-goods approximately 1" wide to extend from joining seam to pocket of left front. To have two (2) small, uncut buttonholes one inch (1") apart with the lower buttonhole approximately 1 1/2" above the flap. Sling shall be turned and stitched and sewn down in the bottom.
SHOULDER STRAPS	To be sewn into sleevehead seam and measure approximately 2 1/8" tapering to 5/8" with end pointed. Straps to be set approximately half inch (1/2") from the collar seam. They shall be box stitched to shoulders with a row of cross-stitching two inches (2") from sleeve head and diagonally sewn from each end of the seam to the sleeve. Shoulder straps are to be die cut, creased and lined with crease'n'tack
BUTTONS	To be a melamine button dyed to match the fabric color, 20 ligne.
ZIPPER	Must include front metal zipper for shirt enclosure from top to bottom with equivalent color to shirt
METAL BUTTON FEATURE	Brown Shirts are made to accept metal buttons on the shoulder straps, fronts, pocket flaps and cuffs. Four (4) Silver/Gold front buttons to be 20 ligne. Two (2) Silver/Gold buttons for epaulets. Two (2) Silver/Gold buttons for pocket flaps. Some shirts require Silver, and others require Gold buttons
STITCHING	The entire shirt is to be stitched with 100% polyester core 100% polyester wrap thread. All visible stitching must be 10-12 stitches per inch. Sleeve setting and side closing shall be done with an over edge and safety stitch. The outer edges of the collar are topstitched 3/16". The center front pleat has 2 rows of stitching 1" apart. The shoulder straps and pocket flaps are topstitched 1/16" from the edges. There is a second row of topstitching 1/4" from the flap setting stitches. The lower edge of the yoke is topstitched 1/16".
EPAULETS	Must be set on the shoulders and sewn into the shoulder and sleeve seam. The epaulets shall be sewn to the jacket using a box-cross stitched and shall have a buttonholed. Epaulets will be pink-tan with red piping.

EXHIBIT "A"
HIDALGO COUNTY
"PURCHASE OF UNIFORMS AND ACCESSORIES FOR ALL COUNTY LAW ENFORCEMENT AGENCIES"
BID NO: 2009-068-07-15-SMA
SPECIFICATIONS/REQUIREMENTS, TERMS & CONDITIONS

COLOR	(659AP) Brown (equal or better)
CONSTRUCTION	The collar is made by the conventional construction. The top ply, bottom ply and interlining are first stitched together, then turned right side out and finally topstitched. Shoulder straps and pocket flaps are creased.
WARRANTY	One (1) year against workmanship or fabric defects.
SIZES	Shirts shall be available as a stock item sized with the exact neck size and exact sleeve length. Any combination neck size or sleeve lengths are not acceptable.
TAG & CARE INSTRUCTIONS	Each garment will be identified by permanent size, lot number, cut number, fiber content, WPL and care instruction labeling.
LABELING	The shirt shall be labeled with the following information: style number, size, fiber content, care instructions, RN number and country of origin.

3. REPLACEMENT BUTTONS FOR SHIRTS

The Star of Texas with Texas spelled out on the button, one button finish will be silver and the other button finish will be gold, with toggles/washers.

4. POLYESTER TWILL TROUSERS – (Style -X13506NS) equal or better

FABRIC	Milliken 707428, Color: taupe/pick-tan 7496, 100% polyester, Weight: 15.75 oz./linear yard, Weave: 2 x 2 Right Hand Twill, Construction: 92 warp x 62 filling, Tensile Strength: 293 x 201 lbs., Finish: Visa® System III
POCKETING & LINING	All pocketing must be in black, 70% polyester/30% cotton, weave plain, 82 warp x 50 filling, 119 x 98 lbs. The weight must be 3.5 oz./square yard
CREASING	The front and rear creases in the trouser legs incorporate a permanent modified silicone crease produced by the Lintrak® System.
DESIGN	The trousers shall be made from a manufactured from a men's up-to-date uniform trouser pattern. The trouser styling shall incorporate a plain front with two quarter top pockets. Trouser is straight leg bottoms. Topstitched back pockets with triangle bartacks, left pocket has tab to button, zipper fly front with French fly. Inside belly band. Crotch lining. 1 1/2 inch waistband with dropped belt loops.
POCKETS	The front pockets are quarter top style, with a minimum 6 1/2" opening and a 6" depth, measured from the bottom of the opening. The front pocket bags are double tipped and shall be stitched, turned, and re-stitched. The inside front pocket facing shall be a separate piece of self material finishing no less than 1 1/2" wide. The back pockets have 5 1/2" openings and are 6" deep. They shall be made with a Reese PW automatic machine and topstitched on the outside with an exposed top and bottom welt inside facing. The left pocket shall have a tab to button. The front pockets shall have straight bartacks at the ends of the openings. The back pockets shall have triangle bartacks at the ends of the openings.
WAISTBAND	The trousers are made with a continuous closed 1 1/2" wide waistband. The full length of the waistband is stabilized with fusible nonwoven interlining. The waistband shall close with a crush proof hook and eye, which are reinforced with canvas stays. There shall be a bartack behind the eye. The 3-strand Snugtex® waistband curtain finishes 2 1/4" wide. 3/4" Ultra BanRol® waistband stiffener is used in the full length of the waistband. The waistband curtain shall be set on with a rocap machine and be closed by stitching below the waistband through the outer fabric and the waistband curtain
BELT LOOPS	There shall be seven (7) belt loops on sizes 38 and smaller, and 8 belt loops on sizes 40 and larger. Each loop is to be 3/4" wide, of double thickness, have canvas interlining and be stitched with a 1/4" gauge twin needle. All loops shall be tacked to the outside of the waistband, folded over the tacking, with the bottom of the loop folded under and tacked to the trousers. The side loops shall be placed 3/4" behind the side seams. The loops shall accommodate a 2" wide belt.
ZIPPER & FLY	The trousers shall close with a YKK brass memory lock zipper which has a brass bottom stop at the base of the zipper chain and a brass ratcheting cam lock slider. Both flies have fusible nonwoven interlining. The right fly has a French fly extension and is lined with pocketing fabric, which extends from the top of the waistband to the inseam. A matching button is stitched to the left waistband curtain to fasten the French fly. A straight bartack shall be stitched at the bottom of the fly from the outside of the garment, through the zipper tape, the right and left fly and the right fly lining. The right and left fly shall be joined by an additional bartack located below the bottom zipper stop on the inside of the trousers. The zipper and fly topstitching extend to the top of the waistband
INSIDE TRIM	Each front has a 4" wide belly band, made of pocketing fabric. It is sewn to the pocket bag and caught in the fly facing topstitching and the waist seam to provide a smooth front appearance. The crotch lining is made of folded pocketing fabric to provide a double layer and is serge to each front. The right fly lining extension is stitched to the front seat seam allowances and extends to the inseam.
STITCHING	The entire trouser is to be stitched with matching polyester core or 100% polyester spun thread. The thread shall be colorfast and match the fabric. All visible stitching must be 10-11 stitches per inch. All exposed inside seams are to be serge. The seat seam must be stitched with a tandem needle machine. There is a minimum 2 3/4" seat outlet for alterations.
PRESSING & FINISHING	All loose threads shall be removed. Trousers must be pressed on Hothead presses and properly shaped, with the inseams, outseams, and seat seam pressed open. There must be a Texpak clip attached to the waistband of the finished trousers
SIZES	The trousers shall be unhemmed and available in a regular rise length in waist sizes 28 through 60. Odd waist sizes must be available.
TAG & CARE INSTRUCTIONS	Trousers shall be labeled with the following information: manufacturer, style number, size, fiber content, care instructions, RN number and country of origin.

5. PATROL JACKETS

FABRIC	Outershell: Travis Mills #7450, 100% Nylon Supplex or equal Removable Lining: 104x86 Thread Count, 70 Denier Nylon Taffeta or equal Color: Brown Thinsulate by 3M quilted 200-gram body with 100-gram sleeve or equal. 100 % Nylon taffeta, thread counts 104x86 or equal
---------------	---

EXHIBIT "A"
HIDALGO COUNTY
"PURCHASE OF UNIFORMS AND ACCESSORIES FOR ALL COUNTY LAW ENFORCEMENT AGENCIES"
BID NO: 2009-068-07-15-SMA
SPECIFICATIONS/REQUIREMENTS, TERMS & CONDITIONS

DESIGN	The jacket shall be a full cut, waist length model with two-way zipper front, Thinsulate zip-in/zip-out liner, shirred waistband, and zippered side vents. Coat construction shall be used throughout the body and sleeves being fully lined
BODY DETAIL	The front shall be plain with patch pockets, flaps and badge tab. The inside facings shall be made of outer fabric and are to be sewn on top of the nylon lining which extends to the front edge of the jacket. There shall be a one piece back designed with the Articulated Gusset for full freedom of movement. There is to be a separate 2- 1/2" shirred waistband with 2- 1/2" heavy duty elastic. The entire waistband is to be shirred with the exception of an area 5 1/4" on either side of the front opening. There shall be side zipper entry on both side seams, approximately 11" in length and secured by a nylon zipper and elasticized snap closure. The shoulders shall have pads. A self goods reinforcement strip, approximately 3", shall be sewn on the inside of the jacket joined at the top of the waistband and extending from side to side.
INSIDE DETAIL	On the left side of the coat, there shall be a gun pocket installed on the Removable lining to accept a small frame handgun. The gun pocket shall have a minimum opening of 4 1/2" and be a minimum of 6" deep. The gun pocket shall be furnished with a strap and snap closure. Bartacks shall reinforce the opening. There shall be two cut-in pockets on the left and right sides measuring approximately 5 1/4" wide and 6" deep. There shall be a strap and snap on the lining of each sleeve end for attaching the zip in liner. The bottom of the coat on the inside shall have a 4" piece of outer shell material between the waistband and the inner taffeta lining to guard against wear from the inside.
SLEEVES	The sleeves shall be one piece set in with a single needle machine. The bottom of the sleeve shall have Velcro and elastic for adjustable fit. The cuff itself should measure 1 7/8" in width. DEPARTMENT'S PATCH MUST BE SEWN ON BOTH SLEEVES.
POCKETS	There shall be two patch pockets with 1 1/2" box pleats, finishing approximately 6 1/2" wide and 7 3/8" deep. Flaps shall be scalloped and self lined, measuring 6 3/4" wide and 3 3/8" long at center and 3" long at each end. They shall close with Velcro on the side points and with a centered buttonhole. The pockets shall be lined with pocketing material with an opening of approximately 5 1/2" on the side. The left patch pocket is to have a 1 1/2" pencil opening at the top of the flap. Both the pockets and the flaps are to be bartacked. Flaps are too interlined
COLLAR	The standup collar shall be made using self material and shall be interlined with Pellon. There shall be an option of a detachable hood and fur collar using Orlon pile. This collar and hood are to be attached to the permanent collar with buttons.
EPAULETS	The epaulets shall be made of self goods. They shall be sewn into the sleeve head seam, "X" stitched and tacked to the jacket at the neck.
SIZES	Jackets must be available small through XXL and larger
BADGE TAB	The badge tab shall be made of the outer fabric lined with pocketing fabric, and shall measure 2" tall by 1" wide. The first eyelets is 1/2" down from the top finished edge and the second is 1/2" up from the bottom finished edge. The eyelets are spaced 1" apart from center to center. The badge tab shall be centered 2 1/2" above the left flap pocket.
ZIPPER	There shall be an YKK #5, two-way molded nylon zipper in the front and an 11" nylon zipper on each side vent.
BUTTONS & SNAPS	The pocket flaps and epaulets shall be secured with 24 ligne metal buttons. The front fly and size zipper tabs shall be secured by high impact, non-reflective, non-glare, scratch resistant snaps.
THREAD	All sewing is to be done with polyester core thread or 100% spun polyester thread.
SIZE TAG & CARE INSTRUCTIONS	Each jacket shall have a sewn-in woven size label. There shall also be a printed label with care instructions. Each coat shall be marked with lot number, size fiber content and WPL number.
WARRANTY	Garments shall have a one year warranty against workmanship against workmanship or fabric defects.
EMBLEMS/PATCHES	Emblems are to be sewn on both shoulders. Emblem are to be included in the price of the jacket
6. POLO-SHORT SLEEVE SHIRTS(5.11 Tactical #71048) equal or better	
DESCRIPTION	<ul style="list-style-type: none"> • 100 % Treated 6.4 oz. Interlocked cotton fabric to prevent fading, wrinkling and shrinking • Moisture wicking finish • Tough melamine buttons • No roll Collar with flexible collar strays • Mic-loop pockets located at each shoulder and placed at the bottom of the placket at the sternum level • Reinforced dual pen pockets • Polo shirts with name & title embroidered on right breast and badge embroidered on left breast
COLOR	Dark Navy
SIZE	Sm - XXL and Larger
EMBLEM	Hidalgo County CONSTABLE badge embroidered on left side of chest. Name (bottom) & title (top) to be on right side. Bidders are encouraged to attend the pre-bid conference for viewing of samples.
7. PROFESSIONAL POLO-SHORT SLEEVE SHIRTS (5.11 Tactical #41060) equal or better	
DESCRIPTION	100% Treated cotton to prevent fading, wrinkling,& shrinking, tough melamine buttons, No Roll Collar with flexible collar stays, Reinforced dual pen pockets on left sleeves, Accepts embroidery and silk screening well
SIZES	Small through 3XL
COLOR:	Dark Navy
EMBLEM	Hidalgo County CONSTABLE badge embroidered on left side of chest. Name (bottom) & title (top) to be on right side. Bidders are encouraged to attend the pre-bid conference for viewing of samples.
8. TACTICAL PANTS (5.11 Tactical 74251) equal or better	
FABRIC	100 % Cotton Tactical Canvas, 8.5 oz. , 73x40/10x10, Pant weight

EXHIBIT "A"
HIDALGO COUNTY
"PURCHASE OF UNIFORMS AND ACCESSORIES FOR ALL COUNTY LAW ENFORCEMENT AGENCIES"
BID NO: 2009-068-07-15-SMA
SPECIFICATIONS/REQUIREMENTS, TERMS & CONDITIONS

POCKETING	80% Polyester 20% Cotton T/C, tightly woven poplin
SIZE	Pants must be available in Regular, Short, Long and X-Large Long, from stock
COLOR	Khaki 055
FEATURES & BENEFITS	Self adjusting action waist with elastic sides; 7 belt loops and a DORing; Deep front pockets; cargo pockets with flaps; phone pocket on right front, Large open-top back pockets, and a tool strap on right back. The pants have double knees of self fabric, removable 6mm Neoprene knee pad inserts; and a double seat of self fabric. Bottom hems have openings for draw cords.
POCKETS	<ul style="list-style-type: none"> • Front pocket openings have self fabric facings and extra reinforcements on knife clippings area. Pocket openings are firmly bar tacked on both ends. Pocket bags are made of durable Poly/Cotton blend and they are extra deep. Pocket bags are finished clean inside the pant and double stitched for heavy duty. • Cargo pockets have large flaps and Velcro closure. • Knife pocket is lined with extra durable Cordura Nylon. The pocket has gussets on sides and a large flap with Velcro closure; it accommodates a phone. • Back Pockets are formed of self fabric. They are extra large with large open top. The top has Velcro closure. Opening has extra reinforcement on the side seam side; both ends are firmly cross-bar tacked.
SEAMS & STITCHING	<ul style="list-style-type: none"> • Seams are durable with 10 stitches per inch and extra heavy 5-thread construction. • Top stitching are non-raveling lock stitching. Side seams, seat seam and front rise have two-needle top stitching. Crotch point is bar tacked. Fly outline, had pocket openings, all pocket flaps, knee patches and seat patch have double needle top stitching. Cargo pockets are attached with double needle top stitching. Belt loops are bar tacked on all corners. Cargo pocket openings are bar tacked and flaps are cross bar tacked. Back pocket openings are cross bar tacked. All Velcro pieces are attached with box stitching
LABELS	The woven logo label, care label, size label, country of origin label and fiber content are permanently attached to the pants.
CLOSURES	Closures are high quality, proven brand name products. Fly zipper is metallic YKK zipper with auto lock slider. Waist snap is metallic PRYM snaps with extra strong grip. Inside fly button is cross tacked.
9. TACTICAL VESTS (5.11 tactical #80001) equal or better	
DESCRIPTION	Designed for concealed carry ,Back-Up Belt System™ ,Hidden BBS™ pockets on each side of vest ,18 Pockets ,Key hook for safe access to your keys , Quad-stitched and bartacked at all stress points, Two layers of 8.5 oz., 100% cotton canvas, Two pockets sized for AR Magazines Rear water bottle pockets , Reinforced half-collar ,360 degree pocket that wraps completely around the vest
SIZES	Small – 3 XL or larger
COLOR	Khaki
PATCH	11" x 3" patch embroidered with "CONSTABLE" on the back of the vest. Patch pricing must be included with the vest cost.
10. RAINCOAT	
DESCRIPTION	48" Vinyl Raincoat with sealed seams, pass through pockets, non-corrosive snap-front closure; detachable snap on hood, ventilated back and underarms, and "CONSTABLE" 4" capital letters logo screen printed on back (color: black)
SIZES	Small to 4XL
COLOR	Yellow
11. BELTS	
DESCRIPTION	Bianchi 8105 (equal or better) Nylon Liner Belt Hook and loop closure for quick on/off, lined with hook material to lock to duty belts lined with loop material, Belts are to be 1.5" wide to fit less than 2" duty belt.
SIZES	Small-- 2XL
COLOR	Black
12. TROUSER BELT	
DESCRIPTION	1 3/4" leather belt, hand-creased with rubbed edges with removable nickel buckle with plain finish
SIZES	28 to 50 waist or larger
COLOR	Black
13. DRESS GLOVES	
DESCRIPTION	snaps, 100% cotton
SIZES	Medium to X Large
COLOR	WHITE

EXHIBIT "A"
HIDALGO COUNTY
"PURCHASE OF UNIFORMS AND ACCESSORIES FOR ALL COUNTY LAW ENFORCEMENT AGENCIES"
BID NO: 2009-068-07-15-SMA
SPECIFICATIONS/REQUIREMENTS, TERMS & CONDITIONS

14. TIE

DESCRIPTION	Clip-on tie, with buttonhole you can slide small end of tie through the loop and button to shirt size 3" wide with permanent knot, made of polyester
SIZES	regular: 17 1/2 -long: 19 1/2
COLOR	Taupe

15. UNIFORM PATCHES AND RED SHOULDER CORDS

Will be further illustrated at the pre-bid conference. Bidders are encouraged to attend this meeting.

IV. HIDALGO COUNTY CONSTABLE PRECINCT No. 4

A. UNIFORM I

1. SHORT SLEEVE SHIRTS (perfection uniforms 2300, 2340 zipper front) equal or better

FABRIC	VISA System 3 [®] fabric from Milliken & Company, Style #707430, 100% Dacron [®] polyester, and texturized woven. Weight 7.25 oz. per yard. Single warp, 2 ply filling.
COLOR	Silver Tan
CREASING	Pockets, pocket flaps, collar band and shoulder straps to be die creased to give uniform shape and size. To have two sewn in permanent military creases in front and three in back.
FRONT	To have a self fabric center pleat 1-1/2" wide extending from collar band to bottom of shirt. It shall have 2 rows of stitching 7/8" apart. The center pleat to be lined with 100% Polyester, 250 Denier. Right front to have an approximate 3" tumbuck extending from collar to bottom of shirt. There shall be six front and one collar button. Center placket shall be a two piece construction.
COLLAR	To be die cut. Convertible collar is to measure 3-1/4" long at points and to be topstitched 1/4" from edge. The interlinings are to be 100% polyester, 250 denier. Permanent collar stays of proper length are to be sewn inside collar so that no stitches are made through the bottom leaf. All shirts to have satin lining in neck area.
YOKE	Two piece yoke of self goods to measure approximately 2-3/4" at bottom center of band and 2-1/2" at outside edge of yoke. Yoke must have a 1/16" topstitch. Shirts with no top stitched back yoke will not be accepted.
SLEEVES	Sleeves are to be one piece, have a 7/8" hem and finish 9-1/2" to 9-3/4" long from the shoulder seam. Sleeve setting and closing shall be done with an overedge and safety stitch. The sleeve is to be bartacked at the hem
POCKETS	Two breast pockets finishing 5-3/8" wide and 5-3/4" long to have mitered corners. Both pockets shall have a 1-1/2" box pleat stitched top and bottom to prevent spreading. Left pocket to have a sewn through pencil opening 1- 3/8" wide. Velcro 5/8" wide and 5/8" long to be placed on each pocket to secure Velcro placed on each flap.
FLAPS	To be die cut, creased and scalloped, finishing 5-3/4" in width, 2-3/4" in length at the center and 2-1/2" at each side. Flaps to be placed 1/4" above the top of each pocket and have one centered buttonhole with button. The left flap to have a pencil opening 1-3/8" wide and secured with bartacks on each side of the opening. Velcro 3/4" square to be placed on edges of each flap. Flaps to be lined with crease 'n' tack interlining.
BADGE TAB	Inside sling type of self goods approximately 1" wide to extend from joining seam to pocket of left front. To have two small, uncut buttonholes 1-1/4" apart with the lower buttonhole approximately 1" above the flap. Sling shall be turned and stitched and sewn down on the bottom.
SHOULDER STRAPS	To be sewn into sleeve head seam and measure approximately 2-1/4" tapering to 1-1/2" with end pointed. Straps to be end approximately 1/2" from the collar seam. They shall be box stitched to shoulders with a row of cross stitching 2" from sleeve head and diagonally sewn from each end of the seam to the sleeve. Shoulder straps are to be die cut, creased and lined with crease 'n' tack.
SHIRT SIZES	All shirts must be available in exact neck sizes. Alpha sizes will not be acceptable. In neck sizes 16 through 18 1/2 "Talls" must also be available as an "in-stock" item.
EMBLEMS/PATCHES	Emblems are to be sewn on both shoulders with 4 1/2" emblem 80% embroidery with plastic backing. Emblems are to be included in the price of the shirt.
BUTTONS	To be a melamine button dyed to match the fabric color, 20 ligne.
METAL BUTTON FEATURE*	Dark Navy and Navy shirts are made to accept metal buttons on the shoulder straps, fronts, pocket flaps and cuffs. The right front on these shirts is to have an approximate 1-1/2" tumbuck. Six front buttons to be 22 ligne.
PACKING	Shirts to be polybagged individually.
ZIPPER CLOSURE	All shirts must have a front closure with a 14" nylon separating zipper.
WARRANTY	One year against workmanship or fabric defects.

2. LONG SLEEVE SHIRTS (perfection uniforms 2000, 2040 zipper front) equal or better

FABRIC	VISA [®] System 3 fabric from Milliken and Company, Style #707430, 100% Dacron [®] polyester, and texturized woven. Weight 7.25 oz. per yard. Single warp, 2 ply filling.
---------------	---

EXHIBIT "A"
HIDALGO COUNTY
"PURCHASE OF UNIFORMS AND ACCESSORIES FOR ALL COUNTY LAW ENFORCEMENT AGENCIES"
BID NO: 2009-068-07-15-SMA
SPECIFICATIONS/REQUIREMENTS, TERMS & CONDITIONS

COLOR	Silver Tan
CREASING	Pockets, pocket flaps, collar band and shoulder straps to be die creased to give uniform shape and size. To have two sewn in permanent military creases in front and three in back.
FRONT	To have a self fabric center pleat 1-1/2" wide extending from collar band to bottom of shirt. It shall have 2 rows of stitching 7/8" apart. The center pleat to be lined with 100% Polyester, 250 Denier. A self-lined button stand 7/8" wide shall be placed on the right side and extend from collar band to bottom of shirt. There shall be six front and one collar button. Center placket shall be a two piece construction.
COLLAR	To be die cut. The back of the stand is to measure 1-1/2". The points are to be 3-1/4" in length and top stitched 1/4" from edge. The interlinings are to be 100% polyester, 250 denier. Collar band to be lined with crease 'n' tack interlining. Permanent collar stays of proper length are to be sewn inside collar so that no stitches are made through the bottom leaf. The stand shall fasten with one button. All shirts to have satin lining in neck area.
YOKE	Two piece yoke of self goods to measure approximately 2-3/4" at bottom center of band and 2-1/2" at outside edge of yoke. 1/16" topstitch. Shirts with no top stitched back yoke will not be acceptable.
SLEEVES	Each sleeve shall have one piece pointed placket 1-1/4" wide both top and bottom, with one button placed on the placket approximately 2-1/4" above the top of the cuff. Sleeve setting and closing shall be done with an overedge and safety stitch. Cuffs to close with 2 buttons and buttonholes, be 2-7/8" wide and have 1/4" topstitching on the edge. They shall be lined with woven, unbleached 100% Cotton interlining.
POCKETS	Two breast pockets finishing 5-3/8" wide and 5-3/4" long to have mitered corners. Both pockets shall have a 1-1/2" box pleat stitched top and bottom to prevent spreading. Left pocket to have a sewn through pencil opening 1- 3/8" wide. Velcro 5/8" wide and 5/8" long to be placed on each pocket to secure Velcro placed on each flap.
FLAPS	To be die cut, creased and scalloped, finishing 5-3/4" in width, 2-3/4" in length at the center and 2-1/2" at each side. Flaps to be placed 1/4" above the top of each pocket and have one centered buttonhole with button. The left flap to have a pencil opening 1-3/8" wide and secured with bartacks on each side of the opening. Velcro 3/4" square to be placed on the edge of each flap. Flaps to be lined with crease 'n' tack interlining.
BADGE TAB	Inside sling type of self-goods approximately 1" wide to extend from joining seam to pocket of left front. To have two small, uncut buttonholes 1-1/4" apart with the lower buttonhole approximately 1" above the flap. Sling shall be turned and stitched and sewn down in the bottom.
SHOULDER STRAPS	To be sewn into sleeve head seam and measure approximately 2-1/4" tapering to 1-1/2" with end pointed. Straps to be set approximately 1" from the collar seam. They shall be box stitched to shoulders with a row of cross stitching 2" from sleeve head and diagonally sewn from each end of the seam to the sleeve. Shoulder straps are to be die cut, creased and lined with crease 'n' tack.
SHIRT SIZES	Shirts shall be available as a stock item sized with exact neck size and exact sleeve length. Any combination neck size or sleeve lengths are not acceptable.
BUTTONS	To be a melamine button dyed to match the fabric color. 20 ligne.
METAL BUTTON FEATURE*	Navy shirts are made to accept metal buttons on the shoulder straps, fronts, pocket flaps and cuffs. The right front on these shirts is to have an approximate 1-1/2" tumbuck. Six front buttons to be 22 ligne.
PACKING	Shirts to be polybagged individually.
EMBLEMS/PATCHES	Emblems are to be sewn on both shoulders with 4 1/2" emblem 80% embroidery with plastic backing. Emblems are to be included in the price of the shirt.
ZIPPER CLOSURE	All shirts must have a front closure with a 14" nylon separating zipper.
WARRANTY	One year against workmanship or fabric defects.

3. TROUSERS (perfection style 2600 FG) equal or better

FABRIC	VISA® System 3 fabric from Milliken & Company, style 707470, 100% Dacron® polyester. Two ply warp and filling, 10.5 - 11 oz. per linear yard, 2 x 1 gabardines weave.
DESIGN	Shall be made on a uniform pattern, having a plain front with quarter top pockets and two back pockets.
COLOR	Forest Green
POCKETS	The front pocket opening will be a minimum 6-1/2" and be 6" deep from the bottom of the opening. They shall be stitched, turned, and restitched. The inside front pocket facing shall be a separate piece of self material finishing no less than 1-1/4" wide. The back pockets will have a minimum opening of 5-1/2" and be 6" deep. Sizes 29 and smaller will have a 5" opening. They shall be made with a Reese PW automatic machine and finished on the outside with an exposed top and bottom cord. The left pocket shall have a tab to button. The front pockets shall each have a straight bartack and each back pocket shall be bartacked with a triangular bartack. All front pockets shall be reinforced with a double layer of pocketing material.
POCKETING	All pocketing shall be black, 75% polyester/25% cotton with a minimum thread count of 90 x 56. The weight shall be 3.0 yds/lb.
WAISTBAND	The waistband shall be 2" wide and shall be closed with a crush-proof hook and eye. The waistband curtain, attached with a rocap machine, shall have Snugtex and have Perfection fit stretch on the bottom. Ban-Rol waistband stiffener, 3/4" in width, shall be sewn into the waistband on the front of the trouser from side seam to side seam. The full length of the waistband is fused with Pellon. The trousers are to be made with a continuous closed waistband. The waistband shall be set on and shall be stitched below the lower edge through the outer fabric and the waistband curtain.
INSIDE TRIM	The right fly and crotch linings shall be the same fabric and color as the waistband curtain. The right fly lining shall be sewn to the left fly below the zipper. The crotch lining shall be serged to each front. A one piece French fly made of the outer fabric shall be sewn to the inside right fly. A separate sewn on French fly will not be acceptable.
BELT LOOPS	There shall be a minimum of five (5) belt loops on waist sizes 30 and down, seven (7) belt loops on waist sizes 31 - 48, and a minimum of nine (9) on sizes 50 and larger. Each loop is to be 3/4" wide, of double thickness, and stitched on the face side with a two needle machine. Except for the center back loop which shall be tacked on, all loops shall be sewn into the bottom of the waistband and into the rocap. They shall accommodate a 1-5/8" belt.
ZIPPER	The trousers shall be closed with a YKK brass zipper which has a brass bottom stop at the base of the zipper chain and a brass ratcheting cam lock slider. The inside left fly will be reinforced with Pellon under the zipper stitching. A straight bartack shall be sewn through from the outside of the garment to the inside at the bottom of the fly. It shall be sewn through the zipper tape, the right and left fly and the right fly lining. The right and left fly shall be joined by an additional bartack located below the bottom zipper stop on the inside of the

EXHIBIT "A"
HIDALGO COUNTY
"PURCHASE OF UNIFORMS AND ACCESSORIES FOR ALL COUNTY LAW ENFORCEMENT AGENCIES"
BID NO: 2009-068-07-15-SMA
SPECIFICATIONS/REQUIREMENTS, TERMS & CONDITIONS

	trouser.
SEAMING	The entire trouser is to be seamed with polyester core thread. The seat seam shall be stitched with a tandem needle seat seaming machine. All exposed inside seams of the trouser are to be serged.
SIZE TAG	Trousers shall be labeled with the following information: lot number, size, fiber content, and care instructions.
FINISHING AND PRESSING	All loose threads shall be removed. Trousers must be pressed completely and properly with the side seam, inseam, and seat seam pressed open. There must be a Texpak clip attached to the top fly of the finished trousers.
WARRANTY	One year against workmanship or fabric defects.

B. UNIFORM -II

1. SHORT SLEEVE SHIRTS (8713X) Blauer Street Gear -(equal or better

SHELL FABRIC	6.5 oz. per square yard 2 X 1 twill weave in a 65% polyester / 35% cotton fiber blend with 3XDRY® comfort finish and 10-12% filling stretch that is pre-cured for wrinkle resistance. Machine washable and dry cleanable cotton blend provides user comfort, uniform appearance, durability, and easy care.	
COLOR	(45) Silver Tan	
TRIM	Interlining: Small Parts: 100% polyester Front Placket: 50% Polyester 50% Cotton Hook and loop: Woven Nylon base Buttons: melamine, 20 ligne, matching shell fabric	
DESIGN & CONSTRUCTION	Short sleeve uniform shirt 5 crease military style with permanent sewn in creases Top fused convertible sport collar Mitered, pleated pockets with scalloped flaps, pencil opening in left pocket, hook and loop closure Epaulets Badge eyelets with internal support strap Extra long shirt tails	
CUSTOMIZATION	Emblems Name Tab Zipper Front Metal Buttons on epaulets and pocket flaps	
STANDARD SIZE RANGE	Men's: Regular Length: S-3XL Women's: Regular Length: XS-2XL	
EMBLEMS/PATCHES	Emblems are to be sewn on both shoulders with 4 1/2" emblem 80% embroidery with plastic backing. Emblems are to be included in the price of the shirt.	
MEASUREMENTS	Men's: Regular Length: L:	Women's: Regular Length: M
	Neck: 17.25 (plus or minus 0.5 inches) 1/2 Chest: 25.25 (plus or minus 0.75 inches) Back Length: 32.5 (plus or minus 0.5 inches)	Neck: 15.5 (plus or minus 0.5 inches) 1/2 Chest: 22 (plus or minus 0.75 inches) Back Length: 28.5 (plus or minus 0.5 inches)

2. TROUSERS (perfection style 1725fg) equal or better

FABRIC	Style: Perfection MatrixSeries™ Engineered Stretch Twill with Perfection X-Factor™ Technologies, featuring SwiftGaley Indestructible 5454/158 with H2 Tech Dual Action (Hydrophilic/Hydrophobic), Flex, and UltraDye Enhancements. Fiber Content: 65% polyester/35% combed cotton. Weave: 2 x 1 Twill with Engineered Stretch, Weight: 7.5oz./square yard, Construction: 90 warp x 50 filling, Tensile Strength: 160 x 90 lbs., Finishes: Pre-cured, Wrinkle Resistant, & H2 Tech treatments to provide superior color retention, internal hydrophilic wick ability & breathability, and external hydrophobic resistance to water based liquids (Other surface treatments are unacceptable.)UV/ Sun Protection – UPF 40+ rating (Highest apparel rating)
POCKETING & LINING	Style: QST Starspun III, Fiber Content: 70% polyester/30% cotton, Weave: Plain, Weight: 3.5 oz./square yard, Construction: 82 warp x 50 filling, Tensile Strength: 119 x 98 lbs., Color: Black
DESIGN	Shall feature the Perfection EGC System™ Design for enhanced comfort and mobility. Uniform trouser with a plain front with two quarter top pockets. Cell phone pocket. Topstitched back pockets with triangle bartacks, left pocket has tab to button. Zipper fly fronts with French fly. 1-piece EGC diamond gusset crotch for enhanced comfort, mobility, & wear life. Two inch wide EGC Perfection Fit expandable waistband, with set in belt loops. Straight leg bottoms. CREASET® Super Silicone Creases. The trousers shall be made from a men's relaxed fit uniform trouser pattern
COLOR	Forest Green utilizing H2 UltraDye Technology for Enhanced Color Depth and color retention (other dye processes are unacceptable)
POCKETS	The front pockets are quarter top style, with a minimum 6 1/2" opening and a 6" depth, measured from the bottom of the opening. The front pocket bags are double tipped and shall be stitched, turned, and re-stitched. The inside front pocket facing shall be a separate piece of self material finishing no less than 1 1/2" wide. A cell phone pocket inside the left front pocket is accessed by a 7" invisible zipper. The back pockets have 5 1/2" openings and are 6" deep. They shall be made with a Reese PW automatic machine and topstitched on the outside with an exposed top and bottom welt inside facing. The left pocket shall have a tab to button. The front pockets shall have straight bartacks at the ends of the openings. The back pockets shall have triangle bartacks at the ends of the openings.
WAISTBAND	The trousers are made with a 2" wide Perfection EGC System™ expandable waistband for exact fit, with enhanced comfort and mobility. The waistband on the front panel has an extension that joins to the inside of the back waistband with heavy-duty hidden elastic. This construction enables the waistband to automatically expand & contract 2 to 4 inches, as necessary. The waistband is

EXHIBIT "A"
HIDALGO COUNTY
"PURCHASE OF UNIFORMS AND ACCESSORIES FOR ALL COUNTY LAW ENFORCEMENT AGENCIES"
BID NO: 2009-068-07-15-SMA
SPECIFICATIONS/REQUIREMENTS, TERMS & CONDITIONS

	stabilized with fusible nonwoven interlining. The waistband shall close with two crush proof hooks and eyes, which are reinforced with canvas stays. There shall be a bartack behind each eye. The Perfection Breathable EGC Stretch Waistband Curtain finishes 2 5/8" wide. The upper portion is made of 1 1/8" wide bias cut pocketing fabric with 1/16" topstitching and 3/4" wide stretch Ban-Rol® canvas. The lower portion is 1 1/2" wide and is made of woven elastic with 3-strand Mini Snugtex® to insure shirt tail "tuck". The waistband curtain shall be set on with a rocap machine and be closed by stitching below the waistband through the outer fabric and the waistband curtain.
BELT LOOPS	There shall be seven belt loops on sizes 38 and smaller, and 8 belt loops on sizes 40 and larger. Each loop is to be 3/4" wide, of double thickness, have canvas interlining and be stitched with a 1/4" gauge twin needle. All loops (except for the center back loop) shall be stitched into the waistband curtain seam and the bottom of the waistband. The top of the center back loop shall be tacked to the outside of the waistband, folded over the tacking, with the bottom of the loop tacked to the trousers. They shall accommodate a 1 3/4" wide belt.
CREASING	The front and rear creases in the trouser legs incorporate a permanent modified "Super Silicone" crease produced by the CREASET® System, which is specially formulated for fabrics with high technology treatments.
STITCHING	The entire trouser is to be stitched with matching polyester core or 100% polyester spun thread. The thread shall be colorfast and match the fabric. All visible stitching must be 10-11 stitches per inch. All exposed inside seams are to be serged. The seat seam must be stitched with a tandem needle machine. There is a minimum 2 3/4" seat outlet for alterations.
FLY	The trousers shall close with a YKK brass memory lock zipper which has a brass bottom stop at the base of the zipper chain and a brass ratcheting cam lock slider. Both flies have fusible nonwoven interlining. The right fly has a French fly extension and is lined with pocketing fabric, which extends from the top of the waistband to the inseam. A matching button is stitched to the left waistband curtain to fasten the French fly. A straight bartack shall be stitched at the bottom of the fly from the outside of the garment, through the zipper tape, the right and left fly and the right fly lining. The right and left fly shall be joined by an additional bartack located below the bottom zipper stop on the inside of the trousers. The zipper and fly topstitching extend to the top of the waistband.
INSIDE TRIM	The right fly lining extension is stitched to the front seat seam allowances and extends to the inseam.
DIAMOND GUSSET	Perfection EGC System™ incorporates a one piece Diamond Gusseted Crotch construction for enhanced comfort, mobility and wear life. All raw edges must be serged prior to setting the gusset. After the gusset is set, it is topstitched, 1/16" from the edges. Safety stitch construction is unacceptable.
SIZE	The trousers shall be unhemmed and be available in a regular rise length in waist sizes 28 through 60. Odd waist sizes are available through size 37.
FINISHING AND PRESSING	All loose threads shall be removed. Trousers must be pressed on Hothead presses and properly shaped, with the inseams, outseams, and seat seam pressed open. There must be a Texpak clip attached to the waistband of the finished trousers.
LABELING	Trousers shall be labeled Perfection MatrixSeries™, with the following information: manufacturer, style number, size, fiber content, care instructions, RN number and country of origin.

C. UNIFORM-III

1. POLO-SHORT SLEEVE SHIRTS -5.11 Tactical S (71048) (equal or better)

DESCRIPTION	<ul style="list-style-type: none"> • 100 % Treated 6.4 oz. Interlocked cotton fabric to prevent fading, wrinkling and shrinking • Moisture wicking finish • Tough melamine buttons • No roll Collar with flexible collar strays • Mic-loop pockets located at each shoulder and placed at the bottom of the placket at the sternum level • Reinforced dual pen pockets • Polo shirts with name & title embroidered on right breast and badge embroidered on left breast
COLOR	Silver Ian
SIZE	Sm - XXL and Larger

2. TACTICAL PANTS (5.11 Tactical 74251) (equal or better)

FABRIC	100 % Cotton Tactical Canvas, 8.5 oz., 73x40/10x10, Pant weight
POCKETING	80% Polyester 20% Cotton T/C, tightly woven poplin
SIZE	Pants must be available in Regular, Short, Long and X-Large Long, from stock
COLOR	Khaki 055 or Walnut 105
FEATURES & BENEFITS	Self adjusting action waist with elastic sides; 7 belt loops and a D0Ring; Deep front pockets; cargo pockets with flaps; phone pocket on right front, Large open-top back pockets, and a tool strap on right back. The pants have double knees of self fabric, removable 6mm Neoprene knee pad inserts; and a double seat of self fabric. Bottom hems have openings for draw cords.
POCKETS	<ul style="list-style-type: none"> • Front pocket openings have self fabric facings and extra reinforcements on knife clippings area. Pocket openings are firmly bar tacked on both ends. Pocket bags are made of durable Poly/Cotton blend and they are extra deep. Pocket bags are finished clean inside the pant and double stitched for heavy duty. • Cargo pockets have large flaps and Velcro closure. • Knife pocket is lined with extra durable Cordura Nylon. The pocket has gussets on sides and a large flap with Velcro closure; it accommodates a phone. • Back Pockets are formed of self fabric. They are extra large with large open top. The top has Velcro closure. Opening has extra reinforcement on the side seam side; both ends are firmly cross-bar tacked.
SEAMS & STITCHING	<ul style="list-style-type: none"> • Seams are durable with 10 stitches per inch and extra heavy 5-thread construction.

EXHIBIT "A"
HIDALGO COUNTY
"PURCHASE OF UNIFORMS AND ACCESSORIES FOR ALL COUNTY LAW ENFORCEMENT AGENCIES"
BID NO: 2009-068-07-15-SMA
SPECIFICATIONS/REQUIREMENTS, TERMS & CONDITIONS

	<ul style="list-style-type: none"> Top stitching are non-raveling lock stitching. Side seams, seat seam and front rise have two-needle top stitching. Crotch point is bar tacked. Fly outline, had pocket openings, all pocket flaps, knee patches and seat patch have double needle top stitching. Cargo pockets are attached with double needle top stitching. Belt loops are bar tacked on all corners. Cargo pocket openings are bar tacked and flaps are cross bar tacked. Back pocket openings are cross bar tacked. All Velcro pieces are attached with box stitching.
LABELS	The woven logo label, care label, size label, country of origin label and fiber content are permanently attached to the pants.
CLOSURES	Closures are high quality, proven brand name products. Fly zipper is metallic YKK zipper with auto lock slider. Waist snap is metallic PRYM snaps with extra strong grip. Inside fly button is cross tacked.

3. JACKETS

FABRIC	<p>Outershell: Travis Mills #7450 100% Nylon Supplex (equal or better) Removable Lining: 104x86 Thread Count, 70 Denier Nylon Taffeta or equal Color: Navy Thinsulate by 3M quilted 200-gram body with 100-gram sleeve or equal. 100 % Nylon taffeta, thread counts 104x86 or equal</p>
DESIGN	The jacket shall be a full cut, waist length model with two-way zipper front, Thinsulate zip-in/zip-out liner, Shirred waistband, and zippered side vents. Coat construction shall be used throughout the body and sleeves being fully lined
BODY DETAIL	The front shall be plain with patch pockets, flaps and badge tab. The inside facings shall be made of outer fabric and are to be sewn on top of the nylon lining which extends to the front edge of the jacket. There shall be a one piece back designed with the Articulated Gusset for full freedom of movement. There is to be a separate 2- 1/2" Shirred waistband with 2- 1/2" heavy duty elastic. The entire waistband is to be Shirred with the exception of an area 5 1/2" on either side of the front opening. There shall be side zipper entry on both side seams, approximately 11" in length and secured by a nylon zipper and elasticized snap closure. The shoulders shall have pads. A self goods reinforcement strip, approximately 3", shall be sewn on the inside of the jacket joined at the top of the waistband and extending from side to side.
INSIDE DETAIL	On the left side of the coat, there shall be a gun pocket installed on the permanent lining to accept a small frame handgun. The gun pocket shall have a minimum opening of 4 1/2" and be a minimum of 6" deep. The gun pocket shall be furnished with a strap and snap closure. Bartacks shall reinforce the opening. There shall be two cut-in pockets on the left and right sides measuring approximately 5 1/2" wide and 6" deep. There shall be a strap and snap on the lining of each sleeve end for attaching the zip in liner. The bottom of the coat on the inside shall have a 4" piece of outer shell material between the waistband and the inner taffeta lining to guard against wear from the inside.
SLEEVES	The sleeves shall be one piece set in with a single needle machine. The bottom of the sleeve shall have Velcro and elastic for adjustable fit. The cuff itself should measure 1 7/8" in width.
POCKETS	There shall be two patch pockets with 1 1/2" box pleats, finishing approximately 6 1/2" wide and 7 3/8" deep. Flaps shall be scalloped and self lined, measuring 6 1/4" wide and 3 3/8" long at center and 3" long at each end. They shall close with Velcro on the side points and with a centered buttonhole. The pockets shall be lined with pocketing material with an opening of approximately 5 1/2" on the side. The left patch pocket is to have a 1 1/2" pencil opening at the top of the flap. Both the pockets and the flaps are to be bartacked. Flaps are too interlined
COLLAR	The standup collar shall be made using self material and shall be interlined with Pellon. There shall be an option of a detachable hood and fur collar using Orlon pile. This collar and hood are to be attached to the permanent collar with buttons.
EPAULETS	The epaulets shall be made of self goods. They shall be sewn into the sleeve head seam, "X" stitched and tacked to the jacket at the neck.
SIZES	Jackets must be available small through XXL and larger
BADGE TAB	The badge tab shall be made of the outer fabric lined with pocketing fabric, and shall measure 2" tall by 1" wide. The first eyelets is 1/2" down from the top finished edge and the second is 1/2" up from the bottom finished edge. The eyelets are spaced 1" apart from center. The badge tab shall be centered 2 1/2" above the left flap pocket.
ZIPPER	There shall be an YKK #5, two-way molded nylon zipper in the front and an 11" nylon zipper on each side vent.
BUTTONS & SNAPS	The pocket flaps and epaulets shall be secured with 24 ligne metal buttons. The front fly and size zipper tabs shall be secured by high impact, non-reflective, non-glare, scratch resistant snaps.
THREAD	All sewing is to be done with polyester core thread or 100% spun polyester thread.
SIZE TAG & CARE INTRUCTIONS	Each jacket shall have a sewn-in woven size label. There shall also be a printed label with care instructions. Each coat shall be marked with lot number, size fiber content and WPL number.
WARRANTY	Garments shall have a one year warranty against workmanship against workmanship or fabric defects.
EMBLEMS/PATCHES	Emblems are to be sewn on both shoulders with a 4 1/2" emblem 80% embroidery with plastic backing. Emblem are to be included in the price of the jacket

V. HIDALGO COUNTY CONSTABLE PRECINCT NO. 5

1. PATROLMEN & WOMEN - SHORT SLEEVE SHIRTS HORACE SMALL #659AP equal or better

FABRIC	Delta Mills, Style 9270, Tropical Weave, 65% Dacron Polyester/ 35% Rayon. Weight 9.5-10 oz per yard (linear), 2 Ply Warp and Filling, Permanent Press with Soil Release Finish.
COLOR	French Blue Shirts
CREASING	Pockets, pocket flaps, collar band and shoulder straps to be stitched-creased to give uniform shape and size. The two (2) military

EXHIBIT "A"
HIDALGO COUNTY
"PURCHASE OF UNIFORMS AND ACCESSORIES FOR ALL COUNTY LAW ENFORCEMENT AGENCIES"
BID NO: 2009-068-07-15-SMA
SPECIFICATIONS/REQUIREMENTS, TERMS & CONDITIONS

	creases in front and three (3) in back of each shirt must incorporate a permanent, modified, silicone crease produced by the "Lintrak System".
FRONT	Left front to have a self fabric center pleat 1 1/2" wide extending from collar band to bottom of shirt. It shall have two (2) rows of stitching 7/8" apart. The center pleat to be lined with 100 % Polyester. Right front to have an approximate 3" tumbuck extending from collar to bottom of shirt. The right front shall have seven (7) buttons.
COLLAR	To be die cut. Convertible collar is to measure approximately 2 7/8" long at point and to be topstitched 1/4" from edge. The interlinings are to be 100% Polyester, 250 Denier. Permanent collar stays of proper length are to be sewn inside collar so that no stitches are made through the bottom leaf.
YOKE	Two-ply yoke lined on the inside with Polyester satin. Yoke shall measure approximately 2 3/4" at bottom center of band and 2 1/2" at outside edge of yoke. 1/16" topstitch.
SLEEVES	Sleeves are to be one (1) piece, have a 7/8" hem and finish 9 1/2" long from the shoulder seam. Sleeve setting and closing shall be done with an overedge and safety stitch. The sleeve is to be bartacked at the hem.
POCKETS	Two (2) breast pockets finishing 5 3/8" wide and 5 3/4" long to have mitered corners. Both pockets shall have a 1 1/2" box pleat stitched top and bottom to prevent spreading. Left pocket to have a sewn through pencil opening 1 3/8" wide. Velcro 3/8" wide and 1" long to be placed on each pocket to secure Velcro placed on each flap.
FLAPS	To be die cut, creased and scalloped, finishing 5 1/4" in width, 2 3/4" in length at the center of 2 1/2" at each side. Flaps to be placed 1/4" above the top of each pocket and have one (1) centered buttonhole with button. The left flap to have a pencil opening 1 3/8" in width. Velcro 3/8" wide and 1" long to be placed on edges of each flap to secure Velcro placed on pockets. Flaps to be lined with crease'n'tack interlining.
UNIFORM PATCHES	Two (2) patches per shirt both the same. Uniform vendor will provide patches on shirt- on both shoulder 1/2" from upper seam.
BADGE TAB	Inside sling type of self goods approximately 1" wide to extend from joining seam to pocket of left front. To have two (2) small, uncut buttonholes one inch (1") apart with the lower buttonhole approximately 1" above the flap.
SHOULDER STRAPS	To be sewn into sleevehead seam and measure approximately 2 7/8" tapering to 1 1/2" with end pointed. Straps to be set approximately one inch (1") from the collar seam. They shall be box stitched to shoulders with a row of cross-stitching two inches (2") from sleeve head and diagonally sewn from each end of the seam to the sleeve. Shoulder straps are to be die cut, creased and lined with crease'n'tack.
SHIRT LABELING	Each garment will be identified by permanent size, lot number, cut number, fiber content, WPL and care instruction labeling.
EPAULET	Epaulets will be French Blue.
BUTTONS	To be a melamine button dyed to match the fabric color, 20 ligne.
METAL BUTTON FEATURE	Dark brown equivalent to Horace Small 6598AP shirts are made to accept metal buttons on the shoulder straps, front, and pocket flaps. Four (4) Silver/Gold front buttons to be 20 ligne. Two (2) Silver/Gold buttons for epaulets. Two (2) Silver/Gold buttons for pocket flaps. Some shirts require Silver, and others require Gold buttons.
PACKING	Shirts to be individually Polybagged
ZIPPER	Must include front metal zipper for shirt enclosure from top to bottom with equivalent color to shirt.
SHIRT SIZES	Shirts shall be available as a stock item sized with the exact neck size and exact sleeve length. Any combination neck size or sleeve lengths are not acceptable.
WARRANTY	One (1) year against workmanship or fabric defects

2. PATROLMEN'S AND WOMEN'S LONG SLEEVE SHIRTS- HORACE SMALL #519AP OR PERFECTION 3000BN
(equal or better)

FABRIC	Delta Mills, Style #9270, 65% Polyester/ 35% Rayon, 2x2 Ply Constructions. Weight 9.5 to 10 oz per yard. Tropical Weave.
COLOR	519AP-French Blue
CREASING	Pockets, pocket flaps, collar band and shoulder straps to be die creased to give uniform shape and size. To have two sewn in permanent military creases in front and three in back.
FRONT	To have a self fabric center pleat 1-1/2" wide extending from collar band to bottom of shirt. It shall have 2 rows of stitching 7/8" apart. The center pleat to be lined with 100 % Polyester, 250 Dener. A self-lined button stand 7/8" wide shall be placed on the right side and extend from collar band to bottom of shirt. There shall be six front and one collar button. Center placket shall be a two piece construction
COLLAR	To be die cut. The back of the stand is to measure 1- 1/2". The points are to be 3-1/4" in length and top stitched 1/4" from edge. The interlinings are to be 100% polyester. , 250 denier. Collar band to be lined with crease 'n' tack interlining. Permanent collar stays of proper length are to be sewn inside collar so that no stitches are made through the bottom leaf. The stand shall fasten with one button. All shirt to have satin lining.
YOKE	Two piece yoke of self goods to measure approximately 2 3/4" at bottom center of band and 2 1/2" at outside edge of yoke. 1/16" topstitch. Shirts with no top stitched back yoke will not be acceptable.
SLEEVES	Each sleeve shall have one piece pointed placket 1-1-1/4" wide both top and bottom, with one button placed on the placket approximately 2-1/4" above the top of the cuff. Sleeve setting and closing shall be done with an overedge and safety stitch. Cuffs to close with 2 buttons and buttonholes, be 2-7/8" wide and have 1/4" topstitching on the edge. They shall be lined with woven, unbleached 100% Cotton interlining.
POCKETS	Two (2) breast pockets finishing 5 1/2" wide and 6" long to have mitered corners. Both pockets shall have a 1 1/2" box pleat stitched top and bottom to prevent spreading. Left pocket to have a sewn through pencil opening 1 1/2" wide. Velcro 3/4" wide and 3/4" long to be placed on each pocket to secure Velcro placed on each flap.
FLAPS	To be die cut, creased and scalloped, finishing 5 3/4" in width, 2 3/4" in length at the center of 2 1/2" at each side. Flaps to be placed 1/4" above the top of each pocket and have one (1) centered buttonhole with button. The left flap to have a pencil opening 1 3/8" wide and 1 secure with bartacks on each side of the openings. Velcro 3/4" square to be placed on the edge of each flap. Flaps to be lined with

EXHIBIT "A"
HIDALGO COUNTY
"PURCHASE OF UNIFORMS AND ACCESSORIES FOR ALL COUNTY LAW ENFORCEMENT AGENCIES"
BID NO: 2009-068-07-15-SMA
SPECIFICATIONS/REQUIREMENTS, TERMS & CONDITIONS

	crease'n'tack interlining.
BADGE TAB	Inside sling type of self goods approximately 1" wide to extend from joining seam to pocket of left front. To have two (2) small, uncut buttonholes 1 1/4" apart with the lower buttonhole approximately 1" above the flap. Sling shall be turned and stitched and sewn down in the bottom.
SHOULDER STRAPS	To be sewn into sleevehead seam and measure approximately 2 1/4" tapering to 1 1/2" with end pointed. Straps to be set approximately one inch (1") from the collar seam. They shall be box stitched to shoulders with a row of cross-stitching two inches (2") from sleeve head and diagonally sewn from each end of the seam to the sleeve. Shoulder straps are to be die cut, creased and lined with crease'n'tack.
SHIRT LABELING	Each garment will be identified by permanent size, lot number, cut number, fiber content, WPL and care instruction labeling.
BUTTONS	To be a melamine button dyed to match the fabric color, 20 ligne
METAL BUTTON FEATURE	French Blue Shirts are made to accept metal buttons on the shoulder straps, fronts, pocket flaps and cuffs. Four (4) Silver/Gold front buttons to be 22 ligne. Two (2) Silver/Gold buttons for epaulets. Two (2) Silver/Gold buttons for pocket flaps. Some shirts require Silver, and others require Gold buttons
PACKING	Shirts to be individually polybagged
EPAULET	Epaulets will be all French blue.
PATCHES	Two (2) patches per shirt, both the same. Uniform vendor will provide patches on both shoulders, 1/2 " from upper seam
ZIPPER	Must include front metal zipper for shirt enclosure from top to bottom with equivalent color to shirt.
SHIRT SIZES	Shirts shall be available as a stock item sized with the exact neck size and exact sleeve length. Any Combinations neck size or sleeve lengths are not acceptable.
WARRANTY	One (1) year against workmanship or fabric defects.

3. SLACKS- COMMANDING AND REGULAR (Ref: Horace Small) #X13443 (equal or better)

FABRIC	Worsterlon by Milliken, 7426-7206, 13 1/4 - 13 3/4 oz per linear yard, 100% Dacron Polyester Gabardine Weave, Warp: Dacron T-242, Textured octolobal, 150 Dener, 2 Ply Air entangled, fully oriented. Filling: singled, spun 655 E long staple.
DESIGN	Western Style, made on a uniform pattern, having plain front with 3/4 " drop front pockets and 2 back pockets, no flare bottoms, straight legs.
COLOR	Navy Blue
POCKETS	The straight pocket 1/4 top opening will be a minimum 6" and be 6" deep from the bottom of the opening. They shall be stitched, turned, and restitched. The inside front pocket facing, shall be a separate piece of self material finishing no less than 1 1/4 " wide. The back pockets will have a minimum opening of 5 1/2 "and be 6" deep . They shall be made with a Reese PW automatic machine and finished on the outside with an exposed top and bottom cord. The left pocket shall have a tab to button. The front pocket shall have straight bartacks, the back pockets shall be bartacked with a triangular bartacking machine.
POCKETING	Navy blue pants will have a harmonizing pocketing color instead of black. 65% Polyester, 35 % Cotton with a minimum thread count of 68x54. The weight shall be 2.60 yards/lb.
WAISTBAND	The waistband shall be a minimum of 1 3/4 "wide and shall be closed with a crush/ proof hook and eye, the eye being bartacked for stability. The waistband curtain, attached with a row cap machine, shall have snug tex and be made of 65% Polyester/ 35% Cotton. No roll waistband stiffner, 3/4" in width, shall be sewn into the waistband on the front of the trouser from side to side seam. The trousers are to be made with a continuous closed waistband. The waistband shall be set on the stitched below the lower edge through the outer fabric and waistband curtain. Navy Blue pants will have a harmonizing curtain color instead of black.
INSIDE TRIM	The right fly and crotch linings shall be the same fabric and color as the waistband curtain. The right fly lining shall be sewn to the left fly below the zipper. The crotch lining shall be surged to each front. A separate French fly made of outer fabric shall be sewn to the inside right fly.
BELT LOOPS	There shall be a minimum of five (5) belt loops on waist sizes 28, 29, 30 and a minimum of seven (7) belt loops on sizes 30 and over. Each loop is to be 3/4" wide, of double thickness, and stitched on the face side with a needle machine
ZIPPER	The trousers shall be closed with a talon Omni nylon #42 memory lock zipper and have a brass bottom stop at the base of the zipper chain. A straight bartack shall be sewn through from the outside of the garment to the inside at the bottom of the fly. It shall be sewn through the zipper tape, the right and left fly and right fly lining. The right and left fly shall be joined by an additional bartack located below the bottom zipper stop on the inside of the trouser.
SEAMING	The entire trouser is to be seamed with polyester core of 100% Polyester spun thread. The seat seam shall be stitched with a tamden needle seat seaming machine.
SIZE TAB	The trouser shall have a sewn in label giving cleaning instructions and outside waistband label which shall be marked with lot number, size, fiber content and WPL Number
FINISHING AND PRESSING	All loose threads shall be removed. Trousers must be pressed completely and properly with the side seam, in seam, and seat seam pressed open. There must be a Texpack clip attached to the top fly of the finished trousers.

4. POLO-SHORT SLEEVE SHIRTS -5.11Tactical S (71048) (equal or better)

DESCRIPTION	<ul style="list-style-type: none"> • 100 % Treated 6.4 oz. Interlocked cotton fabric to prevent fading, wrinkling and shrinking • Moisture wicking finish • Tough melamine buttons • No roll Collar with flexible collar strays • Mic-loop pockets located at each shoulder and placed at the bottom of the placket at the sternum level • Reinforced dual pen pockets • Polo shirts with name & title embroidered on right breast and badge embroidered on left breast
COLOR	NAVY

EXHIBIT "A"
HIDALGO COUNTY
"PURCHASE OF UNIFORMS AND ACCESSORIES FOR ALL COUNTY LAW ENFORCEMENT AGENCIES"
BID NO: 2009-068-07-15-SMA
SPECIFICATIONS/REQUIREMENTS, TERMS & CONDITIONS

SIZE	Sm - XXL and Larger
-------------	---------------------

5. TACTICAL PANTS (5.11 Tactical 74251) (equal or better)

FABRIC	100 % Cotton Tactical Canvas, 8.5 oz , 73x40/10x10, Pant weight
POCKETING	80% Polyester 20% Cotton T/C, tightly woven poplin
SIZE	Pants must be available in Regular, Short, Long and X-Large Long, from stock
COLOR	Navy
FEATURES & BENEFITS	Self adjusting action waist with elastic sides; 7 belt loops and a DORing; Deep front pockets; cargo pockets with flaps; phone pocket on right front, Large open-top back pockets, and a tool strap on right back. The pants have double knees of self fabric, removable 6mm Neoprene knee pad inserts; and a double seat of self fabric. Bottom hems have openings for draw cords.
POCKETS	<ul style="list-style-type: none"> • Front pocket openings have self fabric facings and extra reinforcements on knife clippings area. Pocket openings are firmly bar tacked on both ends. Pocket bags are made of durable Poly/Cotton blend and they are extra deep. Pocket bags are finished clean inside the pant and double stitched for heavy duty. • Cargo pockets have large flaps and Velcro closure. • Knife pocket is lined with extra durable Cordura Nylon. The pocket has gussets on sides and a large flap with Velcro closure; it accommodates a phone. • Back Pockets are formed of self fabric. They are extra large with large open top. The top has Velcro closure. Opening has extra reinforcement on the side seam side; both ends are firmly cross-bar tacked.
SEAMS & STITCHING	<ul style="list-style-type: none"> • Seams are durable with 10 stitches per inch and extra heavy 5-thread construction. • Top stitching are non-raveling lock stitching. Side seams, seat seam and front rise have two-needle top stitching. Crotch point is bar tacked. Fly outline, had pocket openings, all pocket flaps, knee patches and seat patch have double needle top stitching. Cargo pockets are attached with double needle top stitching. Belt loops are bar tacked on all corners. Cargo pocket openings are bar tacked and flaps are cross bar tacked. Back pocket openings are cross bar tacked. All Velcro pieces are attached with box stitching
LABELS	The woven logo label, care label, size label, country of origin label and fiber content are permanently attached to the pants.
CLOSURES	Closures are high quality, proven brand name products. Fly zipper is metallic YKK zipper with auto lock slider. Waist snap is metallic PRYM snaps with extra strong grip. Inside fly button is cross tacked.

6. PATROL JACKETS

FABRIC	Outershell: Travis Mills #7450 100% Nylon Supplex (equal or better) Removable Lining: 104x86 Thread Count, 70 Denier Nylon Taffeta or equal Color: Dark Navy Thinsulate by 3M quilted 200-gram body with 100-gram sleeve or equal. 100 % Nylon taffeta, thread counts 104x86 or equal
DESIGN	The jacket shall be a full cut, waist length model with (two-way zipper front, Thinsulate zip-in/zip-out liner, shirred waistband, and zippered side vents. Coat construction shall be used throughout the body and sleeves being fully lined
BODY DETAIL	The front shall be plain with patch pockets, flaps and badge tab. The inside facings shall be made of outer fabric and are to be sewn on top of the nylon lining which extends to the front edge of the jacket. There shall be a one piece back designed with the Articulated Gusset for full freedom of movement. There is to be a separate 2- 1/2" shirred waistband with 2- 1/2" heavy duty elastic. The entire waistband is to be shirred with the exception of an area 5 3/4" on either side of the front opening. There shall be side zipper entry on both side seams, approximately 11" in length and secured by a nylon zipper and elasticized snap closure. The shoulders shall have pads. A self goods reinforcement strip, approximately 3", shall be sewn on the inside of the jacket joined at the top of the waistband and extending from side to side.
INSIDE DETAIL	On the left side of the coat, there shall be a gun pocket installed on the permanent lining to accept a small frame handgun. The gun pocket shall have a minimum opening of 4 1/2" and be a minimum of 6" deep. The gun pocket shall be furnished with a strap and snap closure. Bartacks shall reinforce the opening. There shall be two cut-in pockets on the left and right sides measuring approximately 5 1/4" wide and 6" deep. There shall be a strap and snap on the lining of each sleeve end for attaching the zip in liner. The bottom of the coat on the inside shall have a 4" piece of outer shell material between the waistband and the inner taffeta lining to guard against wear from the inside.
SLEEVES	The sleeves shall be one piece set in with a single needle machine. The bottom of the sleeve shall have Velcro and elastic for adjustable fit. The cuff itself should measure 1 7/8" in width. DEPARTMENT PATCH MUST BE SEWN ON BOTH SLEEVES ON THE SHOULDERS
POCKETS	There shall be two patch pockets with 1 1/2" box pleats, finishing approximately 6 1/2" wide and 7 3/8" deep. Flaps shall be scalloped and self lined, measuring 6 3/4" wide and 3 3/8" long at center and 3" long at each end. They shall close with Velcro on the side points and with a centered buttonhole. The pockets shall be lined with pocketing material with an opening of approximately 5 1/2" on the side. The left patch pocket is to have a 1 1/2" pencil opening at the top of the flap. Both the pockets and the flaps are to be bartacked. Flaps are too interlined
COLLAR	The standup collar shall be made using self material and shall be interlined with Pellon. There shall be an option of a detachable hood and fur collar using Orlon pile. This collar and hood are to be attached to the permanent collar with buttons.
EPAULETS	The epaulets shall be made of self goods. They shall be sewn into the sleeve head seam, "X" stitched and tacked to the jacket at the neck.
SIZES	Jackets must be available small through XXL and larger
BADGE TAB	The badge tab shall be made of the outer fabric lined with pocketing fabric, and shall measure 2" tall by 1" wide. The first eyelets is 1/2" down from the top finished edge and the second is 1/2" up from the bottom finished edge. The eyelets are spaced 1" apart from center to center. The badge tab shall be centered 2 1/2" above the left flap pocket.
ZIPPER	There shall be an YKK #5, two-way molded nylon zipper in the front and an 11" nylon zipper on each side vent.

EXHIBIT "A"
HIDALGO COUNTY
"PURCHASE OF UNIFORMS AND ACCESSORIES FOR ALL COUNTY LAW ENFORCEMENT AGENCIES"
BID NO: 2009-068-07-15-SMA
SPECIFICATIONS/REQUIREMENTS, TERMS & CONDITIONS

BUTTONS & SNAPS	The pocket flaps and epaulets shall be secured with 24 ligne metal buttons. The front fly and size zipper tabs shall be secured by high impact, non-reflective, non-glare, scratch resistant snaps.
THREAD	All sewing is to be done with polyester core thread or 100% spun polyester thread.
SIZE TAG & CARE INTRUCTIONS	Each jacket shall have a sewn-in woven size label. There shall also be a printed label with care instructions. Each coat shall be marked with lot number, size fiber content and WPL number.
WARRANTY	Garments shall have a one year warranty against workmanship against workmanship or fabric defects.
EMBLEMS/PATCHES	Emblems are to be sewn on both shoulders with a 4 1/2" emblem 80% embroidery with plastic backing. Emblem are to be included in the price of the jacket

*Jackets must have a removable liner to make it into a wind breaker

VI. HIDALGO COUNTY SHERIFF'S OFFICE – UNIFORMS

1.	RAINCOATS: Yellow/Gold With Screen Print Black Lettering On Back(Neese – Equal Of Better) With Detachable Hood 3 inch Reflective Lettering in either "Detention Officer" or "Sheriff" per request Sizes Small to 6X Large Slash Through pickets
2.	GLOVES: (Hatch) Frisk Master Fm 2000 Gloves With Spectra (Equal Or Better) Premium Leather shell 100% Spectra Knit Liner Twice the cut resistance of Kevlar Sizes X-Small to 2Xlarger Elastic around glove wrist to hold cuff secure on hand
3.	COVERALLS: (TYVEK) Personal Protection Coveralls With Attached Hood, And Booties (Equal Or Better) Color White and Yellow Sizes Small to 3XLarge Protective barrier against particulates and liquid splashes Front zipper closure and elastic wrists
	3a. Polypropylene Disposable Coveralls, Long Sleeve Tops, Pants Polypropylene lightweight, spun bound 1.25 oz. material weight, Porous, breathable, economical and disposable <ul style="list-style-type: none"> • <u>Coveralls</u> with collar and zipper, color and snap closures, color navy blue, sizes x-small to 5 x-large • <u>Long Sleeve shirts</u> with collar and snap closures, color navy blue, sizes x-small to 5 x-large • <u>Pants</u> with elastic waist, Color navy blue, Sizes x-small to 5 x-large
4.	CUSTODIAN AND MAINTENANCE TEMPORARY KHAKI WORK SHIRTS Dickies (or equivalent) Short & Long Sleeve Khaki Work Shirt # 1574KH Visa Stain release finish, Extra Long tail, Colors match traditional Work Pants 5 oz. Twill (65% Polyester / 35% Cotton) Sizes Small to 5XLarge Men and Female Sizes
5.	TRADITIONAL WORK PANTS (SHERIFF DEPARTMENT) Dickies (or equivalent) 8 1/4 oz twill (65% Polyester/ 35% Cotton) Permanent crease, tunnel belt loops. No roll waistband lock stitched hem, stain release finish. Men Sizes 26" waist unhemmed to 60" waist unhemmed Colors: Dark navy, khaki, & black
6.	WOMEN'S FLAT FRONT PANTS (SHERIFF DEPARTMENT) Easy care, Durable 2x1 twill. 1 1/2" waistband, stain release finish, single right back pocket w/ button closure, two front quarter pockets. Hook & eye front closure, 7 oz twill mechanical stretch, 65% Polyester/ 35% Cotton Women sizes 2 unhemmed to 26 unhemmed Color: dark navy, khaki, and black
7.	SCRUBS (SHERIFF DEPARTMENT) Cargo type shirt and pant, male and female sizes x-small to 6 x-large. <ul style="list-style-type: none"> o <u>Pants</u> in regular length, and extra long lengths. o <u>Top</u> with 3 pocket (1 breast, and 2 kangaroo pockets). o <u>Bottoms</u> with 5 pockets (2 front side pockets, 1 rear back pocket and 2 cargo thigh pockets). o <u>Bottoms</u> with elastic waist band and draw string, 65% polyester & 35% cotton o <u>Colors:</u> dark navy, burgundy, dark green
8.	RAIN BOOTS Norcross Servus 18822-9 - 16" Black Economy Knee Boot (equivalent or better) Seamless molded construction 100% Waterproof Anti-Skid outside and heel Reinforced construction at critical stress points

EXHIBIT "A"
HIDALGO COUNTY
"PURCHASE OF UNIFORMS AND ACCESSORIES FOR ALL COUNTY LAW ENFORCEMENT AGENCIES"
BID NO: 2009-068-07-15-SMA
SPECIFICATIONS/REQUIREMENTS, TERMS & CONDITIONS

	<p>Foot Form contour Inside Electrical hazard, non-marking, slip resistant Men sizes: 6-13 Women sizes: 6-11</p>
9.	WATERPROOF SAFETY TOE BOOT
	<p>Safety toe, electrical hazard, non-marking, slip resistant, waterproof Men sizes: 7-13 Women sizes: 7-11</p>
10.	WATERPROOF SAFETY TOE SHOE
	<p>Safety toe, electrical hazard, non-marking, slip resistant, waterproof Men sizes: 7-13 Women sizes: 7-11</p>
11.	BDU (BATTLE DRESS UNIFORMS) STYLE PANT:
	<p>Tan, Dark Brown, Black and Silver Grey (or color closest to the existing uniform) If the color varies distinctly from the existing uniform it will not be considered. This is done to keep the appearance of uniformity.</p> <p>65 % Polyester 35 % cotton rip stop only</p> <p>Pants must have:</p> <ul style="list-style-type: none"> Adjustable waist tabs Two (2) front pockets Two (2) rear pockets Two (2) large button down bellows leg pockets Reinforced seat and knees All seams double stitched Drawstring ankle ties <p>Pants must come in both regular and long lengths. The sizes of BDU'S used are: X-SMALL, SMALL, MEDIUM, LARGE, X-LARGE, XX-LARGE, XXX-LARGE, and XXXX-LARGE.</p> <p>Note: Shrinkage allowance must be minimal on pant and contain washing care instructions. Material must be machine washable and able to be ironed.</p>
12.	BDU (BATTLE DRESS UNIFORM) STYLE SHIRT:
	<p>Tan and Dark brown (or color closest to the existing uniform) If the color varies distinctly from existing uniform color in will not be considered. This is done to keep the appearance of uniformity.</p> <p>65 % Polyester 35 % cotton rip-stop only</p> <p>Shirts must have:</p> <ul style="list-style-type: none"> Four (4) below style pockets Reinforced elbows Adjustable button tab cuffs Button down front Double stitched seams <p>SHOULDER PATCH: Vendor shall supply with patches already attached to both sleeves. The standard department patch should be sewn on each sleeve. The sleeve patch must be of the same design currently used and same color scheme. Tan BDU shirt have the oval gold/brown patch on both sides of the upper arm area. Black BDU Shirt have the oval silver/black patch on both sides of the upper arm area. Silver/grey BDU shirt have the oval silver/black patch on both sides of the upper arm area. Chocolate brown BDU shirt have the oval gold/brown patch on both sides of the upper arm area. Purchased shirts must come with the patches attached. This cost must not be an additional charge.</p> <p>BADGE PATCH: A circular design that uses the same badge design as on shoulder patch. Tan BDU shirts have the round gold/brown patch in front chest area. Black BDU shirts have the round silver/black patch in front chest area. Silver/Grey BDU shirts have the round silver/black patch in front chest area. Chocolate Brown BDU shirts have the round gold/brown patch in front chest area. The chest patch must be sewn onto the shirt. SILK SCREEN IMAGES WILL NOT BE ACCEPTED.</p> <p>SHOULDER AND BADGE PATCHES WILL BE AVAILABLE AT THE PRE-BID CONFERENCE TO ILLUSTRATE AND CLARIFY BID SPECIFICATIONS CONCERNING PATCH DESCRIPTIONS ON BID.</p> <p>Shirts must come in both regular and long cuts. BDUs sizes: X-SMALL, SMALL, MEDIUM, LARGE, X-LARGE, XX-LARGE, XXX-LARGE, and XXXX-LARGE.</p> <p>Note: Shrinkage allowance must be minimal on pant and contain washing care instructions. Material must be machine washable and able to be ironed.</p>
13.	BDU SHIRT S.E.R.T. OFFICER (BATTLE DRESS UNIFORM)

EXHIBIT "A"
HIDALGO COUNTY
"PURCHASE OF UNIFORMS AND ACCESSORIES FOR ALL COUNTY LAW ENFORCEMENT AGENCIES"
BID NO: 2009-068-07-15-SMA
SPECIFICATIONS/REQUIREMENTS, TERMS & CONDITIONS

	<p>COLOR Black (or color closest to the existing uniform) If the color carries distinctly from existing uniform color in will not be considered. This is done to keep the appearance of uniformity.</p> <p>65 % Polyester 35 % cotton ripstop only</p> <p>Shirts must have: Four (4) below style pockets Reinforced elbows Adjustable button tab cuffs Button down front Double stitched seams</p> <p>SHOULDER PATCH ON BOTH SLEEVES: Vendor shall supply with patches already attached to both sleeves. The standard department patch should be sewn on each sleeve. The sleeve patch must be of the same design currently used and same color scheme. The patch has silver lettering and trim on a dark black background. The shirts bought must come with the patches attached. This cost must not be an additional charge.</p> <p>BADGE PATCH: A circular design that uses the same badge design as on shoulder patch (silver star with dark black backing). The chest patch must be sewn onto the shirt. Silk screen images <u>will not</u> be accepted. <u>Shoulder patches and badge patches will be available at the Pre-Bid Conference to illustrate and clarify bid specifications concerning patch descriptions on Bid.</u></p> <p>Shirts must come in both regular and long cuts. The sizes of the BDU's used are: X-SMALL, SMALL, MEDIUM, LARGE, X-LARGE, XX-LARGE, XXX-LARGE, and XXXX-LARGE</p> <p>Note: Shrinkage allowance must be minimal on pant and contain washing care instructions. Material must be machine washable and able to be ironed.</p>
14.	BDU SHIRT (BATTLE DRESS UNIFORM)
	<p>Proper (equal or better) 65% Polyester, 35% Cotton "RIPSTOP" MATERIAL</p> <p>COLOR Silver gray (or color closest to the silver gray of existing uniforms) Shirts must come in both regular and long lengths (torso). The size of the B.D.U.'S used is small to 6 x-large</p> <p>SHIRT OPTION 1 Four (4) Below Style Pockets Reinforced Elbows Adjustable Button Tab Cuffs Button Down Front Double Stitched Seams Small To 6 X-large</p> <p>SHIRT OPTION 2 Two (2) Style Pockets Reinforced Elbows Adjustable Button Tab Cuffs Button Down Front Double Stitched Seams Small To 6 X-Large</p> <p>Shoulder Patch On Both Sleeves: Vendor shall supply patches already attached to both sleeves. The standard office patch should be sewn on each sleeve. The sleeve patch must be of the same design currently used and same color scheme. The patch has silver lettering and trim on a black background. The shirts bought must come with the patches attached. This cost must not be an additional charge.</p> <p>Badge Patch: a circular design that uses the same badge design as on shoulder patch (Silver Star With Black Backing). Patch Must Read "SHERIFF'S OFFICE". The chest patch must be sewn onto the shirt. Silk screen images will not be accepted.</p>
15.	INVESTIGATOR RAID JACKETS
	<p>Brown/Black Nylon coach's jacket with white light lining Outer shell 100% nylon taffeta Fully lined with polyester brushed tricot Snap front Drawstring bottom Elastic Cuffs Sizes from Small to 6X-Large Screen-printed with yellow and/or white ink /embroidering of badge or upon request reflective material Printing and jacket must match exactly what we currently have</p>

EXHIBIT "A"
HIDALGO COUNTY
"PURCHASE OF UNIFORMS AND ACCESSORIES FOR ALL COUNTY LAW ENFORCEMENT AGENCIES"
BID NO: 2009-068-07-15-SMA
SPECIFICATIONS/REQUIREMENTS, TERMS & CONDITIONS

SCREEN PRINT OPTION 1

Hidalgo County Sheriff's Office badge logo on left breast side or upon request embroidered and on the right breasts the embroidering of the department, agency or bureau. "POLICE" and/or "SHERIFF" across the front of (horizontal) jacket in 4" letters and below Hidalgo County Sheriff's Office in 1" letters. "POLICE" and/or "SHERIFF" on both sleeves (vertical) in 2" letters

Printing on back of jacket must be centered

BACK: SHERIFF'S.....4" letters
OFFICE.....1" letters
POLICE.....4" letters

SCREEN PRINT OPTION 2

Front and sleeves exactly the same as option 1

BACK: SHERIFF'S.....4" letters
NARCOTIC UNIT.....1" letters
POLICE.....4" letters

Must include following listed units and any other unit that is developed;

GANG UNIT.....4" letters
LINEBACKER UNIT.....4" letters
PUBLIC INTEGRITY.....4" letters

16. SAFETY VESTS, BREAK-AWAY HIGH VISIBILITY

Traffic vest must meet ANSI (American National Standards Institute) / ISEA (International Safety Equipment Association) 107 compliance class 2 or better.

COLOR:

Fluorescent Yellow

SHELL FABRIC:

3.7 oz. per square yard, 100% Polyester heavy denier tricot mesh. (Color: see specified garment color).

TRIM:

- a) Binding: 100% nylon plain weave taffeta (Color: black), 100% polyester plain weave taffeta (Color: fluorescent yellow)
- b) Hook and loop: woven nylon base (Color: fluorescent yellow).
- c) Eyelets: aluminum, black enamel finish.
- d) Ribbon: 2.5-inches grosgrain. (Color: black)
- e) Reflective trim: 2.0 inch wide, 3M Scotchlite silver reflective fabric.

DESIGN AND CONSTRUCTION:

- a) Full Cut Vest.
- b) High contrast Scotchlite striping.
- c) Pen/penlight openings.
- d) Microphone tabs on each shoulder.
- e) Fully Adjustable waist.
- f) "Break Away" shoulder and side access.

CUSTOMIZATION:

- a) Sheriff lettering in Schotchlite on front and back vest.
- b) Badge tab.

STANDARD SIZE RANGE:

Unisex sizing:

- a) Regular: SM - M
- b) L - XL
- c) 2XL - 6XL

MEASUREMENTS:

Regular Length Size: L - XL

- a) Center Front: 21.625
- b) Center Back: 28.5
- c) Across Chest: 18.5
- d) Across Back: 19.5

17. LONG SLEEVE SHIRT COLOR: SILVER TAN

SHELL FABRIC

10.25-10.75 oz. per linear yard plain weave, 2-ply warp, single-ply filling, 75% Dacron polyester / 25% worsted wool with 10-12% mechanical filling stretch. Machine washable and dry cleanable worsted wool blend provides user comfort, uniform appearance, durability, and easy care. (Color: see specified garment color)

EXHIBIT "A"
HIDALGO COUNTY
"PURCHASE OF UNIFORMS AND ACCESSORIES FOR ALL COUNTY LAW ENFORCEMENT AGENCIES"
BID NO: 2009-068-07-15-SMA
SPECIFICATIONS/REQUIREMENTS, TERMS & CONDITIONS

TRIM

Lining: 100% Polyester Satin or 100% Polyester Taffeta
 Interlining: Small Parts: 100% polyester, Front Placket: 50% Polyester 50% Cotton
 Hook and loop: Woven Nylon base
 Buttons: melamine, 20 ligne, matching shell fabric

DESIGN AND CONSTRUCTION

Long sleeve uniform shirt
 5 crease military style with permanent silicone adhesive creases
 Top fused, banded dress collar
 Mitered, pleated pockets with scalloped flaps, pencil opening in left pocket, hook and loop closure
 Collar stand and yoke lined with polyester taffeta or satin
 2 button adjustable cuffs
 Epaulets
 Badge eyelets with internal support strap
 Extra long shirt tails

CUSTOMIZATION

EMBLEMS

The department patch must be of the same design and color scheme currently in use by the Hidalgo County Sheriff's Department. The oval patches have gold lettering and trim on a dark brown background and is placed on both sides of the upper arm areas. The bidder are encouraged to attend the pre-bid conference for exact design and size of patches. Each shirt must come with a patch sewn onto each sleeve (Two patches per shirt).
 Name Tab
 Zipper Front
 Metal Buttons on epaulets and pocket flaps

SHOULDER STRAPS

The shoulder straps shall be pointed at the end toward the neck of the shirt. The other end shall be sewn in sleeve head seam. The open ends shall be fastened with one dark brown button. The straps shall measure 2" at sleeve and taper to 1-3/8". Straps to be set about 1/2" from the collar. Shoulder straps shall be box stitched to shoulders with row of cross-stitching 2" from sleeve head seam. The strap is a piggyback design of dark brown atop gold. The gold measures 2" in width. The dark brown sits atop with a width of 1.875". The gold should show only 0.0625" on both sides of the strap. The Brown and Gold material proposed must match the color scheme currently in use by the Hidalgo County Sheriff's Department

STANDARD SIZE RANGE

Men's:

Body Length Regular: Sleeve Length: 32 sizes 14.5-17
 Body Length Regular: Sleeve Length: 33 sizes 14.5-18.5
 Body Length Regular: Sleeve Length: 34 sizes 15.5-18.5
 Body Length Regular: Sleeve Length: 35 sizes 15.5-19.5
 Body Length Tall: Sleeve Length: 37 sizes 16.5-19.5

Women's: Regular Length: even sizes 32 - 46

Optional Sizes - Men's Short Sleeve and Long Sleeve shirts must be available in Size 20 and 22 if requested.

MEASUREMENTS

Men's: Regular Length: Size 16.5:

Neck 17 (plus or minus 0.5 inches)
 1/2 Chest: 25.25 (plus or minus 0.75 inches)
 Back Length: 32.5 (plus or minus 0.5 inches)

Women's: Regular Length: Size 38

Neck 15.5 (plus or minus 0.5 inches)
 1/2 Chest: 22 (plus or minus 0.75 inches)
 Back Length: 28.5 (plus or minus 0.5 inches)

18. SHORT SLEEVE SHIRT COLOR: SILVER TAN

SHELL FABRIC

10.25-10.75 oz. per linear yard plain weave, 2-ply warp, single-ply filling, 75% Dacron polyester / 25% worsted wool with 10-12% mechanical filling stretch. Machine washable and dry cleanable worsted wool blend provides user comfort, uniform appearance, durability, and easy care. (Color: see specified garment color)

TRIM

Lining: 100% Polyester Satin or 100% Polyester Taffeta
 Interlining: Small Parts: 100% polyester, Front Placket: 50% Polyester 50% Cotton
 Hook and loop: Woven Nylon base
 Buttons: melamine, 20 ligne, matching shell fabric

EXHIBIT "A"
HIDALGO COUNTY
"PURCHASE OF UNIFORMS AND ACCESSORIES FOR ALL COUNTY LAW ENFORCEMENT AGENCIES"
BID NO: 2009-068-07-15-SMA
SPECIFICATIONS/REQUIREMENTS, TERMS & CONDITIONS

DESIGN AND CONSTRUCTION

Short sleeve uniform shirt
 5 crease military style with permanent silicone adhesive creases
 Top fused, convertible sport collar
 Mitered, pleated pockets with scalloped flaps, pencil opening in left pocket, hook and loop closure
 Back collar and yoke lined with polyester taffeta or satin
 Epaulets
 Badge eyelets with internal support strap
 Extra long shirt tails

CUSTOMIZATION

Emblems - The department patch must be of the same design and color scheme currently in use by the Hidalgo County Sheriff's Department. The patch has gold lettering and trim on a dark brown background. Bidders are encouraged to attend the pre bid conference for exact design and size of patches. Each shirt must come with a patch sewn onto each sleeve (Two patches per shirt).

Name Tab

Zipper Front

Metal Buttons on epaulets and pocket flaps

Shoulder Straps - The shoulder straps shall be pointed at the end toward the neck of the shirt. The other end shall be sewn in sleeve head seam. The open ends shall be fastened with one dark brown button. The straps shall measure 2" at sleeve and taper to 1-3/8". Straps to be set about 1/2" from the collar. Shoulder straps shall be box stitched to shoulders with row of cross-stitching 2" from sleeve head seam. The strap is a piggyback design of dark brown atop gold. The gold measures 2" in width. The dark brown sits atop with a width of 1.875". The gold should show only 0.0625" on both sides of the strap. The Brown and Gold material proposed must match the color scheme currently in use by the Hidalgo County Sheriff's Department

STANDARD SIZE RANGE

Men's: Regular Body: 14.5-19.5

Women's: Regular Length: even sizes 32 - 46

Optional Sizing - Men's Short Sleeve and Long Sleeve shirts must be available in Size 20 and 22 if requested.

MEASUREMENTS

Men's: Regular Length: Size 16.5:

Neck 17 (plus or minus 0.5 inches)

1/2 Chest: 25.25 (plus or minus 0.75 inches)

Back Length: 32.5 (plus or minus 0.5 inches)

Women's: Regular Length: Size 38

Neck 15.5 (plus or minus 0.5 inches)

1/2 Chest: 22 (plus or minus 0.75 inches)

Back Length: 28.5 (plus or minus 0.5 inches)

19. FOUR POCKET TROUSER COLOR: SILVER TAN

SHELL FABRIC

14.0- 14.5 oz. per linear yard serge weave 75% Dacron polyester / 25% worsted wool with 10 - 12% mechanical filling stretch. Machine washable and dry cleanable worsted wool blend provides user comfort, uniform appearance, durability, and easy care. (Color: see specified garment color)

TRIM

Pocketing: 50/50 polyester cotton (twill, not less than 4.1 oz. Sq. yd)

Interlining: polyester non-woven.

Binding: polyester/cotton bias cut.

Waistband: polyester, spandex, nylon blend with double strip of silicone shirt grip.

Stretch edge control.

Fly zipper: nylon coil #5 with auto lock slider.

Hook and eyes: nickel-plated.

Buttons: melamine, 22 ligne, matching shell fabric.

DESIGN AND CONSTRUCTION

Front quarter pockets and inverted double cord hip pockets with button tabs.

All pocket secured with bartacks.

Wide stretch waistband with fly tab.

Interlined wide belt loops inserted in bottom of waistband and tacked at top.

Double hook and eye closure.

Quarter linings in front quarters.

Outlets in waistband (back) and thigh inseam.

Tandem needle seat seam.

Scat, inseam, and out seams pressed open.

10-12 stitches per inch (all seams).

Permanent silicone adhesive creases front and back.

EXHIBIT "A"
HIDALGO COUNTY
"PURCHASE OF UNIFORMS AND ACCESSORIES FOR ALL COUNTY LAW ENFORCEMENT AGENCIES"
BID NO: 2009-068-07-15-SMA
SPECIFICATIONS/REQUIREMENTS, TERMS & CONDITIONS

CUSTOMIZATION

Windproof breathable liner.

Striping - Stripe will be attached to the side of the pant. The stripe will start at the bottom seam of the pocket and run the length of the pant. The stripe has an overall width of 0.75". The stripe is a piggyback design of dark brown atop gold. The dark brown portion should be no wider than 0.5" and the gold should be 0.75" in total width with only 0.125 of an inch showing on either side of the dark brown. The Brown and Gold material proposed must match the color scheme currently in use by the Hidalgo County Sheriff's Department
Hemming.

STANDARD SIZE RANGE

Men's: Regular Length: even waist sizes 28 - 54; odd sizes 31 - 39

Women's: Regular Length: even dress sizes 6 - 24

Optional Sizes - Trouser sizes for men must be available from 48 to 54 in addition to what was specified. Pants must be available in long stride if requested.

MEASUREMENTS

Men's: Regular Length: Waist Size 36:

1/2 Waist: 18 (plus 0.25 inch)

Seat: 24 (plus or minus 0.25 inches)

1/2 Knee 10.875 (plus or minus 0.25 inches)

1/2 Bottom Leg 8.75 (plus or minus 0.25 inches)

Inseam: 37 (plus or minus 0.50 inches)

Out seam: 46.25 (plus or minus 0.50 inches)

Front Rise: 10.375 (plus or minus 0.25 inches)

Back Rise: 16.875 (plus or minus 0.25 inches)

Women's: Regular Length: Dress Size 12

1/2 Waist: 15.25 (plus 0.25 inch)

Seat: 22.625 (plus or minus 0.25 inches)

1/2 Knee 10.125 (plus or minus 0.25 inches)

1/2 Bottom Leg 8.5 (plus or minus 0.25 inches)

Inseam: 35.875 (plus or minus 0.50 inches)

Out seam: 45.875 (plus or minus 0.50 inches)

Front Rise: 11.625 (plus or minus 0.25 inches)

Back Rise: 15.25 (plus or minus 0.25 inches)

20. TACTICAL OUTERSHELL POINT BLANK R 20 D (equal or better)

Carrier is designed to be worn externally to other clothing and shall not only provide a means of wearing armor but also provide a load carrying capabilities. The exterior of the garment shall provide removable identity both front and back. Identity shall be three (3) inches high and read "POLICE/SHERIFF" lettering. The front of the carrier shall provide five pockets to carry equipment such as, but not limited to, mini flash lights, side arm magazines, handcuffs and communication equipment. Two web shoulder straps, one on each shoulder shall provide a location to attach communication equipment or badges. The interior shall provide a means of ballistic panels within the carrier. A cummerbund shall be adjustable and close at the front. Side closure shall be accomplished with a combination elastic and Velcro system.

Rear (Back) lettering panel combination of lettering must be 3 to 5" lettering in two rows.

OPTIONS

Yellow/White "Police" Identity

Yellow/White "Sheriff" Identity

Or any other combination wording

SIZES

Small to 6 x-large

Note: Vest must meet all requirements of NIJ Standard 0104.04.

MATERIAL

- Hook and pile fastner tapes shall conform to the requirements of the Velcro manufacture, style h88 and I1000 (equal or better).
- The outer shell material shall be 420 denier nylon with a water repellent urethane coating.
- The elastic for the side closures straps shall be approximately eight (8) inches wide and of good commercial quality.

COLOR

Color shall be navy, black, camouflage and or dark green.

21. COLD WEATHER (WATERPROOF/BREATHABLE) JACKETS (FORCE 10 JACKET) (equal of better)

Waist length duty jacket with weatherproof windproof/waterproof/breathable system, zipper front, zipper fly, pleated two-way pockets, adjustable cuffs, shirt collar style, and zippered side vents with elasticized side tabs. Removable thermal liner. Color in Navy or Brown.

EXHIBIT "A"
HIDALGO COUNTY
"PURCHASE OF UNIFORMS AND ACCESSORIES FOR ALL COUNTY LAW ENFORCEMENT AGENCIES"
BID NO: 2009-068-07-15-SMA
SPECIFICATIONS/REQUIREMENTS, TERMS & CONDITIONS

FABRIC/MATERIALS

OUTER SHELL:

Extreme all weather laminate technology fabric. Two layer laminated construction with 3-ply supplex Supreme face fabric. 100% nylon Supplex 70 denier in the warp and in the filling, plain weave, 3-ply thread construction.
The fabric shall have a minimum non-coated weight of 3.5 ounces per square yard with a thread count of 154 in the warp and 62 in the filling (+/- 10%).
The fabric shall have a good color fastness and crocking.
The fabric shall have to maintain a Mullens Hydrostatic rating of 75 psi during the five (5) year guaranteed life of the jacket. Any jacket tested by the Equipment Services Section that fails to remain at 75 psi shall be repaired or replaced by the vendor at the vendor's expense.

LINING FABRIC:

Black nylon taffeta lining. Plain weave, 70-denier nylon type 66 continuous filament yarns with 34 filaments, melting point 455 degree Fahrenheit. The fabric shall have a minimum weight of 1.80-ounces/sq. yard with a thread count of 104 in the warp and 86 in the filling (+/- 2%). The fabric shall have good color fastness and crocking.

Breaking Strength: Warp 125 lbs., Filling 85 lbs (+/- 5%)

Tear Strength: Warp 3.5 lbs., Filling 2.1 lbs (+/- 5%)

Shrinkage: Warp 2%, Filling 2%.

REMOVABLE LINER:

The face of the removable liner shall be 100% nylon taffeta and the inner side shall be 100% nylon tricot, both color black. The thermal batting is to be 7.5-ounce polyester fiber. The stitch pattern is the be 6" diamond.

INTERLINING:

White Pellon C-39

KNITTING:

100% nylon stretch knit, continuous filament yarn 400 denier, with a minimum of 16 wales and 32 courses, rating to light, perspiration and wet/dry cleaning to be a minimum of 4. Wristlet 3 x 6.

FLEECE POCKETING:

Black, fleece.

FASTENERS:

All fasteners shall be as follows or equivalent:

Zippers:

Front zipper, #8, Delrin with 2 sliders.

Liner zipper, #5, Delrin with 1 slider.

Pocket zipper, #2, coil with 1 slider.

Side zipper, #6, coil with 1 slider.

Sleeve zipper, #2, coil with 1 slider.

SNAPS:

The snaps shall 24 linger universal prong snaps that have been oxidized to prevent rusting.

EYELETS:

Black, meta, small.

THREAD:

All thread shall be polyester thread with a wrap with a thirty (30) strength in a fifty (50) size or better.

SEAM TAPE:

Composite seam sealing tape that is compatible to the composite fabric, 7/8" wide.

Elastic:

Natural color, 1 1/2" Bi-swing.

Natural color, 2" Waistband.

Natural Color, 1" Cuff.

BINDING:

Black, 1- 3/4" wide, nylon bias.

VELCRO:

Black, 5/8" wide hook & loop.

METAL BUTTONS:

24 Ligne.

EXHIBIT "A"
HIDALGO COUNTY
"PURCHASE OF UNIFORMS AND ACCESSORIES FOR ALL COUNTY LAW ENFORCEMENT AGENCIES"
BID NO: 2009-068-07-15-SMA
SPECIFICATIONS/REQUIREMENTS, TERMS & CONDITIONS

BUTTON RINGS:

Silver rings.

DESIGN FEATURES:

FRONT:

There is to be a front zipper that shall run from the bottom of the jacket to the neck collar seam with a two-way zipper. Under the zipper and offset on the facing shall be a 1-1/2" wide zipper fly, which runs the full length of the front to stop water and other liquids. There shall be a two-way compartment pleated pockets that shall be placed 2" above the waistband. There shall be a badge holder above the left flap, made of shell fabric with two small black metal eyelets set 1-1/8" apart. The holder is to be 1" by 2-1/4", centered over the pocket flap, at chest height.

POCKETS:

Pockets to measure 7-1/2" wide by 8" deep; left to measure 1-1/2". Muff pockets shall be formed under each pocket with a 5-3/4" opening on the sleeve side. Pockets are to close with scalloped flaps that measure 2-1/2" at the points and 3-3/8" at the center. Flaps are to be held down with Velcro loops at the flap corners. 24 ligne metal buttons to be attached with rings at the center point through a buttonhole. A separate pencil pocket shall open between the left flap and pocket.

COLLAR:

The collar is to be cut in a shirt collar style with a collar stand. The collar is to measure 3-1/2" at the points and 4" at the center. Collar to be interlined but not zigzag stitched. There shall be a hanger made out of the outer shell fabric that is set at the center of the neck collar seam.

BACK DESIGN:

The back shall be a plain full cut back with an elasticized waistband that extends to the zippered side vents. The front waistbands shall have a plain section 5" from the front zipper and shirred with elastic to the zippered side vents. The waistband shall measure 2-1/2" wide.

SLEEVES:

The sleeves shall be a one-piece design with elasticized adjustable cuffs.

ADJUSTABLE CUFFS:

The cuff shall be a one-piece design made out of self-material and shall measure 1-3/4" wide. The top half of the cuffs shall have a heavy-duty 1-1/2" wide elastic stretched and sewn with double needle stitch. There shall be cuff tabs that measure 1-1/4" wide and taper to 3/4" wide, 3-1/2" long with a large snap (male portion). There shall be two large snaps (female portion) set 2" apart for cuff adjustments.

EPAULETS:

There shall be epaulets set on the shoulders and sewn into the shoulder and sleeve seam. The epaulets shall be cross-stitched and shall have a buttonhole. The epaulets are to measure 2-1/4" at the shoulders and 2" at the points. The epaulets shall be interlined. The epaulets shall be back tacked to the shoulder neck seam. The epaulets are to fasten with a 24-ligne metal button with a button ring through the buttonhole.

SIDE VENTS:

The zippered side vents are to be finished with a coil #6 size 10" long zipper with a reversible slider. There shall be side tabs made out of the self-material set to the bottom back vent, which will be elasticized with a 1" elastic. The side tab shall have a snap (male portion) and shall snap across the bottom vent of the waistband with a snap (female portion) set on the front and back of the zippered side vent. The side tab shall measure 1" by 3" long.

LINING:

The jacket is to be fully lined with nylon taffeta. There is to be a patch pocket made out of the outer shell fabric placed on the left side. It is to have a 6" zipper opening and to measure 7" x 7-1/2". The lining sleeves shall be a one-piece design with a sleeve zipper to allow emblems and embroidery applied without affecting water-proofness and contamination. There shall be a shell reinforcement panel sewn into the neck seam to secure the liner with a 24 ligne snap. The panel shall measure approximately 4" in width and in length. This panel shall also have the brand label and the permanent size labels sewn on.

FACINGS:

The facings are to be made out of outer shell fabric. The facings are to measure approximately 1-1/4" wide and shall be as long as the front length, not including the waistband. The liner attaching zippers are to be placed on the facings.

REMOVABLE LINER:

The removable thermal liner is to have a body and sleeve insulation. The cuffs are to be held in place with metal snaps. In the neck area there will be a black knit collar and a large metal snap. The liner will be attached to the jacket with #5 delrin zippers, 18" long, set on the front facings. Under the armholes will be a 4" by 12" knit gussets for movements. There shall be knit wristlets and large metal snaps at the cuff area for attachment. There will be 5-3/4" vents at the bottom of the seams. The quilt parts will be bound with 1-3/4" black nylon bias binding. There shall be one patch pocket on the left side.

LABELS:

Each jacket shall have a permanent brand label, a care instruction label, ID label and permanent size labels.

EXHIBIT "A"
HIDALGO COUNTY
"PURCHASE OF UNIFORMS AND ACCESSORIES FOR ALL COUNTY LAW ENFORCEMENT AGENCIES"
BID NO: 2009-068-07-15-SMA
SPECIFICATIONS/REQUIREMENTS, TERMS & CONDITIONS

CUSTOMIZATION:

EMBLEMS

The department patch must be of the same design and color scheme currently in use by the Hidalgo County Sheriff's Department. The patch has gold lettering and trim on a dark brown background. The bidders are encouraged to attend the pre-bid conference for exact design and size of patches. Each shirt must come with a patch sewn onto each sleeve (Two patches per shirt).

Name Tab

Zipper Front

Metal Buttons on epaulets and pocket flaps

SHOULDER STRAPS

The shoulder straps shall be pointed at the end toward the neck of the shirt. The other end shall be sewn in sleeve head seam. The open ends shall be fastened with one dark brown button. The straps shall measure 2" at sleeve and taper to 1-3/8". Straps to be set about 1/2" from the collar. Shoulder straps shall be box stitched to shoulders with row of cross-stitching 2" from sleeve head seam. The strap is a piggyback design of dark brown atop gold. The gold measures 2" in width. The dark brown sits atop with a width of 1.875". The gold should show only 0.0625" on both sides of the strap. The Brown and Gold material proposed must match the color scheme currently in use by the Hidalgo County Sheriff's Department

HANGTAGS

MEASUREMENTS

SIZING:

The manufacturer shall be capable of providing all sizes for men and women. Including any special size requirements. The manufacturer shall have a company representative or authorized dealer available to assist with the fittings of the garments at no additional cost.

The following sizes have been established.

Size Chart:

SIZE	FINISHED CHEST	BACK LENGTH	SLEEVE INSEAM
SMALL (36-38)	48	26	20
MEDIUM (40-42)	52	26	20
LARGE (44-46)	56	26	20
X-LARGE (48-50)	60	26	20
XX-LARGE (52-54)	64	26	20
XXX-LARGE (56-58)	68	26	20
XXXX-LARGE (60-62)	72	26	20
TOLERANCES	+/- 1"	+/- 1/2"	+/- 1/2"
LONG LENGTH	+/- 1"	+ 1"	+ 1"
X-LONG LENGTH	+/- 1"	+ 2"	+ 2"

22. TACTICAL PANTS (5.11 Tactical 74251) equal or better

FABRIC

100 % Cotton Tactical Canvas, 8.5 oz , 73x40/10x10, Pant weight

POCKETING

80% Polyester 20% Cotton T/C, tightly woven poplin

SIZE

Pants must be available in Regular, Short, Long and X-Large Long, from stock (28 – 60)

COLOR

Charcoal, Brown, Black, Coyote Brown, Grey, OD Green Khaki, Tundra, Walnut, Fire Navy, Sage.

FEATURES & BENEFITS

Self adjusting action waist with elastic sides; 7 belt loops and a DORing; Deep front pockets; cargo pockets with flaps; phone pocket on right front, Large open-top back pockets, and a tool strap on right back. The pants have double knees of self fabric, removable 6mm Neoprene knee pad inserts; and a double seat of self fabric. Bottom hems have openings for draw cords.

POCKETS

- Front pocket openings have self fabric facings and extra reinforcements on knife clippings area. Pocket openings are firmly bar tacked on both ends. Pocket bags are made of durable Poly/Cotton blend and they are extra deep. Pocket bags are finished clean inside the pant and double stitched for heavy duty.

EXHIBIT "A"
HIDALGO COUNTY
"PURCHASE OF UNIFORMS AND ACCESSORIES FOR ALL COUNTY LAW ENFORCEMENT AGENCIES"
BID NO: 2009-068-07-15-SMA
SPECIFICATIONS/REQUIREMENTS, TERMS & CONDITIONS

	<ul style="list-style-type: none"> • Cargo pockets have large flaps and Velcro closure. • Knife or cell phone pocket is lined with extra durable Cordura Nylon. The pocket has gussets on sides and a large flap with Velcro closure; it accommodates a phone. • Back Pockets are formed of self fabric. They are extra large with large open top. The top has Velcro closure. Opening has extra reinforcement on the side seam side; both ends are firmly cross-bar tacked. <p><u>SEAMS & STITCHING</u></p> <ul style="list-style-type: none"> • Seams are durable with 10 stitches per inch and extra heavy 5-thread construction. • Top stitching are non-raveling lock stitching. Side seams, seat seam and front rise have two-needle top stitching. Crotch point is bar tacked. Fly outline, had pocket openings, all pocket flaps, knee patches and seat patch have double needle top stitching. Cargo pockets are attached with double needle top stitching. Belt loops are bar tacked on all corners. Cargo pocket openings are bar tacked and flaps are cross bar tacked. Back pocket openings are cross bar tacked. All Velcro pieces are attached with box stitching <p><u>LABELS</u></p> <p>The woven logo label, care label, size label, country of origin label and fiber content are permanently attached to the pants.</p> <p><u>CLOSURES</u></p> <p>Closures are high quality, proven brand name products. Fly zipper is metallic YKK zipper with auto lock slider. Waist snap is metallic PRYM snaps with extra strong grip. Inside fly button is cross tacked.</p>
23.	TIES
	<p>Polyester 3" clip-on Tie Color: Brown 5 Sizes: 3.0" x 18" – Men's Regular 3.0" x 20" – Men's Long For 22" Length 3.5" Clip-on Tie</p> <ul style="list-style-type: none"> • Pre-tied clip-on tie • 100% Polyester – tropical weave • Black metal clip • Packed 6 ties per bag

ADDITIONAL CONDITIONS AND REQUIREMENTS:

Further information required for this project can be addressed to, Sandra Montalvo, Buyer, Hidalgo County Purchasing Department (956) 318-2626 or e-mail: sandra.montalvo@co.hidalgo.tx.us or Moises.salazar@co.hidalgo.us.tx Hidalgo County is requesting that any and all questions, inquiries, and clarifications regarding quotes, bids, proposals, or statement of qualifications be addressed to Martha L. Salazar, Purchasing Agent, 2802 South Business Highway 281, Edinburg, Texas 78539. **TELEPHONE INQUIRIES WILL NOT BE ACCEPTED.**

ALL WRITTEN INQUIRIES WILL BE ACCEPTED VIA FACSIMILE NO LATER THAN, Wednesday, July 08, 2009, at 5:00 P.M. Responses will be sent to all applicants via facsimile by no later than, **Friday, July 10, 2009 at 5:00 P.M.**

EXHIBIT "B"
BID PAGE

Hidalgo County
REQUEST FOR BIDS
"Purchase of Uniforms and Accessories for All County Law
Enforcement Agencies"
BID No. 2009-068-07-15-SMA

EXHIBIT "B"
HIDALGO COUNTY
"PURCHASE OF UNIFORMS AND ACCESSORIES FOR ALL COUNTY LAW ENFORCEMENT AGENCIES"
BID NO: 2009-068-07-15-SMA
BID PAGE

The bid price should include the patches/embroidery attached to uniforms/clothing and any other additional cost.

Bidder must thoroughly fill in each section of the Bid Page (Exhibit "B"). INCOMPLETE submittals will be considered a probable cause for disqualification.

I. CONSTABLE PRECINCT NO. 1

UNIFORM I

ITEM	DESCRIPTION REQUIRED OR (EQUIVALENT)	MANUFACTURER	STYLE NO.	PRICE EACH	
				Female	Male
1.	SHORT SLEEVE SHIRTS (perfection uniforms 2300, 2340 zipper front)			Female	\$
				Male	\$
2.	LONG SLEEVE SHIRTS (perfection uniforms 2000,2040 zipper front)			Female	\$
				Male	\$
3.	TROUSERS (perfection style 2600)			Female	\$
				Male	\$

UNIFORM II

1.	SHORT SLEEVE SHIRT (8713X Blauer Street Gear)			Female	\$
				Male	\$
2.	TROUSERS (8810X side pocket)			Female	\$
				Male	\$

UNIFORM III

1.	POLO- SHORT SLEEVE SHIRTS (5.11 Tactical S 71048)			Female	\$
				Male	\$
2.	TACTICAL PANTS (5.11 Tactical 74251)			Female	\$
				Male	\$
3.	JACKETS				\$
4.	WINDBREAKER				\$
5.	RAINCOATS				\$

II. CONSTABLE PRECINCT NO. 2

UNIFORM I

ITEM	DESCRIPTION REQUIRED OR (EQUIVALENT)	MANUFACTURER	STYLE NO.	PRICE EACH	
				Female	Male
1.	SHORT SLEEVE SHIRTS (perfection uniforms 2300, 2340 zipper front)			Female	\$
				Male	\$
2.	LONG SLEEVE SHIRTS (perfection uniforms 2000,2040 zipper front)			Female	\$
				Male	\$
3.	TROUSERS (perfection style 2600ST)			Female	\$
				Male	\$

UNIFORM II

1.	SHORT SLEEVE SHIRT (8713X Blauer Street Gear)			Female	\$
				Male	\$
2.	TROUSERS (perfection style 1725FG)			Female	\$
				Male	\$

UNIFORM III

1.	POLO- SHORT SLEEVE SHIRTS (5.11 Tactical S 71048)			Female	\$
				Male	\$
2.	TACTICAL PANTS (5.11 Tactical 74251)			Female	\$
				Male	\$
3.	BDU PANTS			Female	\$
				Male	\$

EXHIBIT "B"
HIDALGO COUNTY
"PURCHASE OF UNIFORMS AND ACCESSORIES FOR ALL COUNTY LAW ENFORCEMENT AGENCIES"
BID NO: 2009-068-07-15-SMA
BID PAGE

4.	JACKETS			\$
----	---------	--	--	----

III. CONSTABLE PRECINCT NO. 3

UNIFORM I

ITEM	DESCRIPTION REQUIRED OR (EQUIVALENT)	MANUFACTURER	STYLE NO.	PRICE EACH	
1.	SHORT SLEEVE SHIRTS (perfection style 2340DN)			Female	\$
				Male	\$
2.	LONG SLEEVE SHIRTS (perfection style 3000BN)			Female	\$
				Male	\$
3.	POLYESTER TWILL TROUSERS (style X13506NS)			Female	\$
				Male	\$
UNIFORM II					
1.	PROFESSIONAL-POLO SHORT SLEEVE SHIRTS (5.11 Tactical #41060)			Female	\$
				Male	\$
2.	POLO- SHORT SLEEVE SHIRTS (5.11 Tactical # 71048)			Female	\$
				Male	\$
3.	TACTICAL PANTS (5.11 Tactical 74251)			Female	\$
				Male	\$
4.	PATROL JACKETS			\$	
5.	TACTICAL VESTS (5.11 Tactical #8000)1			\$	
6.	RAINCOATS			\$	
7.	BELTS			\$	
8.	TROUSER BELT			\$	
9.	DRESS GLOVES			\$	
10.	TIE			\$	

IV. CONSTABLE PRECINCT NO. 4

UNIFORM I

ITEM	DESCRIPTION REQUIRED OR (EQUIVALENT)	MANUFACTURER	STYLE NO.	PRICE EACH	
1.	SHORT SLEEVE SHIRTS (perfection uniforms 2300, 2340 zipper front)			Female	\$
				Male	\$
2.	LONG SLEEVE SHIRTS (perfection uniforms 2000,2040 zipper front)			Female	\$
				Male	\$
3.	TROUSERS (perfection style 2600FG)			Female	\$
				Male	\$
UNIFORM II					
1.	SHORT SLEEVE SHIRT (8713X Blauer Street Gear)			Female	\$
				Male	\$
2.	TROUSERS (perfection style 1725FG)			Female	\$
				Male	\$
UNIFORM III					
1.	POLO- SHORT SLEEVE SHIRTS (5.11 Tactical 71048)			Female	\$
				Male	\$
2.	TACTICAL PANTS (5.11 Tactical 74251)			Female	\$
				Male	\$
3.	JACKETS			\$	

EXHIBIT "B"
HIDALGO COUNTY
"PURCHASE OF UNIFORMS AND ACCESSORIES FOR ALL COUNTY LAW ENFORCEMENT AGENCIES"
BID NO: 2009-068-07-15-SMA
BID PAGE

V. CONSTABLE PRECINCT NO. 5

UNIFORM 1

ITEM	DESCRIPTION REQUIRED OR (EQUIVALENT)	MANUFACTURER	STYLE NO.	PRICE EACH	
1.	SHORT SLEEVE SHIRTS (Horace small #659AP)			Female	\$
				Male	\$
2.	LONG SLEEVE SHIRTS (Horace small #519A or perfection 3000BN)			Female	\$
				Male	\$
3.	TROUSERS (Ref: Horace small #X13443)			Female	\$
				Male	\$
UNIFORM II					
1.	POLO- SHORT SLEEVE SHIRTS (5.11 Tactical S 71048)			Female	\$
				Male	\$
2.	TACTICAL PANTS (5.11 Tactical 74251)			Female	\$
				Male	\$
3.	PATROL JACKET			Female	\$
				Male	\$

VI. HIDALGO COUNTY SHERIFF'S OFFICE

ITEM	DESCRIPTION REQUIRED OR (EQUIVALENT)	MANUFACTURER	STYLE NO.	PRICE EACH	
1.	RAINCOATS (NEESE)				\$
2.	GLOVES (Hatch Frisk Master Fm 2000)				\$
3.	COVERALLS-Personal Protection (TYVEK) COVERALLS-Polypropylene Disposable Suit, Long Sleeve Shirt & Pants				\$
				Suit	\$
				Long Sleeve Shirt	\$
				Pants	\$
4.	WORK SHIRTS (Dickies)			Female Short sleeve	\$
				Female Long Sleeve	\$
				Male Short Sleeve	\$
				Male Long Sleeve	\$
5.	WORK PANTS (Dickies)				\$
6.	WOMEN'S FLAT FRONT PANTS				\$
7.	SCRUBS			Female Shirt	\$
				Female Pants	\$
				Male Shirt	\$
				Male Pants	\$
8.	RAIN BOOTS			Female Boots	\$
				Male Boots	\$
9.	WATERPROOF SAFETY TOE BOOT			Female Boots	\$
				Male Boots	\$
10.	WATERPROOF SAFETY TOE SHOE			Female Shoe	\$
				Male Shoe	\$
11.	BDU's PANTS (Battle Dress Uniforms)			Female	\$
				Male	\$

EXHIBIT "B"
HIDALGO COUNTY
"PURCHASE OF UNIFORMS AND ACCESSORIES FOR ALL COUNTY LAW ENFORCEMENT AGENCIES"
BID NO: 2009-068-07-15-SMA
BID PAGE

12.	BDU 's SHIRT (Battle Dress Uniforms)			Female	\$
				Male	\$
13.	BDU's SHIRT S.E.R.T. OFFICER (Battle Dress Uniforms)			Female	\$
				Male	\$
14.	BDU's SHIRT (Battle Dress Uniforms) (Ripstop Material) Option 1: FOUR (4) BELOW STYLE POCKETS Option 2: TWO (2) STYLE POCKETS			OPT 1 -Female	\$
				OPT 1 -Male	\$
				OPT 2 -Female	\$
				OPT 2 -Male	\$
15.	INVESTIGATOR RAID JACKETS			\$	
16.	SAFETY VESTS - Break-Away High Visibility			\$	
17.	LONG SLEEVE SHIRT (Silver tan)			Female	\$
				Male	\$
18.	SHORT SLEEVE SHIRT (Silver tan)			Female	\$
				Male	\$
19.	TROUSERS (Four Pocket) (Silver tan)			Female	\$
				Male	\$
20.	TACTICAL OUTERSHELL (Point Blank R20D)			\$	
21.	COLD WEATHER JACKETS (Force 10 Jacket)			\$	
22.	TACTICAL PANTS (5.11 Tactical 74251)			Female	\$
				Male	\$
23.	TIES			\$	

COMPANY NAME: _____

ADDRESS: _____

CITY/STATE/ZIP: _____

PHONE NUMBER: _____

FAX NUMBER: _____

CELL NUMBER: _____

CONTACT PERSON: _____

E-MAIL ADDRESS: _____

AUTHORIZED SIGNATURE: _____

TITLE: _____

DATE: _____

(EXHIBIT "B" MUST BE SUBMITTED WITH BID)

EXHIBIT "C"

**HIDALGO COUNTY
REQUEST FOR BID
"Purchase of Uniforms and Accessories for All County Law
Enforcement Agencies"**

BID No. 2009-068-07-15-SMA

EXHIBIT "C"
Insurance Requirements
Applicable to the Acquisition of Goods and /or Services
(other than Professional Services)

The Bidder awarded the contract shall furnish proof of insurance, which will also include any subcontractor that is subcontracted by the bidder in at least the following limits, to be in place prior to providing any services under this Contract and to continue at all times in force in effect during the term of this Contract:

1. A Five Hundred Thousand Dollar (\$500,000.00) Comprehensive General Liability insurance policy providing additional coverage to all underlying liabilities of County.
2. Automobile liability insurance policy with limits of at least Three Hundred Thousand Dollars (\$300,000.00) per person and Five Hundred Thousand Dollars (\$500,000.00) per occurrence. Coverage should include injury to or death of persons and property damage claims with limits up to Five Hundred Thousand (\$500,000.00) arising out of the services provided to County hereunder.
3. Uninsured/Underinsured motorist coverage in an amount equal to the bodily injury limits set forth immediately above;
4. Workers compensation insurance in amounts established by Texas law, unless the Bidder is specifically exempted from the Texas Workers Compensation Act, Texas Labor Code Chapter 401, et. seq.

Hidalgo County will only accept certificates of insurance on an Acord form (as attached hereto). Certificates of insurance shall name Hidalgo County as additional insured and must be submitted to County for approval prior to any services being performed by Contractor. Each policy of insurance required hereunder shall extend for a period equivalent to, or longer than the term of the Contract, and any insurer hereunder shall be required to give at least thirty (30) days written notice to the County prior to the cancellation of any such coverage on the termination date, or otherwise. This Contract shall be automatically suspended upon the cancellation, or other termination, of any required policy of insurance hereunder, and such suspension shall continue until evidence adequate replacement coverage is provided to County. If replacement coverage is not provided within thirty (30) days following suspension of the Contract, this Contract shall automatically terminate.

Revised 10/01/08

ACORD

CERTIFICATE OF INSURANCE

DATE (MM/DD/YY)

PRODUCER	THIS CERTIFICATE IS ISSUED AS A MATTER OF INFORMATION ONLY AND CONFERS NO RIGHTS UPON THE CERTIFICATE HOLDER. THIS CERTIFICATE DOES NOT AMEND, EXTEND OR ALTER THE COVERAGE AFFORDED BY THE POLICIES BELOW.
INSURED	
INSURERS AFFORDING COVERAGE	
INSURER A:	
INSURER B:	
INSURER C:	
INSURER D:	
INSURER E:	

COVERAGES

THE POLICIES OF INSURANCE LISTED BELOW HAVE BEEN ISSUED TO THE INSURED NAMED ABOVE FOR THE POLICY PERIOD INDICATED. NOTWITHSTANDING ANY REQUIREMENT, TERM OR CONDITION OF ANY CONTRACT OR OTHER DOCUMENT WITH RESPECT TO WHICH THIS CERTIFICATE MAY BE ISSUED OR MAY PERTAIN, THE INSURANCE AFFORDED BY THE POLICIES DESCRIBED HEREIN IS SUBJECT TO ALL THEIR TERMS, EXCLUSIONS AND CONDITIONS OF SUCH POLICIES. AGGREGATE LIMITS SHOWN MAY HAVE BEEN REDUCED BY PAID CLAIMS.

INSR LTR	TYPE OF INSURANCE	POLICY NUMBER	POLICY EFFECTIVE DATE (MM/DD/YY)	POLICY EXPIRATION DATE (MM/DD/YY)	LIMITS
A	GENERAL LIABILITY				EACH OCCURRENCE \$
	<input type="checkbox"/> COMMERCIAL GENERAL LIABILITY				FIRE DAMAGE (Any one fire) \$
	<input type="checkbox"/> CLAIMS MADE OCCUR				MEDICAL (Any one person) \$
	<input type="checkbox"/> OWNER'S & CONT PROT				PERSONAL & ADV INJURY \$
	<input type="checkbox"/> OWNER'S PROTECTIVE LIABILITY				ANNUAL AGGREGATE \$
	<input type="checkbox"/> GENL AGGREGATE LIMIT APPLIES PER POLICY PROJECT <input type="checkbox"/> LOC				PRODUCTS - COMP/OP \$
B	AUTOMOBILE LIABILITY				COMBINED SINGLE LIMIT (Ea accident) \$
	<input type="checkbox"/> ANY AUTO				BODILY INJURY (Per person) \$
	<input type="checkbox"/> ALL OWNED AUTOS				BODILY INJURY (Per accident) \$
	<input type="checkbox"/> SCHEDULED AUTOS				PROPERTY DAMAGE (Per accident) \$
	<input type="checkbox"/> HIRED AUTOS				
<input type="checkbox"/> NON-OWNED AUTOS					
	GARAGE LIABILITY				AUTO ONLY EA ACCIDENT \$
	<input type="checkbox"/> ANY AUTO				OTHER THAN EA ACC AGG \$
C	EXCESS LIABILITY				EACH OCCURRENCE \$
	<input type="checkbox"/> OCCUR <input type="checkbox"/> CLAIMS MADE				AGGREGATE \$
	<input type="checkbox"/> DEDUCTIBLE				\$
	<input type="checkbox"/> RETENTION \$				\$
					\$
D	WORKERS COMPENSATION AND EMPLOYER'S LIABILITY				WC STATU. <input type="checkbox"/> OTHER TORY LIMITS
					E.I. EACH ACCIDENT \$
					E.I. DISEASE-EA EMPLOYEE \$
					E.I. DISEASE-POLICY LIMIT \$
	OTHER				

DESCRIPTION OF OPERATIONS / LOCATION / VEHICLES / EXCLUSIONS ADDED BY ENDORSEMENT / SPECIAL PROVISIONS
 County of Hidalgo shall be named as additional insured on all Commercial General Liability policies.

CERTIFICATE HOLDER	ADDITIONAL INSURED; INSURER LETTER:	CANCELLATION
Hidalgo County Attn: Purchasing Department 2812 S Highway Bus. 281 Edinburg, Texas 78539		SHOULD ANY OF THE ABOVE DESCRIBED POLICIES BY CANCELLED BEFORE THE EXPIRATION DATE THEREOF, THE ISSUING INSURER WILL ENDEAVOR TO MAIL 30 DAYS WRITTEN NOTICE TO THE CERTIFICATE HOLDER NAMED TO THE LEFT, BUT FAILURE TO DO SO SHALL IMPOSE NO OBLIGATION OR LIABILITY OF ANY KIND UPON THE INSURER, ITS AGENTS OR REPRESENTATIVES AUTHORIZED REPRESENTATIVE

Insurance Requirement Acknowledgment

I, _____, authorized representative for _____,
Company/Vendor

hereby acknowledge receipt of the County's required insurance limits. Said requirements:

- will be acquired within 10 working days after notification from Purchasing Department of bid awarded by the Hidalgo County Commissioners' Court;
- will acquire additional amounts required to meet the County's requirements within 10 working days after notification from Purchasing Department of bid award by the Hidalgo County Commissioners' Court; currently carry the following:

Automobile Liability: \$ _____ General Liability: \$ _____

- have already been met, see attached copy of insurance certificate.

Authorized Representative

Date

Notice to Bidder:

A certificate of insurance for the required insurance limits shall be provided to the Purchasing Department's Contract Managers in order to qualify for award of bid and to execute a contract between your Company and the County

Failure to provide Certificates of Insurance to the Purchasing Department's Contract Managers will cause the bid award to be rescinded and re-awarded to next lowest bidder. Certificates of Insurance will be monitored and verified on a **quarterly basis** to ensure coverage policy is in place. It is the Company's obligation to maintain the appropriate insurance coverage throughout the term of the contract.

(THIS PAGE MUST BE SUBMITTED WITH BID)

PROJECT REQUIREMENTS ACKNOWLEDGMENT

This is to certify that I, _____, possess all of the APPLICABLE:

- 1. Licenses: _____.
- 2. Bonds: _____.
- 3. Certificates: _____.
- 4. Permits: _____.
- 5. Other: _____.

Necessary to carry out the required project. Furthermore, I am providing copies of the required documentation so that, if my company is awarded this bid, I may be eligible to enter into a contract with Hidalgo County and proceed to complete the project in a timely manner.

* Any licenses, bonds, certificates, permits, etc. which are required must be presented as part of the bid packet in order to expedite the bid evaluation process. Failure to provide said documentation will result in the disqualification of your bid.

Authorized Signature

Date

Company

Address

City, State, Zip

(THIS PAGE MUST BE SUBMITTED WITH BID)

EXHIBIT “D”
CIQ FORM

CONFLICT OF INTEREST QUESTIONNAIRE

HIDALGO COUNTY
REQUEST FOR BID

**“Purchase of Uniforms and Accessories for All County
Law Enforcement Agencies”**

BID No. 2009-068-07-15-SMA

EXHIBIT "D"

CONFLICT OF INTEREST QUESTIONNAIRE For vendor or other person doing business with local governmental entity		FORM CIQ
<p><small>This questionnaire reflects changes made to the law by H.B. 1491, 80th Leg., Regular Session.</small></p> <p><small>This questionnaire is being filed in accordance with Chapter 176, Local Government Code by a person who has a business relationship as defined by Section 176.001(1-a) with a local governmental entity and the person meets requirements under Section 176.006(a).</small></p> <p><small>By law this questionnaire must be filed with the records administrator of the local governmental entity not later than the 7th business day after the date the person becomes aware of facts that require the statement to be filed. See Section 176.006, Local Government Code.</small></p> <p><small>A person commits an offense if the person knowingly violates Section 176.006, Local Government Code. An offense under this section is a Class C misdemeanor.</small></p>	OFFICE USE ONLY Date Received	
1 Name of person who has a business relationship with local governmental entity.		
2 <input type="checkbox"/> Check this box if you are filing an update to a previously filed questionnaire. <small>(The law requires that you file an updated completed questionnaire with the appropriate filing authority not later than the 7th business day after the date the originally filed questionnaire becomes incomplete or inaccurate.)</small>		
3 Name of local government officer with whom filer has employment or business relationship.		
_____ Name of Officer		
<p><small>This section (item 3 including subparts A, B, C & D) must be completed for each officer with whom the filer has an employment or other business relationship as defined by Section 176.001(1-a), Local Government Code. Attach additional pages to this Form CIQ as necessary.</small></p> <p>A Is the local government officer named in this section receiving or likely to receive taxable income other than investment income, from the filer of the questionnaire?</p> <p style="text-align: center;"> <input type="checkbox"/> Yes <input type="checkbox"/> No </p> <p>B Is the filer of the questionnaire receiving or likely to receive taxable income, other than investment income, from or at the direction of the local government officer named in this section AND the taxable income is not received from the local governmental entity?</p> <p style="text-align: center;"> <input type="checkbox"/> Yes <input type="checkbox"/> No </p> <p>C Is the filer of this questionnaire employed by a corporation or other business entity with respect to which the local government officer serves as an officer or director, or holds an ownership of 10 percent or more?</p> <p style="text-align: center;"> <input type="checkbox"/> Yes <input type="checkbox"/> No </p> <p>D Describe each employment or business relationship with the local government officer named in this section</p>		
4		
_____ <small>Signature of person doing business with the governmental entity</small>		_____ <small>Date</small>

Adopted 09/29/2007

(Copy of receipt and this form must be submitted with bid)

VENDOR'S APPLICATION
AND
W-9 FORM

HIDALGO COUNTY
REQUEST FOR BID
**“Purchase of Uniforms and Accessories for All County Law
Enforcement Agencies”**

BID No. 2009-068-07-15-SMA

HISTORICALLY UNDERUTILIZED BUSINESS (HUB) DECLARATION

The primary objective of the Hidalgo County HUB Program is to ensure Historically Underutilized Businesses receive a fair and equal opportunity for participation in the County's procurement process. This fact holds true for Services (Professional & Non-Professional), Commodities, and Construction contracts and any subcontracts thereto. The program strongly encourages Prime Contractors to provide subcontracting opportunities to Certified Hub Contractors/Vendors. Our goal for HUB contractor/vendor participation, as well as HUB subcontractor participation is 30%. To be considered as a "Certified HUB Contractor/Vendor" the contractor/vendor must have been certified by, and hold a current and valid certification with any of the three agencies listed below.

Have you been Certified as a HUB or an MBE/WBE source?: Yes No

If yes, by whom?: Texas Building & Procurement Commission Other _____

Indicate Certification No(s): _____ or Are Certificate(s) Attached?: Yes No

LIST OF CERTIFIED HUB SUBCONTRACTORS
(Attach additional pages if necessary)

What percentage of the Bid, RFP, or RFQ is to be subcontracted with Certified HUB sources?: _____%
(List HUB Subcontractor information below).

HUB Subcontractor Name: _____ HUB Status:
Certifying Agency (Check all applicable): Texas Building & Procurement Commission other
Address: _____ City: _____ State: _____ Zip:
Contact Person: _____ Title: _____ Phone No.: ()
Subcontract Amount: \$ _____ Description of Work to be Performed:

HUB Subcontractor Name: _____ HUB Status:
Certifying Agency (Check all applicable): Texas Building & Procurement Commission other
Address: _____ City: _____ State: _____ Zip:
Contact Person: _____ Title: _____ Phone No.: ()
Subcontract Amount: \$ _____ Description of Work to be Performed:

HUB Subcontractor Name: _____ HUB Status:
Certifying Agency (Check all applicable): Texas Building & Procurement Commission other
Address: _____ City: _____ State: _____ Zip:
Contact Person: _____ Title: _____ Phone No.: ()
Subcontract Amount: \$ _____ Description of Work to be Performed:

(THIS PAGE MUST BE SUBMITTED WITH BID)

Request for Taxpayer Identification Number and Certification

Give form to the
 requester. Do not
 send to the IRS.

Print or type
 See Specific Instructions on page 2.

Name (as shown on your income tax return)	
Business name, if different from above	
Check appropriate box: <input type="checkbox"/> Individual/ Sole proprietor <input type="checkbox"/> Corporation <input type="checkbox"/> Partnership <input type="checkbox"/> Other ▶	
<input type="checkbox"/> Exempt from backup withholding	
Address (number, street, and apt. or suite no.)	Requester's name and address (optional)
City, state, and ZIP code	
List account number(s) here (optional)	

Part I Taxpayer Identification Number (TIN)

Enter your TIN in the appropriate box. The TIN provided must match the name given on Line 1 to avoid backup withholding. For individuals, this is your social security number (SSN). However, for a resident alien, sole proprietor, or disregarded entity, see the Part I instructions on page 3. For other entities, it is your employer identification number (EIN). If you do not have a number, see *How to get a TIN* on page 3.

Social security number								
OR								
Employer identification number								

Note. If the account is in more than one name, see the chart on page 4 for guidelines on whose number to enter.

Part II Certification

Under penalties of perjury, I certify that:

1. The number shown on this form is my correct taxpayer identification number (or I am waiting for a number to be issued to me), and
2. I am not subject to backup withholding because: (a) I am exempt from backup withholding, or (b) I have not been notified by the Internal Revenue Service (IRS) that I am subject to backup withholding as a result of a failure to report all interest or dividends, or (c) the IRS has notified me that I am no longer subject to backup withholding, and
3. I am a U.S. person (including a U.S. resident alien).

Certification instructions. You must cross out item 2 above if you have been notified by the IRS that you are currently subject to backup withholding because you have failed to report all interest and dividends on your tax return. For real estate transactions, item 2 does not apply. For mortgage interest paid, acquisition or abandonment of secured property, cancellation of debt, contributions to an individual retirement arrangement (IRA), and generally, payments other than interest and dividends, you are not required to sign the Certification, but you must provide your correct TIN. (See the instructions on page 4.)

Sign Here	Signature of U.S. person ▶	Date ▶
------------------	----------------------------	--------

Purpose of Form

A person who is required to file an information return with the IRS, must obtain your correct taxpayer identification number (TIN) to report, for example, income paid to you, real estate transactions, mortgage interest you paid, acquisition or abandonment of secured property, cancellation of debt, or contributions you made to an IRA.

U.S. person. Use Form W-9 only if you are a U.S. person (including a resident alien), to provide your correct TIN to the person requesting it (the requester) and, when applicable, to:

1. Certify that the TIN you are giving is correct (or you are waiting for a number to be issued),
2. Certify that you are not subject to backup withholding, or
3. Claim exemption from backup withholding if you are a U.S. exempt payee.

In 3 above, if applicable, you are also certifying that as a U.S. person, your allocable share of any partnership income from a U.S. trade or business is not subject to the withholding tax on foreign partners' share of effectively connected income.

Note. If a requester gives you a form other than Form W-9 to request your TIN, you must use the requester's form if it is substantially similar to this Form W-9.

For federal tax purposes, you are considered a person if you are:

- An individual who is a citizen or resident of the United States,
- A partnership, corporation, company, or association created or organized in the United States or under the laws of the United States, or
- Any estate (other than a foreign estate) or trust. See Regulations sections 301.7701-6(a) and 7(a) for additional information.

Special rules for partnerships. Partnerships that conduct a trade or business in the United States are generally required to pay a withholding tax on any foreign partners' share of income from such business. Further, in certain cases where a Form W-9 has not been received, a partnership is required to presume that a partner is a foreign person, and pay the withholding tax. Therefore, if you are a U.S. person that is a partner in a partnership conducting a trade or business in the United States, provide Form W-9 to the partnership to establish your U.S. status and avoid withholding on your share of partnership income.

The person who gives Form W-9 to the partnership for purposes of establishing its U.S. status and avoiding withholding on its allocable share of net income from the partnership conducting a trade or business in the United States is in the following cases:

- The U.S. owner of a disregarded entity and not the entity,

(THIS PAGE MUST BE SUBMITTED WITH BID)

- The U.S. grantor or other owner of a grantor trust and not the trust, and
- The U.S. trust (other than a grantor trust) and not the beneficiaries of the trust.

Foreign person. If you are a foreign person, do not use Form W-9. Instead, use the appropriate Form W-8 (see Publication 515, Withholding of Tax on Nonresident Aliens and Foreign Entities).

Nonresident alien who becomes a resident alien.

Generally, only a nonresident alien individual may use the terms of a tax treaty to reduce or eliminate U.S. tax on certain types of income. However, most tax treaties contain a provision known as a "saving clause." Exceptions specified in the saving clause may permit an exemption from tax to continue for certain types of income even after the recipient has otherwise become a U.S. resident alien for tax purposes.

If you are a U.S. resident alien who is relying on an exception contained in the saving clause of a tax treaty to claim an exemption from U.S. tax on certain types of income, you must attach a statement to Form W-9 that specifies the following five items:

1. The treaty country. Generally, this must be the same treaty under which you claimed exemption from tax as a nonresident alien.
2. The treaty article addressing the income.
3. The article number (or location) in the tax treaty that contains the saving clause and its exceptions.
4. The type and amount of income that qualifies for the exemption from tax.
5. Sufficient facts to justify the exemption from tax under the terms of the treaty article.

Example. Article 20 of the U.S.-China income tax treaty allows an exemption from tax for scholarship income received by a Chinese student temporarily present in the United States. Under U.S. law, this student will become a resident alien for tax purposes if his or her stay in the United States exceeds 5 calendar years. However, paragraph 2 of the first Protocol to the U.S.-China treaty (dated April 30, 1984) allows the provisions of Article 20 to continue to apply even after the Chinese student becomes a resident alien of the United States. A Chinese student who qualifies for this exception (under paragraph 2 of the first protocol) and is relying on this exception to claim an exemption from tax on his or her scholarship or fellowship income would attach to Form W-9 a statement that includes the information described above to support that exemption.

If you are a nonresident alien or a foreign entity not subject to backup withholding, give the requester the appropriate completed Form W-8.

What is backup withholding? Persons making certain payments to you must under certain conditions withhold and pay to the IRS 28% of such payments (after December 31, 2002). This is called "backup withholding." Payments that may be subject to backup withholding include interest, dividends, broker and barter exchange transactions, rents, royalties, nonemployee pay, and certain payments from fishing boat operators. Real estate transactions are not subject to backup withholding.

You will not be subject to backup withholding on payments you receive if you give the requester your correct TIN, make the proper certifications, and report all your taxable interest and dividends on your tax return.

Payments you receive will be subject to backup withholding if:

1. You do not furnish your TIN to the requester,
2. You do not certify your TIN when required (see the Part II instructions on page 4 for details),

3. The IRS tells the requester that you furnished an incorrect TIN,

4. The IRS tells you that you are subject to backup withholding because you did not report all your interest and dividends on your tax return (for reportable interest and dividends only), or

5. You do not certify to the requester that you are not subject to backup withholding under 4 above (for reportable interest and dividend accounts opened after 1983 only).

Certain payees and payments are exempt from backup withholding. See the instructions below and the separate Instructions for the Requester of Form W-9.

Also see *Special rules regarding partnerships* on page 1.

Penalties

Failure to furnish TIN. If you fail to furnish your correct TIN to a requester, you are subject to a penalty of \$50 for each such failure unless your failure is due to reasonable cause and not to willful neglect.

Civil penalty for false information with respect to withholding. If you make a false statement with no reasonable basis that results in no backup withholding, you are subject to a \$500 penalty.

Criminal penalty for falsifying information. Willfully falsifying certifications or affirmations may subject you to criminal penalties including fines and/or imprisonment.

Misuse of TINs. If the requester discloses or uses TINs in violation of federal law, the requester may be subject to civil and criminal penalties.

Specific Instructions

Name

If you are an individual, you must generally enter the name shown on your income tax return. However, if you have changed your last name, for instance, due to marriage without informing the Social Security Administration of the name change, enter your first name, the last name shown on your social security card, and your new last name.

If the account is in joint names, list first, and then circle, the name of the person or entity whose number you entered in Part I of the form.

Sole proprietor. Enter your individual name as shown on your income tax return on the "Name" line. You may enter your business, trade, or "doing business as (DBA)" name on the "Business name" line.

Limited liability company (LLC). If you are a single-member LLC (including a foreign LLC with a domestic owner) that is disregarded as an entity separate from its owner under Treasury regulations section 301.7701-3, enter the owner's name on the "Name" line. Enter the LLC's name on the "Business name" line. Check the appropriate box for your filing status (sole proprietor, corporation, etc.), then check the box for "Other" and enter "LLC" in the space provided.

Other entities. Enter your business name as shown on required federal tax documents on the "Name" line. This name should match the name shown on the charter or other legal document creating the entity. You may enter any business, trade, or DBA name on the "Business name" line.

Note. You are requested to check the appropriate box for your status (individual/sole proprietor, corporation, etc.).

Exempt From Backup Withholding

If you are exempt, enter your name as described above and check the appropriate box for your status, then check the "Exempt from backup withholding" box in the line following the business name, sign and date the form.

Generally, individuals (including sole proprietors) are not exempt from backup withholding. Corporations are exempt from backup withholding for certain payments, such as interest and dividends.

Note. If you are exempt from backup withholding, you should still complete this form to avoid possible erroneous backup withholding.

Exempt payees. Backup withholding is not required on any payments made to the following payees:

1. An organization exempt from tax under section 501(a), any IRA, or a custodial account under section 403(b)(7) if the account satisfies the requirements of section 401(f)(2),

2. The United States or any of its agencies or instrumentalities,

3. A state, the District of Columbia, a possession of the United States, or any of their political subdivisions or instrumentalities,

4. A foreign government or any of its political subdivisions, agencies, or instrumentalities, or

5. An international organization or any of its agencies or instrumentalities.

Other payees that may be exempt from backup withholding include:

6. A corporation,

7. A foreign central bank of issue,

8. A dealer in securities or commodities required to register in the United States, the District of Columbia, or a possession of the United States,

9. A futures commission merchant registered with the Commodity Futures Trading Commission,

10. A real estate investment trust,

11. An entity registered at all times during the tax year under the Investment Company Act of 1940,

12. A common trust fund operated by a bank under section 584(a),

13. A financial institution,

14. A middleman known in the investment community as a nominee or custodian, or

15. A trust exempt from tax under section 664 or described in section 4947.

The chart below shows types of payments that may be exempt from backup withholding. The chart applies to the exempt recipients listed above, 1 through 15.

IF the payment is for . . .	THEN the payment is exempt for . . .
Interest and dividend payments	All exempt recipients except for 9
Broker transactions	Exempt recipients 1 through 13. Also, a person registered under the Investment Advisers Act of 1940 who regularly acts as a broker
Barter exchange transactions and patronage dividends	Exempt recipients 1 through 5
Payments over \$600 required to be reported and direct sales over \$5,000 ¹	Generally, exempt recipients 1 through 7 ²

¹See Form 1099-MISC, Miscellaneous Income, and its instructions.

²However, the following payments made to a corporation (including gross proceeds paid to an attorney under section 6045(f), even if the attorney is a corporation) and reportable on Form 1099-MISC are not exempt from backup withholding: medical and health care payments, attorneys' fees; and payments for services paid by a federal executive agency.

Part I. Taxpayer Identification Number (TIN)

Enter your TIN in the appropriate box. If you are a resident alien and you do not have and are not eligible to get an SSN, your TIN is your IRS individual taxpayer identification number (ITIN). Enter it in the social security number box. If you do not have an ITIN, see *How to get a TIN* below.

If you are a sole proprietor and you have an EIN, you may enter either your SSN or EIN. However, the IRS prefers that you use your SSN.

If you are a single-owner LLC that is disregarded as an entity separate from its owner (see *Limited liability company (LLC)* on page 2), enter your SSN (or EIN, if you have one). If the LLC is a corporation, partnership, etc., enter the entity's EIN.

Note. See the chart on page 4 for further clarification of name and TIN combinations.

How to get a TIN. If you do not have a TIN, apply for one immediately. To apply for an SSN, get Form SS-5, Application for a Social Security Card, from your local Social Security Administration office or get this form online at www.socialsecurity.gov. You may also get this form by calling 1-800-772-1213. Use Form W-7, Application for IRS Individual Taxpayer Identification Number, to apply for an ITIN, or Form SS-4, Application for Employer Identification Number, to apply for an EIN. You can apply for an EIN online by accessing the IRS website at www.irs.gov/businesses and clicking on Employer ID Numbers under Related Topics. You can get Forms W-7 and SS-4 from the IRS by visiting www.irs.gov or by calling 1-800-TAX-FORM (1-800-829-3676).

If you are asked to complete Form W-9 but do not have a TIN, write "Applied For" in the space for the TIN, sign and date the form, and give it to the requester. For interest and dividend payments, and certain payments made with respect to readily tradable instruments, generally you will have 60 days to get a TIN and give it to the requester before you are subject to backup withholding on payments. The 60-day rule does not apply to other types of payments. You will be subject to backup withholding on all such payments until you provide your TIN to the requester.

Note. Writing "Applied For" means that you have already applied for a TIN or that you intend to apply for one soon.

Caution: A disregarded domestic entity that has a foreign owner must use the appropriate Form W-8.

Part II. Certification

To establish to the withholding agent that you are a U.S. person, or resident alien, sign Form W-9. You may be requested to sign by the withholding agent even if items 1, 4, and 5 below indicate otherwise.

For a joint account, only the person whose TIN is shown in Part I should sign (when required). Exempt recipients, see *Exempt From Backup Withholding* on page 2.

Signature requirements. Complete the certification as indicated in 1 through 5 below.

1. Interest, dividend, and barter exchange accounts opened before 1984 and broker accounts considered active during 1983. You must give your correct TIN, but you do not have to sign the certification.

2. Interest, dividend, broker, and barter exchange accounts opened after 1983 and broker accounts considered inactive during 1983. You must sign the certification or backup withholding will apply. If you are subject to backup withholding and you are merely providing your correct TIN to the requester, you must cross out item 2 in the certification before signing the form.

3. Real estate transactions. You must sign the certification. You may cross out item 2 of the certification.

4. Other payments. You must give your correct TIN, but you do not have to sign the certification unless you have been notified that you have previously given an incorrect TIN. "Other payments" include payments made in the course of the requester's trade or business for rents, royalties, goods (other than bills for merchandise), medical and health care services (including payments to corporations), payments to a nonemployee for services, payments to certain fishing boat crew members and fishermen, and gross proceeds paid to attorneys (including payments to corporations).

5. Mortgage interest paid by you, acquisition or abandonment of secured property, cancellation of debt, qualified tuition program payments (under section 529), IRA, Coverdell ESA, Archer MSA or HSA contributions or distributions, and pension distributions. You must give your correct TIN, but you do not have to sign the certification.

What Name and Number To Give the Requester

For this type of account:	Give name and SSN of:
1. Individual	The individual
2. Two or more individuals (joint account)	The actual owner of the account or, if combined funds, the first individual on the account ¹
3. Custodian account of a minor (Uniform Gift to Minors Act)	The minor ²
4. a. The usual revocable savings trust (grantor is also trustee)	The grantor-trustee ¹
b. So-called trust account that is not a legal or valid trust under state law	The actual owner ¹
5. Sole proprietorship or single-owner LLC	The owner ³
For this type of account:	Give name and EIN of:
6. Sole proprietorship or single-owner LLC	The owner ³
7. A valid trust, estate, or pension trust	Legal entity ⁴
8. Corporate or LLC electing corporate status on Form 8832	The corporation
9. Association, club, religious, charitable, educational, or other tax-exempt organization	The organization
10. Partnership or multi-member LLC	The partnership
11. A broker or registered nominee	The broker or nominee
12. Account with the Department of Agriculture in the name of a public entity (such as a state or local government, school district, or prison) that receives agricultural program payments	The public entity

¹ List first and circle the name of the person whose number you furnish. If only one person on a joint account has an SSN, that person's number must be furnished.

² Circle the minor's name and furnish the minor's SSN.

³ You must show your individual name and you may also enter your business or "DBA" name on the second name line. You may use either your SSN or EIN (if you have one). If you are a sole proprietor, IRS encourages you to use your SSN.

⁴ List first and circle the name of the legal trust, estate, or pension trust. (Do not furnish the TIN of the personal representative or trustee unless the legal entity itself is not designated in the account title.) Also see *Special rules regarding partnerships* on page 1.

Note. If no name is circled when more than one name is listed, the number will be considered to be that of the first name listed.

Privacy Act Notice

Section 6109 of the Internal Revenue Code requires you to provide your correct TIN to persons who must file information returns with the IRS to report interest, dividends, and certain other income paid to you, mortgage interest you paid, the acquisition or abandonment of secured property, cancellation of debt, or contributions you made to an IRA, or Archer MSA or HSA. The IRS uses the numbers for identification purposes and to help verify the accuracy of your tax return. The IRS may also provide this information to the Department of Justice for civil and criminal litigation, and to cities, states, the District of Columbia, and U.S. possessions to carry out their tax laws. We may also disclose this information to other countries under a tax treaty, to federal and state agencies to enforce federal nontax criminal laws, or to federal law enforcement and intelligence agencies to combat terrorism.

You must provide your TIN whether or not you are required to file a tax return. Payers must generally withhold 28% of taxable interest, dividend, and certain other payments to a payee who does not give a TIN to a payer. Certain penalties may also apply.

CERTIFICATION REGARDING DEBARMENT
HIDALGO COUNTY
REQUEST FOR BID
**“Purchase of Uniforms and Accessories for All County Law
Enforcement Agencies”**

BID No. 2009-068-07-15-SMA

Certification Regarding Debarment, Suspension and Ineligibility

As is required by the Federal Regulations Implementing Executive Order 12549, Debarment and Suspension, 45 CFR Part 76, Government-wide Debarment and Suspension, the applicant certifies, to the best of his or her knowledge and belief, that both it and its principals:

- a. Are not presently debarred, suspended, proposed for debarment, declared ineligible, or voluntarily excluded from participation in this transaction by any federal department or agency;
- b. Have not within a three-year period preceding this bid proposal and/or application been convicted of or had a civil judgment rendered against them for commission of fraud or a criminal offense in connection with obtaining, attempting to obtain, or performing a public (federal, state, or local) transaction or contract under a public transaction, violation of federal or state antitrust statutes or commission of embezzlement, theft, forgery, bribery, falsification or destruction of records, making false statements, or receiving stolen property;
- c. Are not presently indicated for or otherwise criminally or civilly charged by a government entity with commission of any of the offenses enumerated herein; and
- d. Have not within a three-year period preceding this bid proposal and/or application had one or more public transactions terminated for cause or default.

Signature: _____
Print Name: _____
Title: _____
Telephone Number: _____
Date: _____

If the bidder is unable to verify to all of the statements in this Certification, such bidder should attach an explanation to this proposal.

(THIS PAGE MUST BE SUBMITTED WITH BID)

REQUIREMENTS AGREEMENT
HIDALGO COUNTY
REQUEST FOR BID
**“Purchase of Uniforms and Accessories for All County Law
Enforcement Agencies”**

BID No. 2009-068-07-15-SMA

DRAFT

REQUIREMENTS AGREEMENT

C-09-068-00-00

THIS AGREEMENT (the "Agreement") is entered into effective as of the ____ day of _____, 2009 by and between _____ ("Seller") and **Hidalgo County, Texas** ("Buyer").

WHEREAS, Buyer has solicited sealed bids for the supply of its requirements of **Hidalgo County** for the "**Purchase of Uniforms and Accessories**" (on an as needed basis), (the "Product") as further described in Exhibit "A", Request for Bids (RFB) Procurement Packet as attached hereto and incorporated herein by reference for all purposes (the "RFB") for a period of **two (2) years** and;

WHEREAS, Seller has submitted a proposal to supply Buyer's requirements; and

WHEREAS, Buyer has determine that Seller has submitted the lowest and best bid to meet Buyer's requirements for certain of the Products, as herein after described.

NOW THEREFORE, for and in consideration of the mutual covenants and conditions hereinafter set forth, and other good and valuable consideration, the receipt and sufficiency of which is hereby acknowledged, the parties hereto agree as follows:

1. Buyer agrees to purchase from Seller, and Seller agrees to sell and deliver to Buyer, all of the Products listed on Exhibit "B", which is attached hereto and incorporated herein by references, that Buyer may require for use by Buyer in Hidalgo County projects for a period of **two (2) years, with the County's option to extend/renew for an additional two (2) one (1) year terms**. Hidalgo County reserves the right to continue this bid for an additional sixty (60) day grace period, under the same rates, terms and conditions at the end of the contract term for unforeseen delays in award of new bid for the next contract term. This Contract shall commence on _____, 2009 and expire on _____, 2011 and it is agreed that the Products will meet the Specifications in the Request for Bids (RFB) Procurement Packet set forth in Exhibit "A" hereto.

2. When Buyer determines that it needs a quantity of the Products to be delivered, it will, according to its Purchasing Policies, complete and submit to Seller a Purchase Order describing the type and quantity of the Products required. The Products are to be delivered by Buyer to the location in Hidalgo County specified by Buyer in its Purchase Order.

3. Buyer agrees to pay Seller for each Purchase Order based on the prices set out in Exhibit "B". Seller shall render invoices for each Purchase Order, and the invoices shall be paid by Buyer on or before the 30th day following receipt of the invoice.

4.

General Provisions.

a. **Conflict with Applicable Law.** Nothing in this Agreement shall be construed so as to require the commission of any act contrary to law, and whenever there is any conflict between any provision of this Agreement and any present or future law, ordinance or administrative, executive or judicial regulation, order or decree, or amendment thereof, contrary to which the parties have no legal right to contract, the latter shall prevail, but in such event the affected provision or provisions of this Agreement shall be modified only to the extent necessary to bring them within the legal requirements and only during the time such conflict exists.

b. **No Waiver.** No waiver by Buyer of any breach of any provision of this Agreement shall be deemed to be a waiver of any preceding or succeeding breach of the same or any other provision hereof.

c. **Entire Agreement.** This Agreement contains the entire contract between the parties hereto, and each party acknowledges that neither has made (either directly or through any agent or representative) any representations or agreements in connection with this Agreement not specifically set forth herein. This Agreement may be modified or amended only by agreement in writing executed by Buyer and Seller, and not otherwise.

d. **Texas Law to Apply.** This Agreement shall be construed under and in accordance with the laws of the State of Texas, and all obligations of the parties created hereunder are performable in Hidalgo County, Texas. The parties hereby consent to personal jurisdiction in Hidalgo County, Texas.

e. **Notice.** Except as may be otherwise specifically provided in this Agreement, all notices, demands, requests or communications required or permitted hereunder shall be in writing and shall either be (i) personally delivered against a written receipt, or (ii) sent by registered or certified mail, return receipt requested, postage prepaid and addressed to the parties at the addresses set forth below, or at such other addresses as may have been theretofore specified by written notice delivered in accordance herewith:

If to Buyer:

Hidalgo County
Attention: County Judge
100 E. Cano, 2nd Floor
Edinburg, Texas 78539

If to Seller:

Each notice, demand, request or communication which shall be delivered or mailed in the manner described above shall be deemed sufficiently given for all purposes at such time as it is personally delivered to the addressee or, if mailed, at such time as it is deposited in the

Unites States mail.

- f. **Termination.** County may terminate this Agreement at any time for any reason or no reason at all upon giving thirty (30) days written notice.
- g. **Additional Documents.** The parties hereto covenant and agree that they will execute such other and further instruments and documents as are or may become necessary or convenient to effectuate and carry out the terms of this Agreement.
- h. **Successors.** This Agreement shall be binding upon and inure to the benefit of the parties hereto and their respective heirs, executors, administrators, legal representatives, successors, and assigns where permitted by this Agreement.
- i. **Assignment.** This Agreement shall not be assignable.
- j. **Headings.** The headings and captions contained in this Agreement are solely for convenient reference and shall not be deemed to affect the meaning or interpretation of any provision or paragraph hereof.
- k. **Gender and Number.** All pronouns used in this Agreement shall include the other gender, whether used in the masculine, feminine or neuter gender, and the singular shall include the plural whenever and as often as may be appropriate.
- l. **Authority to Execute.** The execution and performance of this Agreement by Buyer and Seller have been duly authorized by all necessary laws, resolutions or corporate action, and this Agreement constitutes the valid and enforceable obligations of Buyer and Seller in accordance with its terms.
- m. **Insurance.** Company shall provide, to the extent it deems necessary, insurance in force on all persons connected with providing services under this Contract naming County as an additional insured, and shall furnish to County certificates of such insurance coverage Exhibit "C", which is attached hereto.
- n. **Commitment of Current Revenues Only.** In the event that, during any term hereof, the Commissioners Court does not appropriate sufficient funds to meet the obligations of Buyer under this Agreement, Buyer may terminate this Agreement upon ninety (90) days written notice to Seller. Buyer agrees, however, to use reasonable efforts to secure funds necessary for the continued performance of this Agreement. The parties intend this provision to be a continuing right to terminate this Agreement at the expiration of each budget period of Buyer pursuant to the provisions of Tex. Loc. Govt. Code Ann. ' 271.903 (Vernon Supp. 1996).

o. **Purchasing Ethics.** Seller represents and warrants it has not, during the process of being awarded this contract violated the following ethical standards of Buyer and, upon and after the execution of this Agreement, agrees to abide by the following ethical standards of Buyer:

- (1) It shall be a breach of ethics to offer, give or agree to give any elected official, department head or employee, or former elected official, department head or employee, of Hidalgo County, or for any elected official, department head or employee or former elected official, department head or employee of Hidalgo County, to solicit, demand, accept or agree to accept from another person, entity or organization, a gratuity or an offer of employment in connection with any decision, approval, disapproval, recommendation, preparation or any part of a program requirement or purchase request, influencing the content of any specification or procurement standard, rendering of advise, investigation, auditing, or in any other advisory capacity in any proceeding or application, request for ruling, determination, claim or controversy, or other particular matter pertaining to any program requirement or a contract or subcontract, or to any solicitation or proposal therefore pending before any department or agency of Hidalgo County.
- (2) It shall be a breach of ethics for any payment, gratuity or offer of employment to be made by or on behalf of a subcontractor under a contract to the prime contractor or higher tier subcontractor for any contract for Hidalgo County, or any person associated therewith, as an inducement for the award of a subcontract or order.

EXECUTED effective as of the day and year first above written.

COUNTY OF HIDALGO

ATTEST:

By: _____
Juan D. Salinas, III, County Judge

Arturo Guajardo Jr., County Clerk

COMPANY:

By: _____
Printed Name: _____
Title: _____

APPROVED AS TO FORM:

DRAFT

EXHIBIT “A”

REQUEST FOR BIDS (RFB) PROCUREMENT PACKET

EXHIBIT "B"

DRAFT

BID PAGE

EXHIBIT “C”

CERTIFICATE OF INSURANCE

DRAFT



PURCHASING DEPARTMENT
County Of Hidalgo

July 07, 2009

RE: ADDENDUM NO.1

FOR RFB No: 2009-068-07-15-SMA "HIDALGO COUNTY--PURCHASE OF UNIFORMS AND ACCESSORIES FOR ALL COUNTY LAW ENFORCEMENT AGENCIES"

Dear Bidder:

Attached you will find **ADDENDUM NO. 1**, in connection with "HIDALGO COUNTY" Request for Sealed Bids for the "PURCHASE OF UNIFORMS AND ACCESSORIES FOR ALL COUNTY LAW ENFORCEMENT AGENCIES".

Please add this **ADDENDUM NO. 1** to your procurement packet, to permit your company to submit a complete packet. See original procurement packet LEGAL NOTICE page 3 paragraph 9.

ACKNOWLEDGE RECEIPT of ADDENDUM NO. 1 by signing and returning this notice to by no later than July 14, 2009 at 5:00 p.m. via e-mail to sandra.montalvo@co.hidalgo.tx.us or via fax to (956)292-7612.

If you do not receive all pages of **ADDENDUM NO. 1** please notify us immediately at (956) 318-2626.

Please be advised that this **ADDENDUM NO. 1** will complete your procurement packet for "HIDALGO COUNTY--PURCHASE OF UNIFORMS AND ACCESSORIES FOR ALL COUNTY LAW ENFORCEMENT AGENCIES"

Thank you for your prompt attention to this matter.

Martha L. Salazar

Martha L. Salazar, CPPB
Hidalgo County Purchasing Agent

BY: _____
ADDENDUM NO 1
ACKNOWLEDEMENT OF RECEIPT

Firm's Name

MLS/sma
Enclosures

ADDENDUM NO. 1

JULY 07, 2009

**HIDALGO COUNTY
“PURCHASE OF UNIFORMS AND ACCESSORIES FOR ALL COUNTY LAW ENFORCEMENT
AGENCIES”**

RFB NO. 2009-068-07-15-SMA

PLEASE NOTE THE FOLLOWING **CHANGES:**

1. REPLACE EXHIBIT “A” with REVISED EXHIBIT “A” (specifications) consisting of 34 pages.
2. REPLACE EXHIBIT “B” with REVISED EXHIBIT “B” (bid page)-consisting of 5 pages

I, _____, acknowledge receipt of ADDENDUM NO. 1 dated, July 07, 2009 for RFB NO.: 2009-068-07-15-SMA- “Hidalgo County –PURCHASE OF UNIFORMS AND ACCESSORIES FOR ALL COUNTY LAW ENFORCEMENT AGENCIES”

Print VENDOR’s Name

Date

***NOTE: THIS ORIGINAL ADDENDUM MUST BE SUBMITTED WITH YOUR PROCUREMENT PACKET RESPONSE.**

EXHIBIT “A” (REVISED)
SPECIFICATIONS/REQUIREMENTS

Hidalgo County
REQUEST FOR BIDS

“Purchase of Uniforms and Accessories for All County Law
Enforcement Agencies”
BID No. 2009-068-07-15-SMA

EXHIBIT "A" (REVISED)
HIDALGO COUNTY
"PURCHASE OF UNIFORMS AND ACCESSORIES FOR ALL COUNTY LAW ENFORCEMENT AGENCIES"
BID NO: 2009-068-07-15-SMA
SPECIFICATIONS/REQUIREMENTS, TERMS & CONDITIONS

GENERAL REQUIREMENTS, TERMS AND CONDITIONS

1. PURPOSE

Hidalgo County is seeking to contract with a qualified vendor(s) to furnish "Uniforms and Accessories on an "As Needed Basis" including, but not limited to, the following:

2. PREPARATION of BID

All costs and expenses associated with the preparation and submission of bids shall be the responsibility of the bidder and no reimbursement for such charges or expenses shall be passed onto Hidalgo County.

3. EMERGENCY PURCHASE

Hidalgo County has the authority to utilize State Contracts whenever it is in the County's best interest to do so.

4. QUANTITIES

Quantities are estimates only and are not a commitment to buy. Approximate usage does not constitute an order, but only implies the probable quantity that will be used. Commodities will be ordered on an **As- Needed Basis**. Bidder is responsible for accurate final counts.

5. CONTRACT TERM

The initial contract term will be for two (2) years with the County's option to extend for an additional two (2) one (1) year term under the same rates, terms and conditions. Hidalgo County reserves the right to continue this bid for an additional sixty (60) day grace period, under the same rates, terms and conditions at the end of the contract term for unforeseen delays in award of new bid for the next contract term.

6. INSURANCE (requirements)

- a. The bidder must at all times during the term of this contract, maintain insurance coverage with not less than the type and requirements shown. (**Refer to Exhibit "C"**)
- b. Such insurance is to be provided at the sole cost of the bidder.
- c. Bidder shall furnish Hidalgo County with Certificate of Insurance naming Hidalgo County as additional insured.

7. MULTIPLE VENDOR AWARD (special requirements)

Hidalgo County reserves the right to award this contract to more than one vendor at the County's discretion.

8. GARMENT FITTING

The successful vendor shall be required to measure each deputy in order to provide proper uniform fit for odd sizes and/or custom fit.

9. PRICING

All bid prices for items shall take into consideration shipping and handling costs, embroidery, patches on uniforms and any other items mentioned on specifications as part of the fixed unit price.

10. SHIPPING/PACKAGING

All Individual orders must be packaged individually, and must be folded and wrapped in plastic. The departments name must be indicated on the outside of the package including the packing slip with the following information:

- Name of address of vendor
- Name and address of requesting department
- Hidalgo County Purchase Order Number
- Description of product(s) or material shipped
- Quantity of items

11. BRAND NAMES

Specifications may reference name brands and model numbers. It is not the intent of Hidalgo County to restrict these bids in such cases, but to establish a desired quality level of merchandise or to meet a pre-established standard due to like existing items. Bidder may offer items of equal stature and the burden of proof of such stature rests with Bidder. Hidalgo County shall act as sole judge in determining equality and acceptability of products offered.

12. FABRIC AND COLOR COMPATIBILITY

Due to existing stock, uniforms in use and color compatibility concern, the brand names and colors indicated in the specification are acceptable. Bid proposing any other names and colors will be required to provide a specifications sheet on the material proposing to be equal with the following information addressed.

- Weave
- Weight
- Fiber Content

EXHIBIT "A" (REVISED)
HIDALGO COUNTY
"PURCHASE OF UNIFORMS AND ACCESSORIES FOR ALL COUNTY LAW ENFORCEMENT AGENCIES"
BID NO: 2009-068-07-15-SMA
SPECIFICATIONS/REQUIREMENTS, TERMS & CONDITIONS

- Ply of Yarn
- Breaking Strength
- Construction
- Fiber length
- Dye Procedure
- Kaumograph

Uniforms/clothing proposed must match colors and patches/embroidery of uniforms/clothing currently being used by user department.

13. AGE and MANUFACTURE

All tangible goods being bid must be new and unused. All items not specifically mentioned that are required for a complete unit shall be furnished.

14. DELIVERY SCHEDULE

Vendor will ensure that all deliveries will be delivered in full within thirty (30) to forty-five (45) days from purchase order.

15. SAMPLES

- a. A sample of the uniform/clothing being proposed **MUST** be submitted at no charge to the County with the bids for review and inspection by Hidalgo County. Arrangements will be made with the vendor to return all uniform/clothing at no charge to the County. **IF SAMPLES ARE NOT SUBMITTED, THE BID WILL BE DISQUALIFIED AND REJECTED.**

16. PRE-BID CONFERENCE

A pre-bid will be held on **TUESDAY, JUNE 30, 2009 at 2:30p.m.** in Hidalgo County Purchasing Department Conference Room located at 2802 South Business Hwy. 281, Edinburg, Texas. The purpose of the pre-bid conference is to answer any questions associated to the Specifications and/or Requirements. It is the responsibility of the bidder to acquire all applicable data needed to submit a bonafide response. **ALL BIDDERS ARE ENCOURAGED TO ATTEND THIS CONFERENCE.**

17. WARRANTIES

The successful vendor shall warrant that all materials utilized in the performance of this contract shall conform to the proposed specifications and/or all warranties as stated in the Uniform Commercial Code and be free from all defects in material, workmanship and title.

18. BID AWARD

Award of contract shall be made to the most responsible, responsive bidder, whose offer is determined to be the best value, taking into consideration the relative importance of price. Hidalgo County reserves the right to be the sole judge as to whether items bid will serve the purpose intended. Hidalgo County reserves the right to accept or reject in part or in whole any bid submitted, and to waive any technicalities or informalities for the best interest of the County. Hidalgo County reserves the right to award based upon individual line items, sections or total bid.

UNIFORM SPECIFICATIONS:

EXHIBIT "A" (REVISED)

HIDALGO COUNTY

"PURCHASE OF UNIFORMS AND ACCESSORIES FOR ALL COUNTY LAW ENFORCEMENT AGENCIES"

BID NO: 2009-068-07-15-SMA

SPECIFICATIONS/REQUIREMENTS, TERMS & CONDITIONS

I. HIDALGO COUNTY CONSTABLE PRECINCT NO. 1

A. UNIFORM-1

1. SHORT SLEEVE SHIRTS (perfection uniforms 2300, 2340 zipper front) equal or better

FABRIC	VISA System 3 [®] fabric from Milliken & Company, Style #707430, 100% Dacron [®] polyester, and texturized woven. Weight 7.25 oz. per yard. Single warp, 2 ply filling.
COLOR	Silver Tan
CREASING	Pockets, pocket flaps, collar band and shoulder straps to be die creased to give uniform shape and size. To have two sewn in permanent military creases in front and three in back.
FRONT	To have a self fabric center pleat 1-1/2" wide extending from collar band to bottom of shirt. It shall have 2 rows of stitching 7/8" apart. The center pleat to be lined with 100% Polyester, 250 Denier. Right front to have an approximate 3" tumbuck extending from collar to bottom of shirt. There shall be six front and one collar button. Center placket shall be a two piece construction.
COLLAR	To be die cut. Convertible collar is to measure 3-1/4" long at points and to be topstitched 1/4" from edge. The interlinings are to be 100% polyester, 250 denier. Permanent collar stays of proper length are to be sewn inside collar so that no stitches are made through the bottom leaf. All shirts to have satin lining in neck area.
YOKE	Two piece yoke of self goods to measure approximately 2-3/4" at bottom center of band and 2-1/2" at outside edge of yoke. Yoke must have a 1/16" topstitch. Shirts with no top stitched back yoke will not be accepted.
SLEEVES	Sleeves are to be one piece, have a 7/8" hem and finish 9-1/2" to 9-3/4" long from the shoulder seam. Sleeve setting and closing shall be done with an overedge and safety stitch. The sleeve is to be bartacked at the hem
POCKETS	Two breast pockets finishing 5-3/8" wide and 5-3/4" long to have mitered corners. Both pockets shall have a 1-1/2" box pleat stitched top and bottom to prevent spreading. Left pocket to have a sewn through pencil opening 1- 3/8" wide. Velcro 5/8" wide and 5/8" long to be placed on each pocket to secure Velcro placed on each flap.
FLAPS	To be die cut, creased and scalloped, finishing 5-3/4" in width, 2-3/4" in length at the center and 2-1/2" at each side. Flaps to be placed 1/4" above the top of each pocket and have one centered buttonhole with button. The left flap to have a pencil opening 1-3/8" wide and secured with bartacks on each side of the opening. Velcro 3/4" square to be placed on edges of each flap. Flaps to be lined with crease 'n' tack interlining.
BADGE TAB	Inside sling type of self goods approximately 1" wide to extend from joining seam to pocket of left front. To have two small, uncut buttonholes 1-1/4" apart with the lower buttonhole approximately 1" above the flap. Sling shall be turned and stitched and sewn down on the bottom.
SHOULDER STRAPS	To be sewn into sleeve head seam and measure approximately 2-1/4" tapering to 1-1/2" with end pointed. Straps to be end approximately 1/2" from the collar seam. They shall be box stitched to shoulders with a row of cross stitching 2" from sleeve head and diagonally sewn from each end of the seam to the sleeve. Shoulder straps are to be die cut, creased and lined with crease 'n' tack.
EPAULETS	Must be set on the shoulders and sewn into the shoulder and sleeve seam. The epaulets shall be sewn to the jacket using a box-cross stitched and shall have a buttonhole. Epaulets will be silvertan with red piping
SHIRT SIZES	All shirts must be available in exact neck sizes. Alpha sizes will not be acceptable. In neck sizes 16 through 18 1/2 "Talls" must also be available as an "in-stock" item.
EMBLEMS/PATCHES	Emblems are to be sewn on both shoulders with 4 1/2" emblem 80% embroidery with plastic backing. Emblems are to be included in the price of the shirt.
BUTTONS	To be a melamine button dyed to match the fabric color, 20 ligne.
METAL BUTTON FEATURE*	Dark Navy and Navy shirts are made to accept metal buttons on the shoulder straps, fronts, pocket flaps and cuffs. The right front on these shirts is to have an approximate 1-1/2" tumbuck. Six front buttons to be 22 ligne.
PACKING	Shirts to be polybagged individually.
ZIPPER CLOSURE	All shirts must have a front closure with a 14" nylon separating zipper.
WARRANTY	One year against workmanship or fabric defects.

2. LONG SLEEVE SHIRTS (perfection uniforms 2000, 2040 zipper front) equal or better

FABRIC	VISA [®] System 3 fabric from Milliken and Company, Style #707430, 100% Dacron [®] polyester, and texturized woven. Weight 7.25 oz. per yard. Single warp, 2 ply filling.
COLOR	Silver Tan
CREASING	Pockets, pocket flaps, collar band and shoulder straps to be die creased to give uniform shape and size. To have two sewn in permanent military creases in front and three in back.
FRONT	To have a self fabric center pleat 1-1/2" wide extending from collar band to bottom of shirt. It shall have 2 rows of stitching 7/8" apart. The center pleat to be lined with 100% Polyester, 250 Denier. A self-lined button stand 7/8" wide shall be placed on the right side and extend from collar band to bottom of shirt. There shall be six front and one collar button. Center placket shall be a two piece construction.
COLLAR	To be die cut. The back of the stand is to measure 1-1/2". The points are to be 3-1/4" in length and top stitched 1/4" from edge. The interlinings are to be 100% polyester, 250 denier. Collar band to be lined with crease 'n' tack interlining. Permanent collar stays of proper length are to be sewn inside collar so that no stitches are made through the bottom leaf. The stand shall fasten with one button. All shirts to have satin lining in neck area.
YOKE	Two piece yoke of self goods to measure approximately 2-3/4" at bottom center of band and 2-1/2" at outside edge of yoke. 1/16" topstitch. Shirts with no top stitched back yoke will not be acceptable.
SLEEVES	Each sleeve shall have one piece pointed placket 1-1-1/4" wide both top and bottom, with one button placed on the placket approximately 2-1/4" above the top of the cuff. Sleeve setting and closing shall be done with an overedge and safety stitch. Cuffs to close with 2 buttons and buttonholes, be 2-7/8" wide and have 1/4" topstitching on the edge. They shall be lined with woven, unbleached 100% Cotton interlining.
POCKETS	Two breast pockets finishing 5-3/8" wide and 5-3/4" long to have mitered corners. Both pockets shall have a 1-1/2" box pleat stitched top and bottom to prevent spreading. Left pocket to have a sewn through pencil opening 1- 3/8" wide. Velcro 5/8" wide and 5/8" long to be placed on each pocket to secure Velcro placed on each flap.
FLAPS	To be die cut, creased and scalloped, finishing 5-3/4" in width, 2-3/4" in length at the center and 2-1/2" at each side. Flaps to be placed 1/4" above the top of each pocket and have one centered buttonhole with button. The left flap to have a pencil opening 1-3/8" wide and secured with bartacks on each side of the opening. Velcro 1/4" square to be placed on the edge of each flap. Flaps to be lined with crease 'n' tack interlining

EXHIBIT "A" (REVISED)**HIDALGO COUNTY****"PURCHASE OF UNIFORMS AND ACCESSORIES FOR ALL COUNTY LAW ENFORCEMENT AGENCIES"****BID NO: 2009-068-07-15-SMA****SPECIFICATIONS/REQUIREMENTS, TERMS & CONDITIONS**

BADGE TAB	Inside sling type of self-goods approximately 1" wide to extend from joining seam to pocket of left front. To have two small, uncut buttonholes 1-1/4" apart with the lower buttonhole approximately 1" above the flap. Sling shall be turned and stitched and sewn down in the bottom.
SHOULDER STRAPS	To be sewn into sleeve head seam and measure approximately 2-1/4" tapering to 1-1/2" with end pointed. Straps to be set approximately 1" from the collar seam. They shall be box stitched to shoulders with a row of cross stitching 2" from sleeve head and diagonally sewn from each end of the seam to the sleeve. Shoulder straps are to be die cut, creased and lined with crease 'n' tack.
EPAULETS	Must be set on the shoulders and sewn into the shoulder and sleeve seam. The epaulets shall be sewn to the jacket using a box-cross stitched and shall have a buttonhole. Epaulets will be silvertan with red piping
SHIRT SIZES	Shirts shall be available as a stock item sized with exact neck size and exact sleeve length. Any combination neck size or sleeve lengths are not acceptable.
BUTTONS	To be a melamine button dyed to match the fabric color. 20 ligne.
METAL BUTTON FEATURE	Navy shirts are made to accept metal buttons on the shoulder straps, fronts, pocket flaps and cuffs. The right front on these shirts is to have an approximate 1-1/2" tumbuck. Six front buttons to be 22 ligne. Silver or Gold "Texas Buttons are required
PACKING	Shirts to be polybagged individually.
EMBLEMS/PATCHES	Emblems are to be sewn on both shoulders with 4 1/2" emblem 80% embroidery with plastic backing. Emblems are to be included in the price of the shirt.
ZIPPER CLOSURE	All shirts must have a front closure with a 14" nylon separating zipper.
WARRANTY	One year against workmanship or fabric defects.
3. TROUSERS (perfection style 2600DN) equal or better	
FABRIC	VISA® System 3 fabric from Milliken & Company, style 707470, 100% Dacron® polyester. Two ply warp and filling, 10.5 - 11 oz. per linear yard, 2 x 1 gabardines weave.
DESIGN	Shall be made on a uniform pattern, having a plain front with quarter top pockets and two back pockets.
STRIPING	Stripe will be attached to the side of the pant. The stripe will start at the bottom seam of the pocket and run the length of the pant. The stripe is red 1" on tan piggyback stripe.
COLOR	Dark Navy
POCKETS	The front pocket opening will be a minimum 6-1/2" and be 6" deep from the bottom of the opening. They shall be stitched, turned, and restitched. The inside front pocket facing shall be a separate piece of self material finishing no less than 1-1/4" wide. The back pockets will have a minimum opening of 5-1/2" and be 6" deep. Sizes 29 and smaller will have a 5" opening. They shall be made with a Reese PW automatic machine and finished on the outside with an exposed top and bottom cord. The left pocket shall have a tab to button. The front pockets shall each have a straight bartack and each back pocket shall be bartacked with a triangular bartack. All front pockets shall be reinforced with a double layer of pocketing material
POCKETING	All pocketing shall be black, 75% polyester/25% cotton with a minimum thread count of 90 x 56. The weight shall be 3.0 yds/lb.
WAISTBAND	The waistband shall be 2" wide and shall be closed with a crush-proof hook and eye. The waistband curtain, attached with a rocap machine, shall have Snugtex and have Perfection fit stretch on the bottom. Ban-Rol waistband stiffener, 3/4" in width, shall be sewn into the waistband on the front of the trouser from side seam to side seam. The full length of the waistband is fused with Pellon. The trousers are to be made with a continuous closed waistband. The waistband shall be set on and shall be stitched below the lower edge through the outer fabric and the waistband curtain.
INSIDE TRIM	The right fly and crotch linings shall be the same fabric and color as the waistband curtain. The right fly lining shall be sewn to the left fly below the zipper. The crotch lining shall be serged to each front. A one piece French fly made of the outer fabric shall be sewn to the inside right fly. A separate sewn on French fly will not be acceptable.
BELT LOOPS	There shall be a minimum of five (5) belt loops on waist sizes 30 and down, seven (7) belt loops on waist sizes 31 - 48, and a minimum of nine (9) on sizes 50 and larger. Each loop is to be 3/4" wide, of double thickness, and stitched on the face side with a two needle machine. Except for the center back loop which shall be tacked on, all loops shall be sewn into the bottom of the waistband and into the rocap. They shall accommodate a 1-5/8" belt.
ZIPPER	The trousers shall be closed with a YKK brass zipper which has a brass bottom stop at the base of the zipper chain and a brass ratcheting cam lock slider. The inside left fly will be reinforced with Pellon under the zipper stitching. A straight bartack shall be sewn through from the outside of the garment to the inside at the bottom of the fly. It shall be sewn through the zipper tape, the right and left fly and the right fly lining. The right and left fly shall be joined by an additional bartack located below the bottom zipper stop on the inside of the trouser.
SEAMING	The entire trouser is to be seamed with polyester core thread. The seat seam shall be stitched with a tandem needle seat seaming machine. All exposed inside seams of the trouser are to be serged.
SIZE TAG	Trousers shall be labeled with the following information: lot number, size, fiber content, and care instructions.
FINISHING AND PRESSING	All loose threads shall be removed. Trousers must be pressed completely and properly with the side seam, inseam, and seat seam pressed open. There must be a Texpak clip attached to the top fly of the finished trousers.
WARRANTY	One year against workmanship or fabric defects.

EXHIBIT "A" (REVISED)

HIDALGO COUNTY

"PURCHASE OF UNIFORMS AND ACCESSORIES FOR ALL COUNTY LAW ENFORCEMENT AGENCIES"

BID NO: 2009-068-07-15-SMA

SPECIFICATIONS/REQUIREMENTS, TERMS & CONDITIONS

B. UNIFORMS II

1. SHORT SLEEVE SHIRTS (8713X) BLAUER STREET GEAR (equal or better)

SHELL FABRIC	6.5 oz. per square yard 2 X 1 twill weave in a 65% polyester / 35% cotton fiber blend with 3XDRIY® comfort finish and 10-12% filling stretch that is pre-cured for wrinkle resistance. Machine washable and dry cleanable cotton blend provides user comfort, uniform appearance, durability, and easy care.	
COLOR	(45) Silver Tan	
TRIM	Interlining: Small Parts: 100% polyester Front Placket: 50% Polyester 50% Cotton Hook and loop: Woven Nylon base Buttons: melamine, 20 ligne, matching shell fabric	
DESIGN & CONSTRUCTION	Short sleeve uniform shirt 5 crease military style with permanent sewn in creases Top fused convertible sport collar Mitered, pleated pockets with scalloped flaps, pencil opening in left pocket, hook and loop closure Epaulets Badge eyelets with internal support strap Extra long shirt tails	
CUSTOMIZATION	Emblems Name Tab Zipper Front Metal Buttons on epaulets and pocket flaps	
STANDARD SIZE RANGE	a) Men's: Regular Length: S-3XL b) Women's: Regular Length: XS-2XL	
EMBLEMS/PATCHES	Emblems are to be sewn on both shoulders with 4 1/2" emblem 80% embroidery with plastic backing. Emblems are to be included in the price of the shirt.	
MEASUREMENTS	Men's: Regular Length: L:	Women's: Regular Length: M
	Neck: 17.25 (plus or minus 0.5 inches) 1/2 Chest: 25.25 (plus or minus 0.75 inches) Back Length: 32.5 (plus or minus 0.5 inches)	Neck: 15.5 (plus or minus 0.5 inches) 1/2 Chest: 22 (plus or minus 0.75 inches) Back Length: 28.5 (plus or minus 0.5 inches)

2. TROUSERS (8810X) SIDE POCKET (equal or better)

SHELL FABRIC	6.5 oz. per square yard 2 X 1 twill weave in a 65% polyester / 35% cotton fiber blend with 3XDRIY® comfort finish and 10-12% filling stretch that is pre-cured for wrinkle resistance. Machine washable and dry cleanable cotton blend provides user comfort, uniform appearance, durability, and easy care.			
COLOR	Dark Navy			
TRIM	<ul style="list-style-type: none"> • Pocketing: 70/30 polyester/cotton twill, not less than 3.0 oz. sq. yd. • Interlining: polyester non-woven. • Binding: polyester/cotton bias cut. • Waistband: polyester, spandex, nylon blend with double strip of silicone shirt grip. • Stretch edge control. • Fly zipper: nylon coil, size #5, auto-lock slider. • Side Pocket Zipper: nylon coil, size #5. • Hook and eyes: nickel-plated. • Buttons: melamine, 22 ligne, matching shell fabric. 			
DESIGN & CONSTRUCTION	<ul style="list-style-type: none"> • Front quarter pockets; double section-side pockets with hidden cell phone pouch, a 1" Scotchlite strip under each pocket flap, hidden equipment tunnels; and inverted double cord hip pockets with button tabs. (Women Pattern: Front quarter pockets stay-stitched shut for appearance. Can be broken for functionality) • All pocket secured with bartacks. Stretch waistband with fly tab. • Interlined wide belt loops inserted in bottom of waistband and tacked at top. • Double hook and eye closure. <p>Quarter linings in front quarters. Outlets in waistband (back) and thigh inseam. Tandem needle seat seam. Seat, inseam, and out seams pressed open. 10-12 stitches per inch (all seams). Permanent silicone adhesive creases, front and back.</p>			
CUSTOMIZATION (OPTIONAL)	Windproof-breathable liner. Removable reflective package. Removable identification package. Henming.			
STANDARD SIZE RANGE	Men's: Regular Length: even waist sizes 28 - 54; odd sizes 31 - 37 Women's: Regular Length: even dress sizes 6 - 24			
MEASUREMENTS	Men's: Regular Length: Waist Size 36:		Women's: Regular Length: Dress Size 12	
	1/2 waist	18 (plus 0.25 inches)	1/2 Waist:	15.25 (plus 0.25 inches)
	Seat	24 (plus or minus 0.25 inches)	Seat	22.625 (plus or minus 0.25 inches)

EXHIBIT "A" (REVISED)

HIDALGO COUNTY

"PURCHASE OF UNIFORMS AND ACCESSORIES FOR ALL COUNTY LAW ENFORCEMENT AGENCIES"

BID NO: 2009-068-07-15-SMA

SPECIFICATIONS/REQUIREMENTS, TERMS & CONDITIONS

1/2 Knee	10.875	(plus or minus 0.25 inches)	1/2 Knee	10.125	(plus or minus 0.25 inches)
1/2 Bottom Leg	8.75	(plus or minus 0.25 inches)	1/2 Bottom Leg	8.5	(plus or minus 0.25 inches)
Inseam	37	(plus or minus 0.50 inches)	Inseam	35.875	(plus or minus 0.50 inches)
Out seam	46.25	(plus or minus 0.50 inches)	Out seam	45.875	(plus or minus 0.50 inches)
Front Rise	10.375	(plus or minus 0.25 inches)	Front Rise	10.13	(plus or minus 0.25 inches)
Back Rise	16.875	(plus or minus 0.25 inches)	Back Rise	13.75	(plus or minus 0.25 inches)

C. UNIFORM-III

1. POLO-SHORT SLEEVE (5.11 Tactical -71048) equal or better

DESCRIPTION	<ul style="list-style-type: none"> • 100 % Treated 6.4 oz. Interlocked cotton fabric to prevent fading, wrinkling and shrinking • Moisture wicking finish • Tough melamine buttons • No roll Collar with flexible collar strays • Mic-loop pockets located at each shoulder and placed at the bottom of the placket at the sternum level • Reinforced dual pen pockets • Polo shirts with name & title embroidered on right breast and badge embroidered on left breast
COLOR	Silvertan
SIZE	Sm - XXL and Larger

2. TACTICAL PANTS (5.11 Tactical- 74251) equal or better

FABRIC	100 % Cotton Tactical Canvas, 8.5 oz , 73x40/10x10, Pant weight
POCKETING	80% Polyester 20% Cotton T/C, tightly woven poplin
SIZE	Pants must be available in Regular, Short, Long and X-Large Long, from stock
COLOR	Khaki 055 or Walnut 105
FEATURES & BENEFITS	Self adjusting action waist with elastic sides; 7 belt loops and a DORing; Deep front pockets; cargo pockets with flaps; phone pocket on right front, Large open-top back pockets, and a tool strap on right back. The pants have double knees of self fabric, removable 6mm Neoprene knee pad inserts; and a double seat of self fabric. Bottom hems have openings for draw cords.
POCKETS	<ul style="list-style-type: none"> • Front pocket openings have self fabric facings and extra reinforcements on knife clippings area. Pocket openings are firmly bar tacked on both ends. Pocket bags are made of durable Poly/Cotton blend and they are extra deep. Pocket bags are finished clean inside the pant and double stitched for heavy duty. • Cargo pockets have large flaps and Velcro closure. • Is lined with extra durable Cordura Nylon. The pocket has gussets on sides and a large flap with Velcro closure; it accommodates a phone. • Back Pockets are formed of self fabric. They are extra large with large open top. The top has Velcro closure. Opening has extra reinforcement on the side seam side; both ends are firmly cross-bar tacked.
SEAMS & STITCHING	<ul style="list-style-type: none"> • Seams are durable with 10 stitches per inch and extra heavy 5-thread construction. • Top stitching are non-raveling lock stitching. Side seams, seat seam and front rise have two-needle top stitching. Crotch point is bar tacked. Fly outline, had pocket openings, all pocket flaps, knee patches and seat patch have double needle top stitching. Cargo pockets are attached with double needle top stitching. Belt loops are bar tacked on all corners. Cargo pocket openings are bar tacked and flaps are cross bar tacked. Back pocket openings are cross bar tacked. All Velcro pieces are attached with box stitching
LABELS	The woven logo label, care label, size label, country of origin label and fiber content are permanently attached to the pants.
CLOSURES	Closures are high quality, proven brand name products. Fly zipper is metallic YKK zipper with auto lock slider. Waist snap is metallic PRYM snaps with extra strong grip. Inside fly button is cross tacked.

3. JACKETS

FABRIC	Outershell: Travis Mills #7450 100% Nylon Supplex (equal or better) Removable Lining: 104x86 Thread Count, 70 Denier Nylon Taffeta or equal Color: Navy Thinsulate by 3M quilted 200-gram body with 100-gram sleeve or equal. 100 % Nylon taffeta, thread counts 104x86 or equal
DESIGN	The jacket shall be a full cut, waist length model with two-way zipper front, Thinsulate zip-in/zip-out liner, shirred waistband, and zippered side vents. Coat construction shall be used throughout the body and sleeves being fully lined
BODY DETAIL	The front shall be plain with patch pockets, flaps and badge tab. The inside facings shall be made of outer fabric and are to be sewn on top of the nylon lining which extends to the front edge of the jacket. There shall be a one piece back designed with the Articulated Gusset for full freedom of movement. There is to be a separate 2- 1/2" shirred waistband with 2- 1/2" heavy duty elastic. The entire waistband is to be shirred with the exception of an area 5 3/4" on either side of the front opening. There shall be side zipper entry on both side seams, approximately 11" in length and secured by a nylon zipper and elasticized snap closure. The shoulders shall have pads. A self goods reinforcement strip, approximately 3", shall be sewn on the inside of the jacket joined at the top of the waistband and extending from side to side.
INSIDE DETAIL	On the left side of the coat, there shall be a gun pocket installed on the permanent lining to accept a small frame handgun. The gun pocket shall have a minimum opening of 4 1/4" and be a minimum of 6" deep. The gun pocket shall be furnished with a strap and snap closure. Bartacks shall reinforce the opening. There shall be two cut-in pockets on the left and right sides measuring approximately 5 1/4" wide and 6" deep. There shall be a strap and snap on the lining of each sleeve end for attaching the zip in liner. The bottom of the coat on the inside shall have a 4" piece of outer shell material between the waistband and the inner taffeta lining to guard against wear from the inside.
SLEEVES	The sleeves shall be one piece set in with a single needle machine. The bottom of the sleeve shall have Velcro and elastic for adjustable fit. The cuff itself should measure 1 7/8" in width.

EXHIBIT "A" (REVISED)

HIDALGO COUNTY

"PURCHASE OF UNIFORMS AND ACCESSORIES FOR ALL COUNTY LAW ENFORCEMENT AGENCIES"

BID NO: 2009-068-07-15-SMA

SPECIFICATIONS/REQUIREMENTS, TERMS & CONDITIONS

POCKETS	There shall be two patch pockets with 1 1/2" box pleats, finishing approximately 6 1/2" wide and 7 3/8" deep. Flaps shall be scalloped and self lined, measuring 6 1/4" wide and 3 3/8" long at center and 3" long at each end. They shall close with Velcro on the side points and with a centered buttonhole. The pockets shall be lined with pocketing material with an opening of approximately 5 1/2" on the side. The left patch pocket is to have a 1 1/2" pencil opening at the top of the flap. Both the pockets and the flaps are to be bartacked. Flaps are too interlined.
COLLAR	The standup collar shall be made using self material and shall be interlined with Pellon. There shall be an option of a detachable hood and fur collar using Orlon pile. This collar and hood are to be attached to the permanent collar with buttons.
EPAULETS	The epaulets shall be made of self goods. They shall be sewn into the sleeve head seam, "X" stitched and tacked to the jacket at the neck.
SIZES	Jackets must be available small through XXL and larger.
BADGE TAB	The badge tab shall be made of the outer fabric lined with pocketing fabric, and shall measure 2" tall by 1" wide. The first eyelets is 1/2" down from the top finished edge and the second is 1/2" up from the bottom finished edge. The eyelets are spaced 1" apart from center to center. The badge tab shall be centered 2 1/2" above the left flap pocket.
ZIPPER	There shall be an YKK #5, two-way molded nylon zipper in the front and an 11" nylon zipper on each side vent.
BUTTONS & SNAPS	The pocket flaps and epaulets shall be secured with 24 ligne metal buttons. The front fly and size zipper tabs shall be secured by high impact, non-reflective, non-glare, scratch resistant snaps.
THREAD	All sewing is to be done with polyester core thread or 100% spun polyester thread.
SIZE TAG & CARE INSTRUCTIONS	Each jacket shall have a sewn-in woven size label. There shall also be a printed label with care instructions. Each coat shall be marked with lot number, size fiber content and WPL number.
WARRANTY	Garments shall have a one year warranty against workmanship against workmanship or fabric defects.
EMBLEMS/PATCHES	Emblems are to be sewn on both shoulders with a 4 1/2" emblem 80% embroidery with plastic backing. Emblem are to be included in the price of the jacket.

4. WINDBREAKER

DESCRIPTION & COLOR	Windbreaker/navy
BLEND	80% polyester/20% cotton
FABRIC	Poplin weave Outershell
FINISH	Durable water repellent
CARE	Hand wash
LINER	Zip-Out liner
WAISTBAND	Elastic back bottom edge
CLOSURE	Two-way zipper
POCKET	Two pleated patched pockets and flaps with bottom-through closure; tow hand-warmer side panel pockets
CUFFS	Two button adjustable cuff
OTHER	Screen printed light jacket with name and title embroidered on right chest, badge on left chest, constable on the sleeves and on backside.

5. RAINCOATS

DESCRIPTION	Length 48"; heavy gauge; black/orange; screen-printed with "Constable" on orange side and on left chest
--------------------	---

II. HIDALGO COUNTY CONSTABLE PRECINCT No. 2

A. UNIFORM I

1. SHORT SLEEVE SHIRTS (perfection uniforms 2300, 2340 zipper front) equal or better

FABRIC	VISA System 3* fabric from Milliken & Company, Style #707430, 100% Dacron® polyester, and texturized woven. Weight 7.25 oz. per yard. Single warp, 2 ply filling.
COLOR	Silver Tan
CREASING	Pockets, pocket flaps, collar band and shoulder straps to be die creased to give uniform shape and size. To have two sewn in permanent military creases in front and three in back.
FRONT	To have a self fabric center pleat 1-1/2" wide extending from collar band to bottom of shirt. It shall have 2 rows of stitching 7/8" apart. The center pleat to be lined with 100% Polyester, 250 Denier. Right front to have an approximate 3" tumbuck extending from collar to bottom of shirt. There shall be six front and one collar button. Center placket shall be a two piece construction.
COLLAR	To be die cut. Convertible collar is to measure 3-1/4" long at points and to be topstitched 1/4" from edge. The interlinings are to be 100% polyester, 250 denier. Permanent collar stays of proper length are to be sewn inside collar so that no stitches are made through the bottom leaf. All shirts to have satin lining in neck area.
YOKE	Two piece yoke of self goods to measure approximately 2-3/4" at bottom center of band and 2-1/2" at outside edge of yoke. Yoke must have a 1/16" topstitch. Shirts with no top stitched back yoke will not be accepted.
SLEEVES	Sleeves are to be one piece, have a 7/8" hem and finish 9-1/2" to 9-3/4" long from the shoulder seam. Sleeve setting and closing shall be done with an overedge and safety stitch. The sleeve is to be bartacked at the hem.
POCKETS	Two breast pockets finishing 5-3/8" wide and 5-3/4" long to have mitered corners. Both pockets shall have a 1-1/2" box pleat stitched top and bottom to prevent spreading. Left pocket to have a sewn through pencil opening 1- 3/8" wide. Velcro 5/8" wide and 5-8" long to be placed on each pocket to secure Velcro placed on each flap.
FLAPS	To be die cut, creased and scalloped, finishing 5-3/4" in width, 2-3/4" in length at the center and 2-1/2" at each side. Flaps to be placed 1/4" above the top of each pocket and have one centered buttonhole with button. The left flap to have a pencil opening 1-3/8" wide and secured with bartacks on each side of the opening. Velcro 3/4" square to be placed on edges of each flap. Flaps to be lined with crease 'n' tack interlining.
BADGE TAB	Inside sling type of self goods approximately 1" wide to extend from joining seam to pocket of left front. To have two small, uncut buttonholes 1-1.4" apart with the lower buttonhole approximately 1" above the flap. Sling shall be turned and stitched and sewn down on the bottom.
SHOULDER STRAPS	Shoulder Straps - The shoulder straps shall be pointed at the end toward the neck of the shirt. The other end shall be sewn in sleeve head seam. The open ends shall be fastened with one dark brown button. The straps shall measure 2" at sleeve and taper to 1-3/8". Straps to be

EXHIBIT "A" (REVISED)

HIDALGO COUNTY

"PURCHASE OF UNIFORMS AND ACCESSORIES FOR ALL COUNTY LAW ENFORCEMENT AGENCIES"

BID NO: 2009-068-07-15-SMA

SPECIFICATIONS/REQUIREMENTS, TERMS & CONDITIONS

	set about 1/2" from the collar. Shoulder straps shall be box stitched to shoulders with row of cross-stitching 2" from sleeve head seam. The strap is a piggyback design of yellow on black. The yellow measures 2" in width. The black sits atop with a width of 1.875". The yellow should show only 0.0625" on both sides of the strap. The Black and Yellow material proposed must match the color scheme currently in use by the Hidalgo County Constable's Office.
SHIRT SIZES	All shirts must be available in exact neck sizes. Alpha sizes will not be acceptable. In neck sizes 16 through 18 1/2 "Talls" must also be available as an "in-stock" item.
EMBLEMS/PATCHES	Emblems are to be sewn on both shoulders with 4 1/2" emblem 80% embroidery with plastic backing. Emblems are to be included in the price of the shirt.
BUTTONS	To be a melamine button dyed to match the fabric color, 20 ligne.
METAL BUTTON FEATURE	Dark Navy and Navy shirts are made to accept metal buttons on the shoulder straps, fronts, pocket flaps and cuffs. The right front on these shirts is to have an approximate 1-1/2" tumbuck. Six front buttons to be 22 ligne.
PACKING	Shirts to be polybagged individually.
ZIPPER CLOSURE	All shirts must have a front closure with a 14" nylon separating zipper.
WARRANTY	One year against workmanship or fabric defects.
2. LONG SLEEVE SHIRTS (perfection uniforms 2000, 2040 zipper front) equal or better	
FABRIC	VISA® System 3 fabric from Milliken and Company, Style #707430. 100% Dacron® polyester, and texturized woven. Weight 7.25 oz. per yard. Single warp, 2 ply filling.
COLOR	Silver Tan
CREASING	Pockets, pocket flaps, collar band and shoulder straps to be die creased to give uniform shape and size. To have two sewn in permanent military creases in front and three in back.
FRONT	To have a self fabric center pleat 1-1/2" wide extending from collar band to bottom of shirt. It shall have 2 rows of stitching 7/8" apart. The center pleat to be lined with 100% Polyester, 250 Denier. A self-lined button stand 7/8" wide shall be placed on the right side and extend from collar band to bottom of shirt. There shall be six front and one collar button. Center placket shall be a two piece construction.
COLLAR	To be die cut. The back of the stand is to measure 1-1/2". The points are to be 3-1/4" in length and top stitched 1/4" from edge. The interlinings are to be 100% polyester, 250 denier. Collar band to be lined with crease 'n' tack interlining. Permanent collar stays of proper length are to be sewn inside collar so that no stitches are made through the bottom leaf. The stand shall fasten with one button. All shirts to have satin lining in neck area.
YOKE	Two piece yoke of self goods to measure approximately 2-3/4" at bottom center of band and 2-1/2" at outside edge of yoke. 1/16" topstitch. Shirts with no top stitched back yoke will not be acceptable.
SLEEVES	Each sleeve shall have one piece pointed placket 1-1/4" wide both top and bottom, with one button placed on the placket approximately 2-1/4" above the top of the cuff. Sleeve setting and closing shall be done with an overedge and safety stitch. Cuffs to close with 2 buttons and buttonholes, be 2-7/8" wide and have 1/4" topstitching on the edge. They shall be lined with woven, unbleached 100% Cotton interlining.
POCKETS	Two breast pockets finishing 5-3/8" wide and 5-3/4" long to have mitered corners. Both pockets shall have a 1-1/2" box pleat stitched top and bottom to prevent spreading. Left pocket to have a sewn through pencil opening 1- 3/8" wide. Velcro 5/8" wide and 5/8" long to be placed on each pocket to secure Velcro placed on each flap.
FLAPS	To be die cut, creased and scalloped, finishing 5-3/4" in width, 2-3/4" in length at the center and 2-1/2" at each side. Flaps to be placed 1/4" above the top of each pocket and have one centered buttonhole with button. The left flap to have a pencil opening 1-3/8" wide and secured with bartacks on each side of the opening. Velcro 3/4" square to be placed on the edge of each flap. Flaps to be lined with crease 'n' tack interlining
BADGE TAB	Inside sling type of self-goods approximately 1" wide to extend from joining seam to pocket of left front. To have two small, uncut buttonholes 1-1/4" apart with the lower buttonhole approximately 1" above the flap. Sling shall be turned and stitched and sewn down in the bottom.
SHOULDER STRAPS	Shoulder Straps - The shoulder straps shall be pointed at the end toward the neck of the shirt. The other end shall be sewn in sleeve head seam. The open ends shall be fastened with one dark brown button. The straps shall measure 2" at sleeve and taper to 1-3/8". Straps to be set about 1/2" from the collar. Shoulder straps shall be box stitched to shoulders with row of cross-stitching 2" from sleeve head seam. The strap is a piggyback design of yellow on black. The yellow measures 2" in width. The black sits atop with a width of 1.875". The yellow should show only 0.0625" on both sides of the strap. The Black and Yellow material proposed must match the color scheme currently in use by the Hidalgo County Constable's Office.
SHIRT SIZES	Shirts shall be available as a stock item sized with exact neck size and exact sleeve length. Any combination neck size or sleeve lengths are not acceptable.
BUTTONS	To be a melamine button dyed to match the fabric color, 20 ligne.
METAL BUTTON FEATURE*	Navy shirts are made to accept metal buttons on the shoulder straps, fronts, pocket flaps and cuffs. The right front on these shirts is to have an approximate 1-1/2" tumbuck. Six front buttons to be 22 ligne.
PACKING	Shirts to be polybagged individually.
EMBLEMS/PATCHES	Emblems are to be sewn on both shoulders with 4 1/2" emblem 80% embroidery with plastic backing. Emblems are to be included in the price of the shirt.
ZIPPER CLOSURE	All shirts must have a front closure with a 14" nylon separating zipper.
WARRANTY	One year against workmanship or fabric defects.
3. TROUSERS (perfection style 2600ST) equal or better	
FABRIC	VISA® System 3 fabric from Milliken & Company, style 707470. 100% Dacron® polyester. Two ply warp and filling, 10.5 - 11 oz. per linear yard, 2 x 1 gabardines weave.
DESIGN	Shall be made on a uniform pattern, having a plain front with quarter top pockets and two back pockets.
COLOR	Silver Tan
POCKETS	The front pocket opening will be a minimum 6-1/2" and be 6" deep from the bottom of the opening. They shall be stitched, turned, and restitched. The inside front pocket facing shall be a separate piece of self material finishing no less than 1-1/4" wide. The back pockets will have a minimum opening of 5-1/2" and be 6" deep. Sizes 29 and smaller will have a 5" opening. They shall be made with a Reese PW automatic machine and finished on the outside with an exposed top and bottom cord. The left pocket shall have a tab to button. The front pockets shall each have a straight bartack and each back pocket shall be bartacked with a triangular bartack. All front pockets shall be reinforced with a double layer of pocketing material
POCKETING	All pocketing shall be black, 75% polyester, 25% cotton with a minimum thread count of 90 x 56. The weight shall be 3.0 yds/lb.

EXHIBIT "A" (REVISED)**HIDALGO COUNTY****"PURCHASE OF UNIFORMS AND ACCESSORIES FOR ALL COUNTY LAW ENFORCEMENT AGENCIES"****BID NO: 2009-068-07-15-SMA****SPECIFICATIONS/REQUIREMENTS, TERMS & CONDITIONS**

STRIPING	Windproof breathable liner. Striping - Stripe will be attached to the side of the pant. The stripe will start at the bottom seam of the pocket and run the length of the pant. The stripe has an overall width of 0.75". The stripe is a piggyback design of black atop yellow. The black portion should be no wider than 0.5" and the yellow should be 0.75" in total width with only 0.125 of an inch showing on either side of the black. The Black and Yellow material proposed must match the color scheme currently in use by the Hidalgo County Constable's Office
WAISTBAND	The waistband shall be 2" wide and shall be closed with a crush-proof hook and eye. The waistband curtain, attached with a rocap machine, shall have Snugtex and have Perfection fit stretch on the bottom. Ban-Rol waistband stiffener, 3/4" in width, shall be sewn into the waistband on the front of the trouser from side seam to side seam. The full length of the waistband is fused with Pellon. The trousers are to be made with a continuous closed waistband. The waistband shall be set on and shall be stitched below the lower edge through the outer fabric and the waistband curtain.
INSIDE TRIM	The right fly and crotch linings shall be the same fabric and color as the waistband curtain. The right fly lining shall be sewn to the left fly below the zipper. The crotch lining shall be serged to each front. A one piece French fly made of the outer fabric shall be sewn to the inside right fly. A separate sewn on French fly will not be acceptable.
BELT LOOPS	There shall be a minimum of five (5) belt loops on waist sizes 30 and down, seven (7) belt loops on waist sizes 31 - 48, and a minimum of nine (9) on sizes 50 and larger. Each loop is to be 3/4" wide, of double thickness, and stitched on the face side with a two needle machine. Except for the center back loop which shall be tacked on, all loops shall be sewn into the bottom of the waistband and into the rocap. They shall accommodate a 1-5/8" belt.
ZIPPER	The trousers shall be closed with a YKK brass zipper which has a brass bottom stop at the base of the zipper chain and a brass ratcheting cam lock slider. The inside left fly will be reinforced with Pellon under the zipper stitching. A straight bartack shall be sewn through from the outside of the garment to the inside at the bottom of the fly. It shall be sewn through the zipper tape, the right and left fly and the right fly lining. The right and left fly shall be joined by an additional bartack located below the bottom zipper stop on the inside of the trouser.
SEAMING	The entire trouser is to be seamed with polyester core thread. The seat seam shall be stitched with a tandem needle seat seaming machine. All exposed inside seams of the trouser are to be serged.
SIZE TAG	Trousers shall be labeled with the following information: lot number, size, fiber content, and care instructions.
FINISHING AND PRESSING	All loose threads shall be removed. Trousers must be pressed completely and properly with the side seam, inseam, and seat seam pressed open. There must be a Texpak clip attached to the top fly of the finished trousers.
WARRANTY	One year against workmanship or fabric defects.

B. UNIFORM - II**1. SHORT SLEEVE SHIRTS (8713X) Blauer Street Gear (equal or better)**

SHELL FABRIC	6.5 oz. per square yard 2 X 1 twill weave in a 65% polyester / 35% cotton fiber blend with 3XDRY® comfort finish and 10-12% filling stretch that is pre-cured for wrinkle resistance. Machine washable and dry cleanable cotton blend provides user comfort, uniform appearance, durability, and easy care.	
COLOR	(45) Silver Tan	
TRIM	Interlining: Small Parts: 100% polyester Front Placket: 50% Polyester 50% Cotton Hook and loop: Woven Nylon base Buttons: melamine, 20 ligne, matching shell fabric	
DESIGN & CONSTRUCTION	Short sleeve uniform shirt 5 crease military style with permanent sewn in creases Top fused convertible sport collar Mitered, pleated pockets with scalloped flaps, pencil opening in left pocket, hook and loop closure Epaulets Badge eyelets with internal support strap Extra long shirt tails	
CUSTOMIZATION	Emblems Name Tab Zipper Front Metal Buttons on epaulets and pocket flaps	
STANDARD SIZE RANGE	1. Men's: Regular Length: S-3XL 2. Women's: Regular Length: XS-2XL	
EMBLEMS/PATCHES	Emblems are to be sewn on both shoulders with 4 1/2" emblem 80% embroidery with plastic backing. Emblems are to be included in the price of the shirt.	
MEASUREMENTS	Men's: Regular Length: L:	Women's: Regular Length: M
	Neck: 17.25 (plus or minus 0.5 inches) 1/2 Chest: 25.25 (plus or minus 0.75 inches) Back Length: 32.5 (plus or minus 0.5 inches)	Neck: 15.5 (plus or minus 0.5 inches) 1/2 Chest: 22 (plus or minus 0.75 inches) Back Length: 28.5 (plus or minus 0.5 inches)

2. TROUSERS (perfection style 1725fg) equal or better

FABRIC	Style: Perfection MatrixSeries™ Engineered Stretch Twill with Perfection X-Factor™ Technologies, featuring SwiftGaley Indestructible 5454/158 with H2 Tech Dual Action (Hydrophilic/Hydrophobic), Flex, and UltraDye Enhancements. Fiber Content: 65% polyester/35% combed cotton. Weave: 2 x 1 Twill with Engineered Stretch. Weight: 7.5oz./square yard, Construction: 90 warp x 50 filling. Tensile Strength: 160 x 90 lbs., Finishes: Pre-cured. Wrinkle Resistant, & H2 Tech treatments to provide superior color retention, internal hydrophilic wick ability & breathability, and external hydrophobic resistance to water based liquids (Other surface treatments are unacceptable.)UV/ Sun Protection - UPF 40+ rating (Highest apparel rating)
POCKETING & LINING	Style: QST Starspun III. Fiber Content: 70% polyester/30% cotton. Weave: Plain. Weight: 3.5 oz./square yard. Construction: 82 warp x 50 filling. Tensile Strength: 119 x 98 lbs., Color: Black
DESIGN	Shall feature the Perfection EGC System™ Design for enhanced comfort and mobility. Uniform trouser with a plain front with two quarter top pockets. Cell phone pocket. Topstitched back pockets with triangle bartacks, left pocket has tab to button. Zipper fly fronts with French fly.

EXHIBIT "A" (REVISED)

HIDALGO COUNTY

"PURCHASE OF UNIFORMS AND ACCESSORIES FOR ALL COUNTY LAW ENFORCEMENT AGENCIES"

BID NO: 2009-068-07-15-SMA

SPECIFICATIONS/REQUIREMENTS, TERMS & CONDITIONS

	1-piece EGC diamond gusset crotch for enhanced comfort, mobility, & wear life. Two inch wide EGC Perfection Fit expandable waistband, with set in belt loops. Straight leg bottoms. CREASET® Super Silicone Creases. The trousers shall be made from a men's relaxed fit uniform trouser pattern
COLOR	Forest Green utilizing H2 UltraDye Technology for Enhanced Color Depth and color retention (other dye processes are unacceptable)
POCKETS	The front pockets are quarter top style, with a minimum 6 1/2" opening and a 6" depth, measured from the bottom of the opening. The front pocket bags are double tipped and shall be stitched, turned, and re-stitched. The inside front pocket facing shall be a separate piece of self material finishing no less than 1 1/2" wide. A cell phone pocket inside the left front pocket is accessed by a 7" invisible zipper. The back pockets have 5 1/2" openings and are 6" deep. They shall be made with a Reese PW automatic machine and topstitched on the outside with an exposed top and bottom welt inside facing. The left pocket shall have a tab to button. The front pockets shall have straight bartacks at the ends of the openings. The back pockets shall have triangle bartacks at the ends of the openings.
WAISTBAND	The trousers are made with a 2" wide Perfection EGC System™ expandable waistband for exact fit, with enhanced comfort and mobility. The waistband on the front panel has an extension that joins to the inside of the back waistband with heavy-duty hidden elastic. This construction enables the waistband to automatically expand & contract 2 to 4 inches, as necessary. The waistband is stabilized with fusible nonwoven interlining. The waistband shall close with two crush proof hooks and eyes, which are reinforced with canvas stays. There shall be a bartack behind each eye. The Perfection Breathable EGC Stretch Waistband Curtain finishes 2 5/8" wide. The upper portion is made of 1 1/8" wide bias cut pocketing fabric with 1/16" topstitching and 3/4" wide stretch Ban-Rol® canvas. The lower portion is 1 1/2" wide and is made of woven elastic with 3-strand Mini Snugtex® to insure shirt tail "tuck". The waistband curtain shall be set on with a rocap machine and be closed by stitching below the waistband through the outer fabric and the waistband curtain.
BELT LOOPS	There shall be seven belt loops on sizes 38 and smaller, and 8 belt loops on sizes 40 and larger. Each loop is to be 3/4" wide, of double thickness, have canvas interlining and be stitched with a 1/4" gauge twin needle. All loops (except for the center back loop) shall be stitched into the waistband curtain seam and the bottom of the waistband. The top of the center back loop shall be tacked to the outside of the waistband, folded over the tacking, with the bottom of the loop tacked to the trousers. They shall accommodate a 1 3/4" wide belt.
CREASING	The front and rear creases in the trouser legs incorporate a permanent modified "Super Silicone" crease produced by the CREASET® System, that is specially formulated for fabrics with high technology treatments.
STITCHING	The entire trouser is to be stitched with matching polyester core or 100% polyester spun thread. The thread shall be colorfast and match the fabric. All visible stitching must be 10-11 stitches per inch. All exposed inside seams are to be serged. The seat seam must be stitched with a tandem needle machine. There is a minimum 2 3/4" seat outlet for alterations.
FLY	The trousers shall close with a YKK brass memory lock zipper which has a brass bottom stop at the base of the zipper chain and a brass ratcheting cam lock slider. Both flies have fusible nonwoven interlining. The right fly has a French fly extension and is lined with pocketing fabric, which extends from the top of the waistband to the inseam. A matching button is stitched to the left waistband curtain to fasten the French fly. A straight bartack shall be stitched at the bottom of the fly from the outside of the garment, through the zipper tape, the right and left fly and the right fly lining. The right and left fly shall be joined by an additional bartack located below the bottom zipper stop on the inside of the trousers. The zipper and fly topstitching extend to the top of the waistband.
INSIDE TRIM	The right fly lining extension is stitched to the front seat seam allowances and extends to the inseam.
DIAMOND GUSSET	Perfection EGC System™ incorporates a one piece Diamond Gusseted Crotch construction for enhanced comfort, mobility and wear life. All raw edges must be serged prior to setting the gusset. After the gusset is set, it is topstitched, 1/16" from the edges. Safety stitch construction is unacceptable.
SIZE	The trousers shall be unhemmed and be available in a regular rise length in waist sizes 28 through 60. Odd waist sizes are available through size 37.
FINISHING AND PRESSING	All loose threads shall be removed. Trousers must be pressed on Hothead presses and properly shaped, with the inseams, outseams, and seat seam pressed open. There must be a Texpak clip attached to the waistband of the finished trousers.
LABELING	Trousers shall be labeled Perfection MatrixSeries™, with the following information: manufacturer, style number, size, fiber content, care instructions, RN number and country of origin.

C. UNIFORM-III

1. POLO-SHORT SLEEVE SHIRTS-5.11 Tactical (71048) equal or better

DESCRIPTION	<ul style="list-style-type: none">• 100 % Treated 6.4 oz. Interlocked cotton fabric to prevent fading, wrinkling and shrinking• Moisture wicking finish• Tough melamine buttons• No roll Collar with flexible collar strays• Mic-loop pockets located at each shoulder and placed at the bottom of the placket at the stemum level• Reinforced dual pen pockets• Polo shirts with name & title embroidered on right breast and badge embroidered on left breast
COLOR	TAN OR BLACK
SIZE	Sm - XXL and Larger

2. TACTICAL PANTS 5.11 Tactical 74251 equal or better

FABRIC	100 % Cotton Tactical Canvas, 8.5 oz , 73x40/10x10, Pant weight
POCKETING	80% Polyester 20% Cotton T/C, tightly woven poplin
SIZE	Pants must be available in Regular, Short, Long and X-Large Long, from stock
COLOR	Khaki 055 or Walnut 105
FEATURES & BENEFITS	Self adjusting action waist with elastic sides; 7 belt loops and a DORing; Deep front pockets; cargo pockets with flaps; phone pocket on right front, Large open-top back pockets, and a tool strap on right back. The pants have double knees of self fabric, removable 6mm Neoprene knee pad inserts; and a double seat of self fabric. Bottom hems have openings for draw cords.
POCKETS	<ul style="list-style-type: none">• Front pocket openings have self fabric facings and extra reinforcements on knife clippings area. Pocket openings are firmly bar tacked on both ends. Pocket bags are made of durable Poly/Cotton blend and they are extra deep. Pocket bags are finished clean inside the pant and double stitched for heavy duty.• Cargo pockets have large flaps and Velcro closure.• Knife pocket? Is lined with extra durable Cordura Nylon. The pocket has gussets on sides and a large flap with Velcro closure; it

EXHIBIT "A" (REVISED)

HIDALGO COUNTY

"PURCHASE OF UNIFORMS AND ACCESSORIES FOR ALL COUNTY LAW ENFORCEMENT AGENCIES"

BID NO: 2009-068-07-15-SMA

SPECIFICATIONS/REQUIREMENTS, TERMS & CONDITIONS

	accommodates a phone. <ul style="list-style-type: none"> Back Pockets are formed of self fabric. They are extra large with large open top. The top has Velcro closure. Opening has extra reinforcement on the side seam side; both ends are firmly cross-bar tacked.
SEAMS & STITCHING	<ul style="list-style-type: none"> Seams are durable with 10 stitches per inch and extra heavy 5-thread construction. Top stitching are non-raveling lock stitching. Side seams, seat seam and front rise have two-needle top stitching. Crotch point is bar tacked. Fly outline, had pocket openings, all pocket flaps, knee patches and seat patch have double needle top stitching. Cargo pockets are attached with double needle top stitching. Belt loops are bar tacked on all corners. Cargo pocket openings are bar tacked and flaps are cross bar tacked. Back pocket openings are cross bar tacked. All Velcro pieces are attached with box stitching
LABELS	The woven logo label, care label, size label, country of origin label and fiber content are permanently attached to the pants.
CLOSURES	Closures are high quality, proven brand name products. Fly zipper is metallic YKK zipper with auto lock slider. Waist snap is metallic PRYM snaps with extra strong grip. Inside fly button is cross tacked.

3. B.D.U. (BATTLE DRESS UNIFORM) STYLE PANT

Tan And Black (Or Color Closest To The Tan And Black Of Existing Uniforms)

If The Color Varies Distinctly From Existing Sample Uniform It Will Not Be Considered. This Is Done To Keep The Appearance Of Uniformity.

100% Cotton Ripstop Only.

Pant Must Have:

- Adjustable Waist Tabs
- Two (2) Front Pockets
- Two (2) Rear Pockets
- Two (2) Large Button Down Bellows Leg Pockets
- Reinforced Seat And Knees
- All Seams Double Stitched
- Drawstring Ankle Ties

Pants Must Come In Both Regular And Long Lengths.

The Sizes Of B.D.U.'S Used Are: Small,Small,Medium,,large,X-Large, Xx-Large, Xxx-Large, Xxxx-Large

Note: Shrinkage Allowance Must Be Minimal On Pant And Contain Washing Care Instructions. Material Must Be Machine Washable And Able To Be Ironed.

4. JACKETS

FABRIC	Outershell: Travis Mills #7450 100% Nylon Supplex (equal or better) Removable Lining: 104x86 Thread Count, 70 Denier Nylon Taffeta or equal Color: Navy Thinsulate by 3M quilted 200-gram body with 100-gram sleeve or equal. 100 % Nylon taffeta, thread counts 104x86 or equal
DESIGN	The jacket shall be a full cut, waist length model with two-way zipper front, Thinsulate zip-in/zip-out liner, shirred waistband, and zippered side vents. Coat construction shall be used throughout the body and sleeves being fully lined
BODY DETAIL	The front shall be plain with patch pockets, flaps and badge tab. The inside facings shall be made of outer fabric and are to be sewn on top of the nylon lining which extends to the front edge of the jacket. There shall be a one piece back designed with the Articulated Gusset for full freedom of movement. There is to be a separate 2- 1/2" shirred waistband with 2- 1/2" heavy duty elastic. The entire waistband is to be shirred with the exception of an area 5 1/4" on either side of the front opening. There shall be side zipper entry on both side seams, approximately 11" in length and secured by a nylon zipper and elasticized snap closure. The shoulders shall have pads. A self goods reinforcement strip, approximately 3", shall be sewn on the inside of the jacket joined at the top of the waistband and extending from side to side.
INSIDE DETAIL	On the left side of the coat, there shall be a gun pocket installed on the permanent lining to accept a small frame handgun. The gun pocket shall have a minimum opening of 4 1/2" and be a minimum of 6" deep. The gun pocket shall be furnished with a strap and snap closure. Bartacks shall reinforce the opening. There shall be two cut-in pockets on the left and right sides measuring approximately 5 1/4" wide and 6" deep. There shall be a strap and snap on the lining of each sleeve end for attaching the zip in liner. The bottom of the coat on the inside shall have a 4" piece of outer shell material between the waistband and the inner taffeta lining to guard against wear from the inside.
SLEEVES	The sleeves shall be one piece set in with a single needle machine. The bottom of the sleeve shall have Velcro and elastic for adjustable fit. The cuff itself should measure 1 7/8" in width.
POCKETS	There shall be two patch pockets with 1 1/2" box pleats, finishing approximately 6 1/2" wide and 7 3/8" deep. Flaps shall be scalloped and self lined, measuring 6 3/4" wide and 3 3/8" long at center and 3" long at each end. They shall close with Velcro on the side points and with a centered buttonhole. The pockets shall be lined with pocketing material with an opening of approximately 5 1/2" on the side. The left patch pocket is to have a 1 1/2" pencil opening at the top of the flap. Both the pockets and the flaps are to be bartacked. Flaps are too interlined
COLLAR	The standup collar shall be made using self material and shall be interlined with Pellon. There shall be an option of a detachable hood and for collar using Orlon pile. This collar and hood are to be attached to the permanent collar with buttons.
EPAULETS	The epaulets shall be made of self goods. They shall be sewn into the sleeve head seam, "X" stitched and tacked to the jacket at the neck.
SIZES	Jackets must be available small through XXL and larger
BADGE TAB	The badge tab shall be made of the outer fabric lined with pocketing fabric, and shall measure 2" tall by 1" wide. The first eyelets is 1/2" down from the top finished edge and the second is 1/2" up from the bottom finished edge. The eyelets are spaced 1" apart from center to center. The badge tab shall be centered 2 1/2" above the left flap pocket.
ZIPPER	There shall be an YKK #5, two-way molded nylon zipper in the front and an 11" nylon zipper on each side vent.
BUTTONS & SNAPS	The pocket flaps and epaulets shall be secured with 24 ligne metal buttons. The front fly and size zipper tabs shall be secured by high impact, non-reflective, non-glare, scratch resistant snaps.

EXHIBIT "A" (REVISED)**HIDALGO COUNTY****"PURCHASE OF UNIFORMS AND ACCESSORIES FOR ALL COUNTY LAW ENFORCEMENT AGENCIES"****BID NO: 2009-068-07-15-SMA****SPECIFICATIONS/REQUIREMENTS, TERMS & CONDITIONS**

THREAD	All sewing is to be done with polyester core thread or 100% spun polyester thread.
SIZE TAG & CARE INSTRUCTIONS	Each jacket shall have a sewn-in woven size label. There shall also be a printed label with care instructions. Each coat shall be marked with lot number, size fiber content and WPL number.
WARRANTY	Garments shall have a one year warranty against workmanship against workmanship or fabric defects.
EMBLEMS/PATCHES	Emblems are to be sewn on both shoulders with a 4 1/2" emblem 80% embroidery with plastic backing. Emblem are to be included in the price of the jacket

III. HIDALGO COUNTY CONSTABLE PRECINCT No. 3**1. SHORT SLEEVE SHIRTS (perfection-style 2340DN) equal or better**

FABRIC	Milliken 707430 Poplin, Polyester 100%, Weight 7.25 per yard (liner), 80 warps and 49 filling, Permanent Press with soil release finish.
CREASING	Pockets, pocket flaps, collar band and shoulder straps to be stitched-creased to give uniform shape and size. The two (2) military creases in front and three (3) in back of each shirt must incorporate a permanent, modified, silicone crease produced by the "Lintrak System" (equal or better).
FRONT	Left front to have a self-fabric center pleat 1 1/2" wide extending from collar band to bottom of shirt. It shall have two (2) rows of stitching 1" apart. The center pleat to be lined with 100 % Polyester. Right front to have an approximate 3" tum back extending from collar to bottom of shirt. The right front shall have seven (7) buttons.
COLLAR	To be die cut. Convertible collar is to measure approximately 3 1/4" long at point and to be topstitched 3/16" from edge. The interlinings are to be Dacron Polyester, 250 Denier. Permanent collar stays of proper length are to be sewn inside collar so that no stitches are made through the bottom leaf.
YOKE	Two-ply yoke lined on the inside with Polyester satin. Yoke shall measure approximately 3" at bottom center of band and 3 1/4" at outside edge of yoke. 1/16" topstitch.
SLEEVES	Sleeves are to be one (1) piece, have a 1" hem and finish 10" long from the shoulder seam. Sleeve setting and closing shall be done with an over edge and safety stitch. The sleeve is to be bar tacked at the hem.
POCKETS	Two (2) breast pockets finishing 5 1/2" wide and 6" long to have mitered corners. Both pockets shall have a 1 1/2" box pleat stitched top and bottom to prevent spreading. Left pocket to have a sewn through pencil opening 1 1/2" wide. Velcro 1/4" wide and 3/4" long to be placed on each pocket to secure Velcro placed on each flap.
FLAPS	To be die cut, creased and scalloped, finishing 5 1/4" in width, 2 1/2" in length at the center of 2 1/8" at each side. Flaps to be placed 1/4" above the top of each pocket and have one (1) centered buttonhole with button. The left flap to have a pencil opening 1 3/8" in width. Velcro 3/8" wide and 1" long to be placed on edges of each flap to secure Velcro placed on pockets. Flaps to be lined with crease 'n' tack interlining.
PATCHES	Two (2) patches per shirt both the same. Uniform vendor will provide patches on shirt- on both shoulder 1/2" from upper seam.
BADGE TAB	Inside sling type of self-goods approximately 1" wide to extend from joining seam to pocket of left front. To have two (2) small, uncut buttonholes one inch (1") apart with the lower buttonhole approximately 1 1/2" above the flap.
SHOULDER STRAPS	To be sewn into sleevehead seam and measure approximately 2 1/8" tapering to 5/8" with end pointed. Straps to be set approximately half inch (1/2") from the collar seam. They shall be box stitched to shoulders with a row of cross-stitching two inches (2") from sleeve head and diagonally sewn from each end of the seam to the sleeve. Shoulder straps are to be die cut, creased and lined with crease 'n' tack.
BUTTONS	To be a melamine button dyed to match the fabric color, 20 ligne. Removable button features to accommodate metal buttons
ZIPPER	Must include front metal zipper for shirt enclosure from top to bottom with equivalent color to shirt.
METAL BUTTON FEATURE	Dark brown equivalent to Perfection 2340DN shirts are made to accept metal buttons on the shoulder straps, front, and pocket flaps. Four (4) Silver/Gold front buttons to be 20 ligne. Two (2) Silver/Gold buttons for epaulets. Two (2) Silver/Gold buttons for pocket flaps. Some shirts require Silver, and others require Gold buttons.
STITCHING	The entire shirt is to be stitched with 100% polyester core 100% polyester wrap thread. All visible stitching must be 10-12 stitches per inch. Sleeve setting and side closing shall be done with an over edge and safety stitch. The outer edges of the collar are topstitched 3/16". The center front pleat has 2 rows of stitching 1" apart. The shoulder straps and pocket flaps are topstitched 1/16" from the edges. There is a second row of topstitching 1/4" from the flap setting stitches. The lower edge of the yoke is topstitched 1/16".
EPAULETS	Must be set on the shoulders and sewn into the shoulder and sleeve seam. The epaulets shall be sewn to the jacket using a box-cross stitched and shall have a buttonhole. Epaulets will be pink tan with red piping.
COLOR	(659AP) Brown (equal or better)
CONSTRUCTION	The collar is made by the conventional construction. The top ply, bottom ply and interlining are first stitched together, then turned right side out and finally topstitched. Shoulder straps and pocket flaps are creased.
WARRANTY	One (1) year against workmanship or fabric defects
SIZES	All Shirts must be available in even and half size neck sizes. "Talls" shall be available as "in-stock" item.
TAG & CARE INSTRUCTIONS	Each garment will be identified by permanent size, lot number, cut number, fiber content, WPL and care instruction labeling.
LABELING	The shirt shall be labeled with the following information: style number, size, fiber content, care instructions, RN number and country of origin.

2. LONG SLEEVE SHIRTS (Perfection-Style 3000BN) equal or better

FABRIC	Delta Mills, Style #9270 or equal, 100% Polyester, 2x2 Ply Constructions, Weight 9.5 to 10 oz. per yard, Tropical Weave.
CREASING	Pockets, pocket flaps, collar band and shoulder straps to be stitched-creased to give uniform shape and size. To have two sewn in permanent military creases in front and three in back.
FRONT	To have a self-fabric center pleat 1-1/2" wide extending from collar band to bottom of shirt. It shall have 2 rows of stitching 1" apart. The center pleat to be lined with Dacon Polyester, 250 Dener. A self-lined button stand 7/8" wide shall be placed on the right side and extend from collar band to bottom of shirt. There shall be six front and one collar button. Center placket shall be a two-piece construction.
COLLAR	To be die cut. The back of the stand is to measure 1- 1/2". The points are to be 3-1/4" in length and top stitched 1/4" from edge. The interlinings are to be 100% polyester, 250 denier. Collar band to be lined with crease 'n' tack interlining. Permanent collar stays of proper length are to be sewn inside collar so that no stitches are made through the bottom leaf. The stand shall fasten with one button. All shirts to have satin lining.

EXHIBIT "A" (REVISED)**HIDALGO COUNTY****"PURCHASE OF UNIFORMS AND ACCESSORIES FOR ALL COUNTY LAW ENFORCEMENT AGENCIES"****BID NO: 2009-068-07-15-SMA****SPECIFICATIONS/REQUIREMENTS, TERMS & CONDITIONS**

YOKE	Two piece yoke of self-goods to measure approximately 3" at bottom center of band and 3 1/4" at outside edge of yoke. 1/16" topstitch. Shirts with no top stitched back yoke will not be acceptable.
SLEEVES	Each sleeve shall have one piece pointed placket 1-1/4" wide both top and bottom, with one button placed on the placket approximately 2-1/4" above the top of the cuff. Sleeve setting and closing shall be done with an overedge and safety stitch. Cuffs to close with 2 buttons and buttonholes. be 2-1/8" wide and have 1/4" topstitching on the edge. They shall be lined with woven, unbleached 100% Cotton interlining.
POCKETS	Two (2) breast pockets finishing 5 1/2" wide and 6" long to have mitered corners. Both pockets shall have a 1 1/2" box pleat stitched top and bottom to prevent spreading. Left pocket to have a sewn through pencil opening 1 1/2" wide. Velcro 3/4" wide and 1/4" long to be placed on each pocket to secure Velcro placed on each flap.
FLAPS	To be die cut, creased and scalloped, finishing 5 3/4" in width, 2 3/4" in length at the center of 2 1/2" at each side. Flaps to be placed 1/4" above the top of each pocket and have one (1) centered buttonhole with button. The left flap to have a pencil opening 1 3/8" wide and 1 secure with bartacks on each side of the openings. Velcro 3/4" square to be placed on the edge of each flap. Flaps to be lined with crease'n'tack interlining.
PATCHES/EMBLEMS	Two (2) patches per shirt both the same. Uniform vendor will provide patches on shirt- on both shoulder 1/2" from upper seam.
BADGE TAB	Inside sling type of self-goods approximately 1" wide to extend from joining seam to pocket of left front. To have two (2) small, uncut buttonholes one inch (1") apart with the lower buttonhole approximately 1 1/2" above the flap. Sling shall be turned and stitched and sewn down in the bottom.
SHOULDER STRAPS	To be sewn into sleevehead seam and measure approximately 2 1/8" tapering to 5/8" with end pointed. Straps to be set approximately half inch (1/2") from the collar seam. They shall be box stitched to shoulders with a row of cross-stitching two inches (2") from sleeve head and diagonally sewn from each end of the seam to the sleeve. Shoulder straps are to be die cut, creased and lined with crease'n'tack
BUTTONS	To be a melamine button dyed to match the fabric color, 20 ligne.
ZIPPER	Must include front metal zipper for shirt enclosure from top to bottom with equivalent color to shirt
METAL BUTTON FEATURE	Brown Shirts are made to accept metal buttons on the shoulder straps, fronts, pocket flaps and cuffs. Four (4) Silver/Gold front buttons to be 20 ligne. Two (2) Silver/Gold buttons for epaulets. Two (2) Silver/Gold buttons for pocket flaps. Some shirts require Silver, and others require Gold buttons
STITCHING	The entire shirt is to be stitched with 100% polyester core 100% polyester wrap thread. All visible stitching must be 10-12 stitches per inch. Sleeve setting and side closing shall be done with an over edge and safety stitch. The outer edges of the collar are topstitched 3/16". The center front pleat has 2 rows of stitching 1" apart. The shoulder straps and pocket flaps are topstitched 1/16" from the edges. There is a second row of topstitching 1/4" from the flap setting stitches. The lower edge of the yoke is topstitched 1/16".
EPAULETS	Must be set on the shoulders and sewn into the shoulder and sleeve seam. The epaulets shall be sewn to the jacket using a box-cross stitched and shall have a buttonhole. Epaulets will be pink-tan with red piping.
COLOR	(659AP) Brown (equal or better)
CONSTRUCTION	The collar is made by the conventional construction. The top ply, bottom ply and interlining are first stitched together, then turned right side out and finally topstitched. Shoulder straps and pocket flaps are creased.
WARRANTY	One (1) year against workmanship or fabric defects.
SIZES	Shirts shall be available as a stock item sized with the exact neck size and exact sleeve length. Any combination neck size or sleeve lengths are not acceptable.
TAG & CARE INSTRUCTIONS	Each garment will be identified by permanent size, lot number, cut number, fiber content, WPL and care instruction labeling.
LABELING	The shirt shall be labeled with the following information: style number, size, fiber content, care instructions, RN number and country of origin.
3. POLYESTER TWILL TROUSERS – (Style -X13506NS) equal or better	
FABRIC	Milliken 707428, Color: taupe/pick-tan 7496, 100% polyester, Weight: 15.75 oz./linear yard, Weave: 2 x 2 Right Hand Twill, Construction: 92 warp x 62 filling, Tensile Strength: 293 x 201 lbs., Finish: Visa® System III
POCKETING & LINING	All pocketing must be in black, 70% polyester/30% cotton, weave plain, 82 warp x 50 filling, 119 x 98 lbs. The weight must be 3.5 oz./square yard
CREASING	The front and rear creases in the trouser legs incorporate a permanent modified silicone crease produced by the Lintrak® System.
DESIGN	The trousers shall be made from a manufactured from a men's up-to-date uniform trouser pattern. The trouser styling shall incorporate a plain front with two quarter top pockets. Trouser is straight leg bottoms. Topstitched back pockets with triangle bartacks. left pocket has tab to button, zipper fly front with French fly. Inside belly band. Crotch lining. 1 1/2 inch waistband with dropped belt loops.
STRIPE	The trouser must have a stripe from waistband. The stripe shall be brown measuring 1/2" wide on 3/4 red striping on pant leg from waistband down
POCKETS	The front pockets are quarter top style, with a minimum 6 1/2" opening and a 6" depth, measured from the bottom of the opening. The front pocket bags are double tipped and shall be stitched, turned, and re-stitched. The inside front pocket facing shall be a separate piece of self material finishing no less than 1 1/2" wide. The back pockets have 5 1/2" openings and are 6" deep. They shall be made with a Reese PW automatic machine and topstitched on the outside with an exposed top and bottom welt inside facing. The left pocket shall have a tab to button. The front pockets shall have straight bartacks at the ends of the openings. The back pockets shall have triangle bartacks at the ends of the openings.
WAISTBAND	The trousers are made with a continuous closed 1 1/2" wide waistband. The full length of the waistband is stabilized with fusible nonwoven interlining. The waistband shall close with a crush proof hook and eye, which are reinforced with canvas stays. There shall be a bartack behind the eye. The 3-strand Snugtex® waistband curtain finishes 2 1/4" wide. 3/4" Ultra BanRol® waistband stiffener is used in the full length of the waistband. The waistband curtain shall be set on with a rocap machine and be closed by stitching below the waistband through the outer fabric and the waistband curtain
BELT LOOPS	There shall be seven (7) belt loops on sizes 38 and smaller, and 8 belt loops on sizes 40 and larger. Each loop is to be 3/4" wide, of double thickness, have canvas interlining and be stitched with a 1/4" gauge twin needle. All loops shall be tacked to the outside of the waistband, folded over the tacking, with the bottom of the loop folded under and tacked to the trousers. The side loops shall be placed 3/4" behind the side seams. The loops shall accommodate a 2" wide belt.
ZIPPER & FLY	The trousers shall close with a YKK brass memory lock zipper which has a brass bottom stop at the base of the zipper chain and a brass ratcheting cam lock slider. Both flies have fusible nonwoven interlining. The right fly has a French fly extension and is lined with pocketing fabric, which extends from the top of the waistband to the inseam. A matching button is stitched to the left waistband curtain to

EXHIBIT "A" (REVISED)**HIDALGO COUNTY****"PURCHASE OF UNIFORMS AND ACCESSORIES FOR ALL COUNTY LAW ENFORCEMENT AGENCIES"****BID NO: 2009-068-07-15-SMA****SPECIFICATIONS/REQUIREMENTS, TERMS & CONDITIONS**

	fasten the French fly. A straight bartack shall be stitched at the bottom of the fly from the outside of the garment, through the zipper tape, the right and left fly and the right fly lining. The right and left fly shall be joined by an additional bartack located below the bottom zipper stop on the inside of the trousers. The zipper and fly topstitching extend to the top of the waistband
INSIDE TRIM	Each front has a 4" wide belly band, made of pocketing fabric. It is sewn to the pocket bag and caught in the fly facing topstitching and the waist seam to provide a smooth front appearance. The crotch lining is made of folded pocketing fabric to provide a double layer and is serge to each front. The right fly lining extension is stitched to the front seat seam allowances and extends to the inseam.
STITCHING	The entire trouser is to be stitched with matching polyester core or 100% polyester spun thread. The thread shall be colorfast and match the fabric. All visible stitching must be 10-11 stitches per inch. All exposed inside seams are to be serge. The seat seam must be stitched with a tandem needle machine. There is a minimum 2 3/4" seat outlet for alterations.
PRESSING & FINISHING	All loose threads shall be removed. Trousers must be pressed on Hothead presses and properly shaped, with the inseams, outseams, and seat seam pressed open. There must be a Texpak clip attached to the waistband of the finished trousers
SIZES	The trousers shall be unhemmed and available in a regular rise length in waist sizes 28 through 60. Odd waist sizes must be available.
TAG & CARE INSTRUCTIONS	Trousers shall be labeled with the following information: manufacturer, style number, size, fiber content, care instructions, RN number and country of origin.

4. PATROL JACKETS

FABRIC	Outershell: Travis Mills #7450, 100% Nylon Supplex or equal Removable Lining: 104x86 Thread Count, 70 Denier Nylon Taffeta or equal Color: Brown Thinsulate by 3M quilted 200-gram body with 100-gram sleeve or equal. 100 % Nylon taffeta, thread counts 104x86 or equal
DESIGN	The jacket shall be a full cut, waist length model with two-way zipper front, Thinsulate zip-in/zip-out liner, shirred waistband, and zippered side vents. Coat construction shall be used throughout the body and sleeves being fully lined
BODY DETAIL	The front shall be plain with patch pockets, flaps and badge tab. The inside facings shall be made of outer fabric and are to be sewn on top of the nylon lining which extends to the front edge of the jacket. There shall be a one piece back designed with the Articulated Gusset for full freedom of movement. There is to be a separate 2- 1/2" shirred waistband with 2- 1/2" heavy duty elastic. The entire waistband is to be shirred with the exception of an area 5 3/4" on either side of the front opening. There shall be side zipper entry on both side seams, approximately 11" in length and secured by a nylon zipper and elasticized snap closure. The shoulders shall have pads. A self goods reinforcement strip, approximately 3", shall be sewn on the inside of the jacket joined at the top of the waistband and extending from side to side.
INSIDE DETAIL	On the left side of the coat, there shall be a gun pocket installed on the Removable lining to accept a small frame handgun. The gun pocket shall have a minimum opening of 4 1/2" and be a minimum of 6" deep. The gun pocket shall be furnished with a strap and snap closure. Bartacks shall reinforce the opening. There shall be two cut-in pockets on the left and right sides measuring approximately 5 1/4" wide and 6" deep. There shall be a strap and snap on the lining of each sleeve end for attaching the zip in liner. The bottom of the coat on the inside shall have a 4" piece of outer shell material between the waistband and the inner taffeta lining to guard against wear from the inside.
SLEEVES	The sleeves shall be one piece set in with a single needle machine. The bottom of the sleeve shall have Velcro and elastic for adjustable fit. The cuff itself should measure 1 7/8" in width. DEPARTMENT'S PATCH MUST BE SEWN ON BOTH SLEEVES.
POCKETS	There shall be two patch pockets with 1 1/2" box plats, finishing approximately 6 1/2" wide and 7 3/8" deep. Flaps shall be scalloped and self lined, measuring 6 1/4" wide and 3 3/8" long at center and 3" long at each end. They shall close with Velcro on the side points and with a centered buttonhole. The pockets shall be lined with pocketing material with an opening of approximately 5 1/2" on the side. The left patch pocket is to have a 1 1/2" pencil opening at the top of the flap. Both the pockets and the flaps are to be bartacked. Flaps are too interlined
COLLAR	The standup collar shall be made using self material and shall be interlined with Pellon. There shall be an option of a detachable hood and fur collar using Orlon pile. This collar and hood are to be attached to the permanent collar with buttons.
EPAULETS	The epaulets shall be made of self goods. They shall be sewn into the sleeve head seam, "X" stitched and tacked to the jacket at the neck.
SIZES	Jackets must be available small through XXL and larger
BADGE TAB	The badge tab shall be made of the outer fabric lined with pocketing fabric, and shall measure 2" tall by 1" wide. The first eyelets is 1/2" down from the top finished edge and the second is 1/2" up from the bottom finished edge. The eyelets are spaced 1" apart from center to center. The badge tab shall be centered 2 1/2" above the left flap pocket.
ZIPPER	There shall be an YKK #5, two-way molded nylon zipper in the front and an 11" nylon zipper on each side vent.
BUTTONS & SNAPS	The pocket flaps and epaulets shall be secured with 24 lignc metal buttons. The front fly and size zipper tabs shall be secured by high impact, non-reflective, non-glare, scratch resistant snaps.
THREAD	All sewing is to be done with polyester core thread or 100% spun polyester thread.
SIZE TAG & CARE INSTRUCTIONS	Each jacket shall have a sewn-in woven size label. There shall also be a printed label with care instructions. Each coat shall be marked with lot number, size fiber content and WPL number.
WARRANTY	Garments shall have a one year warranty against workmanship against workmanship or fabric defects.
EMBLEMS/PATCHES	Emblems are to be sewn on both shoulders. Emblem are to be included in the price of the jacket

5. POLO-SHORT SLEEVE SHIRTS (5.11 Tactical #71048) equal or better

DESCRIPTION	<ul style="list-style-type: none"> • 100 % Treated 6.4 oz. Interlocked cotton fabric to prevent fading, wrinkling and shrinking • Moisture wicking finish • Tough melamine buttons • No roll Collar with flexible collar strays • Mic-loop pockets located at each shoulder and placed at the bottom of the placket at the sternum level • Reinforced dual pen pockets • Polo shirts with name & title embroidered on right breast and badge embroidered on left breast
COLOR	Dark Navy
SIZE	Sm - XXL and Larger
EMBLEM	Hidalgo County CONSTABLE badge embroidered on left side of chest. Name (bottom) & title (top) to be on right side. Bidders are encouraged to attend the pre-bid conference for viewing of samples.

EXHIBIT "A" (REVISED)

HIDALGO COUNTY

"PURCHASE OF UNIFORMS AND ACCESSORIES FOR ALL COUNTY LAW ENFORCEMENT AGENCIES"

BID NO: 2009-068-07-15-SMA

SPECIFICATIONS/REQUIREMENTS, TERMS & CONDITIONS

6. PROFESSIONAL POLO-SHORT SLEEVE SHIRTS (5.11 Tactical #41060) equal or better	
DESCRIPTION	100% Treated cotton to prevent fading, wrinkling & shrinking, tough melamine buttons, No Roll Collar with flexible collar stays. Reinforced dual pen pockets on left sleeves. Accepts embroidery and silk screening well
SIZES	Small through 3XL
COLOR:	Dark Navy
EMBLEM	Hidalgo County CONSTABLE badge embroidered on left side of chest. Name (bottom) & title (top) to be on right side. Bidders are encouraged to attend the pre-bid conference for viewing of samples.
7. TACTICAL PANTS (5.11 Tactical 74251) equal or better	
FABRIC	100 % Cotton Tactical Canvas, 8.5 oz. 73x40/10x10. Pant weight
POCKETING	80% Polyester 20% Cotton T/C, tightly woven poplin
SIZE	Pants must be available in Regular, Short, Long and X-Large Long, from stock
COLOR	Khaki 055
FEATURES & BENEFITS	Self adjusting action waist with elastic sides; 7 belt loops and a DORing; Deep front pockets; cargo pockets with flaps; phone pocket on right front, Large open-top back pockets, and a tool strap on right back. The pants have double knees of self fabric, removable 6mm Neoprene knee pad inserts; and a double seat of self fabric. Bottom hems have openings for draw cords.
POCKETS	<ul style="list-style-type: none">• Front pocket openings have self fabric facings and extra reinforcements on knife clippings area. Pocket openings are firmly bar tacked on both ends. Pocket bags are made of durable Poly/Cotton blend and they are extra deep. Pocket bags are finished clean inside the pant and double stitched for heavy duty.• Cargo pockets have large flaps and Velcro closure.• Knife pocket is lined with extra durable Cordura Nylon. The pocket has gussets on sides and a large flap with Velcro closure; it accommodates a phone.• Back Pockets are formed of self fabric. They are extra large with large open top. The top has Velcro closure. Opening has extra reinforcement on the side seam side; both ends are firmly cross-bar tacked.
SEAMS & STITCHING	<ul style="list-style-type: none">• Seams are durable with 10 stitches per inch and extra heavy 5-thread construction.• Top stitching are non-raveling lock stitching. Side seams, seat seam and front rise have two-needle top stitching. Crotch point is bar tacked. Fly outline, had pocket openings, all pocket flaps, knee patches and seat patch have double needle top stitching. Cargo pockets are attached with double needle top stitching. Belt loops are bar tacked on all corners. Cargo pocket openings are bar tacked and flaps are cross bar tacked. Back pocket openings are cross bar tacked. All Velcro pieces are attached with box stitching
LABELS	The woven logo label, care label, size label, country of origin label and fiber content are permanently attached to the pants.
CLOSURES	Closures are high quality, proven brand name products. Fly zipper is metallic YKK zipper with auto lock slider. Waist snap is metallic PRYM snaps with extra strong grip. Inside fly button is cross tacked.
8. TACTICAL VESTS (5.11 tactical #80001) equal or better	
DESCRIPTION	Designed for concealed carry .Back-Up Belt System™, Hidden BBS™ pockets on each side of vest, 18 Pockets, Key hook for safe access to your keys, Quad-stitched and bartacked at all stress points, Two layers of 8.5 oz., 100% cotton canvas, Two pockets sized for AR Magazines, Rear water bottle pockets, Reinforced half-collar, 360 degree pocket that wraps completely around the vest
SIZES	Small – 3 XL or larger
COLOR	Khaki
PATCH	11" x 3" patch embroidered with "CONSTABLE" on the back of the vest. Patch pricing must be included with the vest cost.
9. BELTS	
DESCRIPTION	Bianchi 8105 (equal or better) Nylon Liner Belt Hook and loop closure for quick on/off, lined with hook material to lock to duty belts lined with loop material, Belts are to be 1.5" wide to fit less than 2" duty belt.
SIZES	Small– 2XL
COLOR	Black
10. CAPS (Otto-31-262) equal or better	
DESCRIPTION	100% Cotton; baseball type; department badge embroidered on front of cap. Department will provide photo of badge to vendor when order is placed
SIZES	One size fits most
COLOR	Visor: Navy Blue Crown: Khaki V-Edge-Khaki
IV. HIDALGO COUNTY CONSTABLE PRECINCT No. 4	
A. UNIFORM I	
1. SHORT SLEEVE SHIRTS (perfection uniforms 2300, 2340 zipper front) equal or better	
FABRIC	VISA System 3 [®] fabric from Milliken & Company. Style #707430, 100% Dacron [®] polyester, and texturized woven. Weight 7.25 oz. per yard. Single warp, 2 ply filling.
COLOR	Silver Tan
CREASING	Pockets, pocket flaps, collar band and shoulder straps to be die creased to give uniform shape and size. To have two sewn in permanent military creases in front and three in back.

EXHIBIT "A" (REVISED)**HIDALGO COUNTY****"PURCHASE OF UNIFORMS AND ACCESSORIES FOR ALL COUNTY LAW ENFORCEMENT AGENCIES"****BID NO: 2009-068-07-15-SMA****SPECIFICATIONS/REQUIREMENTS, TERMS & CONDITIONS**

FRONT	To have a self fabric center pleat 1-1/2" wide extending from collar band to bottom of shirt. It shall have 2 rows of stitching 7/8" apart. The center pleat to be lined with 100% Polyester, 250 Denier. Right front to have an approximate 3" tumbback extending from collar to bottom of shirt. There shall be six front and one collar button. Center placket shall be a two piece construction.
COLLAR	To be die cut. Convertible collar is to measure 3-1/4" long at points and to be topstitched 1/4" from edge. The interlinings are to be 100% polyester, 250 denier. Permanent collar stays of proper length are to be sewn inside collar so that no stitches are made through the bottom leaf. All shirts to have satin lining in neck area.
YOKE	Two piece yoke of self goods to measure approximately 2-3/4" at bottom center of band and 2-1/2" at outside edge of yoke. Yoke must have a 1/16" topstitch. Shirts with no top stitched back yoke will not be accepted.
SLEEVES	Sleeves are to be one piece, have a 7/8" hem and finish 9-1/2" to 9-3/4" long from the shoulder seam. Sleeve setting and closing shall be done with an overedge and safety stitch. The sleeve is to be bartacked at the hem.
POCKETS	Two breast pockets finishing 5-3/8" wide and 5-3/4" long to have mitered corners. Both pockets shall have a 1-1/2" box pleat stitched top and bottom to prevent spreading. Left pocket to have a sewn through pencil opening 1- 3/8" wide. Velcro 5/8" wide and 5/8" long to be placed on each pocket to secure Velcro placed on each flap.
FLAPS	To be die cut, creased and scalloped, finishing 5-3/4" in width, 2-3/4" in length at the center and 2-1/2" at each side. Flaps to be placed 1/4" above the top of each pocket and have one centered buttonhole with button. The left flap to have a pencil opening 1-3/8" wide and secured with bartacks on each side of the opening. Velcro 3/4" square to be placed on edges of each flap. Flaps to be lined with crease 'n' tack interlining.
BADGE TAB	Inside sling type of self goods approximately 1" wide to extend from joining seam to pocket of left front. To have two small, uncut buttonholes 1-1/4" apart with the lower buttonhole approximately 1" above the flap. Sling shall be turned and stitched and sewn down on the bottom.
SHOULDER STRAPS	To be sewn into sleeve head seam and measure approximately 2-1/4" tapering to 1-1/2" with end pointed. Straps to be end approximately 1/2" from the collar seam. They shall be box stitched to shoulders with a row of cross stitching 2" from sleeve head and diagonally sewn from each end of the seam to the sleeve. Shoulder straps are to be die cut, creased and lined with crease 'n' tack.
EPAULETS	Silver tan with gold piping
SHIRT SIZES	All shirts must be available in exact neck sizes. Alpha sizes will not be acceptable. In neck sizes 16 through 18 1/2 "Talls" must also be available as an "in-stock" item.
EMBLEMS/PATCHES	Emblems are to be sewn on both shoulders with 4 1/2" emblem 80% embroidery with plastic backing. Emblems are to be included in the price of the shirt.
BUTTONS	To be a melamine button dyed to match the fabric color. 20 ligne.
METAL BUTTON FEATURE*	Dark Navy and Navy shirts are made to accept metal buttons on the shoulder straps, fronts, pocket flaps and cuffs. The right front on these shirts is to have an approximate 1-1/2" tumbback. Six front buttons to be 22 ligne.
PACKING	Shirts to be polybagged individually.
ZIPPER CLOSURE	All shirts must have a front closure with a 14" nylon separating zipper.
WARRANTY	One year against workmanship or fabric defects.

2. LONG SLEEVE SHIRTS (perfection uniforms 2000, 2040 zipper front) equal or better

FABRIC	VISA® System 3 fabric from Milliken and Company. Style #707430, 100% Dacron® polyester, and texturized woven. Weight 7.25 oz. per yard. Single warp, 2 ply filling.
COLOR	Silver Tan
CREASING	Pockets, pocket flaps, collar band and shoulder straps to be die creased to give uniform shape and size. To have two sewn in permanent military creases in front and three in back.
FRONT	To have a self fabric center pleat 1-1/2" wide extending from collar band to bottom of shirt. It shall have 2 rows of stitching 7/8" apart. The center pleat to be lined with 100% Polyester, 250 Denier. A self-lined button stand 7/8" wide shall be placed on the right side and extend from collar band to bottom of shirt. There shall be six front and one collar button. Center placket shall be a two piece construction.
COLLAR	To be die cut. The back of the stand is to measure 1-1/2". The points are to be 3-1/4" in length and top stitched 1/4" from edge. The interlinings are to be 100% polyester, 250 denier. Collar band to be lined with crease 'n' tack interlining. Permanent collar stays of proper length are to be sewn inside collar so that no stitches are made through the bottom leaf. The stand shall fasten with one button. All shirts to have satin lining in neck area.
YOKE	Two piece yoke of self goods to measure approximately 2-3/4" at bottom center of band and 2-1/2" at outside edge of yoke. 1/16" topstitch. Shirts with no top stitched back yoke will not be acceptable.
SLEEVES	Each sleeve shall have one piece pointed placket 1-1-1/4" wide both top and bottom, with one button placed on the placket approximately 2-1/4" above the top of the cuff. Sleeve setting and closing shall be done with an overedge and safety stitch. Cuffs to close with 2 buttons and buttonholes, be 2-7/8" wide and have 1/4" topstitching on the edge. They shall be lined with woven, unbleached 100% Cotton interlining.
POCKETS	Two breast pockets finishing 5-3/8" wide and 5-3/4" long to have mitered corners. Both pockets shall have a 1-1/2" box pleat stitched top and bottom to prevent spreading. Left pocket to have a sewn through pencil opening 1- 3/8" wide. Velcro 5/8" wide and 5/8" long to be placed on each pocket to secure Velcro placed on each flap.
FLAPS	To be die cut, creased and scalloped, finishing 5-3/4" in width, 2-3/4" in length at the center and 2-1/2" at each side. Flaps to be placed 1/4" above the top of each pocket and have one centered buttonhole with button. The left flap to have a pencil opening 1-3/8" wide and secured with bartacks on each side of the opening. Velcro 1/4" square to be placed on the edge of each flap. Flaps to be lined with crease 'n' tack interlining.
BADGE TAB	Inside sling type of self-goods approximately 1" wide to extend from joining seam to pocket of left front. To have two small, uncut buttonholes 1-1/4" apart with the lower buttonhole approximately 1" above the flap. Sling shall be turned and stitched and sewn down in the bottom.
SHOULDER STRAPS	To be sewn into sleeve head seam and measure approximately 2-1/4" tapering to 1-1/2" with end pointed. Straps to be set approximately 1" from the collar seam. They shall be box stitched to shoulders with a row of cross stitching 2" from sleeve head and diagonally sewn from each end of the seam to the sleeve. Shoulder straps are to be die cut, creased and lined with crease 'n' tack.
EPAULETS	Silver tan with gold piping
SHIRT SIZES	Shirts shall be available as a stock item sized with exact neck size and exact sleeve length. Any combination neck size or sleeve lengths are not acceptable.
BUTTONS	To be a melamine button dyed to match the fabric color. 20 ligne.
METAL BUTTON FEATURE*	Navy shirts are made to accept metal buttons on the shoulder straps, fronts, pocket flaps and cuffs. The right front on these shirts is to have an approximate 1-1/2" tumbback. Six front buttons to be 22 ligne.
PACKING	Shirts to be polybagged individually.
EMBLEMS/PATCHES	Emblems are to be sewn on both shoulders with 4 1/2" emblem 80% embroidery with plastic backing. Emblems are to be included in the

EXHIBIT "A" (REVISED)
HIDALGO COUNTY
"PURCHASE OF UNIFORMS AND ACCESSORIES FOR ALL COUNTY LAW ENFORCEMENT AGENCIES"
BID NO: 2009-068-07-15-SMA
SPECIFICATIONS/REQUIREMENTS, TERMS & CONDITIONS

	price of the shirt.
ZIPPER CLOSURE	All shirts must have a front closure with a 14" nylon separating zipper.
WARRANTY	One year against workmanship or fabric defects.
3. TROUSERS (perfection style 2600 FG) equal or better	
FABRIC	VISA® System 3 fabric from Milliken & Company, style 707470, 100% Dacron® polyester. Two ply warp and filling, 10.5 - 11 oz. per linear yard, 2 x 1 gabardines weave.
DESIGN	Shall be made on a uniform pattern, having a plain front with quarter top pockets and two back pockets.
COLOR	Forest Green
POCKETS	The front pocket opening will be a minimum 6-1/2" and be 6" deep from the bottom of the opening. They shall be stitched, turned, and restitched. The inside front pocket facing shall be a separate piece of self material finishing no less than 1-1/4" wide. The back pockets will have a minimum opening of 5-1/2" and be 6" deep. Sizes 29 and smaller will have a 5" opening. They shall be made with a Reese PW automatic machine and finished on the outside with an exposed top and bottom cord. The left pocket shall have a tab to button. The front pockets shall each have a straight bartack and each back pocket shall be bartacked with a triangular bartack. All front pockets shall be reinforced with a double layer of pocketing material
POCKETING	All pocketing shall be black, 75% polyester/25% cotton with a minimum thread count of 90 x 56. The weight shall be 3.0 yds/lb.
WAISTBAND	The waistband shall be 2" wide and shall be closed with a crush-proof hook and eye. The waistband curtain, attached with a rocap machine, shall have Snugtex and have Perfection fit stretch on the bottom. Ban-Rol waistband stiffener, 3/4" in width, shall be sewn into the waistband on the front of the trouser from side seam to side seam. The full length of the waistband is fused with Pellon. The trousers are to be made with a continuous closed waistband. The waistband shall be set on and shall be stitched below the lower edge through the outer fabric and the waistband curtain.
INSIDE TRIM	The right fly and crotch linings shall be the same fabric and color as the waistband curtain. The right fly lining shall be sewn to the left fly below the zipper. The crotch lining shall be serged to each front. A one piece French fly made of the outer fabric shall be sewn to the inside right fly. A separate sewn on French fly will not be acceptable.
BELT LOOPS	There shall be a minimum of five (5) belt loops on waist sizes 30 and down, seven (7) belt loops on waist sizes 31 - 48, and a minimum of nine (9) on sizes 50 and larger. Each loop is to be 3/4" wide, of double thickness, and stitched on the face side with a two needle machine. Except for the center back loop which shall be tacked on, all loops shall be sewn into the bottom of the waistband and into the rocap. They shall accommodate a 1-5/8" belt.
ZIPPER	The trousers shall be closed with a YKK brass zipper which has a brass bottom stop at the base of the zipper chain and a brass ratcheting cam lock slider. The inside left fly will be reinforced with Pellon under the zipper stitching. A straight bartack shall be sewn through from the outside of the garment to the inside at the bottom of the fly. It shall be sewn through the zipper tape, the right and left fly and the right fly lining. The right and left fly shall be joined by an additional bartack located below the bottom zipper stop on the inside of the trouser.
SEAMING	The entire trouser is to be seamed with polyester core thread. The seat seam shall be stitched with a tandem needle seat seaming machine. All exposed inside seams of the trouser are to be serged.
SIZE TAG	Trousers shall be labeled with the following information: lot number, size, fiber content, and care instructions.
FINISHING AND PRESSING	All loose threads shall be removed. Trousers must be pressed completely and properly with the side seam, inseam, and seat seam pressed open. There must be a Texpak clip attached to the top fly of the finished trousers.
WARRANTY	One year against workmanship or fabric defects.

B. UNIFORM - II

1. SHORT SLEEVE SHIRTS (8713X) Blauer Street Gear -equal or better	
SHELL FABRIC	6.5 oz. per square yard 2 X 1 twill weave in a 65% polyester / 35% cotton fiber blend with 3XDRY® comfort finish and 10-12% filling stretch that is pre-cured for wrinkle resistance. Machine washable and dry cleanable cotton blend provides user comfort, uniform appearance, durability, and easy care.
COLOR	(45) Silver Tan
TRIM	Interlining: Small Parts: 100% polyester Front Placket: 50% Polyester 50% Cotton Hook and loop: Woven Nylon base Buttons: melamine, 20 ligne, matching shell fabric
DESIGN & CONSTRUCTION	Short sleeve uniform shirt 5 crease military style with permanent sewn in creases Top fused convertible sport collar Mitered, pleated pockets with scalloped flaps, pencil opening in left pocket, hook and loop closure Epaulets Badge eyelets with internal support strap Extra long shirt tails
CUSTOMIZATION	Emblems Name Tab Zipper Front Metal Buttons on epaulets and pocket flaps
STANDARD SIZE RANGE	Men's: Regular Length: S-3XL Women's: Regular Length: XS-2XL
EMBLEMS/PATCHES	Emblems are to be sewn on both shoulders with 4 1/2" emblem 80% embroidery with plastic backing. Emblems are to be included in the price of the shirt.

EXHIBIT "A" (REVISED)

HIDALGO COUNTY

"PURCHASE OF UNIFORMS AND ACCESSORIES FOR ALL COUNTY LAW ENFORCEMENT AGENCIES"

BID NO: 2009-068-07-15-SMA

SPECIFICATIONS/REQUIREMENTS, TERMS & CONDITIONS

MEASUREMENTS	Men's: Regular Length: L:	Women's: Regular Length: M
	Neck: 17.25 (plus or minus 0.5 inches) 1/2 Chest: 25.25 (plus or minus 0.75 inches) Back Length: 32.5 (plus or minus 0.5 inches)	Neck: 15.5 (plus or minus 0.5 inches) 1/2 Chest: 22 (plus or minus 0.75 inches) Back Length: 28.5 (plus or minus 0.5 inches)

2. TROUSERS (perfection style 1725FG) equal or better

FABRIC	Style: Perfection Matrix Series™ Engineered Stretch Twill with Perfection X-Factor™ Technologies, featuring SwiftGaley Indestructible 5454/158 with H2 Tech Dual Action (Hydrophilic/Hydrophobic), Flex, and UltraDye Enhancements. Fiber Content: 65% polyester/35% combed cotton, Weave: 2 x 1 Twill with Engineered Stretch, Weight: 7.5oz./square yard, Construction: 90 warp x 50 filling, Tensile Strength: 160 x 90 lbs., Finishes: Pre-cured, Wrinkle Resistant, & H2 Tech treatments to provide superior color retention, internal hydrophilic wick ability & breathability, and external hydrophobic resistance to water based liquids (Other surface treatments are unacceptable.)UV: Sun Protection - UPF 40+ rating (Highest apparel rating)
POCKETING & LINING	Style: QST Starspun III, Fiber Content: 70% polyester/30% cotton, Weave: Plain, Weight: 3.5 oz./square yard, Construction: 82 warp x 50 filling, Tensile Strength: 119 x 98 lbs., Color: Black
DESIGN	Shall feature the Perfection EGC System™ Design for enhanced comfort and mobility. Uniform trouser with a plain front with two quarter top pockets. Cell phone pocket. Topstitched back pockets with triangle bartacks, left pocket has tab to button. Zipper fly fronts with French fly. 1-piece EGC diamond gusset crotch for enhanced comfort, mobility, & wear life. Two inch wide EGC Perfection Fit expandable waistband, with set in belt loops. Straight leg bottoms. CREASET® Super Silicone Creases. The trousers shall be made from a men's relaxed fit uniform trouser pattern
COLOR	Forest Green utilizing H2 Ultra Dye Technology for Enhanced Color Depth and color retention (other dye processes are unacceptable)
POCKETS	The front pockets are quarter top style, with a minimum 6 1/2" opening and a 6" depth, measured from the bottom of the opening. The front pocket bags are double tipped and shall be stitched, turned, and re-stitched. The inside front pocket facing shall be a separate piece of self material finishing no less than 1 1/2" wide. A cell phone pocket inside the left front pocket is accessed by a 7" invisible zipper. The back pockets have 5 1/2" openings and are 6" deep. They shall be made with a Reese PW automatic machine and topstitched on the outside with an exposed top and bottom welt inside facing. The left pocket shall have a tab to button. The front pockets shall have straight bartacks at the ends of the openings. The back pockets shall have triangle bartacks at the ends of the openings.
WAISTBAND	The trousers are made with a 2" wide Perfection EGC System™ expandable waistband for exact fit, with enhanced comfort and mobility. The waistband on the front panel has an extension that joins to the inside of the back waistband with heavy-duty hidden elastic. This construction enables the waistband to automatically expand & contract 2 to 4 inches, as necessary. The waistband is stabilized with fusible nonwoven interlining. The waistband shall close with two crush proof hooks and eyes, which are reinforced with canvas stays. There shall be a bartack behind each eye. The Perfection Breathable EGC Stretch Waistband Curtain finishes 2 5/8" wide. The upper portion is made of 1 1/8" wide bias cut pocketing fabric with 1/16" topstitching and 3/4" wide stretch Ban-Rol® canvas. The lower portion is 1 1/2" wide and is made of woven elastic with 3-strand Mini Snugtex® to insure shirt tail "tuck". The waistband curtain shall be set on with a rocap machine and be closed by stitching below the waistband through the outer fabric and the waistband curtain.
BELT LOOPS	There shall be seven belt loops on sizes 38 and smaller, and 8 belt loops on sizes 40 and larger. Each loop is to be 3/4" wide, of double thickness, have canvas interlining and be stitched with a 1/4" gauge twin needle. All loops (except for the center back loop) shall be stitched into the waistband curtain seam and the bottom of the waistband. The top of the center back loop shall be tacked to the outside of the waistband, folded over the tacking, with the bottom of the loop tacked to the trousers. They shall accommodate a 1 3/4" wide belt.
CREASING	The front and rear creases in the trouser legs incorporate a permanent modified "Super Silicone" crease produced by the CREASET® System, which is specially formulated for fabrics with high technology treatments.
STITCHING	The entire trouser is to be stitched with matching polyester core or 100% polyester spun thread. The thread shall be colorfast and match the fabric. All visible stitching must be 10-11 stitches per inch. All exposed inside seams are to be serged. The seat seam must be stitched with a tandem needle machine. There is a minimum 2 3/4" seat outlet for alterations.
FLY	The trousers shall close with a YKK brass memory lock zipper which has a brass bottom stop at the base of the zipper chain and a brass ratcheting cam lock slider. Both flies have fusible nonwoven interlining. The right fly has a French fly extension and is lined with pocketing fabric, which extends from the top of the waistband to the inseam. A matching button is stitched to the left waistband curtain to fasten the French fly. A straight bartack shall be stitched at the bottom of the fly from the outside of the garment, through the zipper tape, the right and left fly and the right fly lining. The right and left fly shall be joined by an additional bartack located below the bottom zipper stop on the inside of the trousers. The zipper and fly topstitching extend to the top of the waistband.
INSIDE TRIM	The right fly lining extension is stitched to the front seat seam allowances and extends to the inseam.
DIAMOND GUSSET	Perfection EGC System™ incorporates a one piece Diamond Gusseted Crotch construction for enhanced comfort, mobility and wear life. All raw edges must be serged prior to setting the gusset. After the gusset is set, it is topstitched, 1/16" from the edges. Safety stitch construction is unacceptable.
SIZE	The trousers shall be unhemmed and be available in a regular rise length in waist sizes 28 through 60. Odd waist sizes are available through size 37.
FINISHING AND PRESSING	All loose threads shall be removed. Trousers must be pressed on Hothead presses and properly shaped, with the inseams, outseams, and seat seam pressed open. There must be a Texpak clip attached to the waistband of the finished trousers.
LABELING	Trousers shall be labeled Perfection MatrixSeries™, with the following information: manufacturer, style number, size, fiber content, care instructions, RN number and country of origin.

C. UNIFORM-III

1. POLO-SHORT SLEEVE SHIRTS -5.11 Tactical-(71048) equal or better

DESCRIPTION	<ul style="list-style-type: none"> • 100 % Treated 6.4 oz. Interlocked cotton fabric to prevent fading, wrinkling and shrinking • Moisture wicking finish • Tough melamine buttons • No roll Collar with flexible collar strays • Mic-loop pockets located at each shoulder and placed at the bottom of the placket at the sternum level • Reinforced dual pen pockets
--------------------	--

EXHIBIT "A" (REVISED)

HIDALGO COUNTY

"PURCHASE OF UNIFORMS AND ACCESSORIES FOR ALL COUNTY LAW ENFORCEMENT AGENCIES"

BID NO: 2009-068-07-15-SMA

SPECIFICATIONS/REQUIREMENTS, TERMS & CONDITIONS

	<ul style="list-style-type: none">• Polo shirts with name & title embroidered on right breast and badge embroidered on left breast
COLOR	Silver tan
SIZE	Sm - XXL and Larger
2. TACTICAL PANTS- 5.11 Tactical 74251 equal or better	
FABRIC	100 % Cotton Tactical Canvas, 8.5 oz., 73x40/10x10, Pant weight
POCKETING	80% Polyester 20% Cotton T/C, tightly woven poplin
SIZE	Pants must be available in Regular, Short, Long and X-Large Long, from stock
COLOR	Khaki 055 or Walnut 105
FEATURES & BENEFITS	Self adjusting action waist with elastic sides; 7 belt loops and a DORing; Deep front pockets; cargo pockets with flaps; phone pocket on right front. Large open-top back pockets, and a tool strap on right back. The pants have double knees of self fabric, removable 6mm Neoprene knee pad inserts; and a double seat of self fabric. Bottom hems have openings for draw cords.
POCKETS	<ul style="list-style-type: none">• Front pocket openings have self fabric facings and extra reinforcements on knife clippings area. Pocket openings are firmly bar tacked on both ends. Pocket bags are made of durable Poly/Cotton blend and they are extra deep. Pocket bags are finished clean inside the pant and double stitched for heavy duty.• Cargo pockets have large flaps and Velcro closure.• Knife pocket is lined with extra durable Cordura Nylon. The pocket has gussets on sides and a large flap with Velcro closure; it accommodates a phone.• Back Pockets are formed of self fabric. They are extra large with large open top. The top has Velcro closure. Opening has extra reinforcement on the side seam side; both ends are firmly cross-bar tacked.
SEAMS & STITCHING	<ul style="list-style-type: none">• Seams are durable with 10 stitches per inch and extra heavy 5-thread construction.• Top stitching are non-raveling lock stitching. Side seams, seat seam and front rise have two-needle top stitching. Crotch point is bar tacked. Fly outline, had pocket openings, all pocket flaps, knee patches and seat patch have double needle top stitching. Cargo pockets are attached with double needle top stitching. Belt loops are bar tacked on all corners. Cargo pocket openings are bar tacked and flaps are cross bar tacked. Back pocket openings are cross bar tacked. All Velcro pieces are attached with box stitching
LABELS	The woven logo label, care label, size label, country of origin label and fiber content are permanently attached to the pants.
CLOSURES	Closures are high quality, proven brand name products. Fly zipper is metallic YKK zipper with auto lock slider. Waist snap is metallic PRYM snaps with extra strong grip. Inside fly button is cross tacked.
3. TACLITE PRO PANTS #74273- equal or better	
FABRIC & FINISHING	<ul style="list-style-type: none">• Main body: 65% Polyester, 35% Cotton, 6.14 oz, tear resistant Ripstop; with HR Teflon water resistant• Pocketing : 65% Polyester 35% Cotton, 3.2 oz T/C, tightly woven poplin
SIZE	Pants must be available in Regular, Short, Long and X-Large Long, from stock
COLOR	Department to determine color
DESIGN FEATURES & BENEFITS	Self adjusting side elastic action waist with 7 wide belt loops and a key ring. Snap closure on outside and button on inside fly. Tool strap on right back. Front pleats and crotch gusset for maximum range of movement. Deep front pockets, Cordura lined knife pocket on right front and Cordura lined cell pocket on left; Pleated cargo pockets on both sides; two large, open back pockets. The pant has double seat and double knees of self fabric with knee pad openings inside.
DESIGN DETAILS POCKETS:	<ul style="list-style-type: none">• Front and Back Pocket openings are reinforced with Cordura binding on knife clip area. Pocket openings are firmly bar tacked. Front pocket bags are made of durable Poly/cotton blend. Pocket bags are extra deep and finished clean inside the pant with stitched edge for heavy duty.• Knife Pocket has extra firm welt for knife clip, and is sized to accommodate C.U.B. knife or hide a magazine.• Cell Pocket is gusseted on both sides and accommodates blackberry, the flap has Velcro closure for safety.• Back Pockets are made of self fabric; they are extra large with easy access open tops and Velcro closure.• Cargo Pockets have expandable inverted box pleat in the center and flap with two-Velcro closures.
SEAMS & STITCHING	<ul style="list-style-type: none">• Seams are durable with 10 stitches per inch and extra heavy 5-thread construction.• Top Stitchings are non-raveling lock stitchings. Belt loops are double top stitched, and bar tacked on all corners. Back pocket openings and tool strap are cross bar tacked. Side seams, fly outline, front rise and seat seam are double stitched. Crotch gusset is top stitched, crotch points and fly are bar tacked. Front pocket openings, pocket flaps, knee patches, and double seat are double top stitched. Cargo pockets are set with double stitching. Pocket and pocket flap setting stress points are bar tacked
LABELS	The woven logo label, care label, size label, country of origin label and fiber content label are permanently attached to the pant.
CLOSURES	Closures are high quality, proven performance brand name products. Fly zipper is metallic YKK zipper with auto lock slider. Waist snap is PRYM snap with extra firm grip. Inside button is cross stitched.
4. TIES	
DESCRIPTION	Clip-on tie, with buttonhole you can slide small end of tie through the loop and button to shirt size 3" wide with permanent knot, made of polyester
SIZES	regular: 17 1/2 -long: 19 1/2
COLOR	Forest Green
5. COWBOY HATS	
DESCRIPTION	Felt cowboy hat: Stetson felt (equal or better). Style: Roper, 4" brim, quality 4X or better
SIZES	sizes 6 1/2 and larger
COLOR	To be determine by department

EXHIBIT "A" (REVISED)

HIDALGO COUNTY

"PURCHASE OF UNIFORMS AND ACCESSORIES FOR ALL COUNTY LAW ENFORCEMENT AGENCIES"

BID NO: 2009-068-07-15-SMA

SPECIFICATIONS/REQUIREMENTS, TERMS & CONDITIONS

6. JACKETS	
FABRIC	Outershell: Travis Mills #7450 100% Nylon Supplex (equal or better) Removable Lining: 104x86 Thread Count, 70 Denier Nylon Taffeta or equal Color: Navy Thinsulate by 3M quilted 200-gram body with 100-gram sleeve or equal. 100 % Nylon taffeta, thread counts 104x86 or equal
DESIGN	The jacket shall be a full cut, waist length model with two-way zipper front. Thinsulate zip-in/zip-out liner, shirred waistband, and zippered side vents. Coat construction shall be used throughout the body and sleeves being fully lined
BODY DETAIL	The front shall be plain with patch pockets, flaps and badge tab. The inside facings shall be made of outer fabric and are to be sewn on top of the nylon lining which extends to the front edge of the jacket. There shall be a one piece back designed with the Articulated Gusset for full freedom of movement. There is to be a separate 2- 1/2" shirred waistband with 2- 1/2" heavy duty elastic. The entire waistband is to be shirred with the exception of an area 5 3/4" on either side of the front opening. There shall be side zipper entry on both side seams, approximately 11" in length and secured by a nylon zipper and elasticized snap closure. The shoulders shall have pads. A self goods reinforcement strip, approximately 3", shall be sewn on the inside of the jacket joined at the top of the waistband and extending from side to side.
INSIDE DETAIL	On the left side of the coat, there shall be a gun pocket installed on the permanent lining to accept a small frame handgun. The gun pocket shall have a minimum opening of 4 1/2" and be a minimum of 6" deep. The gun pocket shall be furnished with a strap and snap closure. Bartacks shall reinforce the opening. There shall be two cut-in pockets on the left and right sides measuring approximately 5 1/4" wide and 6" deep. There shall be a strap and snap on the lining of each sleeve end for attaching the zip in liner. The bottom of the coat on the inside shall have a 4" piece of outer shell material between the waistband and the inner taffeta lining to guard against wear from the inside.
SLEEVES	The sleeves shall be one piece set in with a single needle machine. The bottom of the sleeve shall have Velcro and elastic for adjustable fit. The cuff itself should measure 1 7/8" in width.
POCKETS	There shall be two patch pockets with 1 1/2" box pleats, finishing approximately 6 1/2" wide and 7 3/8" deep. Flaps shall be scalloped and self lined, measuring 6 3/4" wide and 3 3/8" long at center and 3" long at each end. They shall close with Velcro on the side points and with a centered buttonhole. The pockets shall be lined with pocketing material with an opening of approximately 5 1/2" on the side. The left patch pocket is to have a 1 1/2" pencil opening at the top of the flap. Both the pockets and the flaps are to be bartacked. Flaps are too interlined
COLLAR	The standup collar shall be made using self material and shall be interlined with Pellon. There shall be an option of a detachable hood and fur collar using Orlon pile. This collar and hood are to be attached to the permanent collar with buttons.
EPAULETS	The epaulets shall be made of self goods. They shall be sewn into the sleeve head seam, "X" stitched and tacked to the jacket at the neck.
SIZES	Jackets must be available small through XXL and larger
BADGE TAB	The badge tab shall be made of the outer fabric lined with pocketing fabric, and shall measure 2" tall by 1" wide. The first eyelets is 1/2" down from the top finished edge and the second is 1/2" up from the bottom finished edge. The eyelets are spaced 1" apart from center to center. The badge tab shall be centered 2 1/2" above the left flap pocket.
ZIPPER	There shall be an YKK #5, two-way molded nylon zipper in the front and an 11" nylon zipper on each side vent.
BUTTONS & SNAPS	The pocket flaps and epaulets shall be secured with 24 ligne metal buttons. The front fly and size zipper tabs shall be secured by high impact, non-reflective, non-glare, scratch resistant snaps.
THREAD	All sewing is to be done with polyester core thread or 100% spun polyester thread.
SIZE TAG & CARE INTRUCTIONS	Each jacket shall have a sewn-in woven size label. There shall also be a printed label with care instructions. Each coat shall be marked with lot number, size fiber content and WPL number.
WARRANTY	Garments shall have a one year warranty against workmanship against workmanship or fabric defects.
EMBLEMS/PATCHES	Emblems are to be sewn on both shoulders with a 4 1/2" emblem 80% embroidery with plastic backing. Emblem are to be included in the price of the jacket

V. HIDALGO COUNTY CONSTABLE PRECINCT NO. 5

1. PATROLMEN & WOMEN - SHORT SLEEVE SHIRTS (HORACE SMALL #659AP) equal or better

FABRIC	Delta Mills, Style 9270, Tropical Weave, 65% Dacron Polyester/ 35% Rayon. Weight 9.5-10 oz per yard (linear), 2 Ply Warp and Filling. Permanent Press with Soil Release Finish.
COLOR	French Blue Shirts
CREASING	Pockets, pocket flaps, collar band and shoulder straps to be stitched-creased to give uniform shape and size. The two (2) military creases in front and three (3) in back of each shirt must incorporate a permanent, modified, silicone crease produced by the "Lintrak System".
FRONT	Left front to have a self fabric center pleat 1 1/2" wide extending from collar band to bottom of shirt. It shall have two (2) rows of stitching 7/8" apart. The center pleat to be lined with 100 % Polyester. Right front to have an approximate 3" tumbback extending from collar to bottom of shirt. The right front shall have seven (7) buttons.
COLLAR	To be die cut. Convertible collar is to measure approximately 2 7/8" long at point and to be topstitched 1/4" from edge. The interlinings are to be 100% Polyester, 250 Denier. Permanent collar stays of proper length are to be sewn inside collar so that no stitches are made through the bottom leaf.
YOKE	Two-ply yoke lined on the inside with Polyester satin. Yoke shall measure approximately 2 3/4" at bottom center of band and 2 1/2" at outside edge of yoke. 1/16" topstitch.
SLEEVES	Sleeves are to be one (1) piece, have a 7/8" hem and finish 9 1/2" long from the shoulder seam. Sleeve setting and closing shall be done with an overedge and safety stitch. The sleeve is to be bartacked at the hem.
POCKETS	Two (2) breast pockets finishing 5 3/8" wide and 5 3/4" long to have mitered corners. Both pockets shall have a 1 1/2" box pleat stitched top and bottom to prevent spreading. Left pocket to have a sewn through pencil opening 1 3/8" wide. Velcro 3/8" wide and 1" long to be placed on each pocket to secure Velcro placed on each flap.
FLAPS	To be die cut, creased and scalloped, finishing 5 1/2" in width, 2 3/4" in length at the center of 2 1/2" at each side. Flaps to be placed 1/4" above the top of each pocket and have one (1) centered buttonhole with button. The left flap to have a pencil opening 1 3/8" in width. Velcro 3/8" wide and 1" long to be placed on edges of each flap to secure Velcro placed on pockets. Flaps to be lined with crease'n'tack interlining.

EXHIBIT "A" (REVISED)**HIDALGO COUNTY****"PURCHASE OF UNIFORMS AND ACCESSORIES FOR ALL COUNTY LAW ENFORCEMENT AGENCIES"****BID NO: 2009-068-07-15-SMA****SPECIFICATIONS/REQUIREMENTS, TERMS & CONDITIONS**

UNIFORM PATCHES	Two (2) patches per shirt both the same. Uniform vendor will provide patches on shirt- on both shoulder 1/2" from upper seam.
BADGE TAB	Inside sling type of self goods approximately 1" wide to extend from joining seam to pocket of left front. To have two (2) small, uncut buttonholes one inch (1") apart with the lower buttonhole approximately 1" above the flap.
SHOULDER STRAPS	To be sewn into sleevehead seam and measure approximately 2 7/8" tapering to 1 1/2" with end pointed. Straps to be set approximately one inch (1") from the collar seam. They shall be box stitched to shoulders with a row of cross-stitching two inches (2") from sleeve head and diagonally sewn from each end of the seam to the sleeve. Shoulder straps are to be die cut, creased and lined with crease'n'tack.
SHIRT LABELING	Each garment will be identified by permanent size, lot number, cut number, fiber content, WPL and care instruction labeling.
EPAULET	Epaulets will be French Blue.
BUTTONS	To be a melamine button dyed to match the fabric color, 20 ligne.
METAL BUTTON FEATURE	Dark brown equivalent to Horace Small 6598AP shirts are made to accept metal buttons on the shoulder straps, front, and pocket flaps. Four (4) Silver/Gold front buttons to be 20 ligne. Two (2) Silver/Gold buttons for epaulets. Two (2) Silver/Gold buttons for pocket flaps. Some shirts require Silver, and others require Gold buttons.
PACKING	Shirts to be individually Polybagged
ZIPPER	Must include front metal zipper for shirt enclosure from top to bottom with equivalent color to shirt.
SHIRT SIZES	Shirts shall be available as a stock item sized with the exact neck size and exact sleeve length. Any combination neck size or sleeve lengths are not acceptable.
WARRANTY	One (1) year against workmanship or fabric defects
2. PATROLMEN'S & WOMEN'S LONG SLEEVE SHIRTS- HORACE SMALL #519AP or PERFECTION 3000BN (equal or better)	
FABRIC	Delta Mills, Style #9270, 65% Polyester/ 35% Rayon, 2x2 Ply Constructions. Weight 9.5 to 10 oz per yard. Tropical Weave.
COLOR	519AP-French Blue
CREASING	Pockets, pocket flaps, collar band and shoulder straps to be die creased to give uniform shape and size. To have two sewn in permanent military creases in front and three in back.
FRONT	To have a self fabric center pleat 1-1/2" wide extending from collar band to bottom of shirt. It shall have 2 rows of stitching 7/8" apart. The center pleat to be lined with 100% Polyester, 250 Dener. A self-lined button stand 7/8" wide shall be placed on the right side and extend from collar band to bottom of shirt. There shall be six front and one collar button. Center placket shall be a two piece construction
COLLAR	To be die cut. The back of the stand is to measure 1- 1/2". The points are to be 3-1/4" in length and top stitched 1/4" from edge. The interlinings are to be 100% polyester, .250 denier. Collar band to be lined with crease 'n' tack interlining. Permanent collar stays of proper length are to be sewn inside collar so that no stitches are made through the bottom leaf. The stand shall fasten with one button. All shirt to have satin lining.
YOKE	Two piece yoke of self goods to measure approximately 2 3/4" at bottom center of band and 2 1/2" at outside edge of yoke. 1/16" topstitch. Shirts with no top stitched back yoke will not be acceptable.
SLEEVES	Each sleeve shall have one piece pointed placket 1-1-1/4" wide both top and bottom, with one button placed on the placket approximately 2-1/4" above the top of the cuff. Sleeve setting and closing shall be done with an overedge and safety stitch. Cuffs to close with 2 buttons and buttonholes, be 2-7/8" wide and have 1/4" topstitching on the edge. They shall be lined with woven, unbleached 100% Cotton interlining.
POCKETS	Two (2) breast pockets finishing 5 1/2" wide and 6" long to have mitered corners. Both pockets shall have a 1 1/2" box pleat stitched top and bottom to prevent spreading. Left pocket to have a sewn through pencil opening 1 1/2" wide. Velcro 3/4" wide and 3/4" long to be placed on each pocket to secure Velcro placed on each flap.
FLAPS	To be die cut, creased and scalloped, finishing 5 1/4" in width, 2 3/4" in length at the center of 2 1/2" at each side. Flaps to be placed 1/4" above the top of each pocket and have one (1) centered buttonhole with button. The left flap to have a pencil opening 1 3/8" wide and 1 secure with bartacks on each side of the openings. Velcro 3/4" square to be placed on the edge of each flap. Flaps to be lined with crease'n'tack interlining.
BADGE TAB	Inside sling type of self goods approximately 1" wide to extend from joining seam to pocket of left front. To have two (2) small, uncut buttonholes 1 1/4" apart with the lower buttonhole approximately 1" above the flap. Sling shall be turned and stitched and sewn down in the bottom.
SHOULDER STRAPS	To be sewn into sleevehead seam and measure approximately 2 1/4" tapering to 1 1/2" with end pointed. Straps to be set approximately one inch (1") from the collar seam. They shall be box stitched to shoulders with a row of cross-stitching two inches (2") from sleeve head and diagonally sewn from each end of the seam to the sleeve. Shoulder straps are to be die cut, creased and lined with crease'n'tack.
SHIRT LABELING	Each garment will be identified by permanent size, lot number, cut number, fiber content, WPL and care instruction labeling.
BUTTONS	To be a melamine button dyed to match the fabric color, 20 ligne
METAL BUTTON FEATURE	French Blue Shirts are made to accept metal buttons on the shoulder straps, fronts, pocket flaps and cuffs. Four (4) Silver/Gold front buttons to be 22 ligne. Two (2) Silver/Gold buttons for epaulets. Two (2) Silver/Gold buttons for pocket flaps. Some shirts require Silver, and others require Gold buttons
PACKING	Shirts to be individually polybagged
EPAULET	Epaulets will be all French blue.
PATCHES	Two (2) patches per shirt, both the same. Uniform vendor will provide patches on both shoulders, 1/2" from upper seam
ZIPPER	Must include front metal zipper for shirt enclosure from top to bottom with equivalent color to shirt.
SHIRT SIZES	Shirts shall be available as a stock item sized with the exact neck size and exact sleeve length. Any Combinations neck size or sleeve lengths are not acceptable.
WARRANTY	One (1) year against workmanship or fabric defects.
3. SLACKS- COMMANDING AND REGULAR (Horace Small- #X13443) equal or better	
FABRIC	Worsterlon by Milliken, 7426-7206, 13 1/4 - 13 3/4 oz per linear yard, 100% Dacron Polyester Gabardine Weave, Warp: Dacron T-242, Textured octolobal, 150 Dener, 2 Ply Air entangled, fully oriented. Filling: singled, spun 655 E long staple.
DESIGN	Western Style, made on a uniform pattern, having plain front with 3/4" drop front pockets and 2 back pockets, no flare bottoms, straight legs.
COLOR	Navy Blue
POCKETS	The straight pocket 1/4 top opening will be a minimum 6" and be 6" deep from the bottom of the opening. They shall be stitched, turned, and restitched. The inside front pocket facing, shall be a separate piece of self material finishing no less than 1 1/4" wide. The back pockets

EXHIBIT "A" (REVISED)**HIDALGO COUNTY****"PURCHASE OF UNIFORMS AND ACCESSORIES FOR ALL COUNTY LAW ENFORCEMENT AGENCIES"****BID NO: 2009-068-07-15-SMA****SPECIFICATIONS/REQUIREMENTS, TERMS & CONDITIONS**

	will have a minimum opening of 5 1/2 "and be 6" deep . They shall be made with a Reese PW automatic machine and finished on the outside with an exposed top and bottom cord. The left pocket shall have a tab to button. The front pocket shall have straight bartacks, the back pockets shall be bartacked with a triangular bartacking machine.
POCKETING	Navy blue pants will have a harmonizing pocketing color instead of black. 65% Polyester, 35 % Cotton with a minimum thread count of 68x54. The weight shall be 2.60 yards/lb.
WAISTBAND	The waistband shall be a minimum of 1 3/4 "wide and shall be closed with a crush/ proof hook and eye, the eye being bartacked for stability. The waistband curtain, attached with a row cap machine, shall have snug tex and be made of 65% Polyester/ 35% Cotton. No roll waistband stiffener, 3/4" in width, shall be sewn into the waistband on the front of the trouser from side to side seam. The trousers are to be made with a continuous closed waistband. The waistband shall be set on the stitched below the lower edge through the outer fabric and waistband curtain. Navy Blue pants will have a harmonizing curtain color instead of black.
INSIDE TRIM	The right fly and crotch linings shall be the same fabric and color as the waistband curtain. The right fly lining shall be sewn to the left fly below the zipper. The crotch lining shall be surged to each front. A separate French fly made of outer fabric shall be sewn to the inside right fly.
BELT LOOPS	There shall be a minimum of five (5) belt loops on waist sizes 28, 29, 30 and a minimum of seven (7) belt loops on sizes 30 and over. Each loop is to be 3/4" wide, of double thickness, and stitched on the face side with a needle machine
ZIPPER	The trousers shall be closed with a talon Omni nylon #42 memory lock zipper and have a brass bottom stop at the base of the zipper chain. A straight bartack shall be sewn through from the outside of the garment to the inside at the bottom of the fly. It shall be sewn through the zipper tape, the right and left fly and right fly lining. The right and left fly shall be joined by an additional bartack located below the bottom zipper stop on the inside of the trouser.
SEAMING	The entire trouser is to be seamed with polyester core of 100% Polyester spun thread. The seat seam shall be stitched with a tamden needle seat seaming machine.
SIZE TAB	The trouser shall have a sewn in label giving cleaning instructions and outside waistband label which shall be marked with lot number, size, fiber content and WPL Number
FINISHING AND PRESSING	All loose threads shall be removed. Trousers must be pressed completely and properly with the side seam, in seam, and seat seam pressed open. There must be a Texpack clip attached to the top fly of the finished trousers.
4. POLO-SHORT SLEEVE SHIRTS (5.11 Tactical 71048) equal or better	
DESCRIPTION	<ul style="list-style-type: none"> • 100 % Treated 6.4 oz. Interlocked cotton fabric to prevent fading, wrinkling and shrinking • Moisture wicking finish • Tough melamine buttons • No roll Collar with flexible collar strays • Mic-loop pockets located at each shoulder and placed at the bottom of the placket at the sternum level • Reinforced dual pen pockets • Polo shirts with name & title embroidered on right breast and badge embroidered on left breast
COLOR	NAVY
SIZE	Sm - XXL and Larger
5. TACTICAL PANTS (5.11 Tactical 74251) equal or better	
FABRIC	100 % Cotton Tactical Canvas, 8.5 oz , 73x40/10x10, Pant weight
POCKETING	80% Polyester 20% Cotton T/C, tightly woven poplin
SIZE	Pants must be available in Regular, Short, Long and X-Large Long, from stock
COLOR	Navy
FEATURES & BENEFITS	Self adjusting action waist with elastic sides; 7 belt loops and a DORing; Deep front pockets; cargo pockets with flaps; phone pocket on right front, Large open-top back pockets, and a tool strap on right back. The pants have double knees of self fabric, removable 6mm Neoprene knee pad inserts; and a double seat of self fabric. Bottom hems have openings for draw cords.
POCKETS	<ul style="list-style-type: none"> • Front pocket openings have self fabric facings and extra reinforcements on knife clippings area. Pocket openings are firmly bar tacked on both ends. Pocket bags are made of durable Poly/Cotton blend and they are extra deep. Pocket bags are finished clean inside the pant and double stitched for heavy duty. • Cargo pockets have large flaps and Velcro closure. • Knife pocket is lined with extra durable Cordura Nylon. The pocket has gussets on sides and a large flap with Velcro closure; it accommodates a phone. • Back Pockets are formed of self fabric. They are extra large with large open top. The top has Velcro closure. Opening has extra reinforcement on the side seam side; both ends are firmly cross-bar tacked.
SEAMS & STITCHING	<ul style="list-style-type: none"> • Seams are durable with 10 stitches per inch and extra heavy 5-thread construction. • Top stitching are non-raveling lock stitching. Side seams, seat seam and front rise have two-needle top stitching. Crotch point is bar tacked. Fly outline, had pocket openings, all pocket flaps, knee patches and seat patch have double needle top stitching. Cargo pockets are attached with double needle top stitching. Belt loops are bar tacked on all corners. Cargo pocket openings are bar tacked and flaps are cross bar tacked. Back pocket openings are cross bar tacked. All Velcro pieces are attached with box stitching
LABELS	The woven logo label, care label, size label, country of origin label and fiber content are permanently attached to the pants.
CLOSURES	Closures are high quality, proven brand name products. Fly zipper is metallic YKK zipper with auto lock slider. Waist snap is metallic PRYM snaps with extra strong grip. Inside fly button is cross tacked.
6. PATROL JACKETS	
FABRIC	Outershell: Travis Mills #7450 100% Nylon Supplex (equal or better) Removable Lining: 104x86 Thread Count, 70 Denier Nylon Taffeta or equal Color: Dark Navy Thinsulate by 3M quilted 200-gram body with 100-gram sleeve or equal. 100 % Nylon taffeta, thread counts 104x86 or equal
DESIGN	The jacket shall be a full cut, waist length model with two-way zipper front, Thinsulate zip-in/zip-out liner, shirred waistband, and zippered side vents. Coat construction shall be used throughout the body and sleeves being fully lined

EXHIBIT "A" (REVISED)

HIDALGO COUNTY

"PURCHASE OF UNIFORMS AND ACCESSORIES FOR ALL COUNTY LAW ENFORCEMENT AGENCIES"

BID NO: 2009-068-07-15-SMA

SPECIFICATIONS/REQUIREMENTS, TERMS & CONDITIONS

BODY DETAIL	The front shall be plain with patch pockets, flaps and badge tab. The inside facings shall be made of outer fabric and are to be sewn on top of the nylon lining which extends to the front edge of the jacket. There shall be a one piece back designed with the Articulated Gusset for full freedom of movement. There is to be a separate 2- 1/2" Shirred waistband with 2- 1/2" heavy duty elastic. The entire waistband is to be Shirred with the exception of an area 5 3/4" on either side of the front opening. There shall be side zipper entry on both side seams, approximately 11" in length and secured by a nylon zipper and elasticized snap closure. The shoulders shall have pads. A self goods reinforcement strip, approximately 3", shall be sewn on the inside of the jacket joined at the top of the waistband and extending from side to side.
INSIDE DETAIL	On the left side of the coat, there shall be a gun pocket installed on the permanent lining to accept a small frame handgun. The gun pocket shall have a minimum opening of 4 1/2" and be a minimum of 6" deep. The gun pocket shall be furnished with a strap and snap closure. Bartacks shall reinforce the opening. There shall be two cut-in pockets on the left and right sides measuring approximately 5 1/4" wide and 6" deep. There shall be a strap and snap on the lining of each sleeve end for attaching the zip in liner. The bottom of the coat on the inside shall have a 4" piece of outer shell material between the waistband and the inner taffeta lining to guard against wear from the inside.
SLEEVES	The sleeves shall be one piece set in with a single needle machine. The bottom of the sleeve shall have Velcro and elastic for adjustable fit. The cuff itself should measure 1 7/8" in width. DEPARTMENT PATCH MUST BE SEWN ON BOTH SLEEVES ON THE SHOULDERS
POCKETS	There shall be two patch pockets with 1 1/2" box pleats, finishing approximately 6 1/2" wide and 7 3/8" deep. Flaps shall be scalloped and self lined, measuring 6 3/4" wide and 3 3/8" long at center and 3" long at each end. They shall close with Velcro on the side points and with a centered buttonhole. The pockets shall be lined with pocketing material with an opening of approximately 5 1/2" on the side. The left patch pocket is to have a 1 1/2" pencil opening at the top of the flap. Both the pockets and the flaps are to be bartacked. Flaps are too interlined
COLLAR	The standup collar shall be made using self material and shall be interlined with Pellon. There shall be an option of a detachable hood and fur collar using Orlon pile. This collar and hood are to be attached to the permanent collar with buttons.
EPAULETS	The epaulets shall be made of self goods. They shall be sewn into the sleeve head seam, "X" stitched and tacked to the jacket at the neck.
SIZES	Jackets must be available small through XXL and larger
BADGE TAB	The badge tab shall be made of the outer fabric lined with pocketing fabric, and shall measure 2" tall by 1" wide. The first eyelets is 1/2" down from the top finished edge and the second is 1/2" up from the bottom finished edge. The eyelets are spaced 1" apart from center to center. The badge tab shall be centered 2 1/2" above the left flap pocket.
ZIPPER	There shall be an YKK #5, two-way molded nylon zipper in the front and an 11" nylon zipper on each side vent.
BUTTONS & SNAPS	The pocket flaps and epaulets shall be secured with 24 ligne metal buttons. The front fly and size zipper tabs shall be secured by high impact, non-reflective, non-glare, scratch resistant snaps.
THREAD	All sewing is to be done with polyester core thread or 100% spun polyester thread.
SIZE TAG & CARE INTRUCTIONS	Each jacket shall have a sewn-in woven size label. There shall also be a printed label with care instructions. Each coat shall be marked with lot number, size fiber content and WPL number.
WARRANTY	Garments shall have a one year warranty against workmanship against workmanship or fabric defects.
EMBLEMS/PATCHES	Emblems are to be sewn on both shoulders with a 4 1/2" emblem 80% embroidery with plastic backing. Emblem are to be included in the price of the jacket

*Jackets must have a removable liner to make it into a wind breaker

**VI. HIDALGO COUNTY SHERIFF'S OFFICE
UNIFORMS**

1.	RAINCOATS: Yellow/Gold With Screen Print Black Lettering On Back(Neese -equal of better) With Detachable Hood 3 inch Reflective Lettering in either "Detention Officer" or "Sheriff" per request Sizes Small to 6X Large Slash Through pickets
2.	GLOVES: (Hatch) Frisk Master Fm 2000 Gloves With Spectra (Equal Or Better) Premium Leather shell 100% Spectra Knit Liner Twice the cut resistance of Kevlar Sizes X-Small to 2Xlarger Elastic around glove wrist to hold cuff secure on hand
3.	COVERALLS: (TYVEK) Personal Protection Coveralls With Attached Hood, And Booties (Equal Or Better) Color White and Yellow Sizes Small to 3XLarge Protective barrier against particulates and liquid splashes Front zipper closure and elastic wrists
3A. POLYPROPYLENE DISPOSABLE COVERALLS, LONG SLEEVE TOPS, PANTS	
	Polypropylene lightweight, spun bound 1.25 oz. material weight. Porous, breathable, economical and disposable <ul style="list-style-type: none"> • Coveralls with collar and zipper, color and snap closures, color navy blue, sizes x-small to 5 x-large • Long Sleeve shirts with collar and snap closures, color navy blue, sizes x-small to 5 x-large • Pants with elastic waist, Color navy blue, Sizes x-small to 5 x-large
4.	CUSTODIAN AND MAINTENANCE TEMPORARY KHAKI WORK SHIRTS Dickies (or equivalent) Short & Long Sleeve Khaki Work Shirt # 1574KH Visa Stain release finish, Extra Long tail, Colors match traditional Work Pants 5 oz. Twill (65% Polyester / 35% Cotton) Sizes Small to 5XLarge Men and Female Sizes
5.	TRADITIONAL WORK PANTS (SHERIFF DEPARTMENT)

EXHIBIT "A" (REVISED)
HIDALGO COUNTY
"PURCHASE OF UNIFORMS AND ACCESSORIES FOR ALL COUNTY LAW ENFORCEMENT AGENCIES"
BID NO: 2009-068-07-15-SMA
SPECIFICATIONS/REQUIREMENTS, TERMS & CONDITIONS

	<p>Dickies (or equivalent) 8 ¼ oz twill (65% Polyester/ 35% Cotton) Permanent crease, tunnel belt loops. No roll waistband lock stitched hem, stain release finish. Men Sizes 26" waist unhemmed to 60" waist unhemmed Colors: Dark navy, khaki, & black</p>
6.	WOMEN'S FLAT FRONT PANTS (SHERIFF DEPARTMENT)
	<p>Easy care. Durable 2x1 twill. 1 ½" waistband, stain release finish, single right back pocket w/ button closure, two front quarter pockets. Hook & eye front closure, 7 oz twill mechanical stretch, 65% Polyester/ 35% Cotton Women sizes 2 unhemmed to 26 unhemmed Color: dark navy, khaki, and black</p>
7.	SCRUBS (SHERIFF DEPARTMENT)
	<p>Cargo type shirt and pant, male and female sizes x-small to 6 x-large.</p> <ul style="list-style-type: none"> o <u>Pants</u> in regular length, and extra long lengths. o <u>Top</u> with 3 pocket (1 breast, and 2 kangaroo pockets). o <u>Bottoms</u> with 5 pockets (2 front side pockets, 1 rear back pocket and 2 cargo thigh pockets). o <u>Bottoms</u> with elastic waist band and draw string, 65% polyester & 35% cotton o <u>Colors:</u> dark navy, burgundy, dark green
8.	RAIN BOOTS
	<p>Norcross Servus 18822-9 - 16" Black Economy Knee Boot (equivalent or better) Seamless molded construction 100% Waterproof Anti-Skid outside and heel Reinforced construction at critical stress points Foot Form contour inside Electrical hazard, non-marking, slip resistant Men sizes: 6-13 Women sizes: 6-11</p>
9.	WATERPROOF SAFETY TOE BOOT
	<p>Safety toe, electrical hazard, non-marking, slip resistant, waterproof Men sizes: 7-13 Women sizes: 7-11</p>
10.	WATERPROOF SAFETY TOE SHOE
	<p>Safety toe, electrical hazard, non-marking, slip resistant, waterproof Men sizes: 7-13 Women sizes: 7-11</p>
11.	BDU (BATTLE DRESS UNIFORMS) STYLE PANT:
	<p>Tan, Dark Brown, Black and Silver Grey (or color closest to the existing uniform) If the color varies distinctly from the existing uniform it will not be considered. This is done to keep the appearance of uniformity.</p> <p>65 % Polyester 35 % cotton rip stop only</p> <p>Pants must have:</p> <ul style="list-style-type: none"> Adjustable waist tabs Two (2) front pockets Two (2) rear pockets Two (2) large button down bellows leg pockets Reinforced seat and knees All seams double stitched Drawstring ankle ties <p>Pants must come in both regular and long lengths. The sizes of BDU'S used are: X-SMALL, SMALL, MEDIUM, LARGE, X-LARGE, XX-LARGE, XXX-LARGE, and XXXX-LARGE.</p> <p>Note: Shrinkage allowance must be minimal on pant and contain washing care instructions. Material must be machine washable and able to be ironed.</p>
12.	BDU (BATTLE DRESS UNIFORM) STYLE SHIRT:
	<p>Tan and Dark brown (or color closest to the existing uniform) If the color varies distinctly from existing uniform color in will not be considered. This is done to keep the appearance of uniformity.</p> <p>65 % Polyester 35 % cotton rip-stop only</p> <p>Shirts must have:</p> <ul style="list-style-type: none"> Four (4) below style pockets Reinforced elbows Adjustable button tab cuffs Button down front Double stitched seams

EXHIBIT "A" (REVISED)

HIDALGO COUNTY

"PURCHASE OF UNIFORMS AND ACCESSORIES FOR ALL COUNTY LAW ENFORCEMENT AGENCIES"

BID NO: 2009-068-07-15-SMA

SPECIFICATIONS/REQUIREMENTS, TERMS & CONDITIONS

	<p>SHOULDER PATCH: Vendor shall supply with patches already attached to both sleeves. The standard department patch should be sewn on each sleeve. The sleeve patch must be of the same design currently used and same color scheme. Tan BDU shirt have the oval gold/brown patch on both sides of the upper arm area. Black BDU Shirt have the oval silver/black patch on both sides of the upper arm area. Silver/grey BDU shirt have the oval silver/black patch on both sides of the upper arm area. Chocolate brown BDU shirt have the oval gold/brown patch on both sides of the upper arm area. Purchased shirts must come with the patches attached. This cost must not be an additional charge.</p> <p>BADGE PATCH: A circular design that uses the same badge design as on shoulder patch. Tan BDU shirts have the round gold/brown patch in front chest area. Black BDU shirts have the round silver/black patch in front chest area. Silver/Grey BDU shirts have the round silver/black patch in front chest area. Chocolate Brown BDU shirts have the round gold/brown patch in front chest area. The chest patch must be sewn onto the shirt. SILK SCREEN IMAGES WILL NOT BE ACCEPTED.</p> <p><u>SHOULDER AND BADGE PATCHES WILL BE AVAILABLE AT THE PRE-BID CONFERENCE TO ILLUSTRATE AND CLARIFY BID SPECIFICATIONS CONCERNING PATCH DESCRIPTIONS ON BID.</u></p> <p>Shirts must come in both regular and long cuts. BDUs sizes: X-SMALL, SMALL, MEDIUM, LARGE, X-LARGE, XX-LARGE, XXX-LARGE, and XXXX-LARGE.</p> <p>Note: Shrinkage allowance must be minimal on pant and contain washing care instructions. Material must be machine washable and able to be ironed.</p>
<p>13.</p>	<p>BDU SHIRT S.E.R.T. OFFICER (BATTLE DRESS UNIFORM)</p> <p>COLOR Black (or color closest to the existing uniform) If the color carries distinctly from existing uniform color in will not be considered. This is done to keep the appearance of uniformity.</p> <p>65 % Polyester 35 % cotton ripstop only</p> <p>Shirts must have: Four (4) below style pockets Reinforced elbows Adjustable button tab cuffs Button down front Double stitched seams</p> <p>SHOULDER PATCH ON BOTH SLEEVES: Vendor shall supply with patches already attached to both sleeves. The standard department patch should be sewn on each sleeve. The sleeve patch must be of the same design currently used and same color scheme. The patch has silver lettering and trim on a dark black background. The shirts bought must come with the patches attached. This cost must not be an additional charge.</p> <p>BADGE PATCH: A circular design that uses the same badge design as on shoulder patch (silver star with dark black backing). The chest patch must be sewn onto the shirt. Silk screen images <u>will not</u> be accepted. <u>Shoulder patches and badge patches will be available at the Pre-Bid Conference to illustrate and clarify bid specifications concerning patch descriptions on Bid.</u></p> <p>Shirts must come in both regular and long cuts. The sizes of the BDU's used are: X-SMALL, SMALL, MEDIUM, LARGE, X-LARGE, XX-LARGE, XXX-LARGE, and XXXX-LARGE</p> <p>Note: Shrinkage allowance must be minimal on pant and contain washing care instructions. Material must be machine washable and able to be ironed.</p>
<p>14.</p>	<p>BDU SHIRT (BATTLE DRESS UNIFORM)</p> <p>Proper (equal or better) 65% Polyester, 35% Cotton "RIPSTOP" MATERIAL</p> <p>COLOR Silver gray (or color closest to the silver gray of existing uniforms) Shirts must come in both regular and long lengths (torso). The size of the B.D.U.'S used is small to 6 x-large</p> <p>SHIRT OPTION 1 Four (4) Below Style Pockets Reinforced Elbows Adjustable Button Tab Cuffs Button Down Front Double Stitched Seams Small To 6 X-large</p> <p>SHIRT OPTION 2 Two (2) Style Pockets Reinforced Elbows Adjustable Button Tab Cuffs Button Down Front Double Stitched Seams Small To 6 X-Large</p>

EXHIBIT "A" (REVISED)

HIDALGO COUNTY

"PURCHASE OF UNIFORMS AND ACCESSORIES FOR ALL COUNTY LAW ENFORCEMENT AGENCIES"

BID NO: 2009-068-07-15-SMA

SPECIFICATIONS/REQUIREMENTS, TERMS & CONDITIONS

	<p><u>Shoulder Patch On Both Sleeves:</u> Vendor shall supply patches already attached to both sleeves. The standard office patch should be sewn on each sleeve. The sleeve patch must be of the same design currently used and same color scheme. The patch has silver lettering and trim on a black background. The shirts bought must come with the patches attached. This cost must not be an additional charge.</p> <p>Badge Patch: a circular design that uses the same badge design as on shoulder patch (Silver Star With Black Backing). <i>Patch Must Read "SHERIFF'S OFFICE"</i>. The chest patch must be sewn onto the shirt. Silk screen images will not be accepted.</p>
15.	INVESTIGATOR RAID JACKETS
	<p>Brown/Black Nylon coach's jacket with white light lining Outer shell 100% nylon taffeta Fully lined with polyester brushed tricot Snap front Drawstring bottom Elastic Cuffs Sizes from Small to 6X-Large Screen-printed with yellow and/or white ink /embroidering of badge or upon request reflective (tackle twill) material Printing and jacket must match exactly what we currently have</p> <p><u>SCREEN PRINT OPTION 1</u> Hidalgo County Sheriff's Office badge logo on left breast side or upon request embroidered and on the right breasts the embroidering of the department, agency or bureau. "POLICE" and/or "SHERIFF" across the front of (horizontal) jacket in 4" letters and below Hidalgo County Sheriff's Office in 1" letters. "POLICE" and/or "SHERIFF" on both sleeves (vertical) in 2" letters</p> <p>Printing on back of jacket must be centered BACK: SHERIFF'S.....4" letters OFFICE.....1" letters POLICE.....4" letters</p> <p><u>SCREEN PRINT OPTION 2</u> Front and sleeves exactly the same as option 1</p> <p>BACK: SHERIFF'S.....4" letters NARCOTIC UNIT.....1" letters POLICE.....4" letters</p> <p>Must include following listed units and any other unit that is developed: GANG UNIT.....4" letters LINEBACKER UNIT.....4" letters PUBLIC INTEGRITY.....4" letters</p>
16.	SAFETY VESTS, BREAK-AWAY HIGH VISIBILITY
	<p>Traffic vest must meet ANSI (American National Standards Institute) / ISEA (International Safety Equipment Association) 107 compliance class 2 or better.</p> <p><u>COLOR:</u> Fluorescent Yellow</p> <p><u>SHELL FABRIC:</u> 3.7 oz. per square yard, 100% Polyester heavy denier tricot mesh. (Color: see specified garment color).</p> <p><u>TRIM:</u></p> <p>a) Binding: 100% nylon plain weave taffeta (Color: black), 100% polyester plain weave taffeta (Color: fluorescent yellow) b) Hook and loop: woven nylon base (Color: fluorescent yellow). c) Eyelets: aluminum, black enamel finish. d) Ribbon: 2.5-inches grosgrain. (Color: black) e) Reflective trim: 2.0 inch wide, 3M Scotchlite silver reflective fabric.</p> <p><u>DESIGN AND CONSTRUCTION:</u></p> <p>a) Full Cut Vest. b) High contrast Scotchlite striping. c) Pen/penlight openings. d) Microphone tabs on each shoulder. e) Fully Adjustable waist. f) "Break Away" shoulder and side access.</p> <p><u>CUSTOMIZATION:</u></p> <p>a) Sheriff lettering in Schotchlite on front and back vest. b) Badge tab.</p>

EXHIBIT "A" (REVISED)

HIDALGO COUNTY

"PURCHASE OF UNIFORMS AND ACCESSORIES FOR ALL COUNTY LAW ENFORCEMENT AGENCIES"

BID NO: 2009-068-07-15-SMA

SPECIFICATIONS/REQUIREMENTS, TERMS & CONDITIONS

STANDARD SIZE RANGE:

Unisex sizing:

- a) Regular: SM - M
- b) L - XL
- c) 2XL - 6XL

MEASUREMENTS:

Regular Length Size: L - XL

- a) Center Front: 21.625
- b) Center Back: 28.5
- c) Across Chest: 18.5
- d) Across Back: 19.5

17. LONG SLEEVE SHIRT COLOR: SILVER TAN

SHELL FABRIC

10.25-10.75 oz. per linear yard plain weave, 2-ply warp, single-ply filling, 75% Dacron polyester / 25% worsted wool with 10-12% mechanical filling stretch. Machine washable and dry cleanable worsted wool blend provides user comfort, uniform appearance, durability, and easy care. (Color: see specified garment color)

TRIM

Lining: 100% Polyester Satin or 100% Polyester Taffeta
Interlining: Small Parts: 100% polyester, Front Placket: 50% Polyester 50% Cotton
Hook and loop: Woven Nylon base
Buttons: melamine, 20 ligne, matching shell fabric

DESIGN AND CONSTRUCTION

Long sleeve uniform shirt
5 crease military style with permanent silicone adhesive creases
Top fused, banded dress collar
Mitered, pleated pockets with scalloped flaps, pencil opening in left pocket, hook and loop closure
Collar stand and yoke lined with polyester taffeta or satin
2 button adjustable cuffs
Epaulets
Badge eyelets with internal support strap
Extra long shirt tails

CUSTOMIZATION

EMBLEMS

The department patch must be of the same design and color scheme currently in use by the Hidalgo County Sheriff's Department. The oval patches have gold lettering and trim on a dark brown background and is placed on both sides of the upper arm areas. **The bidder are encouraged to attend the pre-bid conference for exact design and size of patches. Each shirt must come with a patch sewn onto each sleeve (Two patches per shirt).**

Name Tab
Zipper Front
Metal Buttons on epaulets and pocket flaps

SHOULDER STRAPS

The shoulder straps shall be pointed at the end toward the neck of the shirt. The other end shall be sewn in sleeve head seam. The open ends shall be fastened with one dark brown button. The straps shall measure 2" at sleeve and taper to 1-3/8". Straps to be set about 1/2" from the collar. Shoulder straps shall be box stitched to shoulders with row of cross-stitching 2" from sleeve head seam. The strap is a piggyback design of dark brown atop gold. The gold measures 2" in width. The dark brown sits atop with a width of 1.875". The gold should show only 0.0625" on both sides of the strap. The Brown and Gold material proposed must match the color scheme currently in use by the Hidalgo County Sheriff's Department

STANDARD SIZE RANGE

Men's:

- Body Length Regular: Sleeve Length: 32 sizes 14.5-17
- Body Length Regular: Sleeve Length: 33 sizes 14.5-18.5
- Body Length Regular: Sleeve Length: 34 sizes 15.5-18.5
- Body Length Regular: Sleeve Length: 35 sizes 15.5-19.5
- Body Length Tall: Sleeve Length: 37 sizes 16.5-19.5

Women's: Regular Length: even sizes 32 - 46

Optional Sizes - Men's Short Sleeve and Long Sleeve shirts must be available in Size 20 and 22 if requested.

MEASUREMENTS

Men's: Regular Length: Size 16.5:
Neck 17 (plus or minus 0.5 inches)
1/2 Chest: 25.25 (plus or minus 0.75 inches)
Back Length: 32.5 (plus or minus 0.5 inches)

EXHIBIT "A" (REVISED)

HIDALGO COUNTY

"PURCHASE OF UNIFORMS AND ACCESSORIES FOR ALL COUNTY LAW ENFORCEMENT AGENCIES"

BID NO: 2009-068-07-15-SMA

SPECIFICATIONS/REQUIREMENTS, TERMS & CONDITIONS

	<p>Women's: Regular Length: Size 38 Neck 15.5 (plus or minus 0.5 inches) 1/2 Chest: 22 (plus or minus 0.75 inches) Back Length: 28.5 (plus or minus 0.5 inches)</p>
18.	SHORT SLEEVE SHIRT COLOR: SILVER TAN
	<p>SHELL FABRIC 10.25-10.75 oz. per linear yard plain weave, 2-ply warp, single-ply filling, 75% Dacron polyester / 25% worsted wool with 10-12% mechanical filling stretch. Machine washable and dry cleanable worsted wool blend provides user comfort, uniform appearance, durability, and easy care. (Color: see specified garment color)</p> <p>TRIM Lining: 100% Polyester Satin or 100% Polyester Taffeta Interlining: Small Parts: 100% polyester, Front Placket: 50% Polyester 50% Cotton Hook and loop: Woven Nylon base Buttons: melamine, 20 ligne, matching shell fabric</p> <p>DESIGN AND CONSTRUCTION Short sleeve uniform shirt 5 crease military style with permanent silicone adhesive creases Top fused, convertible sport collar Mitered, pleated pockets with scalloped flaps, pencil opening in left pocket, hook and loop closure Back collar and yoke lined with polyester taffeta or satin Epaulets Badge eyelets with internal support strap Extra long shirt tails</p> <p>CUSTOMIZATION Emblems - The department patch must be of the same design and color scheme currently in use by the Hidalgo County Sheriff's Department. The patch has gold lettering and trim on a dark brown background. Bidders are encouraged to attend the pre bid conference for exact design and size of patches. Each shirt must come with a patch sewn onto each sleeve (Two patches per shirt). Name Tab Zipper Front Metal Buttons on epaulets and pocket flaps Shoulder Straps - The shoulder straps shall be pointed at the end toward the neck of the shirt. The other end shall be sewn in sleeve head seam. The open ends shall be fastened with one dark brown button. The straps shall measure 2" at sleeve and taper to 1-3/8". Straps to be set about 1/2" from the collar. Shoulder straps shall be box stitched to shoulders with row of cross-stitching 2" from sleeve head seam. The strap is a piggyback design of dark brown atop gold. The gold measures 2" in width. The dark brown sits atop with a width of 1.875". The gold should show only 0.0625" on both sides of the strap. The Brown and Gold material proposed must match the color scheme currently in use by the Hidalgo County Sheriff's Department</p> <p>STANDARD SIZE RANGE Men's: Regular Body: 14.5-19.5 Women's: Regular Length: even sizes 32 - 46 Optional Sizing - Men's Short Sleeve and Long Sleeve shirts must be available in Size 20 and 22 if requested.</p> <p>MEASUREMENTS Men's: Regular Length: Size 16.5: Neck 17 (plus or minus 0.5 inches) 1/2 Chest: 25.25 (plus or minus 0.75 inches) Back Length: 32.5 (plus or minus 0.5 inches) Women's: Regular Length: Size 38 Neck 15.5 (plus or minus 0.5 inches) 1/2 Chest: 22 (plus or minus 0.75 inches) Back Length: 28.5 (plus or minus 0.5 inches)</p>
19.	FOUR POCKET TROUSER COLOR: SILVER TAN
	<p>SHELL FABRIC 14.0- 14.5 oz. per linear yard serge weave 75% Dacron polyester / 25% worsted wool with 10 - 12% mechanical filling stretch. Machine washable and dry cleanable worsted wool blend provides user comfort, uniform appearance, durability, and easy care. (Color: see specified garment color)</p> <p>TRIM Pocketing: 50/50 polyester cotton twill, not less than 4.1 oz. Sq. yd Interlining: polyester non-woven. Binding: polyester/cotton bias cut. Waistband: polyester, spandex, nylon blend with double strip of silicone shirt grip. Stretch edge control. Fly zipper: nylon coil #5 with auto lock slider. Hook and eyes: nickel-plated. Buttons: melamine, 22 ligne, matching shell fabric.</p>

EXHIBIT "A" (REVISED)

HIDALGO COUNTY

"PURCHASE OF UNIFORMS AND ACCESSORIES FOR ALL COUNTY LAW ENFORCEMENT AGENCIES"

BID NO: 2009-068-07-15-SMA

SPECIFICATIONS/REQUIREMENTS, TERMS & CONDITIONS

DESIGN AND CONSTRUCTION

Front quarter pockets and inverted double cord hip pockets with button tabs.
All pocket secured with bartacks.
Wide stretch waistband with fly tab.
Interlined wide belt loops inserted in bottom of waistband and tacked at top.
Double hook and eye closure.
Quarter linings in front quarters.
Outlets in waistband (back) and thigh inseam.
Tandem needle seat seam.
Seat, inseam, and out seams pressed open.
10-12 stitches per inch (all seams).
Permanent silicone adhesive creases front and back.

CUSTOMIZATION

Windproof breathable liner.
Striping - Stripe will be attached to the side of the pant. The stripe will start at the bottom seam of the pocket and run the length of the pant. The stripe has an overall width of 0.75". The stripe is a piggyback design of dark brown atop gold. The dark brown portion should be no wider than 0.5" and the gold should be 0.75" in total width with only 0.125 of an inch showing on either side of the dark brown. The Brown and Gold material proposed must match the color scheme currently in use by the Hidalgo County Sheriff's Department
Hemming.

STANDARD SIZE RANGE

Men's: Regular Length: even waist sizes 28 - 54; odd sizes 31 - 39

Women's: Regular Length: even dress sizes 6 - 24

Optional Sizes - Trouser sizes for men must be available from 48 to 54 in addition to what was specified. Pants must be available in long stride if requested.

MEASUREMENTS

Men's: Regular Length: Waist Size 36:
1/2 Waist: 18 (plus 0.25 inch)
Seat: 24 (plus or minus 0.25 inches)
1/2 Knee 10.875 (plus or minus 0.25 inches)
1/2 Bottom Leg 8.75 (plus or minus 0.25 inches)
Inseam: 37 (plus or minus 0.50 inches)
Out seam: 46.25 (plus or minus 0.50 inches)
Front Rise: 10.375 (plus or minus 0.25 inches)
Back Rise: 16.875 (plus or minus 0.25 inches)

Women's: Regular Length: Dress Size 12
1/2 Waist: 15.25 (plus 0.25 inch)
Seat: 22.625 (plus or minus 0.25 inches)
1/2 Knee 10.125 (plus or minus 0.25 inches)
1/2 Bottom Leg 8.5 (plus or minus 0.25 inches)
Inseam: 35.875 (plus or minus 0.50 inches)
Out seam: 45.875 (plus or minus 0.50 inches)
Front Rise: 11.625 (plus or minus 0.25 inches)
Back Rise: 15.25 (plus or minus 0.25 inches)

20. TACTICAL OUTERSHELL POINT BLANK R 20 D (equal or better)

Carrier is designed to be worn externally to other clothing and shall not only provide a means of wearing armor but also provide a load carrying capabilities. The exterior of the garment shall provide removable identity both front and back. Identity shall be three (3) inches high and read "POLICE/SHERIFF" lettering. The front of the carrier shall provide five pockets to carry equipment such as, but not limited to, mini flash lights, side arm magazines, handcuffs and communication equipment. Two web shoulder straps, one on each shoulder shall provide a location to attach communication equipment or badges. The interior shall provide a means of ballistic panels within the carrier. A cummerbund shall be adjustable and close at the front. Side closure shall be accomplished with a combination elastic and Velcro system.

Rear (Back) lettering panel combination of lettering must be 3 to 5" lettering in two rows.

OPTIONS

Yellow/White "Police" Identity
Yellow/White "Sheriff" Identity
Or any other combination wording

SIZES

Small to 6 x-large

Note: Vest must meet all requirements of NIJ Standard 0104.04.

MATERIAL

- Hook and pile fastner tapes shall conform to the requirements of the Velcro manufacture. style h88 and I1000 (equal or better).
- The outer shell material shall be 420 denier nylon with a water repellent urethane coating.
- The elastic for the side closures straps shall be approximately eight (8) inches wide and of good commercial quality.

EXHIBIT "A" (REVISED)

HIDALGO COUNTY

"PURCHASE OF UNIFORMS AND ACCESSORIES FOR ALL COUNTY LAW ENFORCEMENT AGENCIES"

BID NO: 2009-068-07-15-SMA

SPECIFICATIONS/REQUIREMENTS, TERMS & CONDITIONS

	<p><u>COLOR</u> Color shall be navy, black, camouflage and or dark green.</p>
<p>21.</p>	<p><u>COLD WEATHER (WATERPROOF/BREATHABLE) JACKETS (FORCE 10 JACKET) equal of better</u></p> <p>Waist length duty jacket with weatherproof/windproof/waterproof/breathable system, zipper front, zipper fly, pleated two-way pockets, adjustable cuffs, shirt collar style, and zippered side vents with elasticized side tabs. Removable thermal liner. Color in Navy or Brown.</p> <p><u>FABRIC/MATERIALS</u></p> <p><u>OUTER SHELL:</u> Extreme all weather laminate technology fabric. Two layer laminated construction with 3-ply supplex Supreme face fabric. 100% nylon Supplex 70 denier in the warp and in the filling, plain weave, 3-ply thread construction. The fabric shall have a minimum non-coated weight of 3.5 ounces per square yard with a thread count of 154 in the warp and 62 in the filling (+/- 10%). The fabric shall have a good color fastness and crocking. The fabric shall have to maintain a Mullens Hydrostatic rating of 75 psi during the five (5) year guaranteed life of the jacket. Any jacket tested by the Equipment Services Section that fails to remain at 75 psi shall be repaired or replaced by the vendor at the vendor's expense.</p> <p><u>LINING FABRIC:</u> Black nylon taffeta lining. Plain weave, 70-denier nylon type 66 continuous filament yarns with 34 filaments, melting point 455 degree Fahrenheit. The fabric shall have a minimum weight of 1.80-ounces/sq. yard with a thread count of 104 in the warp and 86 in the filling (+/- 2%). The fabric shall have good color fastness and crocking. Breaking Strength: Warp 125 lbs., Filling 85 lbs (+/- 5%) Tear Strength: Warp 3.5 lbs., Filling 2.1 lbs (+/- 5%) Shrinkage: Warp 2%, Filling 2%.</p> <p><u>REMOVABLE LINER:</u> The face of the removable liner shall be 100% nylon taffeta and the inner side shall be 100% nylon tricot, both color black. The thermal batting is to be 7.5-ounce polyester fiber. The stitch pattern is the be 6" diamond.</p> <p><u>INTERLINING:</u> White Pellon C-39</p> <p><u>KNITTING:</u> 100% nylon stretch knit, continuous filament yarn 400 denier, with a minimum of 16 wales and 32 courses, rating to light, perspiration and wet/dry cleaning to be a minimum of 4. Wristlet 3 x 6.</p> <p><u>FLEECE POCKETING:</u> Black, fleece.</p> <p><u>FASTENERS:</u> All fasteners shall be as follows or equivalent: Zippers: Front zipper, #8, Delrin with 2 sliders. Liner zipper, #5, Delrin with 1 slider. Pocket zipper, #2, coil with 1 slider. Side zipper, #6, coil with 1 slider. Sleeve zipper, #2, coil with 1 slider.</p> <p><u>SNAPS:</u> The snaps shall 24 linger universal prong snaps that have been oxidized to prevent rusting.</p> <p><u>EYELETS:</u> Black, meta, small.</p> <p><u>THREAD:</u> All thread shall be polyester thread with a wrap with thirty (30) strength in a fifty (50) size or better.</p> <p><u>SEAM TAPE:</u> Composite seam sealing tape that is compatible to the composite fabric, 7/8" wide. Elastic: Natural color, 1 1/2" Bi-swing. Natural color, 2" Waistband. Natural Color, 1" Cuff.</p> <p><u>BINDING:</u> Black, 1- 3/4" wide, nylon bias.</p> <p><u>VELCRO:</u> Black, 5/8" wide hook & loop.</p>

EXHIBIT "A" (REVISED)

HIDALGO COUNTY

"PURCHASE OF UNIFORMS AND ACCESSORIES FOR ALL COUNTY LAW ENFORCEMENT AGENCIES"

BID NO: 2009-068-07-15-SMA

SPECIFICATIONS/REQUIREMENTS, TERMS & CONDITIONS

METAL BUTTONS:

24 Ligne.

BUTTON RINGS:

Silver rings.

DESIGN FEATURES:

FRONT:

There is to be a front zipper that shall run from the bottom of the jacket to the neck collar seam with a two-way zipper. Under the zipper and offset on the facing shall be a 1-1/2" wide zipper fly, which runs the full length of the front to stop water and other liquids. There shall be a two-way compartment pleated pockets that shall be placed 2" above the waistband. There shall be a badge holder above the left flap, made of shell fabric with two small black metal eyelets set 1-1/8" apart. The holder is to be 1" by 2-1/4", centered over the pocket flap, at chest height.

POCKETS:

Pockets to measure 7-1/2" wide by 8" deep; leat to measure 1-1/2". Muff pockets shall be formed under each pocket with a 5-3/4" opening on the sleeve side. Pockets are to close with scalloped flaps that measure 2-1/2" at the points and 3-3/8" at the center. Flaps are to be held down with Velcro loops at the flap corners. 24 ligne metal buttons to be attached with rings at the center point through a buttonhole. A separate pencil pocket shall open between the left flap and pocket.

COLLAR:

The collar is to be cut in a shirt collar style with a collar stand. The collar is to measure 3-1/2" at the points and 4" at the center. Collar to be interlined but not zigzag stitched. There shall be a hanger made out of the outer shell fabric that is set at the center of the neck collar seam.

BACK DESIGN:

The back shall be a plain full cut back with an elasticized waistband that extends to the zippered side vents. The front waistbands shall have a plain section 5" from the front zipper and shirred with elastic to the zippered side vents. The waistband shall measure 2-1/2" wide.

SLEEVES:

The sleeves shall be a one-piece design with elasticized adjustable cuffs.

ADJUSTABLE CUFFS:

The cuff shall be a one-piece design made out of self-material and shall measure 1-3/4" wide. The top half of the cuffs shall have a heavy-duty 1-1/2" wide elastic stretched and sewn with double needle stitch. There shall be cuff tabs that measure 1-1/4" wide and taper to 3/4" wide, 3-1/2" long with a large snap (male portion). There shall be two large snaps (female partition) set 2" apart for cuff adjustments.

EPAULETS:

There shall be epaulets set on the shoulders and sewn into the shoulder and sleeve seam. The epaulets shall be cross-stitched and shall have a buttonhole. The epaulets are to measure 2-1/4" at the shoulders and 2" at the points. The epaulets shall be interlined. The epaulets shall be back tacked to the shoulder neck seam. The epaulets are to fasten with a 24-ligne metal button with a button ring through the buttonhole.

SIDE VENTS:

The zippered side vents are to be finished with a coil #6 size 10" long zipper with a reversible slider. There shall be side tabs made out of the self-material set to the bottom back vent, which will be elasticized with a 1" elastic. The side tab shall have a snap (male portion) and shall snap across the bottom vent of the waistband with a snap (female portion) set on the front and back of the zippered side vent. The side tab shall measure 1" by 3" long.

LINING:

The jacket is to be fully lined with nylon taffeta. There is to be a patch pocket made out of the outer shell fabric placed on the left side. It is to have a 6" zipper opening and to measure 7" x 7-1/2". The lining sleeves shall be a one-piece design with a sleeve zipper to allow emblems and embroidery applied without affecting water-proofness and contamination. There shall be a shell reinforcement panel sewn into the neck seam to secure the liner with a 24 ligne snap. The panel shall measure approximately 4" in width and in length. This panel shall also have the brand label and the permanent size labels sewn on.

FACINGS:

The facings are to be made out of outer shell fabric. The facings are to measure approximately 1-1/4" wide and shall be as long as the front length, not including the waistband. The liner attaching zippers are to be placed on the facings.

REMOVABLE LINER:

The removable thermal liner is to have a body and sleeve insulation. The cuffs are to be held in place with metal snaps. In the neck area there will be a black knit collar and a large metal snap. The liner will be attached to the jacket with #5 delrin zippers, 18" long, set on the front facings. Under the armholes will be a 4" by 12" knit gussets for movements. There shall be knit wristlets and large metal snaps at the cuff area for attachment. There will be 5-3/4" vents at the bottom of the seams. The quilt parts will be bound with 1-3/4" black nylon bias binding. There shall be one patch pocket on the left side.

LABELS:

Each jacket shall have a permanent brand label, a care instruction label, ID label and permanent size labels.

CUSTOMIZATION:

EXHIBIT "A" (REVISED)

HIDALGO COUNTY

"PURCHASE OF UNIFORMS AND ACCESSORIES FOR ALL COUNTY LAW ENFORCEMENT AGENCIES"

BID NO: 2009-068-07-15-SMA

SPECIFICATIONS/REQUIREMENTS, TERMS & CONDITIONS

EMBLEMS

The department patch must be of the same design and color scheme currently in use by the Hidalgo County Sheriff's Department. The patch has gold lettering and trim on a dark brown background. The bidders are encouraged to attend the pre-bid conference for exact design and size of patches. Each shirt must come with a patch sewn onto each sleeve (Two patches per shirt).

- Name Tab
- Zipper Front
- Metal Buttons on epaulets and pocket flaps

SHOULDER STRAPS

The shoulder straps shall be pointed at the end toward the neck of the shirt. The other end shall be sewn in sleeve head seam. The open ends shall be fastened with one dark brown button. The straps shall measure 2" at sleeve and taper to 1-3/8". Straps to be set about 1/2" from the collar. Shoulder straps shall be box stitched to shoulders with row of cross-stitching 2" from sleeve head seam. The strap is a piggyback design of dark brown atop gold. The gold measures 2" in width. The dark brown sits atop with a width of 1.875". The gold should show only 0.0625" on both sides of the strap. The Brown and Gold material proposed must match the color scheme currently in use by the Hidalgo County Sheriff's Department

MEASUREMENTS

SIZING:

The manufacturer shall be capable of providing all sizes for men and women. Including any special size requirements. The manufacturer shall have a company representative or authorized dealer available to assist with the fittings of the garments at no additional cost. The following sizes have been established.

Size Chart:

SIZE	FINISHED CHEST	BACK LENGTH	SLEEVE INSEAM
SMALL (36-38)	48	26	20
MEDIUM (40-42)	52	26	20
LARGE (44-46)	56	26	20
X-LARGE (48-50)	60	26	20
XX-LARGE (52-54)	64	26	20
XXX-LARGE (56-58)	68	26	20
XXXX-LARGE (60-62)	72	26	20
TOLERANCES	+/- 1"	+/- 1/2"	+/- 1/2"
LONG LENGTH	+/- 1"	+ 1"	+ 1"
X-LONG LENGTH	+/- 1"	+ 2"	+ 2"

22. TACTICAL PANTS (5.11 Tactical 74251) equal or better

FABRIC

100 % Cotton Tactical Canvas, 8.5 oz., 73x40/10x10, Pant weight

POCKETING

80% Polyester 20% Cotton T/C, tightly woven poplin

SIZE

Pants must be available in Regular, Short, Long and X-Large Long, from stock (28 - 60)

COLOR

Charcoal, Brown, Black, Coyote Brown, Grey, OD Green Khaki, Tundra, Walnut, Fire Navy, Sage.

FEATURES & BENEFITS

Self adjusting action waist with elastic sides; 7 belt loops and a DORing; Deep front pockets; cargo pockets with flaps; phone pocket on right front. Large open-top back pockets, and a tool strap on right back. The pants have double knees of self fabric, removable 6mm Neoprene knee pad inserts; and a double seat of self fabric. Bottom hems have openings for draw cords.

POCKETS

- Front pocket openings have self fabric facings and extra reinforcements on knife clippings area. Pocket openings are firmly bar tacked on both ends. Pocket bags are made of durable Poly:Cotton blend and they are extra deep. Pocket bags are finished clean inside the pant and double stitched for heavy duty.
- Cargo pockets have large flaps and Velcro closure.
- Knife or cell phone pocket is lined with extra durable Cordura Nylon. The pocket has gussets on sides and a large flap with Velcro closure: it accommodates a phone.
- Back Pockets are formed of self fabric. They are extra large with large open top. The top has Velcro closure. Opening has extra reinforcement on the side seam side; both ends are firmly cross-bar tacked.

EXHIBIT "A" (REVISED)
HIDALGO COUNTY
"PURCHASE OF UNIFORMS AND ACCESSORIES FOR ALL COUNTY LAW ENFORCEMENT AGENCIES"
BID NO: 2009-068-07-15-SMA
SPECIFICATIONS/REQUIREMENTS, TERMS & CONDITIONS

	<p><u>SEAMS & STITCHING</u></p> <ul style="list-style-type: none"> • Seams are durable with 10 stitches per inch and extra heavy 5-thread construction. • Top stitching are non-raveling lock stitching. Side seams, seat seam and front rise have two-needle top stitching. Crotch point is bar tacked. Fly outline, had pocket openings, all pocket flaps, knee patches and seat patch have double needle top stitching. Cargo pockets are attached with double needle top stitching. Belt loops are bar tacked on all corners. Cargo pocket openings are bar tacked and flaps are cross bar tacked. Back pocket openings are cross bar tacked. All Velcro pieces are attached with box stitching <p><u>LABELS</u></p> <p>The woven logo label, care label, size label, country of origin label and fiber content are permanently attached to the pants.</p> <p><u>CLOSURES</u></p> <p>Closures are high quality, proven brand name products. Fly zipper is metallic YKK zipper with auto lock slider. Waist snap is metallic PRYM snaps with extra strong grip. Inside fly button is cross tacked.</p>
23.	TIES
	<p>Polyester 3" clip-on Tie Color: Brown 5 Sizes: 3.0" x 18" - Men's Regular 3.0" x 20" - Men's Long For 22" Length 3.5" Clip-on Tie</p> <ul style="list-style-type: none"> • Pre-tied clip-on tie • 100% Polyester - tropical weave • Black metal clip • Packed 6 ties per bag

ADDITIONAL CONDITIONS AND REQUIREMENTS:

Further information required for this project can be addressed to, Sandra Montalvo or Moises Salazar, Buyers, Hidalgo County Purchasing Department at (956) 318-2626 or e-mail: Sandra.montalvo@co.hidalgo.tx.us or Moises.salazar@co.hidalgo.tx.us. Hidalgo County is requesting that any and all questions, inquiries, and clarifications regarding quotes, bids, proposals, or statement of qualifications be addressed to Martha L. Salazar, Purchasing Agent, 2802 South Business Highway 281, Edinburg, Texas 78539. **TELEPHONE INQUIRIES WILL NOT BE ACCEPTED.**

ALL WRITTEN INQUIRIES WILL BE ACCEPTED VIA FACSIMILE NO LATER THAN, Wednesday, July 08, 2009, at 5:00 P.M. Responses will be sent to all applicants via facsimile by no later than, **Friday, July 10, 2009 at 5:00 P.M.**

EXHIBIT "B" (REVISED)
BID PAGE

Hidalgo County
REQUEST FOR BIDS

“Purchase of Uniforms and Accessories for All County Law
Enforcement Agencies”
BID No. 2009-068-07-15-SMA

EXHIBIT "B" (REVISED)

HIDALGO COUNTY

"PURCHASE OF UNIFORMS AND ACCESSORIES FOR ALL COUNTY LAW ENFORCEMENT AGENCIES"

BID NO: 2009-068-07-15-SMA

BID PAGE

The bid price should include the patches/embroidery attached to uniforms/clothing and any other additional cost.

Bidder must thoroughly fill in each section of the Bid Page (Exhibit "B"). INCOMPLETE submittals will be considered a probable cause for disqualification.

I. CONSTABLE PRECINCT NO. 1

UNIFORM I

ITEM	DESCRIPTION REQUIRED OR (EQUIVALENT)	MANUFACTURER	STYLE NO.	PRICE EACH	
				Female	Male
1.	SHORT SLEEVE SHIRTS (perfection uniforms 2300, 2340 zipper front)			Female	\$
				Male	\$
2.	LONG SLEEVE SHIRTS (perfection uniforms 2000,2040 zipper front)			Female	\$
				Male	\$
3.	TROUSERS (perfection style 2600DN)			Female	\$
				Male	\$
UNIFORM II					
1.	SHORT SLEEVE SHIRT (8713X Blauer Street Gear)			Female	\$
				Male	\$
2.	TROUSERS (8810X side pocket)			Female	\$
				Male	\$
UNIFORM III					
1.	POLO- SHORT SLEEVE SHIRTS (5.11 Tactical 71048)			Female	\$
				Male	\$
2.	TACTICAL PANTS (5.11 Tactical 74251)			Female	\$
				Male	\$
3.	JACKETS			\$	
4.	WINDBREAKER			\$	
5.	RAINCOATS			\$	

II. CONSTABLE PRECINCT NO. 2

UNIFORM I

ITEM	DESCRIPTION REQUIRED OR (EQUIVALENT)	MANUFACTURER	STYLE NO.	PRICE EACH	
				Female	Male
1.	SHORT SLEEVE SHIRTS (perfection uniforms 2300, 2340 zipper front)			Female	\$
				Male	\$
2.	LONG SLEEVE SHIRTS (perfection uniforms 2000,2040 zipper front)			Female	\$
				Male	\$
3.	TROUSERS (perfection style 2600ST)			Female	\$
				Male	\$
UNIFORM II					
1.	SHORT SLEEVE SHIRT (8713X Blauer Street Gear)			Female	\$
				Male	\$
2.	TROUSERS (perfection style 1725FG)			Female	\$
				Male	\$
UNIFORM III					
1.	POLO- SHORT SLEEVE SHIRTS (5.11 Tactical S 71048)			Female	\$
				Male	\$
2.	TACTICAL PANTS (5.11 Tactical 74251)			Female	\$
				Male	\$
3.	BDU PANTS			Female	\$
				Male	\$
4.	JACKETS			\$	

EXHIBIT "B" (REVISED)

HIDALGO COUNTY

"PURCHASE OF UNIFORMS AND ACCESSORIES FOR ALL COUNTY LAW ENFORCEMENT AGENCIES"

BID NO: 2009-068-07-15-SMA

BID PAGE**III. CONSTABLE PRECINCT NO. 3**

ITEM	DESCRIPTION REQUIRED OR (EQUIVALENT)	MANUFACTURER	STYLE NO.	PRICE EACH	
				Female	Male
1.	SHORT SLEEVE SHIRTS (perfection style 2340DN)			Female	\$
				Male	\$
2.	LONG SLEEVE SHIRTS (perfection style 3000BN)			Female	\$
				Male	\$
3.	POLYESTER TWILL TROUSERS (style X13506NS)			Female	\$
				Male	\$
4.	PATROL JACKETS			\$	
5.	PROFESSIONAL-POLO SHORT SLEEVE SHIRTS (5.11 Tactical #41060)			Female	\$
				Male	\$
6.	POLO- SHORT SLEEVE SHIRTS (5.11 Tactical # 71048)			Female	\$
				Male	\$
7.	TACTICAL PANTS (5.11 Tactical 74251)			Female	\$
				Male	\$
8.	TACTICAL VESTS (5.11 Tactical #8000)1			\$	
9.	BELTS (bianchi 8105)			\$	
10.	CAPS (otto-31-262)			\$	

IV. CONSTABLE PRECINCT NO. 4**UNIFORM I**

ITEM	DESCRIPTION REQUIRED OR (EQUIVALENT)	MANUFACTURER	STYLE NO.	PRICE EACH	
				Female	Male
1.	SHORT SLEEVE SHIRTS (perfection uniforms 2300, 2340 zipper front)			Female	\$
				Male	\$
2.	LONG SLEEVE SHIRTS (perfection uniforms 2000,2040 zipper front)			Female	\$
				Male	\$
3.	TROUSERS (perfection style 2600FG)			Female	\$
				Male	\$

UNIFORM II

1.	SHORT SLEEVE SHIRT (8713X Blauer Street Gear)			Female	\$
				Male	\$
2.	TROUSERS (perfection style 1725FG)			Female	\$
				Male	\$

UNIFORM III

1.	POLO- SHORT SLEEVE SHIRTS (5.11 Tactical 71048)			Female	\$
				Male	\$
2.	TACTICAL PANTS (5.11 Tactical 74251)			Female	\$
				Male	\$
3.	TACLITE PRO PANTS # 74273			Female	\$
				Male	\$
4.	TIES			\$	
5.	COWBOY HATS (STETSON FELT)			\$	
6.	JACKETS (TRAVIS MILLS #7450)			\$	

EXHIBIT "B" (REVISED)

HIDALGO COUNTY

"PURCHASE OF UNIFORMS AND ACCESSORIES FOR ALL COUNTY LAW ENFORCEMENT AGENCIES"

BID NO: 2009-068-07-15-SMA

BID PAGE

V. CONSTABLE PRECINCT NO. 5

ITEM	DESCRIPTION REQUIRED OR (EQUIVALENT)	MANUFACTURER	STYLE NO.	PRICE EACH	
1.	SHORT SLEEVE SHIRTS (Horace small #659AP)			Female	\$
				Male	\$
2.	LONG SLEEVE SHIRTS (Horace small #519A or perfection 3000BN)			Female	\$
				Male	\$
3.	TROUSERS (Ref: Horace small #X13443)			Female	\$
				Male	\$
4.	POLO- SHORT SLEEVE SHIRTS (5.11 Tactical S 71048)			Female	\$
				Male	\$
5.	TACTICAL PANTS (5.11 Tactical 74251)			Female	\$
				Male	\$
6.	PATROL JACKET			\$	

VI. HIDALGO COUNTY SHERIFF'S OFFICE

ITEM	DESCRIPTION REQUIRED OR (EQUIVALENT)	MANUFACTURER	STYLE NO.	PRICE EACH	
1.	RAINCOATS (NEESE)			\$	
2.	GLOVES (Hatch Frisk Master Fm 2000)			\$	
3.	COVERALLS-Personal Protection (TYVEK) COVERALLS-Polypropylene Disposable Suit, Long Sleeve Shirt & Pants			Suit	\$
				Long Sleeve Shirt	\$
				Pants	\$
4.	WORK SHIRTS (Dickies)			Female Short sleeve	\$
				Female Long Sleeve	\$
				Male Short Sleeve	\$
				Male Long Sleeve	\$
5.	WORK PANTS (Dickies)			\$	
6.	WOMEN'S FLAT FRONT PANTS			\$	
7.	SCRUBS			Female Shirt	\$
				Female Pants	\$
				Male Shirt	\$
				Male Pants	\$
8.	RAIN BOOTS			Female Boots	\$
				Male Boots	\$
9.	WATERPROOF SAFETY TOE BOOT			Female Boots	\$
				Male Boots	\$
10.	WATERPROOF SAFETY TOE SHOE			Female Shoe	\$
				Male Shoe	\$
11.	BDU's PANTS (Battle Dress Uniforms)			Female	\$
				Male	\$
12.	BDU 's SHIRT (Battle Dress Uniforms)			Female	\$

EXHIBIT "B" (REVISED)

HIDALGO COUNTY

"PURCHASE OF UNIFORMS AND ACCESSORIES FOR ALL COUNTY LAW ENFORCEMENT AGENCIES"

BID NO: 2009-068-07-15-SMA

BID PAGE

				Male	\$
13.	BDU's SHIRT S.E.R.T. OFFICER (Battle Dress Uniforms)			Female	\$
				Male	\$
				OPT 1 -Female	\$
14.	BDU's SHIRT (Battle Dress Uniforms) (Ripstop Material) Option 1: FOUR (4) BELOW STYLE POCKETS Option 2: TWO (2) STYLE POCKETS			OPT 1 -Male	\$
				OPT 2 -Female	\$
				OPT 2 -Male	\$
					\$
15.	INVESTIGATOR RAID JACKETS			\$	
16.	SAFETY VESTS - Break-Away High Visibility			\$	
17.	LONG SLEEVE SHIRT (Silver tan)			Female	\$
				Male	\$
18.	SHORT SLEEVE SHIRT (Silver tan)			Female	\$
				Male	\$
19.	TROUSERS (Four Pocket) (Silver tan)			Female	\$
				Male	\$
20.	TACTICAL OUTERSHELL (Point Blank R20D)			\$	
21.	COLD WEATHER JACKETS (Force 10 Jacket)			\$	
22.	TACTICAL PANTS (5.11 Tactical 74251)			Female	\$
				Male	\$
23.	TIES			\$	

COMPANY NAME: _____

ADDRESS: _____

CITY/STATE/ZIP: _____

PHONE NUMBER: _____

FAX NUMBER: _____

CELL NUMBER: _____

CONTACT PERSON: _____

E-MAIL ADDRESS: _____

AUTHORIZED SIGNATURE: _____

TITLE: _____

DATE: _____

(EXHIBIT "B" MUST BE SUBMITTED WITH BID)

EXHIBIT “B”

BID PAGE

HIDALGO COUNTY
 "PURCHASE OF UNIFORMS & ACCESSORIES FOR ALL COUNTY LAW ENFORCEMENT AGENCIES"
 BID NO 2009-068-07-15-SMA
AWARDED ITEMS

ITEM	DESCRIPTION REQUIRED OR (EQUIVALENT)	AWARDED VENDOR		
		LONESTAR UNIFORMS HOUSTON, TX		
		MANUFACTURER	STYLE NO.	PRICE EACH

I. CONSTABLE PRECINCT NO. 1

UNIFORM I		PERFECTION	2300 ST	Female	\$37.00
1.	SHORT SLEEVE SHIRTS (perfection uniforms 2300, 2340 zipper front)				
2.	LONG SLEEVE SHIRTS (perfection uniforms 2000,2040 zipper front)	PERFECTION	2800 ST	Female	\$39.00
				Male	
3.	TROUSERS (perfection style 2600DN)	PERFECTION	2600 DN	Female	\$37.00
				Male	

UNIFORM-II

1.	SHORT SLEEVE SHIRT (8713X Blauer Street Gear)	BLAUER	8713X	Female	\$39.00
				Male	
2.	TROUSERS (8810X side pocket)	BLAUER	8810X	Female	\$59.00
				Male	

UNIFORM- III

1.	POLO- SHORT SLEEVE SHIRTS (5.11 Tactical 71048)	5.11	71048/ 41060	Female	\$38.00
				Male	
2.	TACTICAL PANTS (5.11 Tactical 74251)	5.11	74251/ 74273	Female	\$38.00
				Male	
3.	JACKETS	GERBER	71N1		\$89.00
4.	WINDBREAKER	LIBERTY	560MNV		\$44.00
5.	RAINCOATS	NO BID			

II. CONSTABLE PRECINCT NO. 2

UNIFORM I		PERFECTION	2300 ST	Female	\$37.00
1.	SHORT SLEEVE SHIRTS (perfection uniforms 2300, 2340 zipper front)				
2.	LONG SLEEVE SHIRTS (perfection uniforms 2000,2040 zipper front)	PERFECTION	2000 ST	Female	\$39.00
				Male	
3.	TROUSERS (perfection style 2600DN)	PERFECTION	2600 ST	Female	\$37.00
				Male	

UNIFORM-II

1.	SHORT SLEEVE SHIRT (8713X Blauer Street Gear)	BLAUER	8713	Female	\$39.00
				Male	
2.	TROUSER (perfection style 1725FG)	PERFECTION	1725FG	Female	\$39.00
				Male	

UNIFORM- III

1.	POLO- SHORT SLEEVE SHIRTS (5.11 Tactical 71048)	5.11	71048/ 41060	Female	\$38.00
				Male	
2.	TACTICAL PANTS (5.11 Tactical 74251)	5.11	74251/74273	Female	\$38.00
				Male	
3.	BDU PANTS	PROPPER	F5201-55-001	Female	\$23.00
				Male	
4.	JACKETS	GERBER	71N1		\$89.00

III. CONSTABLE PRECINCT NO. 3

1.	SHORT SLEEVE SHIRTS (perfection style 2340DN)	PERFECTION	2300BN	Female	\$ 37.00
				Male	
2.	LONG SLEEVE SHIRTS (perfection style 3000BN)	PERFECTION	2000 BN	Female	\$ 39.00
				Male	
3.	POLYESTER TWILL TROUSERS	PERFECTION	X13506NS	Female	\$ 37.00
				Male	

HIDALGO COUNTY
 "PURCHASE OF UNIFORMS & ACCESSORIES FOR ALL COUNTY LAW ENFORCEMENT AGENCIES"
 BID NO 2009-068-07-15-SMA
AWARDED ITEMS

ITEM	DESCRIPTION REQUIRED OR (EQUIVALENT)	AWARDED VENDOR		
		LONESTAR UNIFORMS HOUSTON, TX		
		MANUFACTURER	STYLE NO.	PRICE EACH
	(style X13506NS)			
4.	PATROL JACKETS	GERBER	71N3	\$89.00
5.	PROFESSIONAL-POLO SHORT SLEEVE SHIRTS (5.11 Tactical #41060)	5.11	41060	Female Male \$38.00
6.	POLO- SHORT SLEEVE SHIRTS (5.11 Tactical # 71048)	5.11	71048	Female Male \$38.00
7.	TACTICAL PANTS (5.11 Tactical 74251)	5.11	74251	Female Male \$38.00
8.	TACTICAL VESTS (5.11 Tactical #8000)1	5.11	80001	\$68.00
9.	BELTS (bianchi 8105)	NO BID		
10.	CAPS (otto-31-262)	NO BID		

IV. CONSTABLE PRECINCT NO. 4

UNIFORM I				
1.	SHORT SLEEVE SHIRTS (perfection uniforms 2300, 2340 zipper front)	PERFECTION	2300 ST	Female Male \$ 37.00
2.	LONG SLEEVE SHIRTS (perfection uniforms 2000,2040 zipper front)	PERFECTION	2000 ST	Female Male \$ 39.00
3.	TROUSERS (perfection style 2600FG)	PERFECTION	2600 FG	Female Male \$ 37.00
UNIFORM-II				
1.	SHORT SLEEVE SHIRT (8713X Blauer Street Gear)	BLAUER	8713 ST	Female Male \$ 39.00
2.	TROUSERS (perfection style 1725FG)	PERFECTION	1725FG	Female Male \$39.00
UNIFORMS-III				
1.	POLO- SHORT SLEEVE SHIRTS (5.11 Tactical 71048)	5.11	71048	Female Male \$ 38.00
2.	TACTICAL PANTS (5.11 Tactical 74251)	5.11	74251	Female Male \$ 38.00
3.	TACLITE PRO PANTS (#74273)	5.11	74273	Female Male \$ 38.00
4.	TIES	SAM BROOME		\$ 5.00
5.	COWBOY HATS (STETSON FELT)	NO BID		
6.	JACKETS (Travis Mills #7450)	-----		

V. CONSTABLE PRECINCT NO. 5

1.	SHORT SLEEVE SHIRTS (Horace Small #659AP)	ELBECO	FRENCH BLUE 23319-3	Female Male \$37.00
2.	LONG SLEEVE SHIRTS (Horace Small #519A or perfection 3000BN)	ELBECO	FRENCH BLUE 2319.3	Female Male \$39.00
3.	TROUSERS (Ref: Horace small #134431)	PERFECTION	2600 DN	Female Male \$37.00
4.	POLO- SHORT SLEEVE SHIRTS (5.11 Tactical 71048)	5.11	71048	Female Male \$38.00
5.	TACTICAL PANTS (5.11 Tactical 74251)	5.11	74251	Female Male \$38.00
6.	PATROL JACKET	GERBER	71N1	\$89.00

HIDALGO COUNTY
 "PURCHASE OF UNIFORMS & ACCESSORIES FOR ALL COUNTY LAW ENFORCEMENT AGENCIES"
 BID NO 2009-068-07-15-SMA

AWARDED ITEMS
LONESTAR UNIFORMS

VI. -HIDALGO COUNTY SHERIFF'S OFFICE

ITEM	DESCRIPTION REQUIRED OR (EQUIVALENT)	AWARDED VENDOR			
		LONESTAR UNIFORMS HOUSTON, TX			
		MANUFACTURER	STYLE NO.	PRICE EACH	
1.	GLOVES (Hatch Frisk Master Fm 2000)	NO BID			
2.	COVERALLS-Personal Protection(TYVEK)	NO BID			
	COVERALLS-Polypropylene Disposable Suit, Long Sleeve Shirt & Pants	NO BID			
3.	WORK SHIRTS (Dickies)	NO BID			
4.	WORK PANTS (Dickies)	NO BID			
5.	WOMEN'S FLAT FRONT PANTS	NO BID			
6.	SCRUBS	NO BID			
7.	RAIN BOOTS	NO BID			
8.	WATERPROOF SAFETY TOE BOOT	HI TEC MAGNUM	5285	Female Boots	\$ 59.00
				Male Boots	
9.	SAFETY VESTS - Break-Away High Visibility	BLAUER	3395	\$48.00	
10.	LONG SLEEVE SHIRT (Silver tan)	BLAUER	8450- ST	Female	\$68.00
				Male	
11.	SHORT SLEEVE SHIRT (Silver tan)	BLAUER	8460-ST	Female	\$64.00
				Male	
12.	TROUSERS (Four Pocket) (Silver tan)	BLAUER	8560-ST	Female	\$72.00
				Male	
13.	TACTICAL OUTERSHELL (Point Blank R20D)	POINT BLANK	R20D	\$120.00	
14.	COLD WEATHER JACKETS (Force 10 Jacket)	GERBER	71N3	\$89.00	

BID
FOR
HIDALGO COUNTY
"PURCHASE OF UNIFORMS AND ACCESSORIES FOR ALL COUNTY LAW
ENFORCEMENT AGENCIES"

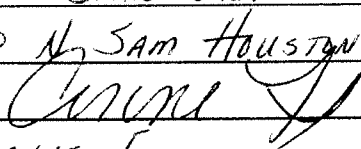
To: Martha L. Salazar, CPPB, Purchasing Agent
Hidalgo County Purchasing Department
Physical Address: 2802 S. Business Hwy. 281 -New Administration Building
Mailing/Postal Address: 2812 S. Business Hwy. 281
Edinburg, Texas 78539

In accordance with the Specifications, and subject to all laws and regulations of the United States and state and local laws, the undersigned bidder proposes and commits to furnish all labor, equipment, material, software and services as set forth in the documents hereinbefore mentioned. The undersigned bidder further agrees, upon acceptance of its bid, to execute a contract and/or Purchase Order issued by Hidalgo County for performing and completing the work described in the Specifications within the time stated and for the prices proposed in the documents attached hereto and made a part hereof.

Bidder acknowledges receipt of all of the pages of the documents referenced in the Invitation to Bid Checklist presented in connection with this procurement. Bidder understands that Hidalgo County reserves the right to reject any or all bids and further reserves the right to design the evaluation criteria to be used in selecting the lowest and best bid.

Bidder agrees that this bid shall be good and may not be withdrawn for a period of ninety (90) calendar days after the scheduled closing time for receiving bids, as contained in the Specifications.

Respectfully submitted,

Bidder: LONE STAR UNIFORMS INC
Address: 8430 N SAM HOUSTON PKWY WEST HOUSTON, TX
By:  77064
Printed Name: CORINE FOX
Title: PRESIDENT

(THIS PAGE MUST BE SUBMITTED WITH BID)

EXHIBIT "B" (REVISED)

HIDALGO COUNTY

"PURCHASE OF UNIFORMS AND ACCESSORIES FOR ALL COUNTY LAW ENFORCEMENT AGENCIES"

BID NO: 2009-068-07-15-SMA

BID PAGE

The bid price should include the patches/embroidery attached to uniforms/clothing and any other additional cost.

Bidder must thoroughly fill in each section of the Bid Page (Exhibit "B"). INCOMPLETE submittals will be considered a probable cause for disqualification.

I. CONSTABLE PRECINCT NO. 1

UNIFORM I

ITEM	DESCRIPTION REQUIRED OR (EQUIVALENT)	MANUFACTURER	STYLE NO.	PRICE EACH	
				Female	Male
1.	SHORT SLEEVE SHIRTS (perfection uniforms 2300, 2340 zipper front)	PERFECTION	2300ST	Female	\$ 37.-
				Male	\$ 37.-
2.	LONG SLEEVE SHIRTS (perfection uniforms 2000,2040 zipper front)	"	2800ST	Female	\$ 39.-
				Male	\$ 39.-
3.	TROUSERS (perfection style 2600DN)	"	2600DN	Female	\$ 37.-
				Male	\$ 37.-

UNIFORM II

1.	SHORT SLEEVE SHIRT (8713X Blauer Street Gear)	BLAUER	8713X	Female	\$ 39.-
				Male	\$ 39.-
2.	TROUSERS (8810X side pocket)	"	8810X	Female	\$ 59.-
				Male	\$ 59.-

UNIFORM III

1.	POLO- SHORT SLEEVE SHIRTS (5.11 Tactical 71048)	5.11 Tact.	71048/41060	Female	\$ 38.-
				Male	\$ 38.-
2.	TACTICAL PANTS (5.11 Tactical 74251)	"	74251/74273	Female	\$ 38.-
				Male	\$ 38.-
3.	JACKETS	GERBER	71N1	\$ 89.00	
4.	WINDBREAKER	LIBERTY	560MNV	\$ 44.00	
5.	RAINCOATS			\$ NO BID	

II. CONSTABLE PRECINCT NO. 2

UNIFORM I

ITEM	DESCRIPTION REQUIRED OR (EQUIVALENT)	MANUFACTURER	STYLE NO.	PRICE EACH	
				Female	Male
1.	SHORT SLEEVE SHIRTS (perfection uniforms 2300, 2340 zipper front)	PERFECTION	2300ST	Female	\$ 37.-
				Male	\$ 37.-
2.	LONG SLEEVE SHIRTS (perfection uniforms 2000,2040 zipper front)	"	2000ST	Female	\$ 39.-
				Male	\$ 39.-
3.	TROUSERS (perfection style 2600ST)	"	2600ST	Female	\$ 37.-
				Male	\$ 37.-

UNIFORM II

1.	SHORT SLEEVE SHIRT (8713X Blauer Street Gear)	BLAUER	8713	Female	\$ 39.-
				Male	\$ 39.-
2.	TROUSERS (perfection style 1725FG)	PERFECTION	1725FG	Female	\$ 39.-
				Male	\$ 39.-

UNIFORM III

1.	POLO- SHORT SLEEVE SHIRTS (5.11 Tactical S 71048)	5.11 Tact.	71048/41060	Female	\$ 38.-
				Male	\$ 38.-
2.	TACTICAL PANTS (5.11 Tactical 74251)	"	74251/74273	Female	\$ 38.-
				Male	\$ 38.-
3.	BDU PANTS	PROPPER	F5201-SS-001	Female	\$ 23.-
				Male	\$ 23.-
4.	JACKETS	GERBER	71N1	\$ 89.-	

EXHIBIT "B" (REVISED)

HIDALGO COUNTY

"PURCHASE OF UNIFORMS AND ACCESSORIES FOR ALL COUNTY LAW ENFORCEMENT AGENCIES"

BID NO: 2009-068-07-15-SMA

BID PAGE

III. CONSTABLE PRECINCT NO. 3

ITEM	DESCRIPTION REQUIRED OR (EQUIVALENT)	MANUFACTURER	STYLE NO.	PRICE EACH	
1.	SHORT SLEEVE SHIRTS (perfection style 2340DN)	Perfect	2300BN	Female	\$ 37.-
				Male	\$ 37.-
2.	LONG SLEEVE SHIRTS (perfection style 3000BN)	Perfect	2000BN	Female	\$ 39.-
				Male	\$ 39.-
3.	POLYESTER TWILL TROUSERS (style X13506NS)	Perfect	X13506NS	Female	\$ 37.-
				Male	\$ 37.-
4.	PATROL JACKETS	GERBER	T.N.3	\$ 89.-	
5.	PROFESSIONAL-POLO SHORT SLEEVE SHIRTS (5.11 Tactical #41060)	5." Tact	41060	Female	\$ 38.-
				Male	\$ 38.-
6.	POLO- SHORT SLEEVE SHIRTS (5.11 Tactical # 71048)	5." Tact	71048	Female	\$ 38.-
				Male	\$ 38.-
7.	TACTICAL PANTS (5.11 Tactical 74251)	5." Tact	74251	Female	\$ 38.-
				Male	\$ 38.-
8.	TACTICAL VESTS (5.11 Tactical #8000)1	5.11 Tactical	80001	\$ 68. ⁰⁰	
9.	BELTS (bianchi 8105)	---	---	\$ NO BID	
10.	CAPS (otto-31-262)	---	---	\$ NO BID	

IV. CONSTABLE PRECINCT NO. 4

UNIFORM I

ITEM	DESCRIPTION REQUIRED OR (EQUIVALENT)	MANUFACTURER	STYLE NO.	PRICE EACH	
1.	SHORT SLEEVE SHIRTS (perfection uniforms 2300, 2340 zipper front)	Perfect	2300SF	Female	\$ 37.-
				Male	\$ 37.-
2.	LONG SLEEVE SHIRTS (perfection uniforms 2000,2040 zipper front)	"	2000SF	Female	\$ 39.-
				Male	\$ 39.-
3.	TROUSERS (perfection style 2600FG)	"	2600FV	Female	\$ 37.-
				Male	\$ 37.-

UNIFORM II

1.	SHORT SLEEVE SHIRT (8713X Blauer Street Gear)	Blauer	871350	Female	\$ 39.-
				Male	\$ 39.-
2.	TROUSERS (perfection style 1725FG)	Perfect	1725FV	Female	\$ 39.-
				Male	\$ 39.-

UNIFORM III

1.	POLO- SHORT SLEEVE SHIRTS (5.11 Tactical 71048)	5." Tact.	71048	Female	\$ 38.-
				Male	\$ 38.-
2.	TACTICAL PANTS (5.11 Tactical 74251)	"	74251	Female	\$ 38.-
				Male	\$ 38.-
3.	TACLITE PRO PANTS # 74273	"	74273	Female	\$ 38.-
				Male	\$ 38.-
4.	TIES	SAM BROUINE	---	\$ 5. ⁰⁰	
5.	COWBOY HATS (STETSON FELT)	---	---	\$ NO BID	
6.	JACKETS (TRAVIS MILLS #7450)	---	---	\$	

EXHIBIT "B" (REVISED)

HIDALGO COUNTY

"PURCHASE OF UNIFORMS AND ACCESSORIES FOR ALL COUNTY LAW ENFORCEMENT AGENCIES"

BID NO: 2009-068-07-15-SMA

BID PAGE

V. CONSTABLE PRECINCT NO. 5

ITEM	DESCRIPTION REQUIRED OR (EQUIVALENT)	MANUFACTURER	STYLE NO.	PRICE EACH	
1.	SHORT SLEEVE SHIRTS (Horace small #659AP)	E Lanco	French Blw 23319-3	Female	\$ 37.-
				Male	\$ 37.-
2.	LONG SLEEVE SHIRTS (Horace small #519A or perfection 3000BN)	"	French Blw 2319.3	Female	\$ 39.-
				Male	\$ 39.-
3.	TROUSERS (Ref: Horace small #X13443)	Perfecta	26000N	Female	\$ 37.-
				Male	\$ 37.-
4.	POLO- SHORT SLEEVE SHIRTS (5.11 Tactical S 71048)	5.11 Tact	71048	Female	\$ 38.-
				Male	\$ 38.-
5.	TACTICAL PANTS (5.11 Tactical 74251)	5.11 Tact	74251	Female	\$ 38.-
				Male	\$ 38.-
6.	PATROL JACKET	Gerber	71N1	\$ 89.-	

VI. HIDALGO COUNTY SHERIFF'S OFFICE

ITEM	DESCRIPTION REQUIRED OR (EQUIVALENT)	MANUFACTURER	STYLE NO.	PRICE EACH	
1.	RAINCOATS (NEESE)	NEESE	1870C	\$ 21.95	
2.	GLOVES (Hatch Frisk Master Fm 2000)	---	---	\$ NO B/D	
3.	COVERALLS-Personal Protection (TYVEK) COVERALLS-Polypropylene Disposable Suit, Long Sleeve Shirt & Pants	---	---	Suit	\$ NO B/D
				Long Sleeve Shirt	\$
				Pants	\$
				Female Short sleeve	\$
4.	WORK SHIRTS (Dickies)	---	---	Female Long Sleeve	\$
				Male Short Sleeve	\$
				Male Long Sleeve	\$
				Female Long Sleeve	\$
5.	WORK PANTS (Dickies)	---	---	\$	
6.	WOMEN'S FLAT FRONT PANTS	---	---	\$	
7.	SCRUBS	---	---	Female Shirt	\$
				Female Pants	\$
				Male Shirt	\$
				Male Pants	\$
8.	RAIN BOOTS	---	---	Female Boots	\$
				Male Boots	\$ NO B/D
9.	WATERPROOF SAFETY TOE BOOT	Hi Tec MAGNUM	5285	Female Boots	\$ 59.-
				Male Boots	\$ 59.-
10.	WATERPROOF SAFETY TOE SHOE	"	"	Female Shoe	\$ 59.-
				Male Shoe	\$ 59.-
11.	BDU's PANTS (Battle Dress Uniforms)	Propper	FS201-38-	Female	\$ 27.-
				Male	\$ 27.-
12.	BDU 's SHIRT (Battle Dress Uniforms)	Propper	FS242-38	Female	\$ 28.

EXHIBIT "B" (REVISED)

HIDALGO COUNTY

"PURCHASE OF UNIFORMS AND ACCESSORIES FOR ALL COUNTY LAW ENFORCEMENT AGENCIES"

BID NO: 2009-068-07-15-SMA

BID PAGE

				Male	\$ 28.-
13.	BDU's SHIRT S.E.R.T. OFFICER (Battle Dress Uniforms)	Propper		Female	\$ 28.-
				Male	\$ 28.-
14.	BDU's SHIRT (Battle Dress Uniforms) (Ripstop Material) Option 1: FOUR (4) BELOW STYLE POCKETS Option 2: TWO (2) STYLE POCKETS	Propper		OPT 1 -Female	\$ 28.-
				OPT 1 -Male	\$ 28.-
				OPT 2 -Female	\$ 28.-
				OPT 2 -Male	\$ 28.-
15.	INVESTIGATOR RAID JACKETS	Liberty	560 MBK		\$ 45. ⁰⁰
16.	SAFETY VESTS - Break-Away High Visibility	Blauer	339 S		\$ 48. ⁰⁰
17.	LONG SLEEVE SHIRT (Silver tan)	Blauer	8450-ST	Female	\$ 68. ⁰⁰
				Male	\$ 68. ⁰⁰
18.	SHORT SLEEVE SHIRT (Silver tan)	Blauer	8460-ST	Female	\$ 64. ⁰⁰
				Male	\$ 64. ⁰⁰
19.	TROUSERS (Four Pocket) (Silver tan)	Blauer	8560-ST	Female	\$ 72. ⁰⁰
				Male	\$ 72. ⁰⁰
20.	TACTICAL OUTERSHELL (Point Blank R20D)	Point Blank	R20D		\$ 120.-
21.	COLD WEATHER JACKETS (Force 10 Jacket)	Gerber	71N3		\$ 89.-
22.	TACTICAL PANTS (5.11 Tactical 74251)	5'11 Tact	74251	Female	\$ 38.-
				Male	\$ 38.-
23.	TIES	Sam Browne			\$ 5. ⁰⁰

COMPANY NAME:

ADDRESS:

CITY/STATE/ZIP:

PHONE NUMBER:

FAX NUMBER:

CELL NUMBER:

CONTACT PERSON:

E-MAIL ADDRESS:

AUTHORIZED SIGNATURE:

TITLE:

DATE:

LONESTAR UNIFORMS, INC.
8430 N. SAM HOUSTON PARKWAY
HOUSTON, TX 77064

832-237-8000 EXT 134

832-237-8008

713 502 6742

DAVID MITRANI

DAVID@LONESTARUNIFORMS.COM

[Signature]

SALES REP.

7/10/09

(EXHIBIT "B" MUST BE SUBMITTED WITH BID)

EXHIBIT “C”

CERTIFICATE OF INSURANCE

ACORD CERTIFICATE OF LIABILITY INSURANCE

OP ID DB
LONES-7

DATE (MM/DD/YYYY)
03/26/09

PRODUCER

HARCO Insurance Services
 10777 Northwest Frwy., #800
 Houston TX 77092-7339
 Phone: 713-681-2500 Fax: 713-684-1600

INSURED

Lone Star Uniforms
 P.O. Box 692304
 Houston TX 77269

THIS CERTIFICATE IS ISSUED AS A MATTER OF INFORMATION ONLY AND CONFERS NO RIGHTS UPON THE CERTIFICATE HOLDER. THIS CERTIFICATE DOES NOT AMEND, EXTEND OR ALTER THE COVERAGE AFFORDED BY THE POLICIES BELOW.

INSURERS AFFORDING COVERAGE		NAIC #
INSURER A:	America First Lloyds Insurance	11526
INSURER B:	Peerless Insurance Company	24198
INSURER C:	Netherlands Insurance Company	24171
INSURER D:		
INSURER E:		

COVERAGES

THE POLICIES OF INSURANCE LISTED BELOW HAVE BEEN ISSUED TO THE INSURED NAMED ABOVE FOR THE POLICY PERIOD INDICATED. NOTWITHSTANDING ANY REQUIREMENT, TERM OR CONDITION OF ANY CONTRACT OR OTHER DOCUMENT WITH RESPECT TO WHICH THIS CERTIFICATE MAY BE ISSUED OR MAY PERTAIN, THE INSURANCE AFFORDED BY THE POLICIES DESCRIBED HEREIN IS SUBJECT TO ALL THE TERMS, EXCLUSIONS AND CONDITIONS OF SUCH POLICIES. AGGREGATE LIMITS SHOWN MAY HAVE BEEN REDUCED BY PAID CLAIMS.

INSR ADD'L LTR	INSRD	TYPE OF INSURANCE	POLICY NUMBER	POLICY EFFECTIVE DATE (MM/DD/YY)	POLICY EXPIRATION DATE (MM/DD/YY)	LIMITS	
A		GENERAL LIABILITY	3007166097	03/26/09	03/26/10	EACH OCCURRENCE	\$ 1,000,000
		<input checked="" type="checkbox"/> COMMERCIAL GENERAL LIABILITY				DAMAGE TO RENTED PREMISES (Ea occurrence)	\$ 100,000
		<input type="checkbox"/> CLAIMS MADE <input checked="" type="checkbox"/> OCCUR				MED EXP (Any one person)	\$ 10,000
						PERSONAL & ADV INJURY	\$ 1,000,000
						GENERAL AGGREGATE	\$ 2,000,000
						PRODUCTS - COMP/OP AGG	\$ 2,000,000
						GENTL AGGREGATE LIMIT APPLIES PER <input checked="" type="checkbox"/> POLICY <input type="checkbox"/> PRO-JECT <input type="checkbox"/> LOC	
B		AUTOMOBILE LIABILITY	3007220740	03/26/09	03/26/10	COMBINED SINGLE LIMIT (Ea accident)	\$ 1,000,000
		<input checked="" type="checkbox"/> ANY AUTO				BODILY INJURY (Per person)	\$
		<input type="checkbox"/> ALL OWNED AUTOS				BODILY INJURY (Per accident)	\$
		<input type="checkbox"/> SCHEDULED AUTOS				PROPERTY DAMAGE (Per accident)	\$
		<input type="checkbox"/> HIRED AUTOS					
		<input type="checkbox"/> NON-OWNED AUTOS					
		GARAGE LIABILITY				AUTO ONLY - EA ACCIDENT	\$
		<input type="checkbox"/> ANY AUTO				OTHER THAN EA ACC AGG	\$
A		EXCESS/UMBRELLA LIABILITY	3007166099	03/26/09	03/26/10	EACH OCCURRENCE	\$ 1,000,000
		<input checked="" type="checkbox"/> OCCUR <input type="checkbox"/> CLAIMS MADE				AGGREGATE	\$ 1,000,000
		<input type="checkbox"/> DEDUCTIBLE					\$
		<input type="checkbox"/> RETENTION \$10,000					\$
C		WORKERS COMPENSATION AND EMPLOYERS' LIABILITY	3007166098	03/26/09	03/26/10	<input checked="" type="checkbox"/> WC STATU-TORY LIMITS <input type="checkbox"/> OIF-ER	
		ANY PROPRIETOR/PARTNER/EXECUTIVE OFFICER/MEMBER EXCLUDED?				E L EACH ACCIDENT	\$ 1,000,000
		If yes, describe under SPECIAL PROVISIONS below				E L DISEASE - EA EMPLOYEE	\$ 1,000,000
						E L DISEASE - POLICY LIMIT	\$ 1,000,000
		OTHER					

DESCRIPTION OF OPERATIONS / LOCATIONS / VEHICLES / EXCLUSIONS ADDED BY ENDORSEMENT / SPECIAL PROVISIONS
Blanket Additional Insured As Required By Written Contract With Respects To General Liability and Automobile.

CERTIFICATE HOLDER

CANCELLATION

HIDALGO

Hidalgo County
 100 E Cano St 4th Floor
 Edinburg TX 78539

SHOULD ANY OF THE ABOVE DESCRIBED POLICIES BE CANCELLED BEFORE THE EXPIRATION DATE THEREOF, THE ISSUING INSURER WILL ENDEAVOR TO MAIL 10 DAYS WRITTEN NOTICE TO THE CERTIFICATE HOLDER NAMED TO THE LEFT, BUT FAILURE TO DO SO SHALL IMPOSE NO OBLIGATION OR LIABILITY OF ANY KIND UPON THE INSURER, ITS AGENTS OR REPRESENTATIVES.

AUTHORIZED REPRESENTATIVE
Wills of Hargrave III