

[Print This Page](#)

Agency Name: Hidalgo County

Grant/App: 2332101 **Start Date:** 4/1/2010 **End Date:** 3/31/2011

Project Title: Local Border Security Program

Status: Pending AO Acceptance of Award

Eligibility Information

Introduction

The Office of the Governor (OOG) publishes funding opportunities, known as **Requests for Applications (RFA)**, through the Texas Secretary of State. Click [here](#) to visit the Secretary of State's website to locate the RFAs in the appropriate Texas Register issue. In addition, OOG requires all applicants and grantee organizations to adhere to the *Texas Administrative Code (TAC)* as adopted. Click [here](#) to view the current TAC, or click [here](#) to view the previous versions of the TAC.

Submission Process

When applying for a grant pursuant to an **RFA** published in the *Texas Register* by OOG, applicants must submit their applications according to the requirements provided in the **RFA**. OOG may also consider applications for grants that are not submitted pursuant to an **RFA**. Applicants will be selected in accordance with *1 TAC*, §3.7.

Selection Process

All applications submitted to OOG are reviewed for eligibility, reasonableness, availability of funding, and cost-effectiveness. For applications submitted pursuant to an **RFA**, the executive director will select a review group, COG, or other designee to prioritize the applications and submit a priority listing to the executive director, who will render the final funding decision. A review group may include staff members, experts in a relevant field, and members of an advisory board or council. For more information regarding the selection process, see *1 TAC*, §3.7.

Funding Decisions

All grant funding decisions rest completely within the discretionary authority of OOG. The receipt of an application for grant funding by OOG does not obligate OOG to fund the grant or to fund it at the amount requested. Neither the approval of a project nor any grant award shall commit or obligate OOG in any way to make any additional, supplemental, continuation, or other award with respect to any approved project or portion thereof. OOG makes no commitment that a grant, once funded, will receive priority consideration for subsequent funding. For more information regarding the application process, see *1 TAC*, §3.7 and 3.9.

Adoptions by Reference

All grantees receiving federal and state funds must comply with the applicable statutes, rules, regulations, and guidelines related to the funding source under which the grant is funded. In instances where both federal and state requirements apply to a grantee, the more restrictive requirement applies. For more information regarding grant funding, see *1 TAC*, §3.19.

Community Plans

Each community, consisting of a single county or a group of counties, must file with a COG a community plan that addresses the community's criminal justice priorities. A community plan should assess local trends and data; identify problems, resources, and priorities; develop effective strategies; and set goals and objectives. For more information regarding community plans, see *1 TAC*, §3.51.

Juvenile Justice and Youth Projects

Juvenile justice projects or projects serving delinquent or at-risk youth, regardless of the funding source, must address at least one of the priorities developed in coordination with the Governor's Juvenile Justice Advisory Board to be eligible for funding. For more information regarding these priorities, see *1 TAC*, §3.53.

Monitoring

OOG will monitor the activities of grantees as necessary to ensure that grant funds are used for authorized purposes in compliance with all applicable statutes, rules, regulations, guidelines, and the provisions of grant agreements, and that grantees achieve grant purposes. Grantees must make available to OOG or its agents all requested records relevant to a monitoring review. For more information regarding monitoring, see *1 TAC*, §3.2601.

Your organization's Texas Payee/Taxpayer ID Number:
17414567614004

Application Eligibility Certify:
Created on:1/21/2010 8:48:29 PM By:rodolfo espinosa

Profile Information

Introduction

The **Profile Details** section collects information about your organization such as the name of your agency and project title, the geographic area your project will serve and information about your grant officials. Click on the **Save and Continue** button at any time to save the information entered on this page. If you do not click on this button and navigate away from the page, your work will be lost. When you click the **Save and Continue** button, you may receive several error messages that instruct you to complete the required fields. Your data on any given tab will not save to the system until all required fields are complete and correct. In addition, you have a 2-hour time limit for each tab where you will need to complete the information correctly and then click the **Save and Continue** button. There is a timestamp in the upper-right hand corner of the page that notes when you first clicked on the tab. From that point, you have 2 hours to complete the information on that tab correctly. If you do not complete the information correctly (for the required fields) and then you click on the **Save and Continue** button, you will be redirected to the eGrants Home Page. If this happens, your data will not be saved in the system. You may also choose to compose a message on this page for OOG to review. This can be done by typing in the **Notes By Grantee / OOG** message box.

Email Addresses & Grant Officials Information

Designating Grant Officials Within your Application:


Enter a valid and unique email address for each grant official and click the **Verify Email and Set Official to the Project** button. If you receive an error message regarding an email address, the grant official you are trying to assign to the project has not registered for a user account in eGrants. Please inform the agency's grant official or designee that they must log in to the [eGrants Home Page](#), and register for a user account. If you need technical assistance, please contact the [eGrants Help Desk](#) by email.

Updating Grant Officials on Active Grants:

To reassign a grant official - **Authorized Official, Financial Officer, Project Director, or Grant Writer** - to your grant project, ensure that the new official registers for a user account in eGrants **first**. Next, go to the Request.Adjustment tab and check the box indicating you would like to Designate a New Grant Official, provide a brief explanation for the change in the Grant Adjustment Justification box, and then click the 'Create Adjustment Request' button. This will open the Profile.Details tab allowing you to make the appropriate changes. After you have entered a valid email address for the new Official, go to the Certify.Adjustment tab and click on the 'Certify Adjustment' button to send your request to OOG for review. If your organization is designating a new Authorized Official, check your records to see if a revised Resolution is required. Upload the approved Resolution to your grant project on the 'Summary / Upload Files' sub-tab. If you need technical assistance, please contact the [eGrants Help Desk](#) by email.

Getting Started

On this tab you will notice a certain icon that is displayed.

-  = an **information** icon - this help icon is next to certain items that may need further explanation. Simply click and review the information provided in the pop up window.

Applicant Agency Name: Hidalgo County
Project Title: Local Border Security Program
Division or Unit to Administer the Project: Hidalgo County Sheriff's Office
Address Line 1: 711 EL Cibolo Road
Address Line 2: PO Box 1228
City/State/Zip: Edinburg Texas 78540-0471
Payment Address Line 1: 2808 S. Business Highway 281
Payment Address Line 2:
Payment City/State/Zip: Edinburg Texas 78539-6243
Start Date: 4/1/2010
End Date: 3/31/2011

Regional Council of Governments(COG) within the Project's Impact Area: Lower Rio Grande Valley Development Council
Headquarter County: Hidalgo
Counties within Project's Impact Area: Hidalgo

Grant Officials:**Authorized Official****User Name:** Rene Ramirez**Email:** rene.ramirez@hidalgocountyjudge.com**Address 1:** 100 E. Cano, 2nd Floor**Address 1:****City:** Edinburg, Texas 78539**Phone:** 956-318-2600 Other Phone:**Fax:** 956-318-2699**Agency:****Title:** The Honorable**Salutation:** Judge**Project Director****User Name:** Guadalupe Trevino**Email:** sherifftrevino@hidalgoso.org**Address 1:** 711 El Cibolo Road**Address 1:****City:** Edinburg, Texas 78540**Phone:** 956-383-8114 Other Phone: 956-393-6003**Fax:** 956-393-6179**Agency:****Title:** Mr.**Salutation:** Sheriff**Financial Official****User Name:** Ray Eufracio**Email:** ray.eufracio@auditor.co.hidalgo.tx.us**Address 1:** 100 E. Cano**Address 1:** 3rd Floor**City:** Edinburg, Texas 78540**Phone:** 956-318-2511 Other Phone: 956-318-2535**Fax:** 956-318-2577**Agency:****Title:** Mr.**Salutation:** Mr.**Grant Writer****User Name:** rodolfo espinoza**Email:** rodolfo.espinoza@hidalgoso.org**Address 1:** 711 El Cibolor Road**Address 1:****City:** Edinburg, Texas 78540**Phone:** 956-383-8114 Other Phone: 956-393-6030**Fax:** 956-393-6179**Agency:****Title:** Mr.**Salutation:** Captain

Grant Vendor Information

Introduction

The **Grant Vendor** section of the application collects grant payment information for your organization. The following items will be auto-filled from previous data you supplied in eGrants: Organization Type, State Payee Identification Number, and Data Universal Numbering System (DUNS) identifier (if applicable). Click on the **Save and Continue** button at any time to save the information entered on this page. If you do not click on this button and navigate away from the page, your work will be lost. When you click the **Save and Continue** button, you may receive several error messages that instruct you to complete the required fields. Your data on any given tab will not save to the system until all required fields are complete and correct. In addition, you have a 2-hour time limit for each tab where you will need to complete the information correctly and then click the **Save and Continue** button. There is a timestamp in the upper-right hand corner of the page that notes when you first clicked on the tab. From that point, you have 2 hours to complete the information on that tab correctly. If you do not complete the information correctly (for the required fields) and then you click on the **Save and Continue** button, you will be redirected to the eGrants Home Page. If this happens, your data will not be saved in the system. You may also choose to compose a message on this page for OOG to review. This can be done by typing in the **Notes By Grantee / OOG** message box.

Financial Management Tools

In order to receive payments from OOG, download, complete and email the following forms to the Office of the Governor, Financial Services Division ([FSD](#)). Or, you may fax completed forms to (512) 463-4114.

Note: As of March 1, 2010, these forms will no longer be accepted in hard copy format.


Texas Application for Payee Identification Number Form in [PDF](#) - 12/08/2009

* *updated* Texas Direct Deposit/Advance Payment Form in [MS Excel](#) or [PDF](#) - 03/04/2010

IRS W-9 Form in [PDF](#) - 12/08/2009

Getting Started

On this tab you will notice a certain icon that is displayed.

-  = an **information** icon - this help icon is next to certain items that may need further explanation. Simply click and review the information provided in the pop up window.

Organization Type: County

Organization Option: applying to provide services to all others

Applicant Agency's State Payee Identification Number (e.g., Federal Employer's Identification (FEI) Number or Vendor ID):
17414567614004

Data Universal Numbering System (DUNS): 103110834

Payment Address Line 1: 2808 S. Business Highway 281

Payment Address Line 2:

Payment City/State/Zip: Edinburg Texas 78539-6243

Narrative Information

Introduction


The **Narrative** section is the description of your project. It is important that the information you provide about your project is clear and as concise as possible. Note: All applicants must certify to the eligibility requirements specific to the fund source. The minimum requirements to complete this page are the **Program Requirements, Problem Statement, Supporting Data, Goal Statement, and Project Summary** sections. We recommend that you complete any sections applicable to your project to assist in the application review process.

Click on the **Save and Continue** button at any time to save the information entered on this page. If you do not click on this button and navigate away from the page, your work will be lost. When you click the **Save and Continue** button, you may receive several error messages that instruct you to complete the required fields. Your data on any given tab will not save to the system until all required fields are complete and correct.

In addition, you have a 2-hour time limit for each tab where you will need to complete the information correctly and then click the **Save and Continue** button. There is a timestamp in the upper-right hand corner of the page that notes when you first clicked on the tab. From that point, you have 2 hours to complete the information on that tab correctly. If you do not complete the information correctly (for the required fields) and then you click on the **Save and Continue** button, you will be redirected to the eGrants Home Page. **If this happens, your data will not be saved in the system.** You may also choose to compose a message on this page for OOG to review. This can be done by typing in the **Notes By Grantee / OOG** message box.

Getting Started

On this tab you will notice a certain icon that is displayed.

-  = an **information** icon - this help icon is next to certain items that may need further explanation. Simply click and review the information provided in the pop up window.

Primary Mission and Purpose

The purpose of the American Recovery and Reinvestment Act of 2009: Edward Byrne Justice Assistance Formula Grant (JAG) Program is to prevent and control crime, and make improvements to the criminal justice system.

Funding Levels

The anticipated funding levels for the JAG Recovery Act program are as follows:

- Minimum Award - \$10,000
- Maximum Award – Units of local government are limited to no more than the total amount of local funds expended on criminal justice services in the entity's previous fiscal year. Criminal justice services are defined as the total amount the unit of government spent on law enforcement, corrections and judicial services.
- The JAG Recovery Act program does not require a grantee to provide matching funds.

For more information regarding grantee match, please click on the **Budget** tab, and then click on the **Source of Match** tab in eGrants.

Note: *If you voluntarily include matching funds that exceed the minimum match requirement, you will be held to that amount throughout the grant period.*

Program Requirements

Note: *The requirements for this fund source are subject to change pursuant to actions of the U.S. Congress and federal guidance on implementation of the American Recovery and Reinvestment Act of 2009.*

Preferences – Preference will be given to projects that perform the following activities:

1. Target statistically supported areas of violent crime.
2. Promote the use of inter-local agreements (*Texas Government Code, Chapter 791*) to target statistically supported crime threats to a specified geographical area.
3. Promote intelligence sharing, crime reporting and communication.
4. Promote comprehensive solutions to local criminal justice priorities.
5. Projects that demonstrate sustainability of grant-funded personnel positions.

Sustainability - Does your proposal include grant-funded personnel?

Yes
 No

If you selected **Yes** above, describe your plans for sustaining funding for the personnel.

Enter the sustainability description:

overtime only

Criminal Justice Expenditures - Applicant assures that the amount of the application is no more than the amount it expended on local criminal justice services in the previous year.

Purpose Areas

Applicant assures that its proposed project meets at least one of the following Purpose Areas to be eligible for funding:

Law Enforcement - Supports state and local law enforcement agencies that address violent crime or statistically supported major crime initiatives at the local level.

Prosecution and Court - Programs that improve the prosecution of serious and violent crimes, including those that reduce the time from arrest to disposition.

Technology – Programs that implement or expand a law enforcement agency's ability to report and analyze crime. Applicant assures that any criminal intelligence databases developed under this program will comply with 28 CFR Part 23.

Prevention and Education – Programs that defer at-risk youth and juveniles from participating in gangs and criminal activity.

Corrections and Community Corrections – Programs that reintegrate adults and juveniles into the community.

Crime Victim and Witness – Programs that deliver direct services to victims and witnesses of violent crime.

Drug Treatment – Programs that target substance abuse treatment for juveniles or adults who have been court ordered to participate, including drug courts and projects that serve as alternatives to incarceration.

Program Emphasis

The applicant agrees to implement comprehensive strategies that reduce violent crime and its affect on communities through a balanced approach to prevention, enforcement and restoration.

Note: *Although each area under the **Program Emphasis** section may not be applicable to all applicants, a numeric value **must** be entered in each box and total no more than 100%. Applicants should enter a zero ('0') in the boxes below even if the area is not applicable to this project.*

Indicate the percentage (%) of your project that benefits:

Prevention – includes diversion and crime prevention services.

0

Enforcement – includes law enforcement and other criminal justice services.

100

Restoration – includes victim services and reentry services.

0

Program Income

Applicant agrees to comply with all federal and state rules and regulations for program income and agrees to report all program income that is generated as a result of the project's activities. Applicant agrees to report program income to CJD through a formal grant adjustment and to secure CJD approval prior to use of the program income. Applicant agrees to use program income for allowable costs and agrees to expend program income immediately after CJD's approval of a grant adjustment and prior to requesting reimbursement of CJD funds.

Deduction Method - Program income shall be deducted from total allowable costs to determine the net allowable costs. Program income shall be used for current costs unless CJD authorizes otherwise. Program income which the grantee did not anticipate at the time of the award shall be used to reduce the CJD award and grantee match rather than to increase the funds committed to the project.

Asset Seizures and Forfeitures - Program income from asset seizures and forfeitures is considered earned when the property has been adjudicated to the benefit of the plaintiff (e.g., law enforcement entity).

Uniform Crime Reporting

Applicant assures that it is current and has been current in reporting required Part I violent crime data for the three previous years to the Texas Department of Public Safety, and will continue timely reporting of required crime data throughout the grant period.

Criminal History Reporting

Applicant assures that they are currently reporting and will maintain timely reporting of all information required under the *Texas Code of Criminal Procedure, Chapter 60*.

Constitutional Compliance

Applicant assures that they will engage in no activity that violates Constitutional law including profiling based upon race.

Information Systems

Applicant assures that any new criminal justice information systems will comply with data sharing standards for the Global Justice XML Data Model and the National Information Exchange Model.

American Recovery and Reinvestment Act of 2009

Applicant assures that if its agency was eligible to apply, it did apply for a direct award from the Bureau of Justice Assistance for JAG funds under the Recovery Act: Edward Byrne Memorial Justice Assistance Formula Grant Program: Local Solicitation.

Was your agency eligible for a [direct award](#)?

Yes

No

Did your agency apply for these funds?

Yes

No

If you selected **Yes** above, provide the amount you are eligible to receive, or have already received.

Enter the amount (\$) of Recovery Act Funds:

519453

If you selected **Yes** above, describe how you plan to use the funds.

Central Contractor Registry (CCR)

Applicant assures that it is currently registered or will register in the federal Central Contractor Registration database. Information about registration procedures can be accessed at <http://www.ccr.gov>.

Enter the CCR Expiration Date:

5/14/2010

Is your agency registered in the CCR?

Yes

No

If you selected **Yes**, provide the name of your E-Business Point of Contact:

Valde Guerra

Civil Rights Liaison

A civil rights liaison who will serve as the grantee's civil rights point of contact and who will be responsible for ensuring that the grantee meets all applicable civil rights requirements must be designated. The designee will act as the grantee's liaison in civil rights matters with CJD and with the federal Office of Justice Programs.

Enter the Name of the Civil Rights Liaison:

Steve Crain

Enter the Address for the Civil Rights Liaison:

818 Pecan Avenue McAllen, Texas 78501

Enter the Phone Number for the Civil Rights Liaison [(999) 999-9999]:

9566825501

Certification

Each applicant agency will certify to the specific criteria detailed above under **Program Requirements** to be eligible for funding user the Justice Assistance Grant Program Solicitation.

X I certify to all of the above eligibility requirements.

Problem Statement:

Please provide a detailed account in the Problem Statement section of the existing issues your project will target.

Enter your problem statement:

The trafficking of illegal drugs, contraband, and human beings; increased criminal activity associated with this trafficking; and criminal gang activity is a continuing problem in our community. The threat created increases the burden on the community's public safety establishment beyond what is called for based on our population size and available financial resources, making us unable to address the criminal activities within our own capacity.

Supporting Data:

Provide as much supporting data, to include baseline statistics and the sources of your data, which are pertinent to where the grant project is located and/or targeted. Do not use statewide data for a local problem or national data for a statewide problem.

Enter your supporting data:

As a county bordering the Texas/Mexico border, Hidalgo County has experienced a large influx of illegal immigrants. A portion of these illegal immigrants are responsible for committing felony crimes within the jurisdictional boundaries of Hidalgo County. The HCSO Criminal Investigation data base indicates a noticeable increase of illegal immigrants involved in committing felony crimes within Hidalgo County jurisdiction. Statistics indicate that illegal immigrants are committing these specific crimes: FY Murder Robberies Kidnappings Burglaries Sexual Assaults Auto Theft 2007 9 11 3 30 29 1 2008 17 13 2 13 15 5 2009 4 14 3 39 13 5

Community Plan:

For projects that have a local or regional impact target area, provide information regarding the community plan need(s) that your project will address.

Enter your community planning needs:

Hidalgo County Sheriff's Office, Hidalgo County Constable Precincts 2 & 3 in support of the Local Border Security Initiative seek to acquire funding which will enable participating law enforcement agencies to increase manpower to conduct high patrol enforcement in high crime areas, the detection and apprehension of drug trafficking and criminal minded organizations operating within the jurisdiction of Hidalgo County. Serving and protecting the citizens of Hidalgo County and assisting to secure the borders of the United States to improve the quality way of life. Local Border Security operations will be conducted in support of the Hidalgo County Community plans Section 3 Drug related crime, Section 4 Violent Crime/Family Violence, Section 7 Crime and Drug Prevention, and Section 9 High Intensity Drug Trafficking Area.

Goal Statement:

Provide a brief description of the overall goals and objectives for this project.

Enter a description for the overall goals and objectives:

The goal is to serve as a primary line of defense in protecting the citizens of Hidalgo County from criminal activity by strengthening law enforcement resources and collaborating with appropriate federal law enforcement agencies. Objective: Identify and stop individuals who have crossed the Texas/Mexico border to engage in illegal trafficking of drugs, humans and contraband. These criminals may include terrorists who have crossed the border to inflict harm on American citizens or to transport weapons of mass destruction.

Cooperative Working Agreement (CWA):

When a grantee intends to carry out a grant project through cooperating or participating with one or more outside organizations, the grantee must obtain authorized approval signatures on the cooperative working agreement (CWA) from each participating organization. Grantees must maintain on file a signed copy of all cooperative working agreements, and they must submit to CJD a list of each participating organization and a description of the purpose of each **CWA**. Cooperative working agreements do not involve an exchange of funds.

For this project, provide the name of the participating organization(s) and a brief description of the purpose(s) for the **CWA(s)**. You should only provide information here that this project's successful operation is contingent on for the named service or participation from the outside organization.

Note: A **Sample CWA** is available [here](#) for your convenience.
Enter your cooperating working agreement(s):

Continuation Projects:

For continuation projects only, if your current or previous year's project is NOT on schedule in accomplishing the stated objectives, briefly describe the major obstacles preventing your organization from successfully reaching the project objectives as stated within your previous grant application. (Data may be calculated on a pro-rated basis depending on how long the current or previous year's project has been operating.)

Enter your current grant's progress:

Project Summary:

Briefly summarize the entire application, including the project's problem statement, supporting data, goal, target group, activities, and objectives. Be sure that the summary is easy to understand by a person not familiar with your project and that you are confident and comfortable with the information if it were to be released under a public information request.

Enter your summary statement for this project:

Operation Border Star is a border security initiative of the Texas Border Sheriff's Coalition. It's primary goal will be to serve as a second line of defense in supporting U.S. Customs and Border Protection officers as they manage and protect the border between Texas and Mexico. The Hidalgo County Sheriff's Office is responsible for the safety and protection of the citizens of Hidalgo County against any criminal attempt originated from within or aboard. Hidalgo County is experiencing a large influx of illegal immigrants gaining illegal entry into U.S. soil with the sole purpose of engaging in criminal activities violating both state and federal laws. These criminal activities poses specific problems that effect the citizens of Hidalgo County. These specific criminal organizations/individuals are committing crimes such as murders, kidnappings, extortions, sexual assaults, burglaries, robberies and auto thefts. Such criminal activities have escalated and given birth to home invasion crimes. Through investigations the HCSO has identified and confirmed that a large portion of the illegal criminal immigrants are responsible for the violent crimes being committed in Hidalgo County. In just about all home invasions and kidnappings investigations where the identity of the suspects has been revealed, illegal immigrants have been linked. Through DHS Enforcement System report the statistics indicate a rise within the last three years of illegal immigrants being detained for the criminal activities and placed on the Border Patrol Criminal Alien Program (BORCAP). HCSO has address these problems by being proactive, aggressive investigations techniques, creating and maintaining an intelligence files, conducting bi-lateral investigation with the federal agencies when investigating any felony crime involving a illegal immigrant.






Project Activities Information

Introduction

The **Project Activities** section of the application gathers information about the type of activities your project will incorporate. Click on the **Save and Continue** button at any time to save the information entered on this page. If you do not click on this button and navigate away from the page, your work will be lost. When you click the **Save and Continue** button, you may receive several error messages that instruct you to complete the required fields. Your data on any given tab will not save to the system until all required fields are complete and correct. In addition, you have a 2-hour time limit for each tab where you will need to complete the information correctly and then click the **Save and Continue** button. There is a timestamp in the upper-right hand corner of the page that notes when you first clicked on the tab. From that point, you have 2 hours to complete the information on that tab correctly. If you do not complete the information correctly (for the required fields) and then you click on the **Save and Continue** button, you will be redirected to the eGrants Home Page. If this happens, your data will not be saved in the system. You may also choose to compose a message on this page for OOG to review. This can be done by typing in the **Notes By Grantee / OOG** message box.

Getting Started

On this tab you will notice certain icons that are displayed.

-  = a **pencil** icon - click on this icon to edit your selections.
-  = a **pencil** icon with a **red slash** through it - click on this icon to cancel your edits.
-  = a **red delete** icon - click on this icon to delete the item.
-  = a **diskette** icon - click on this icon to save your work. When this icon appears, it is your queue to save the item that you are working on; otherwise, your data will be lost.
-  = an **information** icon - this help icon is next to certain items that may need further explanation. Simply click and review the information provided in the pop up window.

Reserved

This section left intentionally blank.

Selected Project Activities:

ACTIVITY	PERCENTAGE:	DESCRIPTION
Equipment Only Purchases	50.00	HCSO will utilize funding to purchase necessary equipment such as vehicles and mobile data communications system which will provide inter-operabilities with other local law enforcement agencies to secure our nations border and assure the safety and protection of the citizen of Hidalgo County and the U.S.
Investigation	50.00	HCSO, Hidalgo Constable Precinct 2 & Hidalgo Constable Precinct 3 patrol personnel will participated in proactive patrol along the US/Mexico assisting US Border Patrol with the securing our nations international boundaries. Funds will be utilized to for overtime funding.

Geographic Area:

This border security initiative will limit its investigative focus within the jurisdiction of Hidalgo County, Texas, but will specifically target the seventy eight (78) miles of river front that borders the Texas/Mexico international boundary. All majors highways, Farm to Market roads, egress routes will be heavy and aggressively patrol.

Target Audience:

Primary Targets: the illegal immigrant currently on Hidalgo County, Texas soil that are engaged in criminal activities. Secondary Targets: criminal minded illegal immigrants attempting to cross and enter into US/Mexico international with the sole purpose of violating state or federal criminal laws on Hidalgo County, Texas soil.

Gender:

Male or females

Ages:

All ages - primarily adults

Special Characteristics:

Individuals engaged in felony criminal activities to include but not limited to burglary, robbery, murder, psuedo cops - home invasions, sexual assaults, auto theft, drug trafficking, kidnapping, extortion and all other violent crimes.





Measures Information

Introduction

The **Project Measures** section of the application collects data to track the performance of your proposed project toward its stated objectives. Output measures demonstrate the level of activity of a project. Outcome measures demonstrate the impact of a project in a targeted area, reflecting the extent to which the goals and objectives of the project have been achieved. Output and outcome measures displayed on this page correspond to activities selected or created on the **Activities** page. Click on the **Save and Continue** button at any time to save the information entered on this page. If you do not click on this button and navigate away from the page, your work will be lost. When you click the **Save and Continue** button, you may receive several error messages that instruct you to complete the required fields. Your data on any given tab will not save to the system until all required fields are complete and correct. In addition, you have a 2-hour time limit for each tab where you will need to complete the information correctly and then click the **Save and Continue** button. There is a timestamp in the upper-right hand corner of the page that notes when you first clicked on the tab. From that point, you have 2 hours to complete the information on that tab correctly. If you do not complete the information correctly (for the required fields) and then you click on the **Save and Continue** button, you will be redirected to the eGrants Home Page. If this happens, your data will not be saved in the system. You may also choose to compose a message on this page for OOG to review. This can be done by typing in the **Notes By Grantee / OOG** message box.

Getting Started

On this tab you will notice certain icons that are displayed.

-  = a **pencil** icon - click on this icon to edit your selections.
-  = a **pencil** icon with a **red slash** through it - click on this icon to cancel your edits.
-  = a **diskette** icon - click on this icon to save your work. When this icon appears, it is your queue to save the item that you are working on; otherwise, your data will be lost.
-  = an **information** icon - this help icon is next to certain items that may need further explanation. Simply click and review the information provided in the pop up window.

Progress Reporting Requirements

All programs will be required to report the output and outcome measures for this program to Texas A&M University, Public Policy Research Institute ([PPRI](#)).

Objective Output Measures

OUTPUT MEASURE	CURRENT DATA	TARGET LEVEL
Number of cash seizures attributed to grant-funded activities.	0	3
Number of drug seizures attributed to grant-funded activities.	0	10
Number of gangs targeted.	0	12
Number of individuals arrested for felony offenses.	0	20
Number of back-logged pieces of forensic evidence to be processed.	0	0
Number of communities served by the initiatives.	0	1
Number of felony assault arrests that were attributed to grant-funded activities.	0	10
Number of felony drug arrests that were attributed to grant funds.	0	20
Number of firearms seized that can be attributed to grant-funded activities.	0	5
Number of FTE positions that were prevented from elimination as a result of grant funds.	0	0
Number of FTEs eliminated within the previous 12 months that were rehired with grant funds.	0	0
Number of intelligence referrals.	0	50
Number of investigative hours paid for with grant funds.	0	8000
Number of local initiatives planned. (Example: If the grant includes a training component, a law enforcement component, and a victim services component then the number of planned initiatives would be three.)	0	3
Number of new FTE positions created with grant funds.	0	2
Number of organizations / units / departments involved in the coordination of grant-funded initiatives.	0	3
Number of organizations / units / departments to directly benefit from the equipment.	0	3
Number of patrol hours paid for with grant funds.	0	8000
Number of state initiatives planned.	0	0

Custom Objective Output Measures

CUSTOM OUTPUT MEASURE	CURRENT DATA	TARGET LEVEL
------------------------------	---------------------	---------------------

Objective Outcome Measures

OUTCOME MEASURE	CURRENT DATA	TARGET LEVEL
Cash value of drug seizures (in dollars using DPS calculations).	0	50000
Number of felony charges filed.	0	20
Number of felony convictions.	0	20
Number of gangs disrupted.	0	12
Number of agencies that report improved efficiency.	0	3
Number of agencies that report improved program quality.	0	3
Number of local initiatives completed during the grant period.	0	3
Number of staff that report improved efficiency.	0	10
Number of staff that report increased program quality.	0	10
Number of state initiatives completed during the grant period.	0	0

Custom Objective Outcome Measures

--	--	--

CUSTOM OUTCOME MEASURE	CURRENT DATA	TARGET LEVEL
------------------------	--------------	--------------


Documents Information

Introduction

The **Supporting Documentation** section of the application contains general grantee requirements. Please select or enter the appropriate responses in the areas below. Click on the **Save and Continue** button at any time to save the information entered on this page. If you do not click on this button and navigate away from the page, your work will be lost. When you click the **Save and Continue** button, you may receive several error messages that instruct you to complete the required fields. Your data on any given tab will not save to the system until all required fields are complete and correct. In addition, you have a 2-hour time limit for each tab where you will need to complete the information correctly and then click the **Save and Continue** button. There is a timestamp in the upper-right hand corner of the page that notes when you first clicked on the tab. From that point, you have 2 hours to complete the information on that tab correctly. If you do not complete the information correctly (for the required fields) and then you click on the **Save and Continue** button, you will be redirected to the eGrants Home Page. If this happens, your data will not be saved in the system. You may also choose to compose a message on this page for OOG to review. This can be done by typing in the **Notes By Grantee / OOG** message box.

Getting Started

On this tab you will notice a certain icon that is displayed.

-  = an **information** icon - this help icon is next to certain items that may need further explanation. Simply click and review the information provided in the pop up window.

Certification and Assurances

Each applicant must click on this link to review the standard [Certification and Assurances](#).

Resolution from Governing Body

Except for state agencies, each applicant must provide information related to the [resolution](#) from its governing body, such as the city council, county commissioners' court, school board, or board of directors. Please ensure that the resolution approved by your governing body addresses items one through four below.

1. Authorization by your governing body for the submission of the application to CJD that clearly identifies the name of the project for which funding is requested;
2. A commitment to provide all applicable matching funds;
3. A designation of the name and/or title of an authorized official who is given the authority to apply for, accept, reject, alter, or terminate a grant (Note: If a name is provided, you must update CJD should the official change during the grant period.); and
4. A written assurance that, in the event of loss or misuse of grant funds, the governing body will return all funds to CJD.

Upon approval from your agency's governing body, upload the [approved](#) resolution to eGrants by clicking on the **Upload Files** sub-tab located in the **Summary** tab.

Contract Compliance

Will CJD grant funds be used to support any contracts for professional services?

Select the Appropriate Response:

- Yes
 No

For applicant agencies that selected **Yes** above, describe how you will monitor the activities of the sub-contractor(s) for compliance with the contract provisions (including equipment purchases), deliverables, and all applicable statutes, rules, regulations, and guidelines governing this project.

Enter a description for monitoring contract compliance:

Lobbying

For applicant agencies requesting grant funds in excess of \$100,000, have any federally appropriated funds been paid or will be paid to any person for influencing or attempting to influence an officer or employee of any agency, a member of Congress, an officer or employee of Congress, or an employee of a member of Congress in connection with the awarding of any federal contract, the making of any federal grant, the making of any federal loan, the entering into of any cooperative agreement, and the extension, continuation, renewal, amendment, or modification of any federal contract, grant loan, or cooperative agreement?

Select the Appropriate Response:

Yes
 No
 N/A

For applicant agencies that selected either **No** or **N/A** above, have any non-federal funds been paid or will be paid to any person for influencing or attempting to influence an officer or employee of any agency, a member of Congress, an officer or employee of Congress in connection with this federal contract, loan, or cooperative agreement?

Select the Appropriate Reponse:

Yes
 No
 N/A

Fiscal Year

Provide the begin and end date for the applicant agency's fiscal year (e.g., 09/01/20xx to 08/31/20xx).

Enter the Begin Date [mm/dd/yyyy]:

1/1/2010

Enter the End Date [mm/dd/yyyy]:

12/31/2010

Sources of Financial Support

Each applicant must provide the amount of grant funds expended during the most recently completed fiscal year for the following sources:

Enter the amount (\$) of Federal Grant Funds:

76829398

Enter the amount (\$) of State Grant Funds:

20593545

Single Audit

Has the applicant agency expended federal grant funding of \$500,000 or more, or state grant funding of \$500,000 or more during the most recently completed fiscal year?

Select the Appropriate Response:

Yes
 No

Note: Applicants who expend less than \$500,000 in federal grant funding or less than \$500,000 in state grant funding are exempt from the Single Audit Act and cannot charge audit costs to a CJD grant. However, CJD may require a limited scope audit as defined in OMB Circular A-133.

Applicant agencies that selected **Yes** above, provide the date of your organization's last annual single audit, performed by an independent auditor (in accordance with the Single Audit Act Amendments of 1996 and OMB Circular A-133).

Enter the date of your last annual single audit:

12/31/2008

Equal Employment Opportunity Plan (EEOP)

Type I Entity: Defined as an applicant that meets one or more of the following criteria:

- the applicant has less than 50 employees;
- the applicant is a non-profit organization;
- the applicant is a medical institution;
- the applicant is an Indian tribe;
- the applicant is an educational institution, or
- the applicant is receiving a single award of less than \$25,000.

Requirements for a Type I Entity:

- The applicant is not required to prepare an EEOP because it is a Type I Entity as defined above, pursuant to 28 CFR 42.302; and
- the applicant will comply with applicable federal civil rights laws that prohibit discrimination in employment and in the delivery of services.

Type II Entity: Defined as an applicant that meets the following criteria:

- the applicant has 50 or more employees, and
- the applicant is receiving a single award of \$25,000 or more, but less than \$500,000.

Requirements for a Type II Entity: Federal law requires a Type II Entity to formulate an EEO and keep it on file.

- The applicant agency is required to formulate an EEO in accordance with 28 CFR 42.301, et seq., subpart E;
- the EEO is required to be formulated and signed into effect within the past two years by the proper authority;
- the EEO is available for review by the public and employees or for review or audit by officials of CJD, CJD's designee, or the Office of Civil Rights, Office of Justice Programs, U.S. Department of Justice, as required by relevant laws and regulations;
- the applicant will comply with applicable federal civil rights laws that prohibit discrimination in employment and in the delivery of services; and
- the EEO is required to be on file in the office of (enter the name and address where the EEO is filed below):

Enter the name of the person responsible for the EEO and the address of the office where the EEO is filed:

Ester Cortez Hidalgo County Human Resource Department 100 S. Closner Edinburg, Texas 78539

Type III Entity: Defined as an applicant that is NOT a Type I or Type II Entity.

Requirements for a Type III Entity: Federal law requires a Type III Entity to formulate an EEO and submit it for approval to the Office for Civil Rights, Office of Justice Programs, U.S. Department of Justice.

- The EEO is required to be formulated and signed into effect within the past two years by the proper authority;
- the EEO has been submitted to the Office of Civil Rights (OCR), Office of Justice Programs, U.S. Department of Justice and has been approved by the OCR, or it will be submitted to the OCR for approval upon award of the grant, as required by relevant laws and regulations; and
- the applicant will comply with applicable federal civil rights laws that prohibit discrimination in employment and in the delivery of services.

Based on the definitions and requirements above, the applicant agency certifies to the following entity type:

Select the appropriate response:

- Type I Entity
 Type II Entity
 Type III Entity

Debarment

Each applicant agency will certify that it and its principals:

- Are not presently debarred, suspended, proposed for debarment, declared ineligible, sentenced to a denial of Federal benefits by a State or Federal Court, or voluntarily excluded from participation in this transaction by any federal department or agency;
- Have not within a three-year period preceding this application been convicted of or had a civil judgment rendered against them for commission of fraud or a criminal offense in connection with obtaining, attempting to obtain, or performing a public (federal, state, or local) transaction or contract under a public transaction; violation of federal or state antitrust statutes or commission of embezzlement, theft, forgery, bribery, falsification or destruction of records, making false statements, or receiving stolen property; or
- Are not presently indicted for or otherwise criminally or civilly charged by a governmental entity (federal, state, or local) with commission of any of the offenses enumerated in the above bullet; and have not within a three-year period preceding this application had one or more public transactions (federal, state, or local) terminated for cause or default.

Select the appropriate response:

- I Certify
 Unable to Certify

If you selected **Unable to Certify** above, please provide an explanation as to why the applicant agency cannot certify the statements.

Enter the debarment justification:

Fiscal Capability Information

Introduction

This **Fiscal Capability** section of the application collects information from nonprofit corporations applying for OOG grant funds.

Note: If you are NOT a nonprofit corporation, this information is not applicable; therefore, the 'Printer Friendly' version will be blank for all information collected in the Fiscal Capability section.

Click on the **Save and Continue** button at any time to save the information entered on this page. If you do not click on this button and navigate away from the page, your work will be lost. When you click the **Save and Continue** button, you may receive several error messages that instruct you to complete the required fields. Your data on any given tab will not save to the system until all required fields are complete and correct. In addition, you have a 2-hour

time limit for each tab where you will need to complete the information correctly and then click the **Save and Continue** button. There is a timestamp in the upper-right hand corner of the page that notes when you first clicked on the tab. From that point, you have 2 hours to complete the information on that tab correctly. If you do not complete the information correctly (for the required fields) and then you click on the **Save and Continue** button, you will be redirected to the eGrants Home Page. If this happens, your data will not be saved in the system. You may also choose to compose a message on this page for OOG to review. This can be done by typing in the **Notes By Grantee / OOG** message box.

Organizational Information

Enter the Year in which the Corporation was Founded:

Enter the Date that the IRS Letter Granted 501(c)(3) Tax Exemption Status:

Enter the Employer Identification Number Assigned by the IRS:

Enter the Charter Number assigned by the Texas Secretary of State:

Accounting System

The grantee organization must incorporate an accounting system that will track direct and indirect costs for the organization (general ledger) as well as direct and indirect costs by project (project ledger). The grantee must establish a time and effort system to track personnel costs by project. This should be reported on an hourly basis, or in increments of an hour.

Is there a list of your organization's accounts identified by a specific number (i.e., a general ledger of accounts).

Select the appropriate response:

- Yes
- No

Does the accounting system include a project ledger to record expenditures for each Program by required budget cost categories?

Select the appropriate response:

- Yes
- No

Is there a timekeeping system that allows for grant personnel to identify activity and requires signatures by the employee and his or her supervisor?

Select the appropriate response:

- Yes
- No

If you answered 'No' to any question above in the Accounting System section, in the space provided below explain what action will be taken to ensure accountability.

Enter your explanation:

Financial Capability

Grant agencies should prepare annual financial statements. At a minimum, current internal balance sheet and income statements are required. A balance sheet is a statement of financial position for a grant agency disclosing assets, liabilities, and retained earnings at a given point in time. An income statement is a summary of revenue and expenses for a grant agency during a fiscal year.

Has the grant agency undergone an independent audit?

Select the appropriate response:

- Yes
- No

Does the organization prepare financial statements at least annually?

Select the appropriate response:

- Yes
- No

According to the organization's most recent Audit or Balance Sheet, are the current total assets greater than the liabilities?

Select the appropriate response:

- Yes
- No

If you selected 'No' to any question above under the Financial Capability section, in the space provided below explain what action will be taken to ensure accountability.

Enter your explanation:

Budgetary Controls

Grant agencies should establish a system to track expenditures against budget and / or funded amounts.

Are there budgetary controls in effect (e.g., comparison of budget with actual expenditures on a monthly basis) to include drawing down grant funds in excess of:

a) Total funds authorized on the Statement of Grant Award?

- Yes
 No

b) Total funds available for any budget category as stipulated on the Statement of Grant Award?

- Yes
 No

If you selected 'No' to any question above under the Budgetary Controls section, in the space provided below please explain what action will be taken to ensure accountability.

Enter your explanation:

Internal Controls

Grant agencies must safeguard cash receipts, disbursements, and ensure a segregation of duties exist. For example, one person should not have authorization to sign checks and make deposits.

Are accounting entries supported by appropriate documentation (e.g., purchase orders, vouchers, receipts, invoices)?

Select the appropriate response:

- Yes
 No

Is there separation of responsibility in the receipt, payment, and recording of costs?

Select the appropriate response:

- Yes
 No

If you selected 'No' to any question above under the Internal Controls section, in the space provided below please explain what action will be taken to ensure accountability.

Enter your explanation:






Budget Details Information

Introduction

This **Budget** section of your application details budget line items for your proposed project. To create a new budget line item, click on the icon in the **New Budget Item** column. You will be directed to a different area on this page to make selections specific to the budget category. After making your selection, write a brief description of the line item in the **Expenditure Description** box and enter the amount of OOG funds, Cash Match, and if applicable, In Kind Match in the areas provided. In the percentage box, you can enter a percentage for Personnel or number of items to be purchased for Supplies and/or Equipment. When you have finished, click on the **Add New Budget Line Item** button. Repeat this process for each budget line item needed in each budget category. If you need to edit your entries, click on the '+' icon to expand the budget grid. You will notice that a *pencil* icon will display after expanding the grid. Click on the *pencil* icon to be directed to the editing section on this page and follow the instructions in this area to complete your edits. Click on the **Save and Continue** button at any time to save the information entered on this page. If you do not click on this button and navigate away from the page, your work will be lost. When you click the **Save and Continue** button, you may receive several error messages that instruct you to complete the required fields. Your data on any given tab will not save to the system until all required fields are complete and correct. In addition, you have a 2-hour time limit for each tab where you will need to complete the information correctly and then click the **Save and Continue** button. There is a timestamp in the upper-right hand corner of the page that notes when you first clicked on the tab. From that point, you have 2 hours to complete the information on that tab correctly. If you do not complete the information correctly (for the required fields) and then you click on the **Save and Continue** button, you will be redirected to the eGrants Home Page. If this happens, your data will not be saved in the system. You may also choose to compose a message on this page for OOG to review. This can be done by typing in the **Notes By Grantee / OOG** message box.

Getting Started

On this tab you will notice certain icons that are displayed.

-  = a **plus** icon – click on this icon to expand a list of items.
-  = a **minus** icon – click on this icon to collapse a list of items.
-  = a **new** icon – click on this icon to add a new item.
-  = a **pencil** icon - click on this icon to edit your selections.
-  = an **information** icon - this help icon is next to certain items that may need further explanation. Simply click and review the information provided in the pop up window.

Budget Information by Budget Line Item:



CATEGORY	SUB CATEGORY	DESCRIPTION	CJD	CASH MATCH	IN-KIND MATCH	GPI	TOTAL	UNIT/%
Personnel	Overtime for All Peace Officers	OT-Hidalgo County Sheriff's Office, Hidalgo Constable Precinct 2 and Hidalgo Constable Precinct 3 utilizing funding for overtime will enhance patrol operation in a High Visibility Law Enforcement Operation to locate, identify, and apprehend the criminal minded citizen and/or criminal illegal immigrant engaged in criminal activities which is a violation of state and federal laws.	\$492,189.00	\$0.00	\$0.00	\$0.00	\$492,189.00	100
Equipment	Police / Sheriff Department Vehicle (from a single vendor with law enforcement equipment installed)	Hidalgo County Sheriff's Office, Hidalgo Constable Precinct 2 and Hidalgo Constable Precinct 3 through the grant funding will purchase nine (9) fully equipped patrol units. These vehicles will be equipped with in-car video camera systems, emergency lighting system, P25 compliance in-car communications radio, shotgun rack, prisoner transport cage, radar system, rugged laptop, to include mounting system, 4 x 4 system for off-road and rugged terrain, complete HCSO, Constables decals. These vehicles will enable patrol personnel to proactively patrol the rugged terrain which encompasses the majority of the southern border and roads of egress and major highways/roadways leading to and from the US/Mexico international boundaries.	\$407,811.00	\$0.00	\$0.00	\$0.00	\$407,811.00	9

Source of Match Information**Introduction**

The **Source of Match** section of your application collects information regarding the source and amount of **Cash Match** and **In Kind Match**. Please enter the description and amounts of match in the spaces provided below and select whether the item is 'Cash Match' or 'In-Kind Match'. After entering an item click on the **Add New Item** button. When an item has been added, it will appear in the 'Edit the Source (s) of Match Reported' table. You may edit each of the items added to this table by clicking on the 'pencil' icon. If you edited an item in the table, click on the 'diskette' icon to save your edited entries. For further information regarding matching funds refer to *1 TAC*, §3.3; for program income refer to *1 TAC*, §3.73 and §3.87. Click on the **Save and Continue** button at any time to save the information entered on this page. If you do not click on this button and navigate away from the page, your work will be lost. When you click the **Save and Continue** button, you may receive several error messages that instruct you to complete the required fields. Your data on any given tab will not save to the system until all required fields are complete and correct. In addition, you have a 2-hour time limit for each tab where you will need to complete the information correctly and then click the **Save and Continue** button. There is a timestamp in the upper-right hand corner of the page that notes when you first clicked on the tab. From that point, you have 2 hours to complete the information on that tab correctly. If you do not complete the information correctly (for the required fields) and then you click on the **Save and Continue** button, you will be redirected to the eGrants Home Page. If this happens, your data will not be saved in the system. You may also choose to compose a message on this page for OOG to review. This can be done by typing in the **Notes By Grantee / OOG** message box.

Getting Started

On this tab you will notice certain icons that are displayed.

-  = a **pencil** icon - click on this icon to edit your selections.
-  = an **information** icon - this help icon is next to certain items that may need further explanation. Simply click and review the information provided in the pop up window.

Detail Source of Match/GPI:

DESCRIPTION	MATCH TYPE	AMOUNT
-------------	------------	--------

Summary Source of Match/GPI:

Total Report	Cash Match	In Kind	GPI Federal Share	GPI State Share
\$0.00	\$0.00	\$0.00	\$0.00	\$0.00

Budget Summary Information**Budget Summary Information by Budget Category:**

CATEGORY	CJD	CASH MATCH	IN-KIND MATCH	GPI	TOTAL
Equipment	\$407,811.00	\$0.00	\$0.00	\$0.00	\$407,811.00
Personnel	\$492,189.00	\$0.00	\$0.00	\$0.00	\$492,189.00

Budget Grand Total Information:

CJD	CASH MATCH	IN-KIND MATCH	GPI	TOTAL
\$900,000.00	\$0.00	\$0.00	\$0.00	\$900,000.00

Condition Of Fundings Information

DESCRIPTION	CREATED	MET	HOLD FUND
Please upload a copy of the overtime policy approved by the Commissioner's Court.	3/17/2010 8:50:36 PM		True
Overtime Eligibility: 1) Federal regulations governing these funds prohibit use of grant funds to pay an individual for the same hours in which the individual is being paid by a unit of government. For example, if an officer's regular work hours are 7 a.m. to 4 p.m. and he takes a day of paid annual leave, he is not eligible to be reimbursed with grant funds for any hours he voluntarily works between 7 a.m. and 4 p.m. He may be eligible for any hours worked that day outside of 7 a.m. to 4 p.m. provided the hours worked comply with the grantee agency's requirements for hours worked prior to eligibility for overtime pay. The regulation regarding hours of eligibility for overtime does not apply to an officer who volunteers to work on his regularly scheduled days off provided he complies with the grantee agency's requirements for hours worked prior to eligibility for overtime pay. 2) Hours worked is defined as physical hours on the job and does not include paid annual leave, compensatory leave, sick leave, holiday leave or other paid leave. 3) On-call hours should not be included in physical hours worked or as eligible hours for overtime. 4) Personnel receiving grant funds for overtime must maintain time and activity reports for all time physically worked. The activity description should include detailed information about the actual activities performed. 5) Time should be recorded to the nearest quarter hour. 6) Grantee records must include a clear calculation in how the overtime was computed. 7) Overtime payments issued outside this policy are the responsibility of the grantee agency.	3/17/2010 8:49:52 PM		False
Please provide an explanation of how the County used the \$519,453 in Justice Assistance grant funds that were made available directly to the County by the Bureau of Justice Assistance.	3/17/2010 8:28:33 PM		True

ARRA Certification Form: Grantee is required to complete the ARRA Certification Form as part of the American Recovery and Reinvestment Act federal requirements. Once the form is completed, please upload it into the grant application. You can find the form at https://cjdonline.governor.state.tx.us/FileDirectory/ARRA_Officer_Comp_Cert_Form.doc .	3/9/2010 11:37:41 AM		True
Procurement Questionnaire: A Procurement Questionnaire Form is required for this grant due to a procurement of goods and/or services of \$100,000 or more. Please complete the CJD Procurement Questionnaire Form found at https://cjdonline.governor.state.tx.us/FileDirectory/CJD_Procurement_Questionnaire_Form.doc . Once completed, please upload the completed form into the grant. The fund hold placed on the grant application will be removed after award of a grant, so long as the form and any additional documentation are completed and uploaded into the grant. Please notify CJD once uploaded to expedite removal of the fund hold.	3/9/2010 11:36:59 AM		True
Resolution: A resolution is required for this project. Please upload a copy of the signed resolution for this project. The grant application will continue the review process; however, it will be placed on fund hold (no funds will be made available for the project) until the completed resolution is uploaded. You can find more information on resolutions under the 'Documents' tab of the grant application in eGrants. An example of a resolution can be found at https://cjdonline.governor.state.tx.us/FileDirectory/CJD_Sample_Resolution.doc .	3/9/2010 11:36:28 AM		True

You are logged in as **User Name:** reufracio