

S&B**INFRASTRUCTURE, LTD.**

Engineering • Management • Technology

Ms. Candace J Armenta
Program Coordinator I
Urban County Program
1916 Tesoro Blvd Pharr, TX. 78577

November 1, 2010

Candace,

Thank you for your email on October 26th notifying S & B on its selection for the City of La Joya Water Project. S & B is pleased to submit the following engineering fee of \$145,000 for the attached Scope of Services to design the city's new water plant. The submitted fee below for the work described in the scope of work is S & B's best and final offer. If you have any questions please do not hesitate to call me at (956) 926-5006 (office) or (956) 342-1372 (cell)

Fee Schedule

The Fee for this scope of work is a lump sum amount

Task 1 – Preliminary Engineering	\$28,000
Task 2 - Design	\$117,000
Project Total	\$145,000

Thank You,



Dario V. Guerra III, P.E.
Senior Project Manager

Nov 1 2010
Ar.






S&B INFRASTRUCTURE, LTD.

Engineering  Management  Technology

S & B INFRASTRUCTURE, LTD.
TX P.E. FIRM # 1582

CITY OF LA JOYA WATER PLANT

PROJECT SCHEDULE

MONTH	1st.				2nd.				3rd.				4th.				5th.				
WEEK	1	2	3	4	1	2	3	4	1	2	3	4	1	2	3	4	1	2	3	4	
PROJECT MANAGEMENT																	18 WEEKS				
SURVEY & GEOTECHNICAL																					5 WEEKS
PRELIMINARY ENGINEERING																					5 WEEKS
60% & 90% DESIGN																					8 WEEKS
FINAL DESIGN																			2 WEEKS		

SCOPE OF WORK

Task 1 Preliminary Engineering – The total fee for this task is \$28,000

Task 1.1 – Survey

Engineer shall provide topographic and boundary survey of the water treatment plant site and off-site improvements. The topographic survey will locate all physical features including trees larger than 8-inches in diameter. The survey will be performed to allow the development of one foot contours to be used during the design of the water treatment plant and appurtenances.

Engineer shall coordinate with the surveyor so that design requirements are communicated and that issues encountered during the field surveys are addressed.

Task 1.2 – Geotechnical Investigation

Engineer shall provide soil borings at the site and foundation recommendations for the water treatment plant and appurtenances.

Engineer shall coordinate with the geotechnical engineer so that design requirements are communicated and that issues encountered during the geotechnical field work surveys are addressed. The Engineer shall work with the geotechnical engineer and investigate foundation alternatives that provide the most economical system to the Owner.

Task 1.3 – Permitting

Engineer shall provide permitting services for the construction of the water treatment plant and appurtenances. These services will begin during the preliminary engineering phase and continue through the design/bidding phase until the permits have been obtained. It is anticipated that the water treatment plant and appurtenances will require permits and/or coordination with the following agencies: Corps of Engineers, Texas Historical Commission, Texas General Land office, Texas Parks and Wildlife, Department of Homeland Security, TCEQ (plans and specs and SWPPP).

Task 1.4 – Develop Site Layout Alternatives

ENGINEER will develop a map of the plant area using aerial photographs as a background. Using this map, ENGINEER will develop up to three site layouts for consideration by the Owner. ENGINEER will prepare development costs for each of the three layouts. Each of the layouts will be ranked based on potential fatal flaws that should be considered in the selection of the final site layout.

aw

Task 1.5 – Pre-Design Workshop

ENGINEER shall conduct and preside at a pre-design workshop. The intent of the workshop is to discuss major design issues related to the water treatment plant and appurtenances. The Engineer will have representatives of the disciplines (process mechanical, electrical, instrumentation and architectural) to discuss options available and the cost of pursuing each of the options. Discussions will include the design of the plant as well as detailed discussions regarding process, chemical feed, sludge dewatering, instrumentation and control, architectural, raw water pumping and high service pumping. The Engineer shall prepare meeting notes and the notes will be distributed to all participants. The decisions reached at the pre-design workshop shall be followed throughout the design of the project unless specifically altered by the OWNER in writing.

Task 1.6 – Coordination with Funding Agencies

ENGINEER shall assist the OWNER with coordination with any funding agency associated with the project. The coordination shall include providing documents and project progression information to obtain project funding. It is anticipated that coordination will begin during the preliminary engineering phase and will continue through the completion of the project.

Task 2 Design – The total fee for this task is \$117,000

1. Prepare for incorporation in the Contract Documents final Drawings showing the scope, extent and character of the work to be performed and furnished by Contractor and Specifications (which will be prepared, where appropriate, in conformance with the sixteen division format of the Construction Specifications Institute).
2. Provide technical criteria, written descriptions and design data for use in filing applications for permits with or obtaining approvals of such governmental authorities as have jurisdiction to review or approve the final design of the Project, and assist OWNER in consultations with appropriate authorities.
3. Advise OWNER of any adjustments to the opinion of probable Construction Cost and any adjustments to Total Project Costs known to ENGINEER as a result of change in scope, extent or character or design requirements of the Project.
4. After consulting with the City Attorney concerning Owner's desired format, prepare for review and approval by Owner, it's legal counsel and other advisors, contract agreement forms, general conditions and supplementary conditions, and (where appropriate) bid forms, invitations to bid and instructions to bidders, and assist in the preparation of other related documents. ENGINEER shall modify documents in accordance with the recommendations of OWNER.

5. Furnish four copies of the above documents, Drawings and Specifications to the Owner at 60% and 90% review milestones and review them with OWNER.
6. ENGINEER shall conduct review meetings with the OWNER at the 60% and 90% deliverable milestones. ENGINEER shall record and provide notes from the review meetings.
7. ENGINEER's services under the Design phase will be considered complete at the date when the submittals (Drawings and Specifications) have been accepted by OWNER plus such additional time as may be considered reasonable for obtaining approval of governmental authorities having jurisdiction to approve the portions of the Project designed or specified by ENGINEER, if such approval is to be obtained during the Design Phase.



City of La Joya

"Jewel of the Valley"

November 4, 2010

Urban County Program
Attn: Diana Serna, Director
1916 Tesoro Blvd.
Pharr, Texas 78577

RE: Texas Water Development Board Drinking Water Fund

Dear Ms. Serna:

The City of La Joya has submitted an application with the Texas Water Development Board for construction funding of the City of La Joya's Water Treatment Plant. The City of La Joya currently ranks #125 out of 212 and will acquire a low interest rate loan and grant funding available until April 2011. *(Please See Attached)*

If you should have any questions or require additional information, please do not hesitate to contact me at 956-581-7002.

Sincerely,

Mike Alaniz, City Administrator

MA/jrs

Cc: Mayor William "Billy" Leo & Board of Aldermen
Candace Armenta, CDBG Coordinator
Dario Guerra, S&B Infrastructure



TEXAS WATER DEVELOPMENT BOARD



James E. Herring, *Chairman*
Lewis H. McMahan, *Member*
Edward G. Vaughan, *Member*

J. Kevin Ward
Executive Administrator

Jack Hunt, *Vice Chairman*
Thomas Weir Labatt III, *Member*
Joe M. Crutcher, *Member*

September 24, 2010

Re: State Fiscal Year 2011 Drinking Water State Revolving Fund Intended Use Plan

Dear Public Water System Official:

On September 23, 2010, the Texas Water Development Board (TWDB) approved the State Fiscal Year (SFY) 2011 Drinking Water State Revolving Fund (DWSRF) Intended Use Plan (IUP) which includes the Project Priority List. The DWSRF IUP is available online at http://www.twdb.state.tx.us/assistance/financial/fin_infrastructure/dwsrf.asp.

Notice is hereby given of the availability of approximately \$89,704,160 to fund DWSRF projects in SFY 2011. This amount includes:

- \$ 25,876,200 in Disadvantaged Community Funding
- \$ 63,827,960 in Mainstream Funding

Next week, the TWDB will begin extending invitations to apply for funding to entities with projects costs that are above the funding line. Invitees will have 30 days from the date of invitation to notify the TWDB if they will accept or decline their invitation. Those entities accepting an invitation will have three months from the date of invitation to submit an application. Additional invitations will be mailed throughout the year as invitees decline or fail to submit a timely application. More information about each funding option will be provided in the invitation letters.

If you have any questions, please feel free to contact Marvin Chaney, DWSRF Specialist, by phone at 512-463-8750 or by email at marvin.chaney@twdb.state.tx.us.

Sincerely,

Stacy L. Barna
Director of Program Development
Project Finance

SLB:bv

Our Mission

To provide leadership, planning, financial assistance, information, and education for the conservation and responsible development of water for Texas.

P.O. Box 13231 • 1700 N. Congress Avenue • Austin, Texas 78711-3231
Telephone (512) 463-7847 • Fax (512) 475-2053 • 1-800-RELAYTX (for the hearing impaired)
www.twdb.state.tx.us • info@twdb.state.tx.us
TNRIS - Texas Natural Resources Information System • www.tnris.state.tx.us
A Member of the Texas Geographic Information Council (TGIC)



NOV 4 2010

Texas Water Development Board
SFY 2011 Drinking Water State Revolving Fund
Intended Use Plan
Appendix G. Alphanumeric List of Eligible Projects

Rank	Points	Entity	PWS #	PIF #	Project Description	Project Cost	Owner Type	Population	C ¹	B ²	GPR	Disadvantaged	Consolidation	SWP	Reliance	Arrested	Start Date
37	2.25	La Grulla	2140006	8685	Treatment plant upgrades and distribution improvements to address pressure <20 psi and water loss	\$5,350,000	M	1,211				100%					9/1/2010
125	1.00	La Joya	1080213	8472	Surface water treatment plant expansion and distribution improvements	\$4,110,000	M	3,303				100%					3/1/2010
111	1.00	La Vernia	2470004	8693	New well and treatment to address TDS, iron and pressure <20 psi	\$2,250,000	M	931									10/1/2010
195	0.00	Laguna Madre WD	310005	8642	Transmission line and pump station improvements	\$16,030,000	D	15,939		x	\$1,283,000						6/1/2010
71	1.50	Lamar Co WSD	1390015	8593	Distribution improvements to address pressure <35 psi and water loss	\$6,300,000	D	21,717	x		\$1,250,000		x				10/10/2010
179	0.25	Lamar Co WSD	1390015	8686	Distribution improvements to address water loss	\$2,280,000	D	21,717	x		\$950,000		x				12/1/2010
89	1.50	Liberty	1460003	8469	New water lines to address pressure <20 psi	\$1,245,000	M	8,033									2/1/2012
176	0.25	Liberty Hill WSC	2480013	8702	Distribution improvements to address water loss	\$435,000	W	1,409		x	\$400,000						6/1/2010
168	0.25	Lipan	1110011	8695	New storage tank and service pumps to address pressure <35 psi	\$150,000	M	425									7/1/2010
180	0.00	Lonehorn Company	610217	8465	New Plant piping	\$20,000	I	291									9/1/2010
181	0.00	Lonehorn Company	610217	8466	New well	\$100,000	I	291									9/1/2010
46	2.00	Lovaine	1680002	8513	Distribution system improvements to address pressure <20 psi	\$1,980,000	M	656		x	\$1,445,000	100%					11/1/2010
134	1.00	Los Fresnos	310004	8649	Treatment Plant Expansion	\$12,720,000	M	4,512		x	\$420,000	70%					1/1/2011
198	0.00	Lumberton MUD	1000035	8656	New elevated storage tank and transmission lines	\$9,400,000	D	22,608									4/1/2013
3	15.88	M.B.C. Water Systems, Inc.	1010098	8613	New walls, new ground storage, auxiliary generators, new pressure tanks, new service pumps and new meters to address water loss, pressure <20 psi, production, and storage deficiencies	\$20,375,000	I	1,494					x				2/1/2010
148	1.00	Marlin	730002	8551	Ground storage, elevated storage and pump station improvements	\$1,600,000	M	6,628		x	\$350,000	100%					6/1/2010
149	1.00	Marlin	730002	8552	Marlin Lake dredging in area around raw water intake	\$9,000,000	M	6,628		x	\$6,700,000	100%					8/1/2011
150	1.00	Marlin	730002	8553	Raw water pump station and transmission line improvements	\$8,500,000	M	6,628		x	\$6,500,000	100%					8/1/2010
78	1.25	Matador	1730001	8615	Transmission line replacement to address pressure <20 psi and water loss	\$710,000	M	740		x	\$710,000						1/1/2011
153	1.00	Mercedes	1080007	8630	Water treatment plant and distribution improvements	\$13,285,000	M	13,649		x	\$4,001,391	100%	x				12/1/2010
90	1.25	Millersview-Doyle WSC	480015	8538	Distribution improvements to address pressure <20 psi and water loss	\$2,365,000	W	3,400									7/1/2010
44	2.25	Moffat WSC	140028	8564	New well, treatment plant and transmission line to address pressure <20 psi and production deficiency	\$15,380,000	W	4,500		x	\$7,696,600	70%					2/1/2010
169	0.25	Montgomery	1700022	8589	New water mains, water well and treatment plant. This project may address iron	\$6,045,000	M	489									3/3/2011
47	2.00	Moore WSC	820012	8592	New elevated storage to address pressure <20 psi	\$540,000	W	762		x	\$540,000	100%					6/1/2010
33	2.25	Moran	2090002	8527	Distribution improvements to address pressure <20 psi and water loss	\$660,000	M	233				100%					7/1/2010
183	0.00	Morgan Mill WSC	720012	8696	Distribution improvements	\$150,000	W	372									1/1/2011

C¹ - Categorical
B² - Business Case