

REVIEWED


By Oscar Garza at 1:54 pm, Jan 25, 2011

Señe Garza, Facilities Mgmt.

PROGRESO WIC CLINIC

January 21, 2011

510 N. FM 1015
PROGRESO, TX 78596



Elevation; main cause of water under unit; having no where to go so it causes shifting Unit is not leveled causing damage



Masonit Siding should be removed and install Aluminum or Vinyl siding to avoid deterioration on Both Units

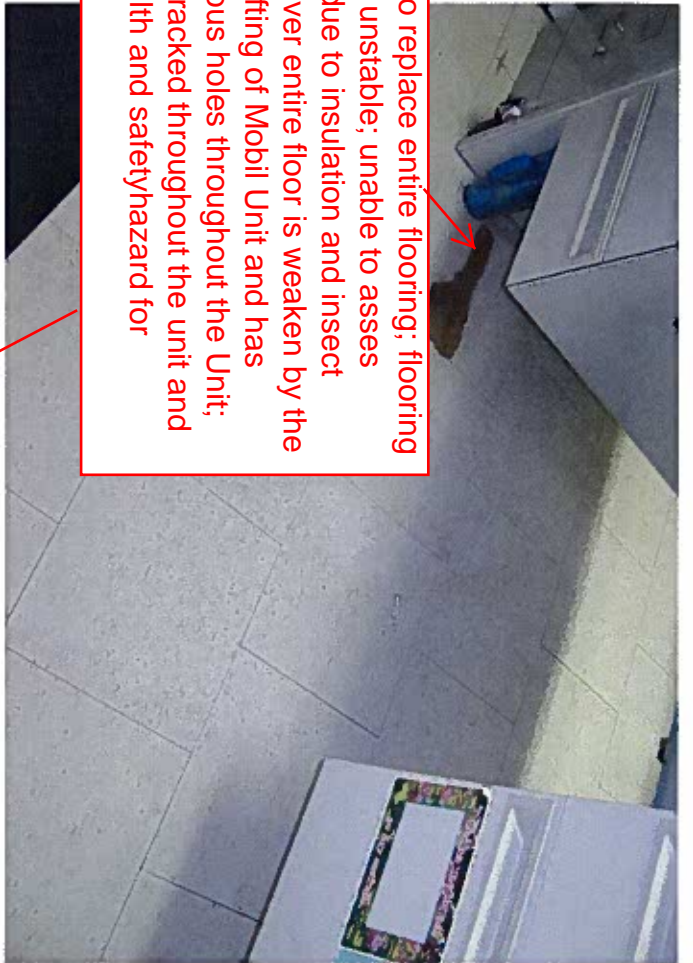



Exterior is the same scenario as the McAllen Clinic; Elevation higher than unit; needs Caliche under the units for more Stabilization and in the Progreso Clinic we need the Stone Slabs for the Down Spouts along with fixing the downspouts for better channeling of water.



Water from Spouts goes straight under the unit; not enough for ventilation to air out moisture.



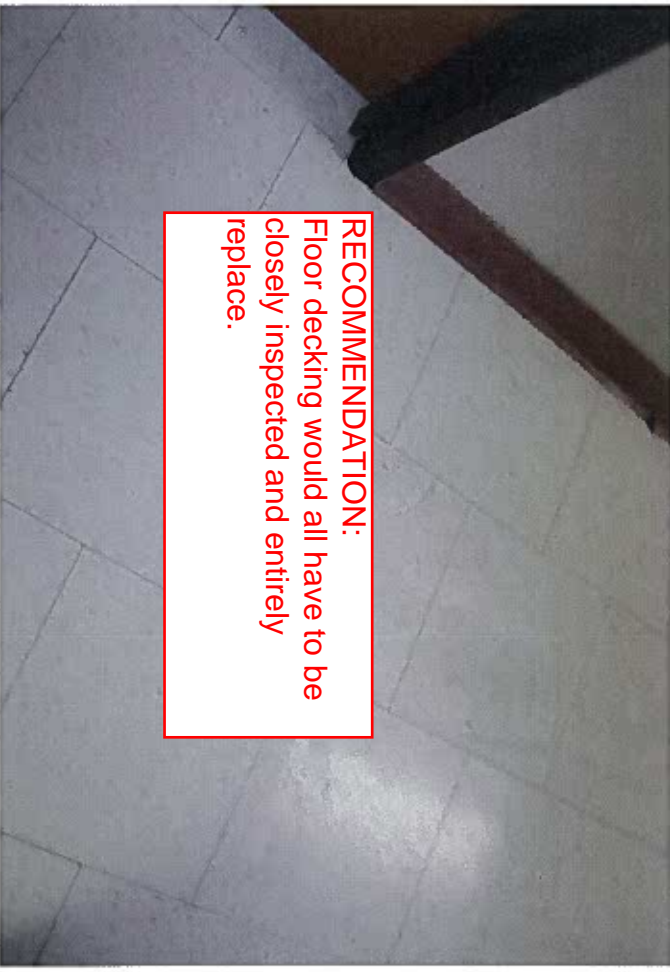




VCT Tile is cracking where seam comes together from both units



Elevation Problem; ground is higher than the Mobil Unit;
RECOMMENDATION:
Raise and re-level unit; place caliche throughout for more stability and install a new flooring.



RECOMMENDATION:
Floor decking would all have to be closely inspected and entirely replace.



Flooring has holes throughout the Mobil unit.