

County of Hidalgo, Texas

Monthly Investment Report

For the month ending June 30, 2012

This report is made in accordance with provisions of Government Code 2256, The Public Funds Investment Act, which requires quarterly reporting of investment transactions for county funds to the Commissioners' Court. The investments held in Hidalgo County's portfolio comply with the Public Funds Investment Act and with the County's investment policy and strategies.


Cash Availability

Cash balances are monitored with First National Bank on a daily basis, in which available cash is determined for investments to be made by 9:30 a.m. of the next working day.

Summary

The total interest income earned for the month ending June 30, 2012 - **\$ 3,059.61**

2012	January	75,139.38
2012	February	52,445.12
2012	March	29,369.97
2012	April	429.89
2012	May	12,750.19
2012	June	3,059.61
2012	July	
2012	August	
2012	September	
2012	October	
2012	November	
2012	December	
	Total	173,194.16


Norma G. Garcia, CIO
Hidalgo County Treasurer

County of Hidalgo, Texas
Office of the County Treasurer
Summary Report on Investments
For the month ending June 30, 2012

FUND	BOOK VALUE	MARKET VALUE
Ending Values		
General	127,483,754.13	127,509,715.57
Special Revenue	20,400,000.00	20,404,191.78
Debt Service	19,141,500.00	19,145,414.87
Capital Projects	31,600,000.00	31,606,493.15
Proprietary	9,585,000.00	9,586,969.52
Trust & Agency	-	-
Total Ending Values	<u><u>208,210,254.13</u></u>	<u><u>208,252,784.89</u></u>
Beginning Values		
General	134,285,327.96	134,312,385.31
Special Revenue	20,400,000.00	20,404,191.78
Debt Service	18,250,000.00	18,254,794.10
Capital Projects	32,200,000.00	32,206,836.99
Proprietary	9,585,000.00	9,587,051.71
Trust & Agency	-	-
Total Beginning Values	<u><u>214,720,327.96</u></u>	<u><u>214,765,259.89</u></u>
Change in Values		
General	(6,801,573.83)	(6,802,669.74)
Special Revenue	-	-
Debt Service	891,500.00	890,620.77
Capital Projects	(600,000.00)	(600,343.84)
Proprietary	-	(82.19)
Trust & Agency	-	-
Total Change in Values	<u><u>(6,510,073.83)</u></u>	<u><u>(6,512,475.00)</u></u>
Weighted Average Maturity in Days		
Interest Income Earned this Month		<u>1.15</u>
Overall Yield of Portfolio		<u>3,059.61</u>
Interest Received this Month		<u>0.25%</u>
Accrued Interest at the End of Month		<u>5,577.18</u>
		<u>42,530.76</u>

Office of the County Treasurer
 Financial Investment Report
 For the month ending June 30, 2012

06/30/12

Type	Fund Name	Fund #	Investment Number	Purchase Date	Maturity Date	Term	Days in Term	Days till Mat.	Par	WAM	Interest Rate	Accrued Int in mth	Yield	Book Value	Market Value	Institution
Pool	Capital Project	...	73458579	01/25/12	07/01/12	158	158	1	31,600,000.00	31,600,000.00	0.25%	6,493.15	34,197.26	31,600,000.00	31,606,493.15	Texas CLASS
Pool	Debt Services	...	73713892	03/01/12	07/01/12	122	122	1	9,063,000.00	9,063,000.00	0.25%	1,862.26	7,573.19	9,063,000.00	9,064,862.26	Texas CLASS
Pool	Debt Services	...	74028105	04/13/12	07/01/12	79	79	1	7,486,000.00	7,486,000.00	0.25%	1,538.22	4,050.64	7,486,000.00	7,487,538.22	Texas CLASS
Pool	Debt Services	...	74137875	04/26/12	07/01/12	66	66	1	1,701,000.00	1,701,000.00	0.25%	349.52	768.95	1,701,000.00	1,701,349.52	Texas CLASS
Pool	Debt Services	...	74440544	06/04/12	07/01/12	27	27	1	891,500.00	891,500.00	0.25%	164.87	164.87	891,500.00	891,664.87	Texas CLASS
Pool	General Fund	1100	73417634	01/19/12	07/01/12	164	164	1	12,000,000.00	12,000,000.00	0.25%	2,465.75	13,479.45	12,000,000.00	12,002,465.75	Texas CLASS
Pool	General Fund	1100	73670080	02/24/12	07/01/12	128	128	1	33,000,000.00	33,000,000.00	0.25%	6,780.82	28,931.51	33,000,000.00	33,006,780.82	Texas CLASS
Pool	General Fund	1100	73706319	02/29/12	07/01/12	123	123	1	80,000,000.00	80,000,000.00	0.25%	16,438.36	67,397.26	80,000,000.00	80,016,438.36	Texas CLASS
Pool	Motor Vehicle	1100	74468862	06/06/12	07/04/12	28	25	4	634,683.80	2,538,735.20	0.26%	113.03	126.59	634,683.80	634,796.83	Texas CLASS
Pool	Motor Vehicle	1100	74524804	06/12/12	07/11/12	29	19	11	741,683.61	8,158,519.71	0.26%	100.38	153.21	741,683.61	741,783.99	Texas CLASS
Pool	Motor Vehicle	1100	74589107	06/20/12	07/18/12	28	11	18	553,506.94	9,963,124.92	0.26%	43.37	110.40	553,506.94	553,550.31	Texas CLASS
Pool	Motor Vehicle	1100	74642560	06/26/12	07/25/12	29	5	25	553,879.78	13,846,994.50	0.26%	19.73	114.42	553,879.78	553,899.51	Texas CLASS
Pool	Proprietary	...	73417635	01/19/12	07/01/12	164	164	1	7,585,000.00	7,585,000.00	0.25%	1,558.56	8,520.14	7,585,000.00	7,586,558.56	Texas CLASS
Pool	Proprietary	2201	74137876	04/26/12	07/01/12	66	66	1	2,000,000.00	2,000,000.00	0.25%	410.96	904.11	2,000,000.00	2,000,410.96	Texas CLASS
Pool	Special Revenue	...	73505543	02/01/12	07/01/12	151	151	1	20,400,000.00	20,400,000.00	0.25%	4,191.78	21,098.63	20,400,000.00	20,404,191.78	Texas CLASS
TOTALS									208,210,254.13	240,233,874.33		42,530.76	187,590.62	208,210,254.13	208,252,784.89	

... indicates more than one account number for that fund

Avg. yield
0.25%

WAM
1.15

County of Hidalgo, Texas

Monthly Investment Report

For the month ending May 31, 2012

This report is made in accordance with provisions of Government Code 2256, The Public Funds Investment Act, which requires quarterly reporting of investment transactions for county funds to the Commissioners' Court. The investments held in Hidalgo County's portfolio comply with the Public Funds Investment Act and with the County's investment policy and strategies.

Cash Availability

Cash balances are monitored with First National Bank on a daily basis, in which available cash is determined for investments to be made by 9:30 a.m. of the next working day.

Summary

The total interest income earned for the month ending May 31, 2012 - **\$ 12,750.19**

2012	January	75,139.38
2012	February	52,445.12
2012	March	29,369.97
2012	April	429.89
2012	May	12,750.19
2012	June	
2012	July	
2012	August	
2012	September	
2012	October	
2012	November	
2012	December	
	Total	170,134.55



Norma G. Garcia, CIO
Hidalgo County Treasurer

County of Hidalgo, Texas
Office of the County Treasurer
Summary Report on Investments
For the month ending May 31, 2012

FUND	BOOK VALUE	MARKET VALUE
Ending Values		
General	134,285,327.96	134,312,385.31
Special Revenue	20,400,000.00	20,404,191.78
Debt Service	18,250,000.00	18,254,794.10
Capital Projects	32,200,000.00	32,206,836.99
Proprietary	9,585,000.00	9,587,051.71
Trust & Agency	-	-
Total Ending Values	<u><u>214,720,327.96</u></u>	<u><u>214,765,259.89</u></u>
Beginning Values		
General	146,969,911.27	146,999,834.48
Special Revenue	20,400,000.00	20,404,191.78
Debt Service	18,250,000.00	18,252,843.44
Capital Projects	33,200,000.00	33,206,821.92
Proprietary	10,185,000.00	10,186,683.07
Trust & Agency	-	-
Total Beginning Values	<u><u>229,004,911.27</u></u>	<u><u>229,050,374.69</u></u>
Change in Values		
General	(12,684,583.31)	(12,687,449.17)
Special Revenue	-	-
Debt Service	-	1,950.66
Capital Projects	(1,000,000.00)	(999,984.93)
Proprietary	(600,000.00)	(599,631.36)
Trust & Agency	-	-
Total Change in Values	<u><u>(14,284,583.31)</u></u>	<u><u>(14,285,114.80)</u></u>

Weighted Average Maturity in Days	<u>1.32</u>
Interest Income Earned this Month	<u>12,750.19</u>
Overall Yield of Portfolio	<u>0.25%</u>
Interest Received this Month	<u>13,469.97</u>
Accrued Interest at the End of Month	<u>44,931.93</u>

Office of the County Treasurer
 Financial Investment Report
 For the month ending May 31, 2012

Type	Fund Name	Fund #	Investment Number	Purchase Date	Maturity Date	Term	Days in Term	Days till Mat.	Par	WAM	Interest Rate	Accrued Int in mth	Yield	Book Value	Market Value	Institution
Pool	Capital Project	---	73458579	01/25/12	06/01/12	128	128	1	32,200,000.00	32,200,000.00	0.25%	6,836.99	28,230.14	32,200,000.00	32,206,836.99	Texas CLASS
Pool	Debt Services	---	73713892	03/01/12	06/01/12	92	92	1	9,063,000.00	9,063,000.00	0.25%	1,862.26	5,710.93	9,063,000.00	9,064,862.26	Texas CLASS
Pool	Debt Services	---	74028105	04/13/12	06/01/12	49	49	1	7,486,000.00	7,486,000.00	0.25%	2,512.42	2,512.42	7,486,000.00	7,488,512.42	Texas CLASS
Pool	Debt Services	---	74137875	04/26/12	06/01/12	36	36	1	1,701,000.00	1,701,000.00	0.25%	419.42	419.42	1,701,000.00	1,701,419.42	Texas CLASS
Pool	General Fund	1100	73417634	01/19/12	06/01/12	134	134	1	16,000,000.00	16,000,000.00	0.25%	3,287.67	14,884.93	16,000,000.00	16,003,287.67	Texas CLASS
Pool	General Fund	1100	73670080	02/24/12	06/01/12	98	98	1	33,000,000.00	33,000,000.00	0.25%	6,780.82	22,150.68	33,000,000.00	33,006,780.82	Texas CLASS
Pool	General Fund	1100	73706319	02/29/12	06/01/12	93	93	1	80,000,000.00	80,000,000.00	0.25%	16,438.36	50,958.90	80,000,000.00	80,016,438.36	Texas CLASS
Pool	Motor Vehicle	1100	74234774	05/08/12	06/06/12	29	24	6	884,709.22	5,308,255.32	0.25%	145.43	175.73	884,709.22	884,854.65	Texas CLASS
Pool	Motor Vehicle	1100	74293521	05/16/12	06/13/12	28	16	13	2,593,376.92	33,713,899.96	0.25%	284.21	497.36	2,593,376.92	2,593,661.13	Texas CLASS
Pool	Motor Vehicle	1100	74293520	05/16/12	06/13/12	28	16	13	740,579.95	9,627,539.35	0.25%	81.16	142.03	740,579.95	740,661.11	Texas CLASS
Pool	Motor Vehicle	1100	74357425	05/23/12	06/20/12	28	9	20	523,184.02	10,463,680.40	0.25%	32.25	100.34	523,184.02	523,216.27	Texas CLASS
Pool	Motor Vehicle	1100	74416699	05/30/12	06/27/12	28	2	27	543,477.85	14,673,901.95	0.25%	7.44	104.23	543,477.85	543,485.29	Texas CLASS
Pool	Proprietary	---	73417635	01/19/12	06/01/12	134	134	1	7,585,000.00	7,585,000.00	0.25%	1,558.56	6,961.58	7,585,000.00	7,586,558.56	Texas CLASS
Pool	Proprietary	2201	74137876	04/26/12	06/01/12	36	36	1	2,000,000.00	2,000,000.00	0.25%	493.15	493.15	2,000,000.00	2,000,493.15	Texas CLASS
Pool	Special Revenue	---	73505543	02/01/12	06/01/12	121	121	1	20,400,000.00	20,400,000.00	0.25%	4,191.78	16,906.85	20,400,000.00	20,404,191.78	Texas CLASS
TOTALS									214,720,327.96	283,222,276.98		44,931.93	150,048.70	214,720,327.96	214,765,259.89	

--- indicates more than one account number for that fund

Avg. yield 0.25% WAM 1.32

05/31/12

County of Hidalgo, Texas

Monthly Investment Report

For the month ending April 30, 2012

This report is made in accordance with provisions of Government Code 2256, The Public Funds Investment Act, which requires quarterly reporting of investment transactions for county funds to the Commissioners' Court. The investments held in Hidalgo County's portfolio comply with the Public Funds Investment Act and with the County's investment policy and strategies.


Cash Availability

Cash balances are monitored with First National Bank on a daily basis, in which available cash is determined for investments to be made by 9:30 a.m. of the next working day.

Summary

The total interest income earned for the month ending April 30, 2012 - \$ **429.89**

2012	January	75,139.38
2012	February	52,445.12
2012	March	29,369.97
2012	April	429.89
2012	May	
2012	June	
2012	July	
2012	August	
2012	September	
2012	October	
2012	November	
2012	December	
	Total	157,384.36



Norma G. Garcia, CIO
Hidalgo County Treasurer

County of Hidalgo, Texas
Office of the County Treasurer
Summary Report on Investments
For the month ending April 30, 2012

FUND	BOOK VALUE	MARKET VALUE	
Ending Values			
General	146,969,911.27	146,999,834.48	
Special Revenue	20,400,000.00	20,404,191.78	
Debt Service	18,250,000.00	18,252,843.44	
Capital Projects	33,200,000.00	33,206,821.92	
Proprietary	10,185,000.00	10,186,683.07	
Trust & Agency			
Total Ending Values	<u><u>229,004,911.27</u></u>	<u><u>229,050,374.69</u></u>	
Beginning Values			
General	147,028,336.48	147,059,113.00	
Special Revenue	20,400,000.00	20,404,331.51	
Debt Service	9,063,000.00	9,064,924.34	
Capital Projects	33,200,000.00	33,207,049.32	
Proprietary	9,285,000.00	9,286,892.60	
Trust & Agency	-	-	
Total Beginning Values	<u><u>218,976,336.48</u></u>	<u><u>219,022,310.77</u></u>	
Change in Values			
General	(58,425.21)	(59,278.52)	
Special Revenue	-	(139.73)	
Debt Service	9,187,000.00	9,187,919.10	
Capital Projects	-	(227.40)	
Proprietary	900,000.00	899,790.47	
Trust & Agency	-	-	
Total Change in Values	<u><u>10,028,574.79</u></u>	<u><u>10,028,063.92</u></u>	
Weighted Average Maturity in Days			<u>1.16</u>
Interest Income Earned this Month			<u>429.89</u>
Overall Yield of Portfolio			<u>0.25%</u>
Interest Received this Month			<u>1,120.43</u>
Accrued Interest at the End of Month			<u>45,463.42</u>

Office of the County Treasurer
 Financial Investment Report
 For the month ending April 30, 2012

Type	Fund Name	Fund #	Investment Number	Purchase Date	Maturity Date	Term	Days in Term	Days till Mat.	Par	WAM	Interest Rate	Accrued Int in mth	Yield	Book Value	Market Value	Institution
Pool	Capital Project	---	73458579	01/25/12	05/01/12	97	97	1	33,200,000.00	33,200,000.00	0.25%	6,821.92	22,057.53	33,200,000.00	33,206,821.92	Texas CLASS
Pool	Debt Services	---	73713892	03/01/12	05/01/12	61	61	1	9,063,000.00	9,063,000.00	0.25%	1,862.26	3,786.60	9,063,000.00	9,064,862.26	Texas CLASS
Pool	Debt Services	---	74028105	04/13/12	05/01/12	18	18	1	7,486,000.00	7,486,000.00	0.25%	922.93	922.93	7,486,000.00	7,486,922.93	Texas CLASS
Pool	Debt Services	---	74137875	04/26/12	05/01/12	5	5	1	1,701,000.00	1,701,000.00	0.25%	58.25	58.25	1,701,000.00	1,701,058.25	Texas CLASS
Pool	General Fund	1100	73417634	01/19/12	05/01/12	103	103	1	30,000,000.00	30,000,000.00	0.25%	6,164.38	21,164.38	30,000,000.00	30,006,164.38	Texas CLASS
Pool	General Fund	1100	73670080	02/24/12	05/01/12	67	67	1	33,000,000.00	33,000,000.00	0.25%	6,780.82	15,143.84	33,000,000.00	33,006,780.82	Texas CLASS
Pool	General Fund	1100	73706319	02/29/12	05/01/12	62	62	1	80,000,000.00	80,000,000.00	0.25%	16,438.36	33,972.60	80,000,000.00	80,016,438.36	Texas CLASS
Pool	Motor Vehicle	1100	73857663	04/03/12	05/02/12	29	28	2	1,444,794.08	2,889,588.16	0.25%	277.08	286.98	1,444,794.08	1,445,071.16	Texas CLASS
Pool	Motor Vehicle	1100	74012700	04/11/12	05/09/12	28	20	9	1,179,232.11	10,613,088.99	0.25%	161.54	226.15	1,179,232.11	1,179,393.65	Texas CLASS
Pool	Motor Vehicle	1100	74065569	04/17/12	05/18/12	31	14	18	761,212.83	13,701,830.94	0.25%	72.99	161.63	761,212.83	761,285.82	Texas CLASS
Pool	Motor Vehicle	1100	74115375	04/24/12	05/23/12	29	7	23	584,672.25	13,447,461.75	0.25%	28.03	116.13	584,672.25	584,700.28	Texas CLASS
Pool	Proprietary	---	73417635	01/19/12	05/01/12	103	103	1	8,185,000.00	8,185,000.00	0.24%	1,614.58	5,543.38	8,185,000.00	8,186,614.58	Texas CLASS
Pool	Proprietary	---	74137876	04/26/12	05/01/12	5	5	1	2,000,000.00	2,000,000.00	0.25%	68.49	68.49	2,000,000.00	2,000,068.49	Texas CLASS
Pool	Special Revenue	---	73505543	02/01/12	05/01/12	90	90	1	20,400,000.00	20,400,000.00	0.25%	4,191.78	12,575.34	20,400,000.00	20,404,191.78	Texas CLASS
TOTALS									229,004,911.27	265,686,969.84		45,463.42	116,084.24	229,004,911.27	229,050,374.69	

--- indicates more than one account number for that fund

Avg. yield
0.25%

WAM
1.16

County of Hidalgo, Texas

Monthly Investment Report

For the month ending March 31, 2012

This report is made in accordance with provisions of Government Code 2256, The Public Funds Investment Act, which requires quarterly reporting of investment transactions for county funds to the Commissioners' Court. The investments held in Hidalgo County's portfolio comply with the Public Funds Investment Act and with the County's investment policy and strategies.


Cash Availability

Cash balances are monitored with First National Bank on a daily basis, in which available cash is determined for investments to be made by 9:30 a.m. of the next working day.

Summary

The total interest income earned for the month ending March 31, 2012 - **\$ 29,369.97**

2012	January	75,139.38
2012	February	52,445.12
2012	March	29,369.97
2012	April	
2012	May	
2012	June	
2012	July	
2012	August	
2012	September	
2012	October	
2012	November	
2012	December	
	Total	156,954.47


Norma G. Garcia, CIO
Hidalgo County Treasurer

County of Hidalgo, Texas
Office of the County Treasurer
Summary Report on Investments
For the month ending March 31, 2012

	FUND	BOOK VALUE	MARKET VALUE
Ending Values			
	General	147,028,336.48	147,059,113.00
	Special Revenue	20,400,000.00	20,404,331.51
	Debt Service	9,063,000.00	9,064,924.34
	Capital Projects	33,200,000.00	33,207,049.32
	Proprietary	9,285,000.00	9,286,892.60
	Trust & Agency	-	-
	Total Ending Values	<u>218,976,336.48</u>	<u>219,022,310.77</u>
Beginning Values			
	General	161,082,535.46	161,092,842.59
	Special Revenue	20,400,000.00	20,403,727.89
	Debt Service	-	-
	Capital Projects	33,200,000.00	33,206,594.52
	Proprietary	9,285,000.00	9,286,844.28
	Trust & Agency	-	-
	Total Beginning Values	<u>223,967,535.46</u>	<u>223,990,009.28</u>
Change in Values			
	General	(14,054,198.98)	(14,033,729.59)
	Special Revenue	-	603.62
	Debt Service	9,063,000.00	9,064,924.34
	Capital Projects	-	454.80
	Proprietary	-	48.32
	Trust & Agency	-	-
	Total Change in Values	<u>(4,991,198.98)</u>	<u>(4,967,698.51)</u>
Weighted Average Maturity in Days			<u>1.23</u>
Interest Income Earned this Month			<u>29,369.97</u>
Overall Yield of Portfolio			<u>0.24%</u>
Interest Received this Month			<u>6,183.55</u>
Accrued Interest at the End of Month			<u>45,974.29</u>

Office of the County Treasurer
 Financial Investment Report
 For the month ending March 31, 2012

Type	Fund Name	Fund #	Investment Number	Purchase Date	Maturity Date	Term	Days in Term	Days till Mat.	Par	WAM	Interest Rate	Accrued Int in mth	Yield	Book Value	Market Value	Institution
Pool	Capital Project	---	73458579	01/25/12	04/01/12	67	67	1	33,200,000.00	33,200,000.00	0.25%	7,049.32	15,235.62	33,200,000.00	33,207,049.32	Texas CLASS
Pool	Debt Services	---	73713892	03/01/12	04/01/12	31	31	1	9,063,000.00	9,063,000.00	0.25%	1,924.34	1,924.34	9,063,000.00	9,064,924.34	Texas CLASS
Pool	General Fund	1100	73417634	01/19/12	04/01/12	73	73	1	30,000,000.00	30,000,000.00	0.25%	6,369.86	15,000.00	30,000,000.00	30,006,369.86	Texas CLASS
Pool	General Fund	1100	73670080	02/24/12	04/01/12	37	37	1	33,000,000.00	33,000,000.00	0.25%	7,006.85	8,363.01	33,000,000.00	33,007,006.85	Texas CLASS
Pool	General Fund	1100	73706319	02/29/12	04/01/12	32	32	1	80,000,000.00	80,000,000.00	0.25%	16,986.30	17,534.25	80,000,000.00	80,016,986.30	Texas CLASS
Pool	Motor Vehicle	1100	73755171	03/06/12	04/04/12	29	26	4	1,213,452.08	4,853,808.32	0.23%	198.81	221.75	1,213,452.08	1,213,650.89	Texas CLASS
Pool	Motor Vehicle	1100	73807042	03/14/12	04/12/12	29	18	12	1,102,805.19	13,233,662.28	0.23%	125.09	201.53	1,102,805.19	1,102,930.28	Texas CLASS
Pool	Motor Vehicle	1100	73850301	03/21/12	04/18/12	26	11	18	883,371.12	15,900,680.16	0.23%	61.23	155.86	883,371.12	883,432.35	Texas CLASS
Pool	Motor Vehicle	1100	73907333	03/27/12	04/25/12	29	5	25	828,708.09	20,717,702.25	0.25%	28.38	164.61	828,708.09	828,736.47	Texas CLASS
Pool	Proprietary	---	73417635	01/19/12	04/01/12	73	73	1	9,285,000.00	9,285,000.00	0.24%	1,892.61	4,456.80	9,285,000.00	9,286,892.61	Texas CLASS
Pool	Special Revenue	---	73505543	02/01/12	04/01/12	60	60	1	20,400,000.00	20,400,000.00	0.25%	4,331.51	8,383.56	20,400,000.00	20,404,331.51	Texas CLASS
TOTALS									218,976,336.48	269,653,853.01		45,974.29	71,641.31	218,976,336.48	219,022,310.77	

--- indicates more than one account number for that fund

Avg. yield 0.24% WAM 1.23

03/31/12

County of Hidalgo, Texas

Monthly Investment Report

For the month ending February 29, 2012

This report is made in accordance with provisions of Government Code 2256, The Public Funds Investment Act, which requires quarterly reporting of investment transactions for county funds to the Commissioners' Court. The investments held in Hidalgo County's portfolio comply with the Public Funds Investment Act and with the County's investment policy and strategies.

Cash Availability

Cash balances are monitored with First National Bank on a daily basis, in which available cash is determined for investments to be made by 9:30 a.m. of the next working day.

Summary

The total interest income earned for the month ending February 29, 2012 - **\$ 52,445.12**

2012	January	75,139.38
2012	February	52,445.12
2012	March	
2012	April	
2012	May	
2012	June	
2012	July	
2012	August	
2012	September	
2012	October	
2012	November	
2012	December	
	Total	127,584.50



Norma G. Garcia, CIO
Hidalgo County Treasurer

County of Hidalgo, Texas
Office of the County Treasurer
Summary Report on Investments
For the month ending February 29, 2012

FUND	BOOK VALUE	MARKET VALUE
Ending Values		
General	161,082,535.46	161,092,842.59
Special Revenue	20,400,000.00	20,403,727.89
Debt Service	-	-
Capital Projects	33,200,000.00	33,206,594.52
Proprietary	9,285,000.00	9,286,844.28
Trust & Agency	-	-
Total Ending Values	<u><u>223,967,535.46</u></u>	<u><u>223,990,009.28</u></u>
Beginning Values		
General	120,834,583.05	120,851,453.41
Special Revenue	-	-
Debt Service	5,384,000.00	5,384,960.27
Capital Projects	34,200,000.00	34,201,311.78
Proprietary	10,085,000.00	10,085,790.21
Trust & Agency	-	-
Total Beginning Values	<u><u>170,503,583.05</u></u>	<u><u>170,523,515.67</u></u>
Change in Values		
General	40,247,952.41	40,241,389.18
Special Revenue	20,400,000.00	20,403,727.89
Debt Service	(5,384,000.00)	(5,384,960.27)
Capital Projects	(1,000,000.00)	(994,717.26)
Proprietary	(800,000.00)	(798,945.93)
Trust & Agency	-	-
Total Change in Values	<u><u>53,463,952.41</u></u>	<u><u>53,466,493.61</u></u>

Weighted Average Maturity in Days	1.22
Interest Income Earned this Month	<u>52,445.12</u>
Overall Yield of Portfolio	<u>0.24%</u>
Interest Received this Month	<u>50,037.62</u>
Accrued Interest at the End of Month	<u>22,473.82</u>

Office of the County Treasurer
 Financial Investment Report
 For the month ending February 29, 2012

02/29/12

Type	Fund Name	Fund #	Investment Number	Purchase Date	Maturity Date	Term	Days in Term	Days till Mat.	Par	WAM	Interest Rate	Accrued Int in mth	Yield	Book Value	Market Value	Institution
Pool	Capital Project	---	73458579	01/25/12	03/01/12	36	36	1	33,200,000.00	33,200,000.00	0.25%	6,594.52	8,186.30	33,200,000.00	33,206,594.52	Texas CLASS
Pool	General Fund	1100	73417634	01/19/12	03/01/12	42	42	1	30,000,000.00	30,000,000.00	0.27%	6,435.62	9,320.55	30,000,000.00	30,006,435.62	Texas CLASS
Pool	General Fund	1100	73544314	02/06/12	03/01/12	24	24	1	15,000,000.00	15,000,000.00	0.23%	2,268.49	2,268.49	15,000,000.00	15,002,268.49	Texas CLASS
Pool	General Fund	1100	73670080	02/24/12	03/01/12	6	6	1	33,000,000.00	33,000,000.00	0.14%	759.45	759.45	33,000,000.00	33,000,759.45	Texas CLASS
Pool	General Fund	1100	73706319	02/29/12	03/01/12	1	1	1	80,000,000.00	80,000,000.00	0.27%	591.78	591.78	80,000,000.00	80,000,591.78	Texas CLASS
Pool	Motor Vehicle	1100	73552977	02/08/12	03/07/12	28	22	7	853,868.37	5,977,078.59	0.23%	118.37	150.66	853,868.37	853,986.74	Texas CLASS
Pool	Motor Vehicle	1100	73601427	02/14/12	03/14/12	29	16	14	766,842.17	10,735,790.38	0.25%	84.04	152.32	766,842.17	766,926.21	Texas CLASS
Pool	Motor Vehicle	1100	73651109	02/22/12	03/21/12	28	8	21	693,703.02	14,567,763.42	0.25%	38.01	133.04	693,703.02	693,741.03	Texas CLASS
Pool	Motor Vehicle	1100	73698828	02/28/12	03/28/12	29	2	28	768,121.90	21,507,413.20	0.25%	11.36	164.78	768,121.90	768,133.26	Texas CLASS
Pool	Proprietary	---	73417635	01/19/12	03/01/12	42	42	1	9,285,000.00	9,285,000.00	0.25%	1,844.28	2,671.03	9,285,000.00	9,286,844.28	Texas CLASS
Pool	Special Revenue	---	73505543	02/01/12	03/01/12	29	29	1	20,400,000.00	20,400,000.00	0.23%	3,727.89	3,727.89	20,400,000.00	20,403,727.89	Texas CLASS
TOTALS									223,967,535.46	273,673,045.59		22,473.82	28,126.28	223,967,535.46	223,990,009.28	

--- indicates more than one account number for that fund

Avg. yield
0.24%

WAM
1.22

County of Hidalgo, Texas

Monthly Investment Report

For the month ending January 31, 2012

This report is made in accordance with provisions of Government Code 2256, The Public Funds Investment Act, which requires quarterly reporting of investment transactions for county funds to the Commissioners' Court. The investments held in Hidalgo County's portfolio comply with the Public Funds Investment Act and with the County's investment policy and strategies.

Cash Availability

Cash balances are monitored with First National Bank on a daily basis, in which available cash is determined for investments to be made by 9:30 a.m. of the next working day.

Summary

The total interest income earned for the month ending January 31, 2012 - \$ **75,139.38**

2012	January	75,139.38
2012	February	
2012	March	
2012	April	
2012	May	
2012	June	
2012	July	
2012	August	
2012	September	
2012	October	
2012	November	
2012	December	
	Total	75,139.38



Norma G. Garcia, CIO
Hidalgo County Treasurer

County of Hidalgo, Texas
Office of the County Treasurer
Summary Report on Investments
For the month ending January 31, 2012

FUND	BOOK VALUE	MARKET VALUE
Ending Values		
General	120,834,583.05	120,851,453.41
Special Revenue	-	-
Debt Service	5,384,000.00	5,384,960.27
Capital Projects	34,200,000.00	34,201,311.78
Proprietary	10,085,000.00	10,085,790.21
Trust & Agency	-	-
Total Ending Values	170,503,583.05	170,523,515.67
Beginning Values		
General	79,454,385.91	79,493,606.07
Special Revenue	18,000,000.00	18,002,367.13
Debt Service	5,384,000.00	5,384,708.04
Capital Projects	36,900,000.00	36,904,852.60
Proprietary	11,800,000.00	11,801,551.78
Trust & Agency	-	-
Total Beginning Values	151,538,385.91	151,587,085.62
Change in Values		
General	41,380,197.14	41,357,847.34
Special Revenue	(18,000,000.00)	(18,002,367.13)
Debt Service	-	252.23
Capital Projects	(2,700,000.00)	(2,703,540.82)
Proprietary	(1,715,000.00)	(1,715,761.57)
Trust & Agency	-	-
Total Change in Values	18,965,197.14	18,936,430.05

Weighted Average Maturity in Days	1.24
Interest Income Earned this Month	75,139.38
Overall Yield of Portfolio	0.20%
Interest Received this Month	72,319.48
Accrued Interest at the End of Month	19,932.62

Office of the County Treasurer
 Financial Investment Report
 For the month ending January 31, 2012

01/31/12

Type	Fund Name	Fund #	Investment Number	Purchase Date	Maturity Date	Term	Days in Term	Days till Mat.	Par	WAM	Interest Rate	Accrued Int in mth	Yield	Book Value	Market Value	Institution
Pool	Capital Project	---	73458579	01/25/12	02/01/12	7	7	1	34,200,000.00	34,200,000.00	0.20%	1,311.78	1,311.78	34,200,000.00	34,201,311.78	Texas CLASS
Pool	Debt Service	---	72089628	09/01/11	02/01/12	153	153	1	5,108,000.00	5,108,000.00	0.21%	911.04	4,496.44	5,108,000.00	5,108,911.04	Texas CLASS
Pool	Debt Service	---	72413979	10/06/11	02/01/12	118	118	1	276,000.00	276,000.00	0.21%	49.23	187.38	276,000.00	276,049.23	Texas CLASS
Pool	General Fund	1100	72074402	08/31/11	02/01/12	154	154	1	13,000,000.00	13,000,000.00	0.16%	1,766.58	8,775.89	13,000,000.00	13,001,766.58	Texas CLASS
Pool	General Fund	1100	73121432	12/15/11	02/01/12	48	48	1	65,000,000.00	65,000,000.00	0.20%	11,041.10	17,095.89	65,000,000.00	65,011,041.10	Texas CLASS
Pool	General Fund	1100	73168215	12/20/11	02/01/12	43	43	1	10,000,000.00	10,000,000.00	0.20%	1,698.63	2,356.16	10,000,000.00	10,001,698.63	Texas CLASS
Pool	General Fund	1100	73417634	01/19/12	02/01/12	13	13	1	30,000,000.00	30,000,000.00	0.20%	2,136.99	2,136.99	30,000,000.00	30,002,136.99	Texas CLASS
Pool	Motor Vehicle	1100	73304688	01/04/12	02/01/12	28	28	1	408,136.76	408,136.76	0.20%	62.62	62.62	408,136.76	408,199.38	Texas CLASS
Pool	Motor Vehicle	1100	73352989	01/10/12	02/08/12	29	22	8	755,603.94	6,044,831.52	0.20%	91.09	120.07	755,603.94	755,695.03	Texas CLASS
Pool	Motor Vehicle	1100	73403577	01/17/12	02/15/12	29	15	15	582,699.72	8,740,495.80	0.20%	47.89	92.59	582,699.72	582,747.61	Texas CLASS
Pool	Motor Vehicle	1100	73451401	01/24/12	02/22/12	29	8	22	500,062.93	11,001,384.46	0.20%	21.92	79.46	500,062.93	500,084.85	Texas CLASS
Pool	Motor Vehicle	1100	73501234	01/31/12	02/29/12	29	1	29	588,079.70	17,054,311.30	0.22%	3.54	102.79	588,079.70	588,083.24	Texas CLASS
Pool	Proprietary	---	73417635	01/19/12	02/01/12	13	13	1	10,085,000.00	10,085,000.00	0.22%	790.22	790.22	10,085,000.00	10,085,790.22	Texas CLASS
TOTALS									170,503,583.05	210,918,159.84		19,932.62	37,608.29	170,503,583.05	170,523,515.67	

--- indicates more than one account number for that fund

Avg. Yield 0.20% WAM 1.24