

HIDALGO COUNTY ANNUAL TAX COLLECTION REPORT

JULY 01, 2011 THRU JUNE 30, 2012

TABLE OF CONTENTS

PART 1 COUNTY ANNUAL TAX COLLECTIONS REPORT
PART 2 ROADS/STATE ANNUAL TAX COLLECTIONS REPORT
PART 3 CURRENT/DELINQUENT COLLECTIONS REPORT
PART 4 RECAP REPORT
PART 5 REMITTANCES

ARMANDO BARRERA JR. TAX ASSR/COLL
2804 S US HWY 281
EDINBURG, TEXAS 78539

PART 1

**ARMANDO BARRERA JR. TAX ASSR & COLL
HIDALGO COUNTY ANNUAL TAX COLLECTIONS REPORT
JULY 01, 2011 THRU JUNE 30, 2012**


TAX COLLECTIONS	BASE	PEN & INT	ATTY FEE
CURRENT	147,059,510.44	1,675,356.13	54,101.37
ROLLBACK	120,162.42	8,640.84	4,177.57
DELINQUENT	12,286,078.95	4,385,944.48	2,396,784.47
TOTALS	159,465,751.81	6,069,941.45	2,455,063.41
			167,990,756.67
OTHER REVENUE			
TAX CERTIFICATES		8,880.00	
MISCELLANEOUS		16,346.95	
NSF CHARGE FEES		17,779.10	
SPECIAL INVENTORY VARIANCE		110,720.27	
TOTAL OTHER REVENUE			153,726.32
TOTAL COLLECTED 2011-2012 YEAR HIDALGO COUNTY			168,144,482.99
DISBURSEMENTS			
ATTORNEY FEES		2,455,063.41	
LESS ATTORNEY FEE REFUNDS		0.00	
TOTAL DISBURSED TO ATTORNEY FEES			2,455,063.41
HCAD RENDITION PENALTY FEE			12,064.99
SPECIAL INVENTORY PAID IN ERRORS			0.00
RENDITION PENALTY PAID IN ERRORS			0.00
CURRENT YEAR REFUNDS		(162,097.27)	
PRIOR YEAR REFUNDS		(326,322.28)	
TOTAL REFUNDS NETTED FROM TAX COLLECTIONS		0.00	
RECAP			
TOTAL CURRENT/DELINQUENT/ROLLBACK BASE	159,465,751.81		
TOTAL PENALTY & INTEREST	6,069,941.45		
TOTAL TAX COLLECTIONS	165,535,693.26		
TOTAL ATTORNEY FEES		2,455,063.41	
TOTAL OTHER REVENUE		153,726.32	
TOTAL		168,144,482.99	
LESS REFUNDS DISBURSED THRU FISCAL YEAR		0.00	
TOTAL COLLECTED 2011/2012		168,144,482.99	
LESS CREDITS & ATTY FEES & HCAD REND. PENALTY FEE		2,467,128.40	
TOTAL REVENUE DISBURSED TO HIDALGO COUNTY			165,677,354.59
TOTAL DISBURSED 2011-2012 HIDALGO COUNTY			168,144,482.99
			DIFF. 0.00

AFFIDAVIT

I, ARMANDO BARRERA JR., ASSESSOR-COLLECTOR OF TAXES FOR HIDALGO COUNTY, DO SOLEMNLY SWEAR THAT THE ABOVE STATEMENT OF TAXES COLLECTED BY ME FOR THE 2011-2012 IS CORRECT.



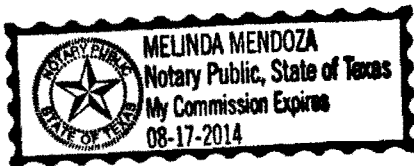
ASSESSOR- COLLECTOR OF TAXES FOR HIDALGO COUNTY, TEXAS



SWORN AND SUBSCRIBED BEFORE ME THIS 23rd DAY OF JULY 2012



NOTARY PUBLIC, HIDALGO COUNTY, TEXAS



YEAR	FUND	TAX RATE	LEVY PAID	DISCOUNT GIVEN	PENALTY INTEREST	TIF AMOUNT	DISBURSE TOTAL	ATTORNEY	OTHER FEES	REFUND AMOUNT	PAYMENT AMOUNT
2011	M & O	.522500	130,234,924.55	.00	1,483,684.39	2,038,052.40-	129,680,556.54	54,101.37	.00	.00	131,772,710.31
	I & S	.067500	16,824,585.89	.00	191,671.74	263,288.62-	16,752,969.01	.00	.00	.00	17,016,257.63
	TOTAL	.590000	147,059,510.44	.00	1,675,356.13	2,301,341.02-	146,433,525.55	54,101.37	.00	.00	148,788,967.94
2010	M & O	.510700	5,989,345.79	.00	1,281,289.39	36,829.36-	7,233,805.82	1,183,085.44	.00	.00	8,453,720.62
	I & S	.079300	930,009.25	.00	198,953.60	5,718.86-	1,123,243.99	.00	.00	.00	1,128,962.85
	TOTAL	.590000	6,919,355.04	.00	1,480,242.99	42,548.22-	8,357,049.81	1,183,085.44	.00	.00	9,582,683.47
2009	M & O	.512700	2,105,727.20	.00	740,296.34	4.64-	2,846,018.90	488,327.36	.00	.00	3,334,350.90
	I & S	.077300	317,481.22	.00	111,615.29	.70-	429,095.81	.00	.00	.00	429,096.51
	TOTAL	.590000	2,423,208.42	.00	851,911.63	5.34-	3,275,114.71	488,327.36	.00	.00	3,763,447.41
2008	M & O	.519100	1,043,626.61	.00	486,555.33	2,534,977.36-	161,004,795.42-	253,585.28	.00	.00	1,783,767.22
	I & S	.070900	142,541.24	.00	66,454.47	2,199,440.02-	21,990,444.31-	.00	.00	.00	208,995.71
	TOTAL	.590000	1,186,167.85	.00	553,009.80	4,734,417.38-	182,995,239.73-	253,585.28	.00	.00	1,992,762.93
2007	M & O	.515500	550,260.23	.00	321,019.42	9,169,886.49-	128,298,606.84-	145,202.79	.00	.00	1,016,482.44
	I & S	.074500	79,523.44	.00	46,393.82	8,667,615.87-	18,541,698.61-	.00	.00	.00	125,917.26
	TOTAL	.590000	629,783.67	.00	367,413.24	7,837,502.36-	146,840,305.45-	145,202.79	.00	.00	1,142,399.70
2006	M & O	.520000	304,849.00	.00	213,552.19	3,577,026.12-	73,058,624.93-	85,329.67	.00	.00	603,730.86
	I & S	.070000	41,037.00	.00	28,747.10	9,904,599.67-	9,834,815.57-	.00	.00	.00	69,784.10
	TOTAL	.590000	345,886.00	.00	242,299.29	3,481,625.79-	82,893,440.50-	85,329.67	.00	.00	673,514.96
2005	M & O	.527100	194,306.75	.00	157,960.64	8,228,293.46-	57,876,026.07-	56,757.58	.00	.00	409,024.97
	I & S	.062900	23,187.37	.00	18,849.48	6,948,509.76-	6,906,472.91-	.00	.00	.00	42,036.85
	TOTAL	.590000	217,494.12	.00	176,810.12	5,176,803.22-	64,782,498.98-	56,757.58	.00	.00	451,061.82
2004	M & O	.525800	136,241.15	.00	126,301.19	.00	262,542.34	42,389.69	.00	.00	304,932.03
	I & S	.064200	16,634.92	.00	15,421.47	.00	32,056.39	.00	.00	.00	32,056.39
	TOTAL	.590000	152,876.07	.00	141,722.66	.00	294,598.73	42,389.69	.00	.00	336,988.42
2003	M & O	.526800	96,428.04	.00	100,426.74	.00	196,854.78	31,731.69	.00	.00	228,586.47
	I & S	.063200	11,568.34	.00	12,048.02	.00	23,616.36	.00	.00	.00	23,616.36
	TOTAL	.590000	107,996.38	.00	112,474.76	.00	220,471.14	31,731.69	.00	.00	252,202.83
2002	M & O	.521500	64,613.87	.00	74,814.15	.00	139,428.02	22,839.18	.00	.00	162,267.20
	I & S	.068500	8,487.13	.00	9,826.80	.00	18,313.93	.00	.00	.00	18,313.93
	TOTAL	.590000	73,101.00	.00	84,640.95	.00	157,741.95	22,839.18	.00	.00	180,581.13
2001	M & O	.459300	46,454.76	.00	59,885.85	.00	106,340.61	17,587.47	.00	.00	123,928.08
	I & S	.060200	6,088.74	.00	7,849.00	.00	13,937.74	.00	.00	.00	13,937.74
	TOTAL	.519500	52,543.50	.00	67,734.85	.00	120,278.35	17,587.47	.00	.00	137,865.82
2000	M & O	.445400	37,668.11	.00	52,839.33	.00	90,507.44	14,876.97	.00	.00	105,384.41
	I & S	.055300	4,676.75	.00	6,560.41	.00	11,237.16	.00	.00	.00	11,237.16
	TOTAL	.500700	42,344.86	.00	59,399.74	.00	101,744.60	14,876.97	.00	.00	116,621.57

YEAR	FUND	TAX RATE	LEVY PAID	DISCOUNT GIVEN	PENALTY INTEREST	TIF AMOUNT	DISBURSE TOTAL	ATTORNEY	OTHER FEES	REFUND AMOUNT	PAYMENT AMOUNT
1999	M & O	.394300	25,214.40	.00	37,995.15	.00	63,209.55	10,432.62	.00	.00	73,642.17
	I & S	.052400	3,350.76	.00	5,049.48	.00	8,400.24	.00	.00	.00	8,400.24
	TOTAL	.446700	28,565.16	.00	43,044.63	.00	71,609.79	10,432.62	.00	.00	82,042.41
1998	M & O	.429400	20,700.34	.00	33,515.64	.00	54,215.98	8,219.55	.00	.00	62,435.53
	I & S	.017300	834.05	.00	1,350.36	.00	2,184.41	.00	.00	.00	2,184.41
	TOTAL	.446700	21,534.39	.00	34,866.00	.00	56,400.39	8,219.55	.00	.00	64,619.94
1997	M & O	.459500	20,343.32	.00	35,235.55	.00	55,578.87	8,394.69	.00	.00	63,973.56
	I & S	.015200	672.91	.00	1,165.58	.00	1,838.49	.00	.00	.00	1,838.49
	TOTAL	.474700	21,016.23	.00	36,401.13	.00	57,417.36	8,394.69	.00	.00	65,812.05
1996	M & O	.448600	18,082.95	.00	33,542.50	.00	51,625.45	7,822.93	.00	.00	59,448.38
	I & S	.016800	677.21	.00	1,256.19	.00	1,933.40	.00	.00	.00	1,933.40
	TOTAL	.465400	18,760.16	.00	34,798.69	.00	53,558.85	7,822.93	.00	.00	61,381.78
1995	M & O	.427600	11,397.77	.00	22,025.90	.00	33,423.67	5,024.86	.00	.00	38,448.53
	I & S	.018400	490.35	.00	947.79	.00	1,438.14	.00	.00	.00	1,438.14
	TOTAL	.446000	11,888.12	.00	22,973.69	.00	34,861.81	5,024.86	.00	.00	39,886.67
1994	M & O	.399300	8,973.63	.00	18,184.87	.00	27,158.50	3,981.87	.00	.00	31,140.37
	I & S	.014700	330.42	.00	669.34	.00	999.76	.00	.00	.00	999.76
	TOTAL	.414000	9,304.05	.00	18,854.21	.00	28,158.26	3,981.87	.00	.00	32,140.13
1993	M & O	.395600	6,565.87	.00	14,134.72	.00	20,700.59	2,996.89	.00	.00	23,697.48
	I & S	.011500	190.88	.00	410.88	.00	601.76	.00	.00	.00	601.76
	TOTAL	.407100	6,756.75	.00	14,545.60	.00	21,302.35	2,996.89	.00	.00	24,299.24
1992	M & O	.382800	4,773.62	.00	10,708.32	.00	15,481.94	2,227.56	.00	.00	17,709.50
	I & S	.016100	200.77	.00	450.38	.00	651.15	.00	.00	.00	651.15
	TOTAL	.398900	4,974.39	.00	11,158.70	.00	16,133.09	2,227.56	.00	.00	18,360.65
1991	M & O	.362600	3,844.49	.00	9,012.99	.00	12,857.48	1,847.75	.00	.00	14,705.23
	I & S	.015100	160.09	.00	375.34	.00	535.43	.00	.00	.00	535.43
	TOTAL	.377700	4,004.58	.00	9,388.33	.00	13,392.91	1,847.75	.00	.00	15,240.66
1990	M & O	.360900	2,278.98	.00	5,454.08	.00	7,733.06	1,089.02	.00	.00	8,822.08
	I & S	.010400	65.70	.00	157.17	.00	222.87	.00	.00	.00	222.87
	TOTAL	.371300	2,344.68	.00	5,611.25	.00	7,955.93	1,089.02	.00	.00	9,044.95
1989	M & O	.369000	1,702.04	.00	4,299.54	.00	6,001.58	809.58	.00	.00	6,811.16
	I & S	.002500	11.56	.00	29.11	.00	40.67	.00	.00	.00	40.67
	TOTAL	.371500	1,713.60	.00	4,328.65	.00	6,042.25	809.58	.00	.00	6,851.83
1988	M & O	.358000	1,241.69	.00	3,288.51	.00	4,530.20	596.86	.00	.00	5,127.06
	I & S	.003500	12.17	.00	32.15	.00	44.32	.00	.00	.00	44.32
	TOTAL	.361500	1,253.86	.00	3,320.66	.00	4,574.52	596.86	.00	.00	5,171.38

YEAR	FUND	TAX RATE	LEVY PAID	DISCOUNT GIVEN	PENALTY INTEREST	TIF AMOUNT	DISBURSE TOTAL	ATTORNEY	OTHER FEES	REFUND AMOUNT	PAYMENT AMOUNT
1987	M & O	.277800	1,049.81	.00	2,877.35	.00	3,927.16	514.25	.00	.00	4,441.41
	I & S	.000000	.00	.00	.00	.00	.00	.00	.00	.00	.00
	TOTAL	.277800	1,049.81	.00	2,877.35	.00	3,927.16	514.25	.00	.00	4,441.41
1986	M & O	.268300	1,164.01	.00	3,277.50	.00	4,441.51	575.21	.00	.00	5,016.72
	I & S	.001000	4.33	.00	12.22	.00	16.55	.00	.00	.00	16.55
	TOTAL	.269300	1,168.34	.00	3,289.72	.00	4,458.06	575.21	.00	.00	5,033.27
1985	M & O	.232000	355.23	.00	935.57	.00	1,290.80	172.66	.00	.00	1,463.46
	I & S	.003000	4.59	.00	12.11	.00	16.70	.00	.00	.00	16.70
	TOTAL	.235000	359.82	.00	947.68	.00	1,307.50	172.66	.00	.00	1,480.16
1984	M & O	.334000	280.97	.00	819.93	.00	1,100.90	161.30	.00	.00	1,262.20
	I & S	.003000	2.52	.00	7.39	.00	9.91	.00	.00	.00	9.91
	TOTAL	.337000	283.49	.00	827.32	.00	1,110.81	161.30	.00	.00	1,272.11
1983	M & O	.348000	339.71	.00	1,035.96	.00	1,375.67	203.75	.00	.00	1,579.42
	I & S	.005000	4.90	.00	14.88	.00	19.78	.00	.00	.00	19.78
	TOTAL	.353000	344.61	.00	1,050.84	.00	1,395.45	203.75	.00	.00	1,599.20
ALL	M & O		140,932,754.89	.00	5,334,969.04	5,585,069.83-	279,317,345.90-	2,450,885.84	.00	.00	148,718,609.77
ALL	I & S		18,412,834.50	.00	726,331.57	7,989,173.50-	38,850,007.43-	.00	.00	.00	19,139,166.07
ALL	TOTAL		159,345,589.39	.00	6,061,300.61	3,574,243.33-	318,167,353.33-	2,450,885.84	.00	.00	167,857,775.84
DLQ	M & O		10,697,830.34	.00	3,851,284.65	3,547,017.43-	408,997,902.44-	2,396,784.47	.00	.00	16,945,899.46
DLQ	I & S		1,588,248.61	.00	534,659.83	7,725,884.88-	55,602,976.44-	.00	.00	.00	2,122,908.44
DLQ	TOTAL		12,286,078.95	.00	4,385,944.48	1,272,902.31-	464,600,878.88-	2,396,784.47	.00	.00	19,068,807.90
CURR	M & O		130,234,924.55	.00	1,483,684.39	2,038,052.40-	129,680,556.54	54,101.37	.00	.00	131,772,710.31
CURR	I & S		16,824,585.89	.00	191,671.74	263,288.62-	16,752,969.01	.00	.00	.00	17,016,257.63
CURR	TOTAL		147,059,510.44	.00	1,675,356.13	2,301,341.02-	146,433,525.55	54,101.37	.00	.00	148,788,967.94

YEAR	FUND	TAX RATE	LEVY PAID	DISCOUNT GIVEN	PENALTY INTEREST	TIF AMOUNT	DISBURSE TOTAL	ATTORNEY	OTHER FEES	REFUND AMOUNT	PAYMENT AMOUNT
2010	M & O	.510700	8,900.54	.00	130.99	.00	9,031.53	97.22	.00	.00	9,128.75
	I & S	.079300	1,382.04	.00	20.34	.00	1,402.38	.00	.00	.00	1,402.38
	TOTAL	.590000	10,282.58	.00	151.33	.00	10,433.91	97.22	.00	.00	10,531.13
2009	M & O	.512700	15,004.77	.00	457.96	.00	15,462.73	372.74	.00	.00	15,835.47
	I & S	.077300	2,262.29	.00	69.05	.00	2,331.34	.00	.00	.00	2,331.34
	TOTAL	.590000	17,267.06	.00	527.01	.00	17,794.07	372.74	.00	.00	18,166.81
2008	M & O	.519100	9,760.14	.00	197.08	.00	9,957.22	174.60	.00	.00	10,131.82
	I & S	.070900	1,333.06	.00	26.91	.00	1,359.97	.00	.00	.00	1,359.97
	TOTAL	.590000	11,093.20	.00	223.99	.00	11,317.19	174.60	.00	.00	11,491.79
2007	M & O	.515500	48,954.63	.00	566.74	.00	49,521.37	389.98	.00	.00	49,911.35
	I & S	.074500	7,074.90	.00	81.89	.00	7,156.79	.00	.00	.00	7,156.79
	TOTAL	.590000	56,029.53	.00	648.63	.00	56,678.16	389.98	.00	.00	57,068.14
2006	M & O	.520000	12,698.94	.00	870.45	.00	13,569.39	540.98	.00	.00	14,110.37
	I & S	.070000	1,709.44	.00	117.20	.00	1,826.64	.00	.00	.00	1,826.64
	TOTAL	.590000	14,408.38	.00	987.65	.00	15,396.03	540.98	.00	.00	15,937.01
2005	M & O	.527100	2,091.31	.00	742.14	.00	2,833.45	500.20	.00	.00	3,333.65
	I & S	.062900	249.57	.00	88.56	.00	338.13	.00	.00	.00	338.13
	TOTAL	.590000	2,340.88	.00	830.70	.00	3,171.58	500.20	.00	.00	3,671.78
2004	M & O	.525800	3,099.95	.00	1,639.20	.00	4,739.15	797.67	.00	.00	5,536.82
	I & S	.064200	378.51	.00	200.14	.00	578.65	.00	.00	.00	578.65
	TOTAL	.590000	3,478.46	.00	1,839.34	.00	5,317.80	797.67	.00	.00	6,115.47
2003	M & O	.526800	3,831.27	.00	2,535.45	.00	6,366.72	1,069.58	.00	.00	7,436.30
	I & S	.063200	459.63	.00	304.17	.00	763.80	.00	.00	.00	763.80
	TOTAL	.590000	4,290.90	.00	2,839.62	.00	7,130.52	1,069.58	.00	.00	8,200.10
2002	M & O	.521500	858.65	.00	523.77	.00	1,382.42	234.60	.00	.00	1,617.02
	I & S	.068500	112.78	.00	68.80	.00	181.58	.00	.00	.00	181.58
	TOTAL	.590000	971.43	.00	592.57	.00	1,564.00	234.60	.00	.00	1,798.60
ALL	M & O		105,200.20	.00	7,663.78	.00	112,863.98	4,177.57	.00	.00	117,041.55
ALL	I & S		14,962.22	.00	977.06	.00	15,939.28	.00	.00	.00	15,939.28
ALL	TOTAL		120,162.42	.00	8,640.84	.00	128,803.26	4,177.57	.00	.00	132,980.83
DLQ	M & O		105,200.20	.00	7,663.78	.00	112,863.98	4,177.57	.00	.00	117,041.55
DLQ	I & S		14,962.22	.00	977.06	.00	15,939.28	.00	.00	.00	15,939.28
DLQ	TOTAL		120,162.42	.00	8,640.84	.00	128,803.26	4,177.57	.00	.00	132,980.83

YEAR	FUND	TAX RATE	LEVY PAID	DISCOUNT GIVEN	PENALTY INTEREST	TIF AMOUNT	DISBURSE TOTAL	ATTORNEY	OTHER FEES	REFUND AMOUNT	PAYMENT AMOUNT
2011	M & O	.522500	130,234,924.55	.00	1,483,684.39	2,038,052.40-	129,680,556.54	54,101.37	.00	.00	131,772,710.31
	I & S	.067500	16,824,585.89	.00	191,671.74	263,288.62-	16,752,969.01	.00	.00	.00	17,016,257.63
	TOTAL	.590000	147,059,510.44	.00	1,675,356.13	2,301,341.02-	146,433,525.55	54,101.37	.00	.00	148,788,967.94
2010	M & O	.510700	5,998,246.33	.00	1,281,420.38	36,829.36-	7,242,837.35	1,183,182.66	.00	.00	8,462,849.37
	I & S	.079300	931,391.29	.00	198,973.94	5,718.86-	1,124,646.37	.00	.00	.00	1,130,365.23
	TOTAL	.590000	6,929,637.62	.00	1,480,394.32	42,548.22-	8,367,483.72	1,183,182.66	.00	.00	9,593,214.60
2009	M & O	.512700	2,120,731.97	.00	740,754.30	4.64-	2,861,481.63	488,700.10	.00	.00	3,350,186.37
	I & S	.077300	319,743.51	.00	111,684.34	.70-	431,427.15	.00	.00	.00	431,427.85
	TOTAL	.590000	2,440,475.48	.00	852,438.64	5.34-	3,292,908.78	488,700.10	.00	.00	3,781,614.22
2008	M & O	.519100	1,053,386.75	.00	486,752.41	2,534,977.36-	160,994,838.20-	253,759.88	.00	.00	1,793,899.04
	I & S	.070900	143,874.30	.00	66,481.38	2,199,440.02-	21,989,084.34-	.00	.00	.00	210,355.68
	TOTAL	.590000	1,197,261.05	.00	553,233.79	4,734,417.38-	182,983,922.54-	253,759.88	.00	.00	2,004,254.72
2007	M & O	.515500	599,214.86	.00	321,586.16	9,169,886.49-	128,249,085.47-	145,592.77	.00	.00	1,066,393.79
	I & S	.074500	86,598.34	.00	46,475.71	8,667,615.87-	18,534,541.82-	.00	.00	.00	133,074.05
	TOTAL	.590000	685,813.20	.00	368,061.87	7,837,502.36-	146,783,627.29-	145,592.77	.00	.00	1,199,467.84
2006	M & O	.520000	317,547.94	.00	214,422.64	3,577,026.12-	73,045,055.54-	85,870.65	.00	.00	617,841.23
	I & S	.070000	42,746.44	.00	28,864.30	9,904,599.67-	9,832,988.93-	.00	.00	.00	71,610.74
	TOTAL	.590000	360,294.38	.00	243,286.94	3,481,625.79-	82,878,044.47-	85,870.65	.00	.00	689,451.97
2005	M & O	.527100	196,398.06	.00	158,702.78	8,228,293.46-	57,873,192.62-	57,257.78	.00	.00	412,358.62
	I & S	.062900	23,436.94	.00	18,938.04	6,948,509.76-	6,906,134.78-	.00	.00	.00	42,374.98
	TOTAL	.590000	219,835.00	.00	177,640.82	5,176,803.22-	64,779,327.40-	57,257.78	.00	.00	454,733.60
2004	M & O	.525800	139,341.10	.00	127,940.39	.00	267,281.49	43,187.36	.00	.00	310,468.85
	I & S	.064200	17,013.43	.00	15,621.61	.00	32,635.04	.00	.00	.00	32,635.04
	TOTAL	.590000	156,354.53	.00	143,562.00	.00	299,916.53	43,187.36	.00	.00	343,103.89
2003	M & O	.526800	100,259.31	.00	102,962.19	.00	203,221.50	32,801.27	.00	.00	236,022.77
	I & S	.063200	12,027.97	.00	12,352.19	.00	24,380.16	.00	.00	.00	24,380.16
	TOTAL	.590000	112,287.28	.00	115,314.38	.00	227,601.66	32,801.27	.00	.00	260,402.93
2002	M & O	.521500	65,472.52	.00	75,337.92	.00	140,810.44	23,073.78	.00	.00	163,884.22
	I & S	.068500	8,599.91	.00	9,895.60	.00	18,495.51	.00	.00	.00	18,495.51
	TOTAL	.590000	74,072.43	.00	85,233.52	.00	159,305.95	23,073.78	.00	.00	182,379.73
2001	M & O	.459300	46,454.76	.00	59,885.85	.00	106,340.61	17,587.47	.00	.00	123,928.08
	I & S	.060200	6,088.74	.00	7,849.00	.00	13,937.74	.00	.00	.00	13,937.74
	TOTAL	.519500	52,543.50	.00	67,734.85	.00	120,278.35	17,587.47	.00	.00	137,865.82
2000	M & O	.445400	37,668.11	.00	52,839.33	.00	90,507.44	14,876.97	.00	.00	105,384.41
	I & S	.055300	4,676.75	.00	6,560.41	.00	11,237.16	.00	.00	.00	11,237.16
	TOTAL	.500700	42,344.86	.00	59,399.74	.00	101,744.60	14,876.97	.00	.00	116,621.57

YEAR	FUND	TAX RATE	LEVY PAID	DISCOUNT GIVEN	PENALTY INTEREST	TIF AMOUNT	DISBURSE TOTAL	ATTORNEY	OTHER FEES	REFUND AMOUNT	PAYMENT AMOUNT
1999	M & O	.394300	25,214.40	.00	37,995.15	.00	63,209.55	10,432.62	.00	.00	73,642.17
	I & S	.052400	3,350.76	.00	5,049.48	.00	8,400.24	.00	.00	.00	8,400.24
	TOTAL	.446700	28,565.16	.00	43,044.63	.00	71,609.79	10,432.62	.00	.00	82,042.41
1998	M & O	.429400	20,700.34	.00	33,515.64	.00	54,215.98	8,219.55	.00	.00	62,435.53
	I & S	.017300	834.05	.00	1,350.36	.00	2,184.41	.00	.00	.00	2,184.41
	TOTAL	.446700	21,534.39	.00	34,866.00	.00	56,400.39	8,219.55	.00	.00	64,619.94
1997	M & O	.459500	20,343.32	.00	35,235.55	.00	55,578.87	8,394.69	.00	.00	63,973.56
	I & S	.015200	672.91	.00	1,165.58	.00	1,838.49	.00	.00	.00	1,838.49
	TOTAL	.474700	21,016.23	.00	36,401.13	.00	57,417.36	8,394.69	.00	.00	65,812.05
1996	M & O	.448600	18,082.95	.00	33,542.50	.00	51,625.45	7,822.93	.00	.00	59,448.38
	I & S	.016800	677.21	.00	1,256.19	.00	1,933.40	.00	.00	.00	1,933.40
	TOTAL	.465400	18,760.16	.00	34,798.69	.00	53,558.85	7,822.93	.00	.00	61,381.78
1995	M & O	.427600	11,397.77	.00	22,025.90	.00	33,423.67	5,024.86	.00	.00	38,448.53
	I & S	.018400	490.35	.00	947.79	.00	1,438.14	.00	.00	.00	1,438.14
	TOTAL	.446000	11,888.12	.00	22,973.69	.00	34,861.81	5,024.86	.00	.00	39,886.67
1994	M & O	.399300	8,973.63	.00	18,184.87	.00	27,158.50	3,981.87	.00	.00	31,140.37
	I & S	.014700	330.42	.00	669.34	.00	999.76	.00	.00	.00	999.76
	TOTAL	.414000	9,304.05	.00	18,854.21	.00	28,158.26	3,981.87	.00	.00	32,140.13
1993	M & O	.395600	6,565.87	.00	14,134.72	.00	20,700.59	2,996.89	.00	.00	23,697.48
	I & S	.011500	190.88	.00	410.88	.00	601.76	.00	.00	.00	601.76
	TOTAL	.407100	6,756.75	.00	14,545.60	.00	21,302.35	2,996.89	.00	.00	24,299.24
1992	M & O	.382800	4,773.62	.00	10,708.32	.00	15,481.94	2,227.56	.00	.00	17,709.50
	I & S	.016100	200.77	.00	450.38	.00	651.15	.00	.00	.00	651.15
	TOTAL	.398900	4,974.39	.00	11,158.70	.00	16,133.09	2,227.56	.00	.00	18,360.65
1991	M & O	.362600	3,844.49	.00	9,012.99	.00	12,857.48	1,847.75	.00	.00	14,705.23
	I & S	.015100	160.09	.00	375.34	.00	535.43	.00	.00	.00	535.43
	TOTAL	.377700	4,004.58	.00	9,388.33	.00	13,392.91	1,847.75	.00	.00	15,240.66
1990	M & O	.360900	2,278.98	.00	5,454.08	.00	7,733.06	1,089.02	.00	.00	8,822.08
	I & S	.010400	65.70	.00	157.17	.00	222.87	.00	.00	.00	222.87
	TOTAL	.371300	2,344.68	.00	5,611.25	.00	7,955.93	1,089.02	.00	.00	9,044.95
1989	M & O	.369000	1,702.04	.00	4,299.54	.00	6,001.58	809.58	.00	.00	6,811.16
	I & S	.002500	11.56	.00	29.11	.00	40.67	.00	.00	.00	40.67
	TOTAL	.371500	1,713.60	.00	4,328.65	.00	6,042.25	809.58	.00	.00	6,851.83
1988	M & O	.358000	1,241.69	.00	3,288.51	.00	4,530.20	596.86	.00	.00	5,127.06
	I & S	.003500	12.17	.00	32.15	.00	44.32	.00	.00	.00	44.32
	TOTAL	.361500	1,253.86	.00	3,320.66	.00	4,574.52	596.86	.00	.00	5,171.38

YEAR	FUND	TAX RATE	LEVY PAID	DISCOUNT GIVEN	PENALTY INTEREST	TIF AMOUNT	DISBURSE TOTAL	ATTORNEY	OTHER FEES	REFUND AMOUNT	PAYMENT AMOUNT
1987	M & O	.277800	1,049.81	.00	2,877.35	.00	3,927.16	514.25	.00	.00	4,441.41
	I & S	.000000	.00	.00	.00	.00	.00	.00	.00	.00	.00
	TOTAL	.277800	1,049.81	.00	2,877.35	.00	3,927.16	514.25	.00	.00	4,441.41
1986	M & O	.268300	1,164.01	.00	3,277.50	.00	4,441.51	575.21	.00	.00	5,016.72
	I & S	.001000	4.33	.00	12.22	.00	16.55	.00	.00	.00	16.55
	TOTAL	.269300	1,168.34	.00	3,289.72	.00	4,458.06	575.21	.00	.00	5,033.27
1985	M & O	.232000	355.23	.00	935.57	.00	1,290.80	172.66	.00	.00	1,463.46
	I & S	.003000	4.59	.00	12.11	.00	16.70	.00	.00	.00	16.70
	TOTAL	.235000	359.82	.00	947.68	.00	1,307.50	172.66	.00	.00	1,480.16
1984	M & O	.334000	280.97	.00	819.93	.00	1,100.90	161.30	.00	.00	1,262.20
	I & S	.003000	2.52	.00	7.39	.00	9.91	.00	.00	.00	9.91
	TOTAL	.337000	283.49	.00	827.32	.00	1,110.81	161.30	.00	.00	1,272.11
1983	M & O	.348000	339.71	.00	1,035.96	.00	1,375.67	203.75	.00	.00	1,579.42
	I & S	.005000	4.90	.00	14.88	.00	19.78	.00	.00	.00	19.78
	TOTAL	.353000	344.61	.00	1,050.84	.00	1,395.45	203.75	.00	.00	1,599.20
ALL	M & O		141,037,955.09	.00	5,342,632.82	5,585,069.83-	279,204,481.92-	2,455,063.41	.00	.00	148,835,651.32
ALL	I & S		18,427,796.72	.00	727,308.63	7,989,173.50-	38,834,068.15-	.00	.00	.00	19,155,105.35
ALL	TOTAL		159,465,751.81	.00	6,069,941.45	3,574,243.33-	318,038,550.07-	2,455,063.41	.00	.00	167,990,756.67
DLQ	M & O		10,803,030.54	.00	3,858,948.43	3,547,017.43-	408,885,038.46-	2,400,962.04	.00	.00	17,062,941.01
DLQ	I & S		1,603,210.83	.00	535,636.89	7,725,884.88-	55,587,037.16-	.00	.00	.00	2,138,847.72
DLQ	TOTAL		12,406,241.37	.00	4,394,585.32	1,272,902.31-	464,472,075.62-	2,400,962.04	.00	.00	19,201,788.73
CURR	M & O		130,234,924.55	.00	1,483,684.39	2,038,052.40-	129,680,556.54	54,101.37	.00	.00	131,772,710.31
CURR	I & S		16,824,585.89	.00	191,671.74	263,288.62-	16,752,969.01	.00	.00	.00	17,016,257.63
CURR	TOTAL		147,059,510.44	.00	1,675,356.13	2,301,341.02-	146,433,525.55	54,101.37	.00	.00	148,788,967.94

**ARMANDO BARRERA JR. TAX ASSR & COLL
HIDALGO COUNTY ENTITIES ANNUAL TAX COLLECTIONS REPORT
JULY 01, 2011 THRU JUNE 30, 2012**


TAX COLLECTIONS	BASE	PEN & INT	ATTY FEE	
	ROAD #02			
DELINQUENT	0.00	0.00	0.00	
TOTALS	0.00	0.00	0.00	<u>0.00</u>
	ROAD #05			
ROLLBACK	0.00	0.00	0.00	
DELINQUENT	954.06	1,960.29	421.77	
TOTALS	954.06	1,960.29	421.77	<u>3,336.12</u>
	ROAD #07			
DELINQUENT	0.00	0.00	0.00	
TOTALS	0.00	0.00	0.00	<u>0.00</u>
	ROAD #11			
DELINQUENT	0.00	0.00	0.00	
TOTALS	0.00	0.00	0.00	<u>0.00</u>
	ROAD #12			
DELINQUENT	0.00	0.00	0.00	
TOTALS	0.00	0.00	0.00	<u>0.00</u>
	ROAD #15			
DELINQUENT	134.79	404.31	80.64	
TOTALS	134.79	404.31	80.64	<u>619.74</u>
	STATE			
ROLLBACK	0.00	0.00	0.00	
DELINQUENT	0.00	0.00	0.00	
TOTALS	0.00	0.00	0.00	<u>0.00</u>
				
DELINQUENT	0.00	0.00	0.00	
TOTALS	0.00	0.00	0.00	<u>0.00</u>
OTHER REVENUE				
SPECIAL INVENTORY VARIANCE	0.00			
TOTAL OTHER REVENUE	0.00			<u>0.00</u>
TOTAL COLLECTED 2011-2012 FISCAL YEAR HIDALGO COUNTY ENTITIES				<u>3,955.86</u>

DISBURSEMENTS


ATTORNEY FEES	502.41	
LESS ATTORNEY FEES REFUNDS	0.00	
TOTAL ATTORNEY FEES	502.41	
PRIOR YEAR CREDITS	0.00	
PRIOR YEAR REFUNDS	0.00	
TOTAL REFUNDS & ATTORNEY FEES		502.41
RECAP		
TOTAL CURRENT/DELINQUENT/ROLLBACK BASE	1,088.85	
TOTAL PENALTY & INTEREST	2,364.60	
TOTAL TAX COLLECTIONS	3,453.45	
TOTAL ATTORNEY FEES	502.41	
TOTAL OTHER REVENUE	0.00	
TOTAL COLLECTED 2011/2012	3,955.86	
LESS CREDITS & ATTORNEY FEES	502.41	
LESS REFUNDS DISBURSED THRU FISCAL YEAR	0.00	
TOTAL REVENUE DISBURSED TO COUNTY ENTITIES		3,453.45
TOTAL DISBURSED 2011/2012 FISCAL YEAR HIDALGO COUNTY ENTITIES		3,955.86
	DIFF.	0.00

AFFIDAVIT

I, ARMANDO BARRERA JR., ASSESSOR-COLLECTOR OF TAXES FOR HIDALGO COUNTY ENTITIES, DO SOLEMNLY SWEAR THAT THE ABOVE STATEMENT OF TAXES COLLECTED BY ME FOR THE FISCAL YEAR 2011-2012 IS CORRECT




ASSESSOR- COLLECTOR OF TAXES FOR HIDALGO COUNTY ENTITIES



SWORN AND SUBSCRIBED BEFORE ME THIS 23rd DAY OF JULY 2012.


NOTARY PUBLIC, HIDALGO COUNTY, TEXAS



YEAR	FUND	TAX RATE	LEVY PAID	DISCOUNT GIVEN	PENALTY INTEREST	TIF AMOUNT	DISBURSE TOTAL	ATTORNEY	OTHER FEES	REFUND AMOUNT	PAYMENT AMOUNT
1999	M & O	.000000	.00	.00	.00	.00	.00	40.20	.00	.00	40.20
	I & S	.010900	106.70	.00	164.89	.00	271.59	.00	.00	.00	271.59
	TOTAL	.010900	106.70	.00	164.89	.00	271.59	40.20	.00	.00	311.79
1998	M & O	.000000	.00	.00	.00	.00	.00	50.96	.00	.00	50.96
	I & S	.019500	130.31	.00	215.50	.00	345.81	.00	.00	.00	345.81
	TOTAL	.019500	130.31	.00	215.50	.00	345.81	50.96	.00	.00	396.77
1997	M & O	.000000	.00	.00	.00	.00	.00	54.06	.00	.00	54.06
	I & S	.023000	132.29	.00	234.81	.00	367.10	.00	.00	.00	367.10
	TOTAL	.023000	132.29	.00	234.81	.00	367.10	54.06	.00	.00	421.16
1996	M & O	.000000	.00	.00	.00	.00	.00	57.49	.00	.00	57.49
	I & S	.025000	132.79	.00	253.33	.00	386.12	.00	.00	.00	386.12
	TOTAL	.025000	132.79	.00	253.33	.00	386.12	57.49	.00	.00	443.61
1995	M & O	.000000	.00	.00	.00	.00	.00	53.67	.00	.00	53.67
	I & S	.025000	121.29	.00	243.79	.00	365.08	.00	.00	.00	365.08
	TOTAL	.025000	121.29	.00	243.79	.00	365.08	53.67	.00	.00	418.75
1994	M & O	.000000	.00	.00	.00	.00	.00	39.45	.00	.00	39.45
	I & S	.020000	85.84	.00	182.62	.00	268.46	.00	.00	.00	268.46
	TOTAL	.020000	85.84	.00	182.62	.00	268.46	39.45	.00	.00	307.91
1993	M & O	.000000	.00	.00	.00	.00	.00	27.93	.00	.00	27.93
	I & S	.020000	57.44	.00	130.18	.00	187.62	.00	.00	.00	187.62
	TOTAL	.020000	57.44	.00	130.18	.00	187.62	27.93	.00	.00	215.55
1992	M & O	.000000	.00	.00	.00	.00	.00	21.33	.00	.00	21.33
	I & S	.020000	41.86	.00	100.63	.00	142.49	.00	.00	.00	142.49
	TOTAL	.020000	41.86	.00	100.63	.00	142.49	21.33	.00	.00	163.82
1991	M & O	.000000	.00	.00	.00	.00	.00	9.56	.00	.00	9.56
	I & S	.010000	18.14	.00	45.69	.00	63.83	.00	.00	.00	63.83
	TOTAL	.010000	18.14	.00	45.69	.00	63.83	9.56	.00	.00	73.39
1990	M & O	.010000	8.71	.00	23.02	.00	31.73	4.76	.00	.00	36.49
	I & S	.000000	.00	.00	.00	.00	.00	.00	.00	.00	.00
	TOTAL	.010000	8.71	.00	23.02	.00	31.73	4.76	.00	.00	36.49
1989	M & O	.020000	9.97	.00	27.55	.00	37.52	5.64	.00	.00	43.16
	I & S	.000000	.00	.00	.00	.00	.00	.00	.00	.00	.00
	TOTAL	.020000	9.97	.00	27.55	.00	37.52	5.64	.00	.00	43.16
1988	M & O	.000000	.00	.00	.00	.00	.00	4.09	.00	.00	4.09
	I & S	.020000	6.96	.00	20.23	.00	27.19	.00	.00	.00	27.19
	TOTAL	.020000	6.96	.00	20.23	.00	27.19	4.09	.00	.00	31.28

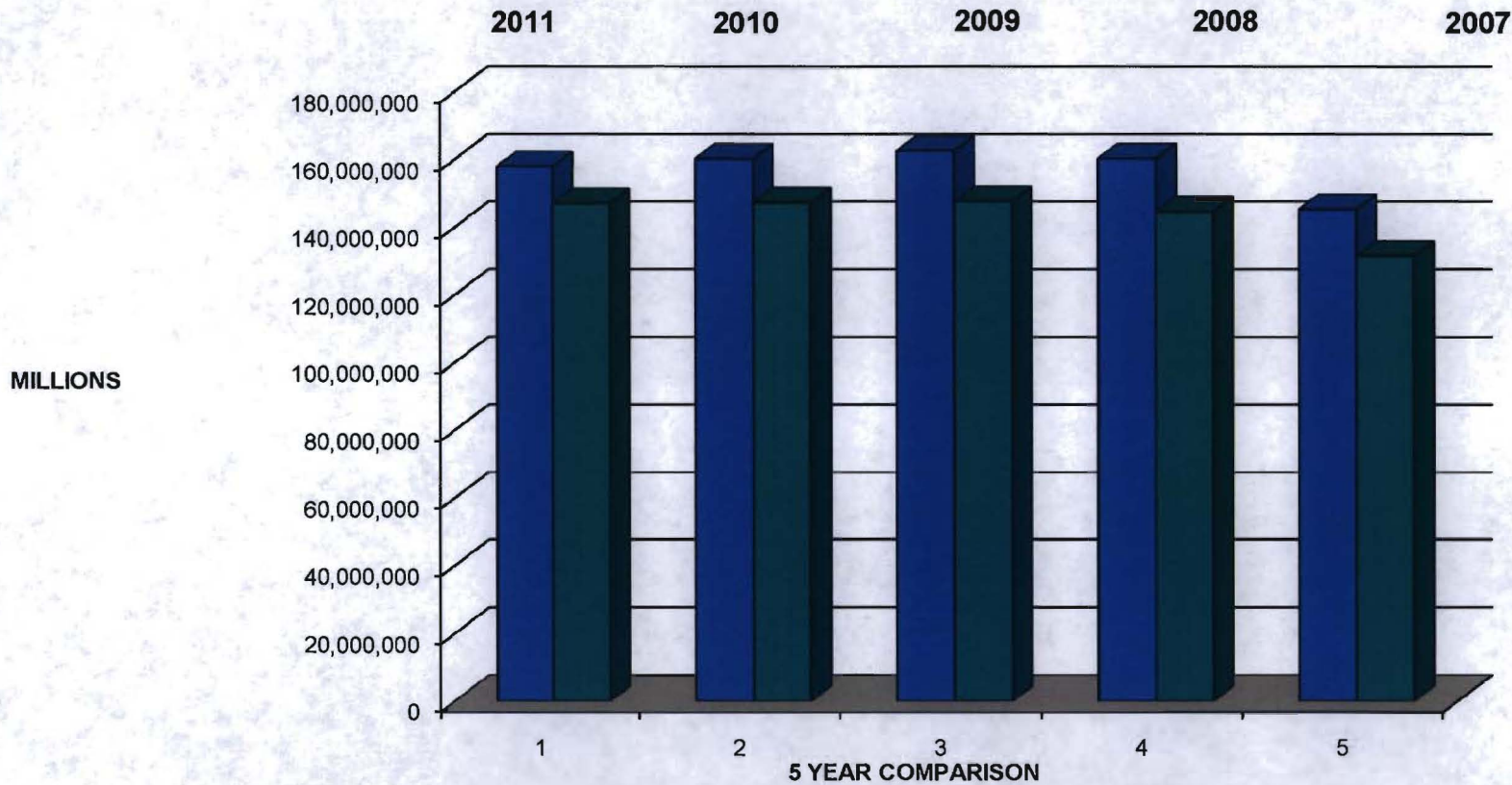
YEAR	FUND	TAX RATE	LEVY PAID	DISCOUNT GIVEN	PENALTY INTEREST	TIF AMOUNT	DISBURSE TOTAL	ATTORNEY	OTHER FEES	REFUND AMOUNT	PAYMENT AMOUNT
1999	M & O	.000000	.00	.00	.00	.00	.00	40.20	.00	.00	40.20
	I & S	.010900	106.70	.00	164.89	.00	271.59	.00	.00	.00	271.59
	TOTAL	.010900	106.70	.00	164.89	.00	271.59	40.20	.00	.00	311.79
1998	M & O	.000000	.00	.00	.00	.00	.00	50.96	.00	.00	50.96
	I & S	.019500	130.31	.00	215.50	.00	345.81	.00	.00	.00	345.81
	TOTAL	.019500	130.31	.00	215.50	.00	345.81	50.96	.00	.00	396.77
1997	M & O	.000000	.00	.00	.00	.00	.00	54.06	.00	.00	54.06
	I & S	.023000	132.29	.00	234.81	.00	367.10	.00	.00	.00	367.10
	TOTAL	.023000	132.29	.00	234.81	.00	367.10	54.06	.00	.00	421.16
1996	M & O	.000000	.00	.00	.00	.00	.00	57.49	.00	.00	57.49
	I & S	.025000	132.79	.00	253.33	.00	386.12	.00	.00	.00	386.12
	TOTAL	.025000	132.79	.00	253.33	.00	386.12	57.49	.00	.00	443.61
1995	M & O	.000000	.00	.00	.00	.00	.00	53.67	.00	.00	53.67
	I & S	.025000	121.29	.00	243.79	.00	365.08	.00	.00	.00	365.08
	TOTAL	.025000	121.29	.00	243.79	.00	365.08	53.67	.00	.00	418.75
1994	M & O	.000000	.00	.00	.00	.00	.00	39.45	.00	.00	39.45
	I & S	.020000	85.84	.00	182.62	.00	268.46	.00	.00	.00	268.46
	TOTAL	.020000	85.84	.00	182.62	.00	268.46	39.45	.00	.00	307.91
1993	M & O	.000000	.00	.00	.00	.00	.00	27.93	.00	.00	27.93
	I & S	.020000	57.44	.00	130.18	.00	187.62	.00	.00	.00	187.62
	TOTAL	.020000	57.44	.00	130.18	.00	187.62	27.93	.00	.00	215.55
1992	M & O	.000000	.00	.00	.00	.00	.00	21.33	.00	.00	21.33
	I & S	.020000	41.86	.00	100.63	.00	142.49	.00	.00	.00	142.49
	TOTAL	.020000	41.86	.00	100.63	.00	142.49	21.33	.00	.00	163.82
1991	M & O	.000000	.00	.00	.00	.00	.00	9.56	.00	.00	9.56
	I & S	.010000	18.14	.00	45.69	.00	63.83	.00	.00	.00	63.83
	TOTAL	.010000	18.14	.00	45.69	.00	63.83	9.56	.00	.00	73.39
1990	M & O	.010000	8.71	.00	23.02	.00	31.73	4.76	.00	.00	36.49
	I & S	.000000	.00	.00	.00	.00	.00	.00	.00	.00	.00
	TOTAL	.010000	8.71	.00	23.02	.00	31.73	4.76	.00	.00	36.49
1989	M & O	.020000	9.97	.00	27.55	.00	37.52	5.64	.00	.00	43.16
	I & S	.000000	.00	.00	.00	.00	.00	.00	.00	.00	.00
	TOTAL	.020000	9.97	.00	27.55	.00	37.52	5.64	.00	.00	43.16
1988	M & O	.000000	.00	.00	.00	.00	.00	4.09	.00	.00	4.09
	I & S	.020000	6.96	.00	20.23	.00	27.19	.00	.00	.00	27.19
	TOTAL	.020000	6.96	.00	20.23	.00	27.19	4.09	.00	.00	31.28

PART 2

ARMANDO BARRERA JR, TAX ASSESSOR/COLLECTOR
HIDALGO COUNTY ENTITIES CURRENT TAX COLLECTION REPORT
FOR THE MONTH OF JUNE 2012

<u>AD VALOREM - HIDALGO COUNTY</u>	<u>2011-2012</u>	<u>2010-2011</u>	<u>DIFFERENCE</u>
<u>2011 CURRENT</u>			
ORIGINAL LEVY	158,157,251.97	160,318,223.74	(2,160,971.77)
MODIFICATIONS	(234,832.75)	(15,398.61)	(219,434.14)
CURRENT LEVY	157,922,419.22	160,302,825.13	(2,380,405.91)
CURRENT COLLECTIONS THIS MONTH	2,247,727.29	1,767,195.85	480,531.44
CURRENT COLLECTIONS TO DATE	147,059,510.44	147,294,797.46	(235,287.02)
OUTSTANDING TO DATE	10,862,908.78	13,008,027.67	(2,145,118.89)
PERCENT COLLECTED/ORIGINAL	92.98%	91.88%	1.10%
PERCENT COLLECTED/MODIFIED	93.12%	91.89%	1.23%
 TOTAL COLLECTIONS FISCAL YEAR	 147,059,510.44	 147,294,797.46	

HIDALGO COUNTY CURRENT YEARS BASE TAX



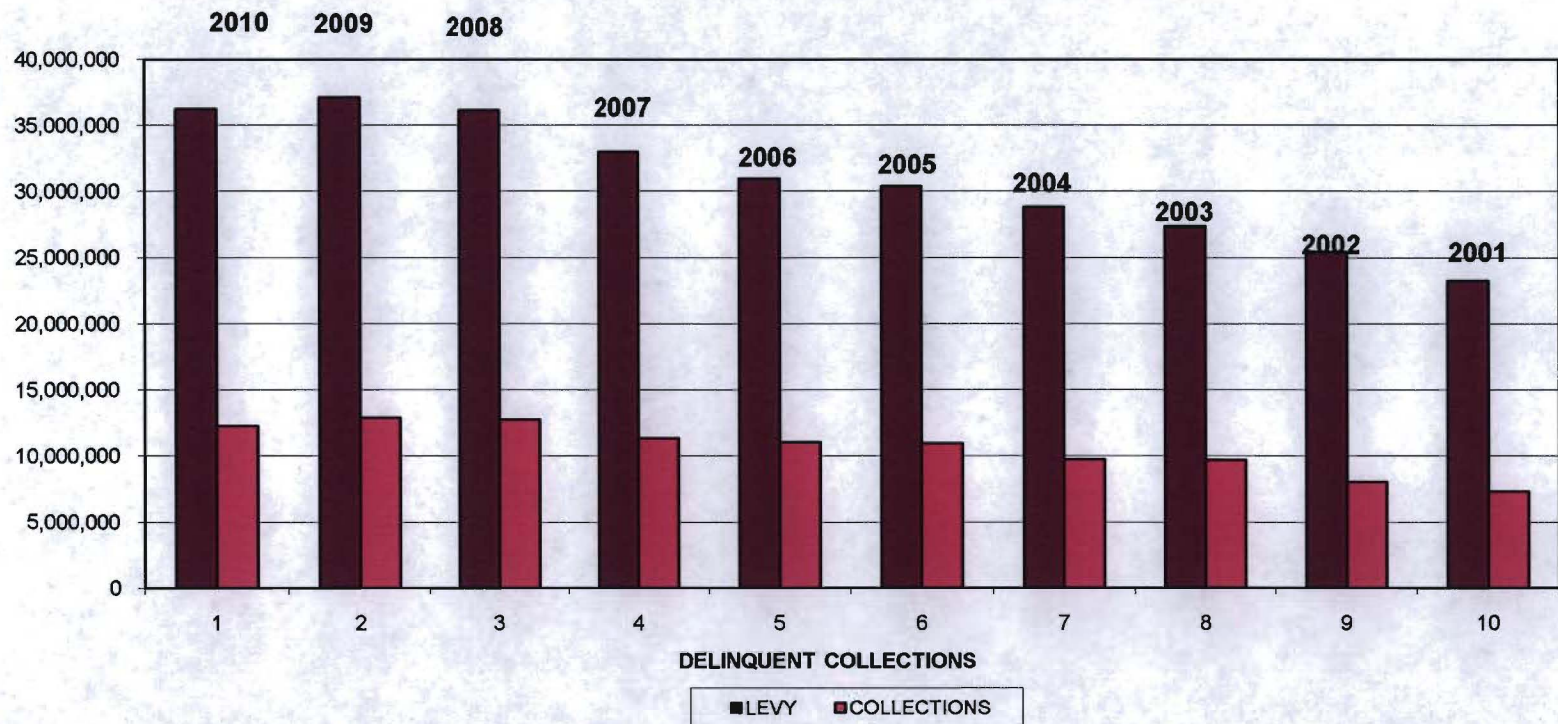
YEAR	ORIG. LEVY	MODIFICATONS	ADJUSTED LEVY	COLLECTIONS	PERCENT
2011	158,157,252	-234,833	157,922,419	147,059,510	93.12%
2010	160,318,224	-15,399	160,302,825	147,294,797	91.89%
2009	161,386,867	1,156,722	162,543,589	147,676,472	90.85%
2008	154,988,101	5,352,488	160,340,589	144,761,608	90.28%
2007	141,315,869	4,053,312	145,369,181	131,675,072	90.58%

PART 3

ARMANDO BARRERA JR, TAX ASSESSOR/COLLECTOR
HIDALGO COUNTY ENTITIES DELINQUENT TAX COLLECTION REPORT
FOR THE MONTH OF JUNE 2012

	<u>2010 & PRIOR</u>	<u>2009 & PRIOR</u>	<u>DIFFERENCE</u>
<u>AD VALOREM - HIDALGO COUNTY</u>			
ORIGINAL LEVY	37,265,712.35	38,313,467.69	(1,047,755.34)
MODIFICATIONS	(986,593.07)	(1,175,330.55)	188,737.48
DELINQUENT LEVY	36,279,119.28	37,138,137.14	(859,017.86)
DELINQUENT COLLECTIONS THIS MONTH	723,869.21	622,722.90	101,146.31
DELINQUENT COLLECTIONS TO DATE	12,286,078.95	12,880,452.46	(594,373.51)
OUTSTANDING TO DATE	23,993,040.33	24,257,684.68	(264,644.35)
PERCENT COLLECTED/ORIGINAL	32.97%	33.62%	-0.65%
PERCENT COLLECTED/MODIFIED	33.87%	34.68%	-0.81%
 TOTAL COLLECTIONS FISCAL YEAR	 12,286,078.95	 12,880,452.46	

HIDALGO COUNTY DELINQUENT YEARS BASE TAX



YEAR	ORIG. LEVY	MODIFICATIONS	ADJUSTED LEVY	COLLECTIONS	PERCENT
2010 & PRIOR	37,265,712	-986,593	36,279,119	12,286,079	33.87%
2009 & PRIOR	38,313,468	-1,175,331	37,138,137	12,880,452	34.68%
2008 & PRIOR	37,253,036	-1,064,095	36,188,941	12,742,590	35.21%
2007 & PRIOR	33,599,973	-597,590	33,002,382	11,328,327	34.33%
2006 & PRIOR	31,541,511	-581,723	30,959,788	11,053,924	35.70%
2005 & PRIOR	31,029,148	-613,847	30,415,301	10,949,365	36.00%
2004 & PRIOR	29,084,650	-256,336	28,828,314	9,729,562	33.75%
2003 & PRIOR	27,592,045	-188,665	27,403,380	9,681,176	35.33%
2002 & PRIOR	25,617,631	-184,094	25,433,537	8,060,577	31.69%
2001 & PRIOR	23,503,793	-207,386	23,296,407	7,313,029	31.39%

PART 4

TAX COLLECTION SYSTEM
TAX COLLECTOR MONTHLY REPORT
FROM 07/01/2011 TO 06/30/2012

JURISDICTION: 0001 HIDALGO COUNTY

	CERT TAXABLE VALUE	ADJUSTMENTS	ADJ TAX VALUE	TAX RATE	TAX LEVY	PAID ACCTS
CURRENT YEAR	27,044,262,202	35,193,495-	27,009,068,707	0.590000	157,963,128.42	287,019

YEAR	TAXES DUE	MONTH ADJ	ADJUSTMENT YTD	LEVY PAID	PAID YTD	BALANCE	COLL %	YTD UNCOLL
2011	158,157,251.97	194,123.55-	194,123.55-	147,059,510.44	147,059,510.44	10,903,617.98	93.10	407.73-
	ADJUSTMENT REFUNDS	162,097.27-	162,097.27-					
2010	13,012,500.75	187,034.36-	187,034.36-	6,929,637.62	6,929,637.62	5,895,828.77	54.03	2,571.25-
	ADJUSTMENT REFUNDS	192,564.22-	192,564.22-					
2009	6,798,874.76	77,311.77-	77,311.77-	2,440,475.48	2,440,475.48	4,281,087.51	36.31	6,633.11-
	ADJUSTMENT REFUNDS	93,194.89-	93,194.89-					
2008	4,277,371.26	8,564.07-	8,564.07-	1,197,261.05	1,197,261.05	3,071,546.14	28.05	12,719.75-
	ADJUSTMENT REFUNDS	27,725.41-	27,725.41-					
2007	3,011,585.27	37,546.55-	37,546.55-	685,813.20	685,813.20	2,363,318.62	22.49	16,287.03-
	ADJUSTMENT REFUNDS	7,652.53-	7,652.53-					
2006	2,135,855.87	187,706.98-	187,706.98-	360,294.38	360,294.38	1,587,854.51	18.49	12,092.89-
	ADJUSTMENT REFUNDS	4,166.57-	4,166.57-					
2005	1,619,123.10	114,205.86-	114,205.86-	219,835.00	219,835.00	1,285,082.24	14.61	16,391.94-
	ADJUSTMENT REFUNDS	164.18-	164.18-					
2004	1,272,557.67	25,419.30-	25,419.30-	156,354.53	156,354.53	1,090,783.84	12.54	8,223.77-
	ADJUSTMENT REFUNDS	90.91-	90.91-					
2003	961,698.78	18,313.21-	18,313.21-	112,287.28	112,287.28	831,098.29	11.90	8,513.10-
	ADJUSTMENT REFUNDS	.01-	.01-					
2002	813,696.96	15,472.75-	15,472.75-	74,072.43	74,072.43	724,151.78	9.28	6,547.62-
	ADJUSTMENT REFUNDS	14,291.12-	14,291.12-	52,543.50	52,543.50	585,342.20	8.24	5,875.05-
2001	652,176.82	430.26-	430.26-					
	ADJUSTMENT REFUNDS	12,010.95-	12,010.95-	42,344.86	42,344.86	484,010.31	8.04	4,853.86-
2000	538,366.12	330.04-	330.04-					
	ADJUSTMENT REFUNDS	6,251.18-	6,251.18-	28,565.16	28,565.16	344,092.70	7.67	3,597.32-
1999	378,909.04	5,520.23-	5,520.23-	21,534.39	21,534.39	303,728.65	6.62	2,870.81-
	ADJUSTMENT REFUNDS	4,218.98-	4,218.98-	21,016.23	21,016.23	271,496.96	7.18	2,512.58-
1998	330,783.27	5,979.11-	5,979.11-	18,760.16	18,760.16	224,242.88	7.72	2,142.80-
	ADJUSTMENT REFUNDS	3.26-	3.26-					
1997	296,732.17	6,431.50-	6,431.50-	11,888.12	11,888.12	193,067.77	5.80	1,657.47-
	ADJUSTMENT REFUNDS	4,779.68-	4,779.68-	9,304.05	9,304.05	161,332.39	5.45	1,297.22-
1996	248,982.15	4,020.49-	4,020.49-	6,756.75	6,756.75	126,039.49	5.09	1,250.03-
	ADJUSTMENT REFUNDS	4,287.29-	4,287.29-	4,974.39	4,974.39	109,069.08	4.36	1,015.63-
1995	211,387.39	2,207.26-	2,207.26-	4,004.58	4,004.58	87,600.22	4.37	793.09-
	ADJUSTMENT REFUNDS	50,900.37-	50,900.37-	8,518.21	8,518.21	170,172.28	4.77	5,051.31-
1994	175,416.12							
1993	136,816.73							
1992	118,330.76							
1991	93,812.06							
1990	229,590.86							
****	195,471,819.88	911,503.46-	911,503.46-	159,465,751.81	159,465,751.81	35,094,564.61		123,305.36-
	ADJUSTMENT REFUNDS	488,419.55-	488,419.55-					

TAX COLLECTION SYSTEM
TAX COLLECTOR MONTHLY REPORT
FROM 07/01/2011 TO 06/30/2012

FISCAL START: 07/01/2011 END: 06/30/2012 JURISDICTION: 0001 HIDALGO COUNTY

	CERT TAXABLE VALUE	ADJUSTMENTS	ADJ TAX VALUE	TAX RATE	TAX LEVY	PAID ACCTS
CURRENT YEAR	27,044,262,202	35,193,495-	27,009,068,707	0.590000	157,963,128.42	287,019

YEAR	TAXES DUE	MONTH ADJ	ADJUSTMENT YTD	LEVY PAID	PAID YTD	BALANCE	COLL %	YTD UNCOLL
2011	158,157,251.97	194,123.55-	194,123.55-	147,059,510.44	147,059,510.44	10,903,617.98	93.10	407.73-
2010	13,012,500.75	187,034.36-	187,034.36-	6,929,637.62	6,929,637.62	5,895,828.77	54.03	2,571.25-
2009	6,798,874.76	77,311.77-	77,311.77-	2,440,475.48	2,440,475.48	4,281,087.51	36.31	6,633.11-
2008	4,277,371.26	8,564.07-	8,564.07-	1,197,261.05	1,197,261.05	3,071,546.14	28.05	12,719.75-
2007	3,011,585.27	37,546.55	37,546.55	685,813.20	685,813.20	2,363,318.62	22.49	16,287.03-
2006	2,135,855.87	187,706.98-	187,706.98-	360,294.38	360,294.38	1,587,854.51	18.49	12,092.89-
2005	1,619,123.10	114,205.86-	114,205.86-	219,835.00	219,835.00	1,285,082.24	14.61	16,391.94-
2004	1,272,557.67	25,419.30-	25,419.30-	156,354.53	156,354.53	1,090,783.84	12.54	8,223.77-
2003	961,698.78	18,313.21-	18,313.21-	112,287.28	112,287.28	831,098.29	11.90	8,513.10-
2002	813,696.96	15,472.75-	15,472.75-	74,072.43	74,072.43	724,151.78	9.28	6,547.62-
2001	652,176.82	14,291.12-	14,291.12-	52,543.50	52,543.50	585,342.20	8.24	5,875.05-
2000	538,366.12	12,010.95-	12,010.95-	42,344.86	42,344.86	484,010.31	8.04	4,853.86-
1999	378,909.04	6,251.18-	6,251.18-	28,565.16	28,565.16	344,092.70	7.67	3,597.32-
1998	330,783.27	5,520.23-	5,520.23-	21,534.39	21,534.39	303,728.65	6.62	2,870.81-
1997	296,732.17	4,218.98-	4,218.98-	21,016.23	21,016.23	271,496.96	7.18	2,512.58-
1996	248,982.15	5,979.11-	5,979.11-	18,760.16	18,760.16	224,242.88	7.72	2,142.80-
1995	211,387.39	6,431.50-	6,431.50-	11,888.12	11,888.12	193,067.77	5.80	1,657.47-
1994	175,416.12	4,779.68-	4,779.68-	9,304.05	9,304.05	161,332.39	5.45	1,297.22-
1993	136,816.73	4,020.49-	4,020.49-	6,756.75	6,756.75	126,039.49	5.09	1,250.03-
1992	118,330.76	4,287.29-	4,287.29-	4,974.39	4,974.39	109,069.08	4.36	1,015.63-
1991	93,812.06	2,207.26-	2,207.26-	4,004.58	4,004.58	87,600.22	4.37	793.09-
1990	229,590.86	50,900.37-	50,900.37-	8,518.21	8,518.21	170,172.28	4.77	5,051.31-
****	195,471,819.88	911,503.46-	911,503.46-	159,465,751.81	159,465,751.81	35,094,564.61		123,305.36-

TAX COLLECTION SYSTEM
TAX COLLECTOR MONTHLY REPORT
FROM 07/01/2011 TO 06/30/2012

JURISDICTION: 0001 HIDALGO COUNTY

	CERT TAXABLE VALUE	ADJUSTMENTS	ADJ TAX VALUE	TAX RATE	TAX LEVY	PAID ACCTS
CURRENT YEAR	27,044,262,202	35,193,495-	27,009,068,707	0.590000	157,922,419.22	287,015

YEAR	TAXES DUE	MONTH ADJ	ADJUSTMENT YTD	LEVY PAID	PAID YTD	BALANCE	COLL %	YTD UNCOLL
2011	158,157,251.97	234,832.75-	234,832.75-	147,059,510.44	147,059,510.44	10,862,908.78	93.12	407.73-
	ADJUSTMENT REFUNDS	162,097.27-	162,097.27-					
2010	13,008,027.67	253,667.25-	253,667.25-	6,919,355.04	6,919,355.04	5,835,005.38	54.25	2,571.25-
	ADJUSTMENT REFUNDS	192,564.22-	192,564.22-					
2009	6,792,523.44	141,939.88-	141,939.88-	2,423,208.42	2,423,208.42	4,227,375.14	36.44	6,633.11-
	ADJUSTMENT REFUNDS	93,194.89-	93,194.89-					
2008	4,275,576.99	57,997.15-	57,997.15-	1,186,167.85	1,186,167.85	3,031,411.99	28.12	12,719.75-
	ADJUSTMENT REFUNDS	27,725.41-	27,725.41-					
2007	3,006,327.87	32,567.17-	32,567.17-	629,783.67	629,783.67	2,343,977.03	21.18	16,287.03-
	ADJUSTMENT REFUNDS	7,652.53-	7,652.53-					
2006	2,127,197.56	206,057.50-	206,057.50-	345,886.00	345,886.00	1,575,254.06	18.00	12,092.89-
	ADJUSTMENT REFUNDS	4,166.57-	4,166.57-					
2005	1,614,192.76	114,260.70-	114,260.70-	217,494.12	217,494.12	1,282,437.94	14.50	16,391.94-
	ADJUSTMENT REFUNDS	164.18-	164.18-					
2004	1,266,576.58	25,419.30-	25,419.30-	152,876.07	152,876.07	1,088,281.21	12.32	8,223.77-
	ADJUSTMENT REFUNDS	90.91-	90.91-					
2003	955,210.45	18,313.21-	18,313.21-	107,996.38	107,996.38	828,900.86	11.53	8,513.10-
	ADJUSTMENT REFUNDS	.01-	.01-					
2002	810,805.71	15,472.75-	15,472.75-	73,101.00	73,101.00	722,231.96	9.19	6,547.62-
2001	651,489.26	14,291.12-	14,291.12-	52,543.50	52,543.50	584,654.64	8.25	5,875.05-
	ADJUSTMENT REFUNDS	430.26-	430.26-					
2000	538,069.30	12,010.95-	12,010.95-	42,344.86	42,344.86	483,713.49	8.05	4,853.86-
	ADJUSTMENT REFUNDS	330.04-	330.04-					
1999	378,723.72	6,251.18-	6,251.18-	28,565.16	28,565.16	343,907.38	7.67	3,597.32-
1998	330,783.27	5,520.23-	5,520.23-	21,534.39	21,534.39	303,728.65	6.62	2,870.81-
1997	296,722.26	4,218.98-	4,218.98-	21,016.23	21,016.23	271,487.05	7.18	2,512.58-
1996	248,982.15	5,979.11-	5,979.11-	18,760.16	18,760.16	224,242.88	7.72	2,142.80-
	ADJUSTMENT REFUNDS	3.26-	3.26-					
1995	211,387.39	6,431.50-	6,431.50-	11,888.12	11,888.12	193,067.77	5.80	1,657.47-
1994	174,565.56	4,779.68-	4,779.68-	9,304.05	9,304.05	160,481.83	5.48	1,297.22-
1993	136,816.73	4,020.49-	4,020.49-	6,756.75	6,756.75	126,039.49	5.09	1,250.03-
1992	118,330.76	4,287.29-	4,287.29-	4,974.39	4,974.39	109,069.08	4.36	1,015.63-
1991	93,812.06	2,207.26-	2,207.26-	4,004.58	4,004.58	87,600.22	4.37	793.09-
1990	229,590.86	50,900.37-	50,900.37-	8,518.21	8,518.21	170,172.28	4.77	5,051.31-
****	195,422,964.32	1,221,425.82-	1,221,425.82-	159,345,589.39	159,345,589.39	34,855,949.11		123,305.36-
	ADJUSTMENT REFUNDS	488,419.55-	488,419.55-					

TAX COLLECTION SYSTEM
TAX COLLECTOR MONTHLY REPORT
FROM 07/01/2011 TO 06/30/2012

EXCLUDES AG ROLLBACK

FISCAL START: 07/01/2011 END: 06/30/2012 JURISDICTION: 0001 HIDALGO COUNTY

	CERT TAXABLE VALUE	ADJUSTMENTS	ADJ TAX VALUE	TAX RATE	TAX LEVY	PAID ACCTS
	-----	-----	-----	-----	-----	-----
CURRENT YEAR	27,044,262,202	35,193,495-	27,009,068,707	0.590000	157,922,419.22	287,015
	-----	-----	-----	-----	-----	-----

YEAR	TAXES DUE	MONTH ADJ	ADJUSTMENT YTD	LEVY PAID	PAID YTD	BALANCE	COLL %	YTD UNCOLL
	-----	-----	-----	-----	-----	-----	-----	-----
2011	158,157,251.97	234,832.75-	234,832.75-	147,059,510.44	147,059,510.44	10,862,908.78	93.12	407.73-
2010	13,008,027.67	253,667.25-	253,667.25-	6,919,355.04	6,919,355.04	5,835,005.38	54.25	2,571.25-
2009	6,792,523.44	141,939.88-	141,939.88-	2,423,208.42	2,423,208.42	4,227,375.14	36.44	6,633.11-
2008	4,275,576.99	57,997.15-	57,997.15-	1,186,167.85	1,186,167.85	3,031,411.99	28.12	12,719.75-
2007	3,006,327.87	32,567.17-	32,567.17-	629,783.67	629,783.67	2,343,977.03	21.18	16,287.03-
2006	2,127,197.56	206,057.50-	206,057.50-	345,886.00	345,886.00	1,575,254.06	18.00	12,092.89-
2005	1,614,192.76	114,260.70-	114,260.70-	217,494.12	217,494.12	1,282,437.94	14.50	16,391.94-
2004	1,266,576.58	25,419.30-	25,419.30-	152,876.07	152,876.07	1,088,281.21	12.32	8,223.77-
2003	955,210.45	18,313.21-	18,313.21-	107,996.38	107,996.38	828,900.86	11.53	8,513.10-
2002	810,805.71	15,472.75-	15,472.75-	73,101.00	73,101.00	722,231.96	9.19	6,547.62-
2001	651,489.26	14,291.12-	14,291.12-	52,543.50	52,543.50	584,654.64	8.25	5,875.05-
2000	538,069.30	12,010.95-	12,010.95-	42,344.86	42,344.86	483,713.49	8.05	4,853.86-
1999	378,723.72	6,251.18-	6,251.18-	28,565.16	28,565.16	343,907.38	7.67	3,597.32-
1998	330,783.27	5,520.23-	5,520.23-	21,534.39	21,534.39	303,728.65	6.62	2,870.81-
1997	296,722.26	4,218.98-	4,218.98-	21,016.23	21,016.23	271,487.05	7.18	2,512.58-
1996	248,982.15	5,979.11-	5,979.11-	18,760.16	18,760.16	224,242.88	7.72	2,142.80-
1995	211,387.39	6,431.50-	6,431.50-	11,888.12	11,888.12	193,067.77	5.80	1,657.47-
1994	174,565.56	4,779.68-	4,779.68-	9,304.05	9,304.05	160,481.83	5.48	1,297.22-
1993	136,816.73	4,020.49-	4,020.49-	6,756.75	6,756.75	126,039.49	5.09	1,250.03-
1992	118,330.76	4,287.29-	4,287.29-	4,974.39	4,974.39	109,069.08	4.36	1,015.63-
1991	93,812.06	2,207.26-	2,207.26-	4,004.58	4,004.58	87,600.22	4.37	793.09-
1990	229,590.86	50,900.37-	50,900.37-	8,518.21	8,518.21	170,172.28	4.77	5,051.31-
****	195,422,964.32	1,221,425.82-	1,221,425.82-	159,345,589.39	159,345,589.39	34,855,949.11		123,305.36-

TAX COLLECTION SYSTEM
TAX COLLECTOR MONTHLY REPORT
FROM 07/01/2011 TO 06/30/2012

JURISDICTION: 0001 HIDALGO COUNTY

	CERT TAXABLE VALUE	ADJUSTMENTS	ADJ TAX VALUE	TAX RATE	TAX LEVY	PAID ACCTS
	-----	-----	-----	-----	-----	-----
CURRENT YEAR	0	0	0	0.590000	40,709.20	1
	-----	-----	-----	-----	-----	-----

YEAR	TAXES DUE	MONTH ADJ	ADJUSTMENT YTD	LEVY PAID	PAID YTD	BALANCE	COLL %	YTD UNCOLL

2011	0.00	40,709.20	40,709.20	0.00	0.00	40,709.20		0.00
ADJUSTMENT REFUNDS		162,097.27-	162,097.27-					
2010	4,473.08	66,632.89	66,632.89	10,282.58	10,282.58	60,823.39	14.46	0.00
ADJUSTMENT REFUNDS		192,564.22-	192,564.22-					
2009	6,351.32	64,628.11	64,628.11	17,267.06	17,267.06	53,712.37	24.33	0.00
ADJUSTMENT REFUNDS		93,194.89-	93,194.89-					
2008	1,794.27	49,433.08	49,433.08	11,093.20	11,093.20	40,134.15	21.65	0.00
ADJUSTMENT REFUNDS		27,725.41-	27,725.41-					
2007	5,257.40	70,113.72	70,113.72	56,029.53	56,029.53	19,341.59	74.34	0.00
ADJUSTMENT REFUNDS		7,652.53-	7,652.53-					
2006	8,658.31	18,350.52	18,350.52	14,408.38	14,408.38	12,600.45	53.35	0.00
ADJUSTMENT REFUNDS		4,166.57-	4,166.57-					
2005	4,930.34	54.84	54.84	2,340.88	2,340.88	2,644.30	46.96	0.00
ADJUSTMENT REFUNDS		164.18-	164.18-					
2004	5,981.09	.00	.00	3,478.46	3,478.46	2,502.63	58.16	0.00
ADJUSTMENT REFUNDS		90.91-	90.91-					
2003	6,488.33	.00	.00	4,290.90	4,290.90	2,197.43	66.13	0.00
ADJUSTMENT REFUNDS		.01-	.01-					
2002	2,891.25	.00	.00	971.43	971.43	1,919.82	33.60	0.00
2001	687.56	.00	.00	0.00	0.00	687.56		0.00
ADJUSTMENT REFUNDS		430.26-	430.26-					
2000	296.82	.00	.00	0.00	0.00	296.82		0.00
ADJUSTMENT REFUNDS		330.04-	330.04-					
1999	185.32	.00	.00	0.00	0.00	185.32		0.00
1997	9.91	.00	.00	0.00	0.00	9.91		0.00
1994	850.56	.00	.00	0.00	0.00	850.56		0.00
****	48,855.56	309,922.36	309,922.36	120,162.42	120,162.42	238,615.50		0.00
ADJUSTMENT REFUNDS		488,416.29-	488,416.29-					

TAX COLLECTION SYSTEM
 TAX COLLECTOR MONTHLY REPORT
 FROM 07/01/2011 TO 06/30/2012

AG ROLLBACK ONLY

FISCAL START: 07/01/2011 END: 06/30/2012 JURISDICTION: 0001 HIDALGO COUNTY

	CERT TAXABLE VALUE	ADJUSTMENTS	ADJ TAX VALUE	TAX RATE	TAX LEVY	PAID ACCTS
CURRENT YEAR	0	0	0	0.590000	40,709.20	1

YEAR	TAXES DUE	MONTH ADJ	ADJUSTMENT YTD	LEVY PAID	PAID YTD	BALANCE	COLL %	YTD UNCOLL
2011	0.00	40,709.20	40,709.20	0.00	0.00	40,709.20		0.00
2010	4,473.08	66,632.89	66,632.89	10,282.58	10,282.58	60,823.39	14.46	0.00
2009	6,351.32	64,628.11	64,628.11	17,267.06	17,267.06	53,712.37	24.33	0.00
2008	1,794.27	49,433.08	49,433.08	11,093.20	11,093.20	40,134.15	21.65	0.00
2007	5,257.40	70,113.72	70,113.72	56,029.53	56,029.53	19,341.59	74.34	0.00
2006	8,658.31	18,350.52	18,350.52	14,408.38	14,408.38	12,600.45	53.35	0.00
2005	4,930.34	54.84	54.84	2,340.88	2,340.88	2,644.30	46.96	0.00
2004	5,981.09	.00	0.00	3,478.46	3,478.46	2,502.63	58.16	0.00
2003	6,488.33	.00	0.00	4,290.90	4,290.90	2,197.43	66.13	0.00
2002	2,891.25	.00	0.00	971.43	971.43	1,919.82	33.60	0.00
2001	687.56	.00	0.00	0.00	0.00	687.56		0.00
2000	296.82	.00	0.00	0.00	0.00	296.82		0.00
1999	185.32	.00	0.00	0.00	0.00	185.32		0.00
1997	9.91	.00	0.00	0.00	0.00	9.91		0.00
1994	850.56	.00	0.00	0.00	0.00	850.56		0.00
****	48,855.56	309,922.36	309,922.36	120,162.42	120,162.42	238,615.50		0.00

TAX COLLECTION SYSTEM
 TAX COLLECTOR MONTHLY REPORT
 FROM 07/01/2011 TO 06/30/2012

FISCAL START: 07/01/2011 END: 06/30/2012 JURISDICTION: 0011 ROAD DISTRICT #02

	CERT TAXABLE VALUE	ADJUSTMENTS	ADJ TAX VALUE	TAX RATE	TAX LEVY	PAID ACCTS
CURRENT YEAR	0	18,054	18,054	0.000000	0.00	1

YEAR	TAXES DUE	MONTH ADJ	ADJUSTMENT YTD	LEVY PAID	PAID YTD	BALANCE	COLL %	YTD UNCOLL
2011	0.00	.00	0.00	0.00	0.00	0.00		0.00
1990	61.38	.00	0.00	0.00	0.00	61.38		0.00
****	61.38	.00	0.00	0.00	0.00	61.38		0.00

TAX COLLECTION SYSTEM
 TAX COLLECTOR MONTHLY REPORT
 FROM 07/01/2011 TO 06/30/2012

FISCAL START: 07/01/2011 END: 06/30/2012 JURISDICTION: 0011 ROAD DISTRICT #02

	CERT TAXABLE VALUE	ADJUSTMENTS	ADJ TAX VALUE	TAX RATE	TAX LEVY	PAID ACCTS
CURRENT YEAR	0	18,054	18,054	0.000000	0.00	1

YEAR	TAXES DUE	MONTH ADJ	ADJUSTMENT YTD	LEVY PAID	PAID YTD	BALANCE	COLL %	YTD UNCOLL
2011	0.00	.00	0.00	0.00	0.00	0.00		0.00
1990	61.38	.00	0.00	0.00	0.00	61.38		0.00
****	61.38	.00	0.00	0.00	0.00	61.38		0.00

TAX COLLECTION SYSTEM
 TAX COLLECTOR MONTHLY REPORT
 FROM 07/01/2011 TO 06/30/2012

FISCAL START: 07/01/2011 END: 06/30/2012 JURISDICTION: 0012 ROAD DIST #05

	CERT TAXABLE VALUE	ADJUSTMENTS	ADJ TAX VALUE	TAX RATE	TAX LEVY	PAID ACCTS
CURRENT YEAR	0	28,492-	28,492-	0.010900	1,184.19	151

YEAR	TAXES DUE	MONTH ADJ	ADJUSTMENT YTD	LEVY PAID	PAID YTD	BALANCE	COLL %	YTD UNCOLL
1999	1,213.24	29.05-	29.05-	106.70	106.70	1,077.49	9.01	16.50-
1998	1,813.33	49.15-	49.15-	130.31	130.31	1,633.87	7.39	27.43-
1997	1,734.65	36.03-	36.03-	132.29	132.29	1,566.33	7.79	27.28-
1996	1,581.72	37.45-	37.45-	132.79	132.79	1,411.48	8.60	21.77-
1995	1,329.60	36.29-	36.29-	121.29	121.29	1,172.02	9.38	20.61-
1994	908.91	28.06-	28.06-	85.84	85.84	795.01	9.75	16.50-
1993	753.10	19.54-	19.54-	57.44	57.44	676.12	7.83	15.99-
1992	776.21	6.07-	6.07-	41.86	41.86	728.28	5.44	2.52-
1991	332.12	10.29-	10.29-	18.14	18.14	303.69	5.64	1.20-
1990	2,521.48	154.27-	154.27-	127.40	127.40	2,239.81	5.38	9.34-
****	12,964.36	406.20-	406.20-	954.06	954.06	11,604.10		159.14-

TAX COLLECTION SYSTEM
 TAX COLLECTOR MONTHLY REPORT
 FROM 07/01/2011 TO 06/30/2012

FISCAL START: 07/01/2011 END: 06/30/2012 JURISDICTION: 0012 ROAD DIST #05

	CERT TAXABLE VALUE	ADJUSTMENTS	ADJ TAX VALUE	TAX RATE	TAX LEVY	PAID ACCTS
CURRENT YEAR	0	28,492-	28,492-	0.010900	1,184.19	151

YEAR	TAXES DUE	MONTH ADJ	ADJUSTMENT YTD	LEVY PAID	PAID YTD	BALANCE	COLL %	YTD UNCOLL
1999	1,213.24	29.05-	29.05-	106.70	106.70	1,077.49	9.01	16.50-
1998	1,813.33	49.15-	49.15-	130.31	130.31	1,633.87	7.39	27.43-
1997	1,734.65	36.03-	36.03-	132.29	132.29	1,566.33	7.79	27.28-
1996	1,581.72	37.45-	37.45-	132.79	132.79	1,411.48	8.60	21.77-
1995	1,329.60	36.29-	36.29-	121.29	121.29	1,172.02	9.38	20.61-
1994	908.91	28.06-	28.06-	85.84	85.84	795.01	9.75	16.50-
1993	753.10	19.54-	19.54-	57.44	57.44	676.12	7.83	15.99-
1992	776.21	6.07-	6.07-	41.86	41.86	728.28	5.44	2.52-
1991	332.12	10.29-	10.29-	18.14	18.14	303.69	5.64	1.20-
1990	2,521.48	154.27-	154.27-	127.40	127.40	2,239.81	5.38	9.34-
****	12,964.36	406.20-	406.20-	954.06	954.06	11,604.10		159.14-

TAX COLLECTION SYSTEM
 TAX COLLECTOR MONTHLY REPORT
 FROM 07/01/2011 TO 06/30/2012

FISCAL START: 07/01/2011 END: 06/30/2012 JURISDICTION: 0013 ROAD DISTRICT #07

	CERT TAXABLE VALUE	ADJUSTMENTS	ADJ TAX VALUE	TAX RATE	TAX LEVY	PAID ACCTS
CURRENT YEAR	0	0	0	0.000000	29.07	10

YEAR	TAXES DUE	MONTH ADJ	ADJUSTMENT YTD	LEVY PAID	PAID YTD	BALANCE	COLL %	YTD UNCOLL
1990	29.07	22.52-	22.52-	0.00	0.00	6.55		22.52-
****	29.07	22.52-	22.52-	0.00	0.00	6.55		22.52-

TAX COLLECTION SYSTEM
 TAX COLLECTOR MONTHLY REPORT
 FROM 07/01/2011 TO 06/30/2012

INCLUDES AG ROLLBACK

FISCAL START: 07/01/2011 END: 06/30/2012 JURISDICTION: 0013 ROAD DISTRICT #07

	CERT TAXABLE VALUE	ADJUSTMENTS	ADJ TAX VALUE	TAX RATE	TAX LEVY	PAID ACCTS
CURRENT YEAR	0	0	0	0.000000	29.07	10

YEAR	TAXES DUE	MONTH ADJ	ADJUSTMENT YTD	LEVY PAID	PAID YTD	BALANCE	COLL %	YTD UNCOLL
1990	29.07	22.52-	22.52-	0.00	0.00	6.55		22.52-
****	29.07	22.52-	22.52-	0.00	0.00	6.55		22.52-

TAX COLLECTION SYSTEM
 TAX COLLECTOR MONTHLY REPORT
 FROM 07/01/2011 TO 06/30/2012

FISCAL START: 07/01/2011 END: 06/30/2012 JURISDICTION: 0014 ROAD DISTRICT #11

	CERT TAXABLE VALUE	ADJUSTMENTS	ADJ TAX VALUE	TAX RATE	TAX LEVY	PAID ACCTS
	-----	-----	-----	-----	-----	-----
CURRENT YEAR	0	0	0	0.000000	69.28	0
	-----	-----	-----	-----	-----	-----

YEAR	TAXES DUE	MONTH ADJ	ADJUSTMENT YTD	LEVY PAID	PAID YTD	BALANCE	COLL %	YTD UNCOLL
	-----	-----	-----	-----	-----	-----	-----	-----
1990	69.28	.00	0.00	0.00	0.00	69.28		0.00
****	69.28	.00	0.00	0.00	0.00	69.28		0.00

TAX COLLECTION SYSTEM
 TAX COLLECTOR MONTHLY REPORT
 FROM 07/01/2011 TO 06/30/2012

FISCAL START: 07/01/2011 END: 06/30/2012 JURISDICTION: 0014 ROAD DISTRICT #11

	CERT TAXABLE VALUE	ADJUSTMENTS	ADJ TAX VALUE	TAX RATE	TAX LEVY	PAID ACCTS
CURRENT YEAR	0	0	0	0.000000	69.28	0

YEAR	TAXES DUE	MONTH ADJ	ADJUSTMENT YTD	LEVY PAID	PAID YTD	BALANCE	COLL %	YTD UNCOLL
1990	69.28	.00	0.00	0.00	0.00	69.28		0.00
****	69.28	.00	0.00	0.00	0.00	69.28		0.00

TAX COLLECTION SYSTEM
 TAX COLLECTOR MONTHLY REPORT
 FROM 07/01/2011 TO 06/30/2012

FISCAL START: 07/01/2011 END: 06/30/2012 JURISDICTION: 0015 ROAD DISTRICT #12

	CERT TAXABLE VALUE	ADJUSTMENTS	ADJ TAX VALUE	TAX RATE	TAX LEVY	PAID ACCTS
CURRENT YEAR	0	0	0	0.000000	10.62	3

YEAR	TAXES DUE	MONTH ADJ	ADJUSTMENT YTD	LEVY PAID	PAID YTD	BALANCE	COLL %	YTD UNCOLL
1990	10.62	4.32-	4.32-	0.00	0.00	6.30		4.32-
****	10.62	4.32-	4.32-	0.00	0.00	6.30		4.32-

TAX COLLECTION SYSTEM
 TAX COLLECTOR MONTHLY REPORT
 FROM 07/01/2011 TO 06/30/2012

FISCAL START: 07/01/2011 END: 06/30/2012 JURISDICTION: 0015 ROAD DISTRICT #12

	CERT TAXABLE VALUE	ADJUSTMENTS	ADJ TAX VALUE	TAX RATE	TAX LEVY	PAID ACCTS
CURRENT YEAR	0	0	0	0.000000	10.62	3

YEAR	TAXES DUE	MONTH ADJ	ADJUSTMENT YTD	LEVY PAID	PAID YTD	BALANCE	COLL %	YTD UNCOLL
1990	10.62	4.32-	4.32-	0.00	0.00	6.30		4.32-
****	10.62	4.32-	4.32-	0.00	0.00	6.30		4.32-

TAX COLLECTION SYSTEM
 TAX COLLECTOR MONTHLY REPORT
 FROM 07/01/2011 TO 06/30/2012

FISCAL START: 07/01/2011 END: 06/30/2012 JURISDICTION: 0017 ROAD DISTRICT #15

	CERT TAXABLE VALUE	ADJUSTMENTS	ADJ TAX VALUE	TAX RATE	TAX LEVY	PAID ACCTS
CURRENT YEAR	0	0	0	0.000000	0.00	1

YEAR	TAXES DUE	MONTH ADJ	ADJUSTMENT YTD	LEVY PAID	PAID YTD	BALANCE	COLL %	YTD UNCOLL
2007	0.00	.00	0.00	0.00	0.00	0.00		0.00
1993	319.72	8.11-	8.11-	18.26	18.26	293.35	5.86	6.74-
1990	1,544.33	181.37-	181.37-	116.53	116.53	1,246.43	8.55	139.58-
****	1,864.05	189.48-	189.48-	134.79	134.79	1,539.78		146.32-

TAX COLLECTION SYSTEM
 TAX COLLECTOR MONTHLY REPORT
 FROM 07/01/2011 TO 06/30/2012

FISCAL START: 07/01/2011 END: 06/30/2012 JURISDICTION: 0017 ROAD DISTRICT #15

	CERT TAXABLE VALUE	ADJUSTMENTS	ADJ TAX VALUE	TAX RATE	TAX LEVY	PAID ACCTS
CURRENT YEAR	.0	0	0	0.000000	0.00	1

YEAR	TAXES DUE	MONTH ADJ	ADJUSTMENT YTD	LEVY PAID	PAID YTD	BALANCE	COLL %	YTD UNCOLL
2007	0.00	.00	0.00	0.00	0.00	0.00		0.00
1993	319.72	8.11-	8.11-	18.26	18.26	293.35	5.86	6.74-
1990	1,544.33	181.37-	181.37-	116.53	116.53	1,246.43	8.55	139.58-
****	1,864.05	189.48-	189.48-	134.79	134.79	1,539.78		146.32-

TAX COLLECTION SYSTEM
 TAX COLLECTOR MONTHLY REPORT
 FROM 07/01/2011 TO 06/30/2012

FISCAL START: 07/01/2011 END: 06/30/2012 JURISDICTION: 0095 STATE OF TEXAS

	CERT TAXABLE VALUE	ADJUSTMENTS	ADJ TAX VALUE	TAX RATE	TAX LEVY	PAID ACCTS
CURRENT YEAR	0	0	0	0.000000	53.13	9

YEAR	TAXES DUE	MONTH ADJ	ADJUSTMENT YTD	LEVY PAID	PAID YTD	BALANCE	COLL %	YTD UNCOLL
1990	53.13	2.38-	2.38-	0.00	0.00	50.75		2.37-
****	53.13	2.38-	2.38-	0.00	0.00	50.75		2.37-

FISCAL START: 07/01/2011 END: 06/30/2012 JURISDICTION: 0095 STATE OF TEXAS

	CERT TAXABLE VALUE	ADJUSTMENTS	ADJ TAX VALUE	TAX RATE	TAX LEVY	PAID ACCTS
CURRENT YEAR	0	0	0	0.000000	53.13	9

YEAR	TAXES DUE	MONTH ADJ	ADJUSTMENT YTD	LEVY PAID	PAID YTD	BALANCE	COLL %	YTD UNCOLL
1990	53.13	2.38-	2.38-	0.00	0.00	50.75		2.37-
****	53.13	2.38-	2.38-	0.00	0.00	50.75		2.37-

PART 5

**SPECIAL INVENTORY TAX SYSTEM
HIDALGO COUNTY
Tax Overage
Year: 2011 Deposit: SI11 Tax Unit: ALL**

Tuesday March 27 2012 4:3 PM
Request Seq.: 1194870

Page 7 of 63
sit_tax_oveage v1.2

Tax Unit:	1	Tax Unit Name:	HIDALGO COUNTY	
Dealer Number	Appraisal Dist No.	Certified Owner		Amount
S53809300000101	S53809300000101	SPIKES MOTOR CO INC		\$571.04
S595093021000201	S595093021000201	AGUILAR BROS		\$34.21
S595093023000604	S595093023000604	OMEGA USED PARTS & AUTO SALES LLC		\$29.04
S595093023000614	S595093023000614	MONIET AUTO SALES		\$4.52
S64329300000100	S64329300000100	ACADEMY SPORTS & OUTDOORS #131		\$1.50
S735093001000200	S735093001000200	MAC AUTO SALES		\$39.99
T210093241000201	T210093241000201	TEXAS STAR TRUCK SALES INC		\$10.51
T210093249001500	T210093249001500	EL KING DE LA SUERTE		\$1.32
T266293000000300	T266293000000300	ELITE AUTO SALES		\$27.95
T460093000004600	T460093000004600	CABRERA AUTO SALES		\$3.27
T635393000000300	T635393000000300	EL SHADAI AUTO SALES		\$51.76
V056893000018001	V056893000018001	TREVINO'S QUALITY CARS		\$32.56
V105093000010001	V105093000010001	AFFORDABLE HOMES PRTNSHIP FOR		\$12.89
W010093028000703	W010093028000703	A. BRISENO AUTO SALES		\$119.93
W010093048000426	W010093048000426	ROGELIO CAVAZOS MOTORS		\$7.17
W240093006001300	W240093006001300	FIESTA CREDIT CARS		\$136.45
W340093000000200	W340093000000200	TOY'S AUTO SALES		\$115.58
W380093014000008	W380093014000008	WESLACO MOTORS		\$5,905.14
W380093070000001	W380093070000001	SEGURA'S USED CARS		\$67.82
W380093148000000	W380093148000000	RANCHERO SALES		\$20.19
W380093166000008	W380093166000008	MID VALLEY EQUIPMENT		\$374.99
W380093167000016	W380093167000016	WESLACO AUTO CENTER		\$216.08
W380093472000002	W380093472000002	THREE BROTHERS AUTO SALES		\$16.70
W380093503000000	W380093503000000	TRIPLE J AUTO SALES		\$11.00
W380093633000054	W380093633000054	CASTILLO MOTORS		\$14.52
W380093640000004	W380093640000004	B D HOLT CO		\$678.12
W450093000001000	W450093000001000	AUTOMART		\$439.88
W765093000000612	W765093000000612	PRO ANGLER MARINE		\$44.84

Tax Unit Total:	\$110,720.27
Dealer Count:	274

YEAR	FUND	TAX RATE	LEVY PAID	DISCOUNT GIVEN	PENALTY INTEREST	TIF AMOUNT	DISBURSE TOTAL	ATTORNEY	OTHER FEES	REFUND AMOUNT	PAYMENT AMOUNT
2011	M & O	.522500	541,987.61	.00	.00	.00	541,987.61	.00	.00	.00	541,987.61
	I & S	.067500	70,017.57	.00	.00	.00	70,017.57	.00	.00	.00	70,017.57
	TOTAL	.590000	612,005.18	.00	.00	.00	612,005.18	.00	.00	.00	612,005.18
ALL	M & O		541,987.61	.00	.00	.00	541,987.61	.00	.00	.00	541,987.61
ALL	I & S		70,017.57	.00	.00	.00	70,017.57	.00	.00	.00	70,017.57
ALL	TOTAL		612,005.18	.00	.00	.00	612,005.18	.00	.00	.00	612,005.18
DLQ	M & O		.00	.00	.00	.00	.00	.00	.00	.00	.00
DLQ	I & S		.00	.00	.00	.00	.00	.00	.00	.00	.00
DLQ	TOTAL		.00	.00	.00	.00	.00	.00	.00	.00	.00
CURR	M & O		541,987.61	.00	.00	.00	541,987.61	.00	.00	.00	541,987.61
CURR	I & S		70,017.57	.00	.00	.00	70,017.57	.00	.00	.00	70,017.57
CURR	TOTAL		612,005.18	.00	.00	.00	612,005.18	.00	.00	.00	612,005.18

ARMANDO BARRERA JR., TAX ASSESSOR/COLLECTOR
HIDALGO COUNTY TAX OFFICE
YEAR TO DATE - OTHER REVENUE MISCELLANEOUS REPORTS
FOR JULY 01, 2011 THRU JUNE 30, 2012

MONTH	TAX CERT	NSF FEES	MISC. FEES	MISC. REND. PEN.	TAX GEN INTEREST	SPEC. INV INTEREST	SPEC. INV VARIANCE	DISB. TO CO. TREASURER
JUL	370.00	1,349.02	1,390.30	0.00	0.00	0.00	0.00	3,109.32
AUG	670.00	1,331.98	1,471.00	0.00	0.00	0.00	0.00	3,472.98
SEP	800.00	660.00	1,791.00	0.00	0.00	0.00	0.00	3,251.00
OCT	490.00	730.69	530.80	0.00	0.00	0.00	0.00	1,751.49
NOV	630.00	920.00	1,915.10	0.00	0.00	0.00	0.00	3,465.10
DEC	380.00	880.00	1,089.00	0.00	0.00	0.00	0.00	2,349.00
JAN	480.00	1,744.18	1,498.10	0.00	0.00	0.00	0.00	3,722.28
FEB	1,190.00	2,600.30	2,246.90	0.00	0.00	0.00	0.00	6,037.20
MAR	780.00	2,168.28	1,545.00	0.00	0.00	0.00	0.00	4,493.28
APR	910.00	1,267.35	1,759.30	0.00	0.00	0.00	0.00	3,936.65
MAY	860.00	1,540.15	1,187.00	0.00	0.00	0.00	0.00	3,587.15
JUN	1,320.00	1,155.00	1,355.60	0.00	0.00	0.00	0.00	3,830.60
YEAR TO	8,880.00	16,346.95	17,779.10	0.00	0.00	0.00	0.00	43,006.05

ARMANDO BARRERA JR., TAX ASSESSOR/COLLECTOR
HIDALGO COUNTY TAX OFFICE
YEAR TO DATE - HCAD RENDITION FEES
FOR JULY 01, 2011 THRU JUNE 30, 2012

MONTH	DRI	FD1	FD2	FD3	FD4	GHD	RD5	RD15	TOTAL RENDITION
JUL	57.02	0.01	0.81	0.15	0.18	471.60	0.00	0.00	529.77
JUL ADJ									0.00
AUG	24.62	0.05	0.64	0.06	0.79	214.46	0.00	0.00	240.62
AUG ADJ									0.00
SEP	38.85	0.22	0.93	0.17	0.00	298.86	0.00	0.00	339.03
SEP ADJ									0.00
OCT	47.70	0.12	0.24	0.03	0.14	401.89	0.00	0.00	450.12
OCT ADJ									0.00
NOV	108.41	0.24	1.17	0.11	1.04	898.34	0.00	0.00	1,009.31
NOV ADJ									0.00
DEC	222.11	0.17	0.72	0.37	0.76	1,845.31	0.00	0.00	2,069.44
DEC ADJ									0.00
JAN	623.96	0.64	1.77	1.80	1.24	5,075.16	0.00	0.00	5,704.57
JAN ADJ									0.00
FEB	91.23	0.03	0.38	0.50	0.15	774.37	0.00	0.00	866.66
FEB ADJ									0.00
MAR	111.99	0.16	0.28	0.11	0.78	1,117.93	0.00	0.00	1,231.25
MAR ADJ									0.00
APR	39.59	0.01	0.35	0.23	0.39	404.59	0.00	0.00	445.16
APR ADJ									0.00
MAY	26.09	0.17	0.09	0.02	0.16	218.66	0.00	0.00	245.19
MAY ADJ									0.00
JUN	41.39	0.05	0.16	0.03	0.38	343.82	0.00	0.00	385.83
JUN ADJ									0.00
YEAR TO	1,432.96	1.87	7.54	3.58	6.01	12,064.99	0.00	0.00	13,516.95