

HIDALGO COUNTY ANNUAL TAX COLLECTION REPORT

JULY 01, 2012 THRU JUNE 30, 2013

TABLE OF CONTENTS

PART 1 COUNTY ANNUAL TAX COLLECTIONS REPORT
PART 2 ROADS/STATE ANNUAL TAX COLLECTIONS REPORT
PART 3 CURRENT/DELINQUENT COLLECTIONS REPORT
PART 4 RECAP REPORT
PART 5 REMITTANCES

PABLO "PAUL" VILLARREAL JR.
TAX ASSESSOR/COLLECTOR
2804 S. BUS. HWY 281
EDINBURG, TEXAS 78539

**PABLO "PAUL" VILLARREAL JR., TAX ASSR & COLL
HIDALGO COUNTY ANNUAL TAX REPORT
JULY 01, 2012 THRU JUNE 30, 2013**

TAX COLLECTIONS	BASE	PEN & INT	ATTY FEE
CURRENT	148,463,571.56	1,740,410.66	55,278.39
DELINQUENT	10,655,975.29	4,050,639.99	2,128,315.38
ROLLBACK	283,758.16	9,109.50	2,983.16
TOTALS	159,403,305.01	5,800,160.15	2,186,576.93
			<u>167,390,042.09</u>
TAX CERTIFICATES			10,364.87
MISCELLANEOUS			15,344.53
NSF CHARGE FEES			23,222.65
OTHER REVENUE TOTALS			<u>48,932.05</u>
TOTAL COLLECTED 2012-2013 HIDALGO COUNTY			<u>167,438,974.14</u>

DISBURSEMENTS			
ATTORNEY FEES		2,186,576.93	
HCAD RENDITON PENALTY FEE		7,650.91	
CURRENT YEAR REFUNDS		(189,750.19)	
PRIOR YEAR REFUNDS		(328,885.26)	
TOTAL REFUNDS NETTED FROM TAX COLLECTIONS		(518,635.45)	

RECAP

TOTAL CURRENT/DELINQUENT/ROLLBACK BASE	159,403,305.01
TOTAL PENALTY & INTEREST	5,800,160.15
TOTAL TAX COLLECTIONS	165,203,465.16
TOTAL ATTORNEY FEES	2,186,576.93
OTHER REVENUE TOTALS	48,932.05
TOTAL	166,920,338.69
LESS REFUNDS DISBURSED THRU FISCAL YEAR	(518,635.45)
TOTAL COLLECTED 2012/2013	167,438,974.14
LESS ATTY FEES & HCAD REND. PENALTY FEE	2,194,227.84
TOTAL REVENUE DISBURSED TO HIDALGO COUNTY	<u>165,244,746.30</u>
TOTAL DISBURSED 2012-2013 HIDALGO COUNTY	<u>167,438,974.14</u>

DIFF.

AFFIDAVIT

I, PABLO "PAUL" VILLARREAL JR., TAX ASSESSOR-COLLECTOR OF TAXES FOR HIDALGO COUNTY, DO SOLEMNLY SWEAR THAT THE ABOVE STATEMENT OF TAXES COLLECTED BY ME FOR THE FISCAL YEAR ENDING 2012-2013 IS CORRECT.

Pablo (Paul) Villarreal Jr.
ASSASSOR- COLLECTOR OF TAXES FOR HIDALGO COUNTY, TEXAS

SWORN AND SUBSCRIBED BEFORE ME THIS 15TH DAY OF JULY 2013

NOTARY PUBLIC, HIDALGO COUNTY, TEXAS
Norma Torres
Notary Public, State of Texas
My Commission Expires 08-09-2014



YEAR	FUND	TAX RATE	LEVY PAID	DISCOUNT GIVEN	PENALTY INTEREST	TIF AMOUNT	DISBURSE TOTAL	ATTORNEY	OTHER FEES	REFUND AMOUNT	PAYMENT AMOUNT
2012	M & O	.523500	131,729,969.85	.00	1,544,247.69	1,048,801.53-	132,225,416.01	55,278.39	.00	.00	133,329,495.93
	I & S	.066500	16,733,601.71	.00	196,162.97	133,228.88-	16,796,535.80	.00	.00	.00	16,929,764.68
	TOTAL	.590000	148,463,571.56	.00	1,740,410.66	1,182,030.41-	149,021,951.81	55,278.39	.00	.00	150,259,260.61
2011	M & O	.522500	5,003,627.22	.00	1,082,526.79	49,319.77-	6,036,834.24	991,786.67	.00	.00	7,077,940.68
	I & S	.067500	646,402.85	.00	139,845.54	6,371.43-	779,876.96	.00	.00	.00	786,248.39
	TOTAL	.590000	5,650,030.07	.00	1,222,372.33	55,691.20-	6,816,711.20	991,786.67	.00	.00	7,864,189.07
2010	M & O	.510700	1,739,884.07	.00	605,733.45	2,353.75-	2,343,263.77	396,707.55	.00	.00	2,742,325.07
	I & S	.079300	270,163.81	.00	94,056.57	365.48-	363,854.90	.00	.00	.00	364,220.38
	TOTAL	.590000	2,010,047.88	.00	699,790.02	2,719.23-	2,707,118.67	396,707.55	.00	.00	3,106,545.45
2009	M & O	.512700	1,009,685.02	.00	470,824.11	32,607.38-	1,447,901.75	247,592.87	.00	.00	1,728,102.00
	I & S	.077300	152,230.84	.00	70,986.22	4,916.23-	218,300.83	.00	.00	.00	223,217.06
	TOTAL	.590000	1,161,915.86	.00	541,810.33	37,523.61-	1,666,202.58	247,592.87	.00	.00	1,951,319.06
2008	M & O	.519100	565,961.56	.00	333,578.72	91,895.13	991,435.41	148,084.98	.00	.00	1,047,625.26
	I & S	.070900	77,300.45	.00	45,560.86	12,551.27	135,412.58	.00	.00	.00	122,861.31
	TOTAL	.590000	643,262.01	.00	379,139.58	104,446.40	1,126,847.99	148,084.98	.00	.00	1,170,486.57
2007	M & O	.515500	330,202.54	.00	230,115.66	89,909.68	650,227.88	91,825.98	.00	.00	652,144.18
	I & S	.074500	47,720.61	.00	33,256.44	12,993.72	93,970.77	.00	.00	.00	80,977.05
	TOTAL	.590000	377,923.15	.00	263,372.10	102,903.40	744,198.65	91,825.98	.00	.00	733,121.23
2006	M & O	.520000	192,673.66	.00	158,016.84	75,085.36	425,775.86	56,653.38	.00	.00	407,343.88
	I & S	.070000	25,937.00	.00	21,271.70	10,107.64	57,316.34	.00	.00	.00	47,208.70
	TOTAL	.590000	218,610.66	.00	179,288.54	85,193.00	483,092.20	56,653.38	.00	.00	454,552.58
2005	M & O	.527100	130,521.74	.00	122,902.16	3,067.27	256,491.17	40,940.00	.00	.00	294,363.90
	I & S	.062900	15,575.30	.00	14,666.17	366.03	30,607.50	.00	.00	.00	30,241.47
	TOTAL	.590000	146,097.04	.00	137,568.33	3,433.30	287,098.67	40,940.00	.00	.00	324,605.37
2004	M & O	.525800	99,180.11	.00	106,143.17	.00	205,323.28	33,397.92	.00	.00	238,721.20
	I & S	.064200	12,109.72	.00	12,960.02	.00	25,069.74	.00	.00	.00	25,069.74
	TOTAL	.590000	111,289.83	.00	119,103.19	.00	230,393.02	33,397.92	.00	.00	263,790.94
2003	M & O	.526800	73,919.29	.00	85,852.77	63.52-	159,708.54	25,707.34	.00	.00	185,479.40
	I & S	.063200	8,868.07	.00	10,299.71	7.62-	19,160.16	.00	.00	.00	19,167.78
	TOTAL	.590000	82,787.36	.00	96,152.48	71.14-	178,868.70	25,707.34	.00	.00	204,647.18
2002	M & O	.521500	60,250.61	.00	76,677.65	.00	136,928.26	22,291.70	.00	.00	159,219.96
	I & S	.068500	7,913.94	.00	10,071.44	.00	17,985.38	.00	.00	.00	17,985.38
	TOTAL	.590000	68,164.55	.00	86,749.09	.00	154,913.64	22,291.70	.00	.00	177,205.34
2001	M & O	.459300	42,614.60	.00	58,899.89	.00	101,514.49	16,333.97	.00	.00	117,848.46
	I & S	.060200	5,585.53	.00	7,719.90	.00	13,305.43	.00	.00	.00	13,305.43
	TOTAL	.519500	48,200.13	.00	66,619.79	.00	114,819.92	16,333.97	.00	.00	131,153.89

YEAR	FUND	TAX RATE	LEVY PAID	DISCOUNT GIVEN	PENALTY INTEREST	TIF AMOUNT	DISBURSE TOTAL	ATTORNEY	OTHER FEES	REFUND AMOUNT	PAYMENT AMOUNT
2000	M & O	.445400	29,353.62	.00	44,049.73	.00	73,403.35	11,763.96	.00	.00	85,167.31
	I & S	.055300	3,644.71	.00	5,469.07	.00	9,113.78	.00	.00	.00	9,113.78
	TOTAL	.500700	32,998.33	.00	49,518.80	.00	82,517.13	11,763.96	.00	.00	94,281.09
1999	M & O	.394300	18,378.43	.00	29,733.15	.00	48,111.58	7,792.53	.00	.00	55,904.11
	I & S	.052400	2,442.46	.00	3,951.25	.00	6,393.71	.00	.00	.00	6,393.71
	TOTAL	.446700	20,820.89	.00	33,684.40	.00	54,505.29	7,792.53	.00	.00	62,297.82
1998	M & O	.429400	15,875.81	.00	27,677.37	.00	43,553.18	6,554.48	.00	.00	50,107.66
	I & S	.017300	639.55	.00	1,115.10	.00	1,754.65	.00	.00	.00	1,754.65
	TOTAL	.446700	16,515.36	.00	28,792.47	.00	45,307.83	6,554.48	.00	.00	51,862.31
1997	M & O	.459500	13,285.05	.00	24,675.08	.00	37,960.13	5,696.76	.00	.00	43,656.89
	I & S	.015200	439.40	.00	816.27	.00	1,255.67	.00	.00	.00	1,255.67
	TOTAL	.474700	13,724.45	.00	25,491.35	.00	39,215.80	5,696.76	.00	.00	44,912.56
1996	M & O	.448600	10,750.51	.00	21,159.15	.00	31,909.66	4,806.35	.00	.00	36,716.01
	I & S	.016800	402.47	.00	792.40	.00	1,194.87	.00	.00	.00	1,194.87
	TOTAL	.465400	11,152.98	.00	21,951.55	.00	33,104.53	4,806.35	.00	.00	37,910.88
1995	M & O	.427600	9,114.32	.00	18,954.04	.00	28,068.36	4,259.17	.00	.00	32,327.53
	I & S	.018400	392.32	.00	815.68	.00	1,208.00	.00	.00	.00	1,208.00
	TOTAL	.446000	9,506.64	.00	19,769.72	.00	29,276.36	4,259.17	.00	.00	33,535.53
1994	M & O	.399300	8,631.67	.00	18,972.94	.00	27,604.61	4,158.27	.00	.00	31,762.88
	I & S	.014700	317.73	.00	698.50	.00	1,016.23	.00	.00	.00	1,016.23
	TOTAL	.414000	8,949.40	.00	19,671.44	.00	28,620.84	4,158.27	.00	.00	32,779.11
1993	M & O	.395600	5,831.31	.00	13,366.23	.00	19,197.54	2,860.31	.00	.00	22,057.85
	I & S	.011500	169.47	.00	388.50	.00	557.97	.00	.00	.00	557.97
	TOTAL	.407100	6,000.78	.00	13,754.73	.00	19,755.51	2,860.31	.00	.00	22,615.82
1992	M & O	.382800	5,817.77	.00	14,018.27	.00	19,836.04	2,953.71	.00	.00	22,789.75
	I & S	.016100	244.70	.00	589.50	.00	834.20	.00	.00	.00	834.20
	TOTAL	.398900	6,062.47	.00	14,607.77	.00	20,670.24	2,953.71	.00	.00	23,623.95
1991	M & O	.362600	3,531.88	.00	8,796.30	.00	12,328.18	1,746.66	.00	.00	14,074.84
	I & S	.015100	147.17	.00	366.30	.00	513.47	.00	.00	.00	513.47
	TOTAL	.377700	3,679.05	.00	9,162.60	.00	12,841.65	1,746.66	.00	.00	14,588.31
1990	M & O	.360900	3,757.95	.00	10,125.04	.00	13,882.99	2,116.87	.00	.00	15,999.86
	I & S	.010400	108.22	.00	291.78	.00	400.00	.00	.00	.00	400.00
	TOTAL	.371300	3,866.17	.00	10,416.82	.00	14,282.99	2,116.87	.00	.00	16,399.86
1989	M & O	.369000	2,900.23	.00	8,137.19	.00	11,037.42	1,644.92	.00	.00	12,682.34
	I & S	.002500	19.59	.00	55.03	.00	74.62	.00	.00	.00	74.62
	TOTAL	.371500	2,919.82	.00	8,192.22	.00	11,112.04	1,644.92	.00	.00	12,756.96

YEAR	FUND	TAX RATE	LEVY PAID	DISCOUNT GIVEN	PENALTY INTEREST	TIF AMOUNT	DISBURSE TOTAL	ATTORNEY	OTHER FEES	REFUND AMOUNT	PAYMENT AMOUNT
1988	M & O	.358000	501.85	.00	1,324.44	.00	1,826.29	252.80	.00	.00	2,079.09
	I & S	.003500	4.90	.00	12.96	.00	17.86	.00	.00	.00	17.86
	TOTAL	.361500	506.75	.00	1,337.40	.00	1,844.15	252.80	.00	.00	2,096.95
1987	M & O	.277800	433.34	.00	1,148.23	.00	1,581.57	175.07	.00	.00	1,756.64
	I & S	.000000	.00	.00	.00	.00	.00	.00	.00	.00	.00
	TOTAL	.277800	433.34	.00	1,148.23	.00	1,581.57	175.07	.00	.00	1,756.64
1986	M & O	.268300	233.40	.00	616.10	.00	849.50	108.51	.00	.00	958.01
	I & S	.001000	.88	.00	2.30	.00	3.18	.00	.00	.00	3.18
	TOTAL	.269300	234.28	.00	618.40	.00	852.68	108.51	.00	.00	961.19
1985	M & O	.232000	152.24	.00	399.16	.00	551.40	76.23	.00	.00	627.63
	I & S	.003000	1.97	.00	5.16	.00	7.13	.00	.00	.00	7.13
	TOTAL	.235000	154.21	.00	404.32	.00	558.53	76.23	.00	.00	634.76
1984	M & O	.334000	109.86	.00	215.43	.00	325.29	42.08	.00	.00	367.37
	I & S	.003000	.98	.00	1.94	.00	2.92	.00	.00	.00	2.92
	TOTAL	.337000	110.84	.00	217.37	.00	328.21	42.08	.00	.00	370.29
1983	M & O	.348000	9.11	.00	108.33-	.00	99.22-	22.60-	.00	.00	121.82-
	I & S	.005000	.13	.00	1.56-	.00	1.43-	.00	.00	.00	1.43-
	TOTAL	.353000	9.24	.00	109.89-	.00	100.65-	22.60-	.00	.00	123.25-
1982	M & O	.334000	39.78-	.00	113.12-	.00	152.90-	22.93-	.00	.00	175.83-
	I & S	.000000	.00	.00	.00	.00	.00	.00	.00	.00	.00
	TOTAL	.334000	39.78-	.00	113.12-	.00	152.90-	22.93-	.00	.00	175.83-
1981	M & O	.334000	32.03	.00	121.39	.00	153.42	23.01	.00	.00	176.43
	I & S	.000000	.00	.00	.00	.00	.00	.00	.00	.00	.00
	TOTAL	.334000	32.03	.00	121.39	.00	153.42	23.01	.00	.00	176.43
1980	M & O	.300000	9.50	.00	36.24	.00	45.74	6.86	.00	.00	52.60
	I & S	.000000	.00	.00	.00	.00	.00	.00	.00	.00	.00
	TOTAL	.300000	9.50	.00	36.24	.00	45.74	6.86	.00	.00	52.60
ALL	M & O		141,107,160.37	.00	5,118,822.93	873,188.51-	145,352,794.79	2,183,593.77	.00	.00	148,409,577.07
ALL	I & S		18,012,386.48	.00	672,227.72	108,870.98-	18,575,743.22	.00	.00	.00	18,684,614.20
ALL	TOTAL		159,119,546.85	.00	5,791,050.65	982,059.49-	163,928,538.01	2,183,593.77	.00	.00	167,094,191.27
DLQ	M & O		9,377,190.52	.00	3,574,575.24	175,613.02	13,127,378.78	2,128,315.38	.00	.00	15,080,081.14
DLQ	I & S		1,278,784.77	.00	476,064.75	24,357.90	1,779,207.42	.00	.00	.00	1,754,849.52
DLQ	TOTAL		10,655,975.29	.00	4,050,639.99	199,970.92	14,906,586.20	2,128,315.38	.00	.00	16,834,930.66

07/03/2013 22:50:26 1440266
TC298-D SELECTION: SYSTEM
RECEIPT DATE: ALL

TAX COLLECTION SYSTEM
DEPOSIT DISTRIBUTION
FROM: 07/01/2012 THRU 06/30/2013
JURISDICTION: 0001 HIDALGO COUNTY

PAGE: 4
EXCLUDES AG ROLLBACK

YEAR	FUND	TAX RATE	LEVY PAID	DISCOUNT GIVEN	PENALTY INTEREST	TIF AMOUNT	DISBURSE TOTAL	ATTORNEY	OTHER FEES	REFUND AMOUNT	PAYMENT AMOUNT
CURR	M & O		131,729,969.85	.00	1,544,247.69	1,048,801.53-	132,225,416.01	55,278.39	.00	.00	133,329,495.93
CURR	I & S		16,733,601.71	.00	196,162.97	133,228.88-	16,796,535.80	.00	.00	.00	16,929,764.68
CURR	TOTAL		148,463,571.56	.00	1,740,410.66	1,182,030.41-	149,021,951.81	55,278.39	.00	.00	150,259,260.61

YEAR	FUND	TAX RATE	LEVY PAID	DISCOUNT GIVEN	PENALTY INTEREST	TIF AMOUNT	DISBURSE TOTAL	ATTORNEY	OTHER FEES	REFUND AMOUNT	PAYMENT AMOUNT
2011	M & O	.522500	45,371.32	.00	508.96	.00	45,880.28	.00	.00	.00	45,880.28
	I & S	.067500	5,861.37	.00	65.75	.00	5,927.12	.00	.00	.00	5,927.12
	TOTAL	.590000	51,232.69	.00	574.71	.00	51,807.40	.00	.00	.00	51,807.40
2010	M & O	.510700	62,896.89	.00	882.22	.00	63,779.11	322.79	.00	.00	64,101.90
	I & S	.079300	9,766.40	.00	136.98	.00	9,903.38	.00	.00	.00	9,903.38
	TOTAL	.590000	72,663.29	.00	1,019.20	.00	73,682.49	322.79	.00	.00	74,005.28
2009	M & O	.512700	53,152.56	.00	654.72	.00	53,807.28	9.25	.00	.00	53,816.53
	I & S	.077300	8,013.85	.00	98.72	.00	8,112.57	.00	.00	.00	8,112.57
	TOTAL	.590000	61,166.41	.00	753.44	.00	61,919.85	9.25	.00	.00	61,929.10
2008	M & O	.519100	42,468.30	.00	2,129.40	.00	44,597.70	1,337.53	.00	.00	45,935.23
	I & S	.070900	5,800.41	.00	290.83	.00	6,091.24	.00	.00	.00	6,091.24
	TOTAL	.590000	48,268.71	.00	2,420.23	.00	50,688.94	1,337.53	.00	.00	52,026.47
2007	M & O	.515500	33,687.97	.00	1,033.92	.00	34,721.89	451.91	.00	.00	35,173.80
	I & S	.074500	4,868.56	.00	149.43	.00	5,017.99	.00	.00	.00	5,017.99
	TOTAL	.590000	38,556.53	.00	1,183.35	.00	39,739.88	451.91	.00	.00	40,191.79
2006	M & O	.520000	8,335.75	.00	822.80	.00	9,158.55	594.52	.00	.00	9,753.07
	I & S	.070000	1,122.13	.00	110.76	.00	1,232.89	.00	.00	.00	1,232.89
	TOTAL	.590000	9,457.88	.00	933.56	.00	10,391.44	594.52	.00	.00	10,985.96
2005	M & O	.527100	484.14	.00	381.61	.00	865.75	145.37	.00	.00	1,011.12
	I & S	.062900	57.77	.00	45.54	.00	103.31	.00	.00	.00	103.31
	TOTAL	.590000	541.91	.00	427.15	.00	969.06	145.37	.00	.00	1,114.43
2004	M & O	.525800	241.67	.00	163.43	.00	405.10	68.19	.00	.00	473.29
	I & S	.064200	29.51	.00	19.96	.00	49.47	.00	.00	.00	49.47
	TOTAL	.590000	271.18	.00	183.39	.00	454.57	68.19	.00	.00	522.76
2003	M & O	.526800	461.31	.00	397.25	.00	858.56	53.60	.00	.00	912.16
	I & S	.063200	55.34	.00	47.66	.00	103.00	.00	.00	.00	103.00
	TOTAL	.590000	516.65	.00	444.91	.00	961.56	53.60	.00	.00	1,015.16
2002	M & O	.521500	274.19	.00	296.12	.00	570.31	.00	.00	.00	570.31
	I & S	.068500	36.01	.00	38.90	.00	74.91	.00	.00	.00	74.91
	TOTAL	.590000	310.20	.00	335.02	.00	645.22	.00	.00	.00	645.22
2001	M & O	.459300	256.90	.00	277.45	.00	534.35	.00	.00	.00	534.35
	I & S	.060200	33.67	.00	36.37	.00	70.04	.00	.00	.00	70.04
	TOTAL	.519500	290.57	.00	313.82	.00	604.39	.00	.00	.00	604.39
2000	M & O	.445400	264.04	.00	285.16	.00	549.20	.00	.00	.00	549.20
	I & S	.055300	32.78	.00	35.41	.00	68.19	.00	.00	.00	68.19
	TOTAL	.500700	296.82	.00	320.57	.00	617.39	.00	.00	.00	617.39

YEAR	FUND	TAX RATE	LEVY PAID	DISCOUNT GIVEN	PENALTY INTEREST	TIF AMOUNT	DISBURSE TOTAL	ATTORNEY	OTHER FEES	REFUND AMOUNT	PAYMENT AMOUNT
2012	M & O	.523500	131,729,969.85	.00	1,544,247.69	1,048,801.53-	132,225,416.01	55,278.39	.00	.00	133,329,495.93
	I & S	.066500	16,733,601.71	.00	196,162.97	133,228.88-	16,796,535.80	.00	.00	.00	16,929,764.68
	TOTAL	.590000	148,463,571.56	.00	1,740,410.66	1,182,030.41-	149,021,951.81	55,278.39	.00	.00	150,259,260.61
2011	M & O	.522500	5,048,998.54	.00	1,083,035.75	49,319.77-	6,082,714.52	991,786.67	.00	.00	7,123,820.96
	I & S	.067500	652,264.22	.00	139,911.29	6,371.43-	785,804.08	.00	.00	.00	792,175.51
	TOTAL	.590000	5,701,262.76	.00	1,222,947.04	55,691.20-	6,868,518.60	991,786.67	.00	.00	7,915,996.47
2010	M & O	.510700	1,802,780.96	.00	606,615.67	2,353.75-	2,407,042.88	397,030.34	.00	.00	2,806,426.97
	I & S	.079300	279,930.21	.00	94,193.55	365.48-	373,758.28	.00	.00	.00	374,123.76
	TOTAL	.590000	2,082,711.17	.00	700,809.22	2,719.23-	2,780,801.16	397,030.34	.00	.00	3,180,550.73
2009	M & O	.512700	1,062,837.58	.00	471,478.83	32,607.38-	1,501,709.03	247,602.12	.00	.00	1,781,918.53
	I & S	.077300	160,244.69	.00	71,084.94	4,916.23-	226,413.40	.00	.00	.00	231,329.63
	TOTAL	.590000	1,223,082.27	.00	542,563.77	37,523.61-	1,728,122.43	247,602.12	.00	.00	2,013,248.16
2008	M & O	.519100	608,429.86	.00	335,708.12	91,895.13	1,036,033.11	149,422.51	.00	.00	1,093,560.49
	I & S	.070900	83,100.86	.00	45,851.69	12,551.27	141,503.82	.00	.00	.00	128,952.55
	TOTAL	.590000	691,530.72	.00	381,559.81	104,446.40	1,177,536.93	149,422.51	.00	.00	1,222,513.04
2007	M & O	.515500	363,890.51	.00	231,149.58	89,909.68	684,949.77	92,277.89	.00	.00	687,317.98
	I & S	.074500	52,589.17	.00	33,405.87	12,993.72	98,988.76	.00	.00	.00	85,995.04
	TOTAL	.590000	416,479.68	.00	264,555.45	102,903.40	783,938.53	92,277.89	.00	.00	773,313.02
2006	M & O	.520000	201,009.41	.00	158,839.64	75,085.36	434,934.41	57,247.90	.00	.00	417,096.95
	I & S	.070000	27,059.13	.00	21,382.46	10,107.64	58,549.23	.00	.00	.00	48,441.59
	TOTAL	.590000	228,068.54	.00	180,222.10	85,193.00	493,483.64	57,247.90	.00	.00	465,538.54
2005	M & O	.527100	131,005.88	.00	123,283.77	3,067.27	257,356.92	41,085.37	.00	.00	295,375.02
	I & S	.062900	15,633.07	.00	14,711.71	366.03	30,710.81	.00	.00	.00	30,344.78
	TOTAL	.590000	146,638.95	.00	137,995.48	3,433.30	288,067.73	41,085.37	.00	.00	325,719.80
2004	M & O	.525800	99,421.78	.00	106,306.60	.00	205,728.38	33,466.11	.00	.00	239,194.49
	I & S	.064200	12,139.23	.00	12,979.98	.00	25,119.21	.00	.00	.00	25,119.21
	TOTAL	.590000	111,561.01	.00	119,286.58	.00	230,847.59	33,466.11	.00	.00	264,313.70
2003	M & O	.526800	74,380.60	.00	86,250.02	63.52-	160,567.10	25,760.94	.00	.00	186,391.56
	I & S	.063200	8,923.41	.00	10,347.37	7.62-	19,263.16	.00	.00	.00	19,270.78
	TOTAL	.590000	83,304.01	.00	96,597.39	71.14-	179,830.26	25,760.94	.00	.00	205,662.34
2002	M & O	.521500	60,524.80	.00	76,973.77	.00	137,498.57	22,291.70	.00	.00	159,790.27
	I & S	.068500	7,949.95	.00	10,110.34	.00	18,060.29	.00	.00	.00	18,060.29
	TOTAL	.590000	68,474.75	.00	87,084.11	.00	155,558.86	22,291.70	.00	.00	177,850.56
2001	M & O	.459300	42,871.50	.00	59,177.34	.00	102,048.84	16,333.97	.00	.00	118,382.81
	I & S	.060200	5,619.20	.00	7,756.27	.00	13,375.47	.00	.00	.00	13,375.47
	TOTAL	.519500	48,490.70	.00	66,933.61	.00	115,424.31	16,333.97	.00	.00	131,758.28

YEAR	FUND	TAX RATE	LEVY PAID	DISCOUNT GIVEN	PENALTY INTEREST	TIF AMOUNT	DISBURSE TOTAL	ATTORNEY	OTHER FEES	REFUND AMOUNT	PAYMENT AMOUNT
2000	M & O	.445400	29,617.66	.00	44,334.89	.00	73,952.55	11,763.96	.00	.00	85,716.51
	I & S	.055300	3,677.49	.00	5,504.48	.00	9,181.97	.00	.00	.00	9,181.97
	TOTAL	.500700	33,295.15	.00	49,839.37	.00	83,134.52	11,763.96	.00	.00	94,898.48
1999	M & O	.394300	18,542.01	.00	29,909.82	.00	48,451.83	7,792.53	.00	.00	56,244.36
	I & S	.052400	2,464.20	.00	3,974.73	.00	6,438.93	.00	.00	.00	6,438.93
	TOTAL	.446700	21,006.21	.00	33,884.55	.00	54,890.76	7,792.53	.00	.00	62,683.29
1998	M & O	.429400	15,875.81	.00	27,677.37	.00	43,553.18	6,554.48	.00	.00	50,107.66
	I & S	.017300	639.55	.00	1,115.10	.00	1,754.65	.00	.00	.00	1,754.65
	TOTAL	.446700	16,515.36	.00	28,792.47	.00	45,307.83	6,554.48	.00	.00	51,862.31
1997	M & O	.459500	13,285.05	.00	24,675.08	.00	37,960.13	5,696.76	.00	.00	43,656.89
	I & S	.015200	439.40	.00	816.27	.00	1,255.67	.00	.00	.00	1,255.67
	TOTAL	.474700	13,724.45	.00	25,491.35	.00	39,215.80	5,696.76	.00	.00	44,912.56
1996	M & O	.448600	10,750.51	.00	21,159.15	.00	31,909.66	4,806.35	.00	.00	36,716.01
	I & S	.016800	402.47	.00	792.40	.00	1,194.87	.00	.00	.00	1,194.87
	TOTAL	.465400	11,152.98	.00	21,951.55	.00	33,104.53	4,806.35	.00	.00	37,910.88
1995	M & O	.427600	9,114.32	.00	18,954.04	.00	28,068.36	4,259.17	.00	.00	32,327.53
	I & S	.018400	392.32	.00	815.68	.00	1,208.00	.00	.00	.00	1,208.00
	TOTAL	.446000	9,506.64	.00	19,769.72	.00	29,276.36	4,259.17	.00	.00	33,535.53
1994	M & O	.399300	8,631.67	.00	18,972.94	.00	27,604.61	4,158.27	.00	.00	31,762.88
	I & S	.014700	317.73	.00	698.50	.00	1,016.23	.00	.00	.00	1,016.23
	TOTAL	.414000	8,949.40	.00	19,671.44	.00	28,620.84	4,158.27	.00	.00	32,779.11
1993	M & O	.395600	5,831.31	.00	13,366.23	.00	19,197.54	2,860.31	.00	.00	22,057.85
	I & S	.011500	169.47	.00	388.50	.00	557.97	.00	.00	.00	557.97
	TOTAL	.407100	6,000.78	.00	13,754.73	.00	19,755.51	2,860.31	.00	.00	22,615.82
1992	M & O	.382800	5,817.77	.00	14,018.27	.00	19,836.04	2,953.71	.00	.00	22,789.75
	I & S	.016100	244.70	.00	589.50	.00	834.20	.00	.00	.00	834.20
	TOTAL	.398900	6,062.47	.00	14,607.77	.00	20,670.24	2,953.71	.00	.00	23,623.95
1991	M & O	.362600	3,531.88	.00	8,796.30	.00	12,328.18	1,746.66	.00	.00	14,074.84
	I & S	.015100	147.17	.00	366.30	.00	513.47	.00	.00	.00	513.47
	TOTAL	.377700	3,679.05	.00	9,162.60	.00	12,841.65	1,746.66	.00	.00	14,588.31
1990	M & O	.360900	3,757.95	.00	10,125.04	.00	13,882.99	2,116.87	.00	.00	15,999.86
	I & S	.010400	108.22	.00	291.78	.00	400.00	.00	.00	.00	400.00
	TOTAL	.371300	3,866.17	.00	10,416.82	.00	14,282.99	2,116.87	.00	.00	16,399.86
1989	M & O	.369000	2,900.23	.00	8,137.19	.00	11,037.42	1,644.92	.00	.00	12,682.34
	I & S	.002500	19.59	.00	55.03	.00	74.62	.00	.00	.00	74.62
	TOTAL	.371500	2,919.82	.00	8,192.22	.00	11,112.04	1,644.92	.00	.00	12,756.96

YEAR	FUND	TAX RATE	LEVY PAID	DISCOUNT GIVEN	PENALTY INTEREST	TIF AMOUNT	DISBURSE TOTAL	ATTORNEY	OTHER FEES	REFUND AMOUNT	PAYMENT AMOUNT
1988	M & O	.358000	501.85	.00	1,324.44	.00	1,826.29	252.80	.00	.00	2,079.09
	I & S	.003500	4.90	.00	12.96	.00	17.86	.00	.00	.00	17.86
	TOTAL	.361500	506.75	.00	1,337.40	.00	1,844.15	252.80	.00	.00	2,096.95
1987	M & O	.277800	433.34	.00	1,148.23	.00	1,581.57	175.07	.00	.00	1,756.64
	I & S	.000000	.00	.00	.00	.00	.00	.00	.00	.00	.00
	TOTAL	.277800	433.34	.00	1,148.23	.00	1,581.57	175.07	.00	.00	1,756.64
1986	M & O	.268300	233.40	.00	616.10	.00	849.50	108.51	.00	.00	958.01
	I & S	.001000	.88	.00	2.30	.00	3.18	.00	.00	.00	3.18
	TOTAL	.269300	234.28	.00	618.40	.00	852.68	108.51	.00	.00	961.19
1985	M & O	.232000	152.24	.00	399.16	.00	551.40	76.23	.00	.00	627.63
	I & S	.003000	1.97	.00	5.16	.00	7.13	.00	.00	.00	7.13
	TOTAL	.235000	154.21	.00	404.32	.00	558.53	76.23	.00	.00	634.76
1984	M & O	.334000	109.86	.00	215.43	.00	325.29	42.08	.00	.00	367.37
	I & S	.003000	.98	.00	1.94	.00	2.92	.00	.00	.00	2.92
	TOTAL	.337000	110.84	.00	217.37	.00	328.21	42.08	.00	.00	370.29
1983	M & O	.348000	9.11	.00	108.33-	.00	99.22-	22.60-	.00	.00	121.82-
	I & S	.005000	.13	.00	1.56-	.00	1.43-	.00	.00	.00	1.43-
	TOTAL	.353000	9.24	.00	109.89-	.00	100.65-	22.60-	.00	.00	123.25-
1982	M & O	.334000	39.78-	.00	113.12-	.00	152.90-	22.93-	.00	.00	175.83-
	I & S	.000000	.00	.00	.00	.00	.00	.00	.00	.00	.00
	TOTAL	.334000	39.78-	.00	113.12-	.00	152.90-	22.93-	.00	.00	175.83-
1981	M & O	.334000	32.03	.00	121.39	.00	153.42	23.01	.00	.00	176.43
	I & S	.000000	.00	.00	.00	.00	.00	.00	.00	.00	.00
	TOTAL	.334000	32.03	.00	121.39	.00	153.42	23.01	.00	.00	176.43
1980	M & O	.300000	9.50	.00	36.24	.00	45.74	6.86	.00	.00	52.60
	I & S	.000000	.00	.00	.00	.00	.00	.00	.00	.00	.00
	TOTAL	.300000	9.50	.00	36.24	.00	45.74	6.86	.00	.00	52.60
ALL	M & O		141,355,218.99	.00	5,126,832.64	873,188.51-	145,608,863.12	2,186,576.93	.00	.00	148,668,628.56
ALL	I & S		18,048,086.02	.00	673,327.51	108,870.98-	18,612,542.55	.00	.00	.00	18,721,413.53
ALL	TOTAL		159,403,305.01	.00	5,800,160.15	982,059.49-	164,221,405.67	2,186,576.93	.00	.00	167,390,042.09
DLQ	M & O		9,625,249.14	.00	3,582,584.95	175,613.02	13,383,447.11	2,131,298.54	.00	.00	15,339,132.63
DLQ	I & S		1,314,484.31	.00	477,164.54	24,357.90	1,816,006.75	.00	.00	.00	1,791,648.85
DLQ	TOTAL		10,939,733.45	.00	4,059,749.49	199,970.92	15,199,453.86	2,131,298.54	.00	.00	17,130,781.48

07/03/2013 22:47:50 1440264
 TC298-D SELECTION: SYSTEM
 RECEIPT DATE: ALL

TAX COLLECTION SYSTEM
 DEPOSIT DISTRIBUTION
 FROM: 07/01/2012 THRU 06/30/2013
 JURISDICTION: 0001 HIDALGO COUNTY

PAGE: 4
 INCLUDES AG ROLLBACK

YEAR	FUND	TAX RATE	LEVY PAID	DISCOUNT GIVEN	PENALTY INTEREST	TIF AMOUNT	DISBURSE TOTAL	ATTORNEY	OTHER FEES	REFUND AMOUNT	PAYMENT AMOUNT
CURR M & O			131,729,969.85	.00	1,544,247.69	1,048,801.53-	132,225,416.01	55,278.39	.00	.00	133,329,495.93
CURR I & S			16,733,601.71	.00	196,162.97	133,228.88-	16,796,535.80	.00	.00	.00	16,929,764.68
CURR TOTAL			148,463,571.56	.00	1,740,410.66	1,182,030.41-	149,021,951.81	55,278.39	.00	.00	150,259,260.61

**PABLO "PAUL" VILLARREAL JR., TAX ASSR & COLL
HIDALGO COUNTY ENTITIES ANNUAL TAX REPORT
JULY 01, 2012 THRU JUNE 30, 2013**

TAX COLLECTIONS	BASE	PEN & INT	ATTY FEE	
ROAD DIST #2 DELINQUENT TOTALS	-	-	-	-
ROAD DIST #5 DELINQUENT ROLLBACK TOTALS	357.67	686.35	136.49	-
	-	-	-	1,180.51
ROAD DIST #7 DELINQUENT TOTALS	-	-	-	-
ROAD DIST #11 DELINQUENT TOTALS	-	-	-	-
ROAD DIST #12 DELINQUENT TOTALS	-	-	-	-
ROAD DIST #15 DELINQUENT TOTALS	26.37	77.78	15.60	-
	26.37	77.78	15.60	119.75
STATE DIST DELINQUENT TOTALS	-	-	-	-
SPECIAL INVENTORY VARIANCE OTHER REVENUE TOTALS			-	-
TOTAL COLLECTED 2012-2013 HIDALGO COUNTY ENTITIES				1,300.26

DISBURSEMENTS

ATTORNEY FEES	152.09
PRIOR YEAR REFUNDS	-

RECAP

TOTAL DELINQUENT/ROLLBACK BASE	384.04
TOTAL PENALTY & INTEREST	764.13
TOTAL TAX COLLECTIONS	<u>1,148.17</u>
TOTAL ATTORNEY FEES	<u>152.09</u>

DISBURSEMENTS (CONT')

OTHER REVENUE TOTALS	-
TOTAL	1,300.26
LESS REFUNDS DISBURSED THRU FISCAL YEAR	-
TOTAL COLLECTED 2012/2013	1,300.26
LESS ATTY FEES	152.09

TOTAL REVENUE DISBURSED TO HIDALGO COUNTY ENTITIES 1,148.17

TOTAL DISBURSED 2012-2013 HIDALGO COUNTY ENTITIES 1,300.26


DIFF.

AFFIDAVIT

I, PABLO "PAUL" VILLARREAL JR., TAX ASSESSOR-COLLECTOR OF TAXES FOR HIDALGO COUNTY ENTITIES DO SOLEMNLY SWEAR THAT THE ABOVE STATEMENT OF TAXES COLLECTED BY ME FOR THE FISCAL YEAR ENDING 2012-2013 IS CORRECT.

Pablo (Paul) Villarreal Jr.


ASSESSOR- COLLECTOR OF TAXES FOR HIDALGO COUNTY ENTITIES



SWORN AND SUBSCRIBED BEFORE ME THIS 15TH DAY OF JULY 2013

N L Briones

NOTARY PUBLIC, HIDALGO COUNTY, TEXAS



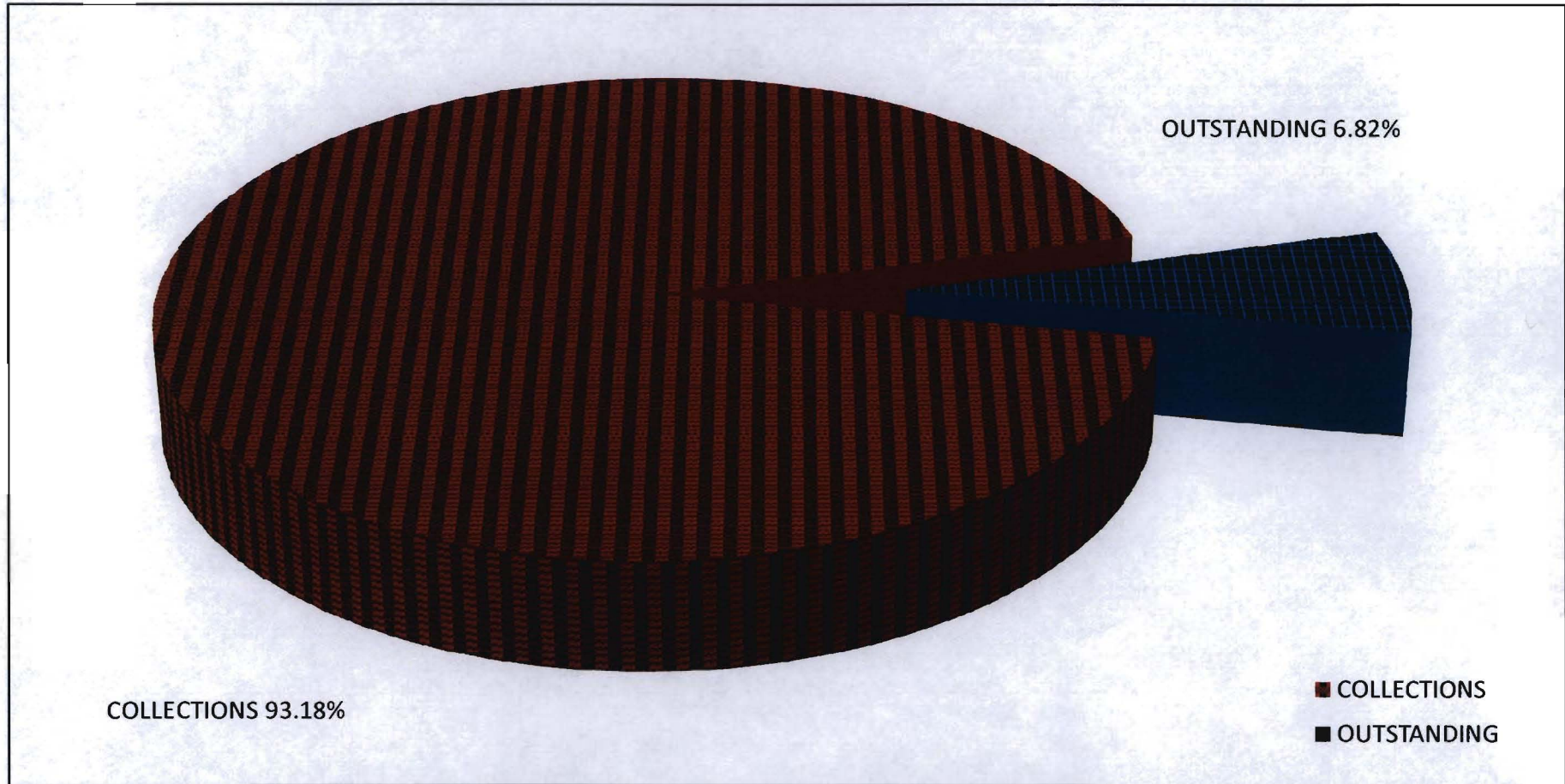
YEAR	FUND	TAX RATE	LEVY PAID	DISCOUNT GIVEN	PENALTY INTEREST	TIF AMOUNT	DISBURSE TOTAL	ATTORNEY	OTHER FEES	REFUND AMOUNT	PAYMENT AMOUNT
1999	M & O	.000000	.00	.00	.00	.00	.00	24.19	.00	.00	24.19
	I & S	.010900	66.72	.00	105.35	.00	172.07	.00	.00	.00	172.07
	TOTAL	.010900	66.72	.00	105.35	.00	172.07	24.19	.00	.00	196.26
1998	M & O	.000000	.00	.00	.00	.00	.00	28.18	.00	.00	28.18
	I & S	.019500	69.28	.00	122.18	.00	191.46	.00	.00	.00	191.46
	TOTAL	.019500	69.28	.00	122.18	.00	191.46	28.18	.00	.00	219.64
1997	M & O	.000000	.00	.00	.00	.00	.00	20.03	.00	.00	20.03
	I & S	.023000	49.98	.00	91.52	.00	141.50	.00	.00	.00	141.50
	TOTAL	.023000	49.98	.00	91.52	.00	141.50	20.03	.00	.00	161.53
1996	M & O	.000000	.00	.00	.00	.00	.00	17.89	.00	.00	17.89
	I & S	.025000	46.66	.00	88.82	.00	135.48	.00	.00	.00	135.48
	TOTAL	.025000	46.66	.00	88.82	.00	135.48	17.89	.00	.00	153.37
1995	M & O	.000000	.00	.00	.00	.00	.00	17.98	.00	.00	17.98
	I & S	.025000	45.77	.00	91.14	.00	136.91	.00	.00	.00	136.91
	TOTAL	.025000	45.77	.00	91.14	.00	136.91	17.98	.00	.00	154.89
1994	M & O	.000000	.00	.00	.00	.00	.00	10.80	.00	.00	10.80
	I & S	.020000	27.47	.00	58.28	.00	85.75	.00	.00	.00	85.75
	TOTAL	.020000	27.47	.00	58.28	.00	85.75	10.80	.00	.00	96.55
1993	M & O	.000000	.00	.00	.00	.00	.00	5.69	.00	.00	5.69
	I & S	.020000	11.20	.00	26.82	.00	38.02	.00	.00	.00	38.02
	TOTAL	.020000	11.20	.00	26.82	.00	38.02	5.69	.00	.00	43.71
1992	M & O	.000000	.00	.00	.00	.00	.00	6.10	.00	.00	6.10
	I & S	.020000	12.08	.00	29.82	.00	41.90	.00	.00	.00	41.90
	TOTAL	.020000	12.08	.00	29.82	.00	41.90	6.10	.00	.00	48.00
1991	M & O	.000000	.00	.00	.00	.00	.00	1.47	.00	.00	1.47
	I & S	.010000	2.70	.00	7.08	.00	9.78	.00	.00	.00	9.78
	TOTAL	.010000	2.70	.00	7.08	.00	9.78	1.47	.00	.00	11.25
1990	M & O	.010000	2.04	.00	5.63	.00	7.67	1.16	.00	.00	8.83
	I & S	.000000	.00	.00	.00	.00	.00	.00	.00	.00	.00
	TOTAL	.010000	2.04	.00	5.63	.00	7.67	1.16	.00	.00	8.83
1989	M & O	.020000	3.37	.00	9.69	.00	13.06	1.96	.00	.00	15.02
	I & S	.000000	.00	.00	.00	.00	.00	.00	.00	.00	.00
	TOTAL	.020000	3.37	.00	9.69	.00	13.06	1.96	.00	.00	15.02
1988	M & O	.000000	.00	.00	.00	.00	.00	1.04	.00	.00	1.04
	I & S	.020000	2.29	.00	6.42	.00	8.71	.00	.00	.00	8.71
	TOTAL	.020000	2.29	.00	6.42	.00	8.71	1.04	.00	.00	9.75

YEAR	FUND	TAX RATE	LEVY PAID	DISCOUNT GIVEN	PENALTY INTEREST	TIF AMOUNT	DISBURSE TOTAL	ATTORNEY	OTHER FEES	REFUND AMOUNT	PAYMENT AMOUNT
1999	M & O	.000000	.00	.00	.00	.00	.00	24.19	.00	.00	24.19
	I & S	.010900	66.72	.00	105.35	.00	172.07	.00	.00	.00	172.07
	TOTAL	.010900	66.72	.00	105.35	.00	172.07	24.19	.00	.00	196.26
1998	M & O	.000000	.00	.00	.00	.00	.00	28.18	.00	.00	28.18
	I & S	.019500	69.28	.00	122.18	.00	191.46	.00	.00	.00	191.46
	TOTAL	.019500	69.28	.00	122.18	.00	191.46	28.18	.00	.00	219.64
1997	M & O	.000000	.00	.00	.00	.00	.00	20.03	.00	.00	20.03
	I & S	.023000	49.98	.00	91.52	.00	141.50	.00	.00	.00	141.50
	TOTAL	.023000	49.98	.00	91.52	.00	141.50	20.03	.00	.00	161.53
1996	M & O	.000000	.00	.00	.00	.00	.00	17.89	.00	.00	17.89
	I & S	.025000	46.66	.00	88.82	.00	135.48	.00	.00	.00	135.48
	TOTAL	.025000	46.66	.00	88.82	.00	135.48	17.89	.00	.00	153.37
1995	M & O	.000000	.00	.00	.00	.00	.00	17.98	.00	.00	17.98
	I & S	.025000	45.77	.00	91.14	.00	136.91	.00	.00	.00	136.91
	TOTAL	.025000	45.77	.00	91.14	.00	136.91	17.98	.00	.00	154.89
1994	M & O	.000000	.00	.00	.00	.00	.00	10.80	.00	.00	10.80
	I & S	.020000	27.47	.00	58.28	.00	85.75	.00	.00	.00	85.75
	TOTAL	.020000	27.47	.00	58.28	.00	85.75	10.80	.00	.00	96.55
1993	M & O	.000000	.00	.00	.00	.00	.00	5.69	.00	.00	5.69
	I & S	.020000	11.20	.00	26.82	.00	38.02	.00	.00	.00	38.02
	TOTAL	.020000	11.20	.00	26.82	.00	38.02	5.69	.00	.00	43.71
1992	M & O	.000000	.00	.00	.00	.00	.00	6.10	.00	.00	6.10
	I & S	.020000	12.08	.00	29.82	.00	41.90	.00	.00	.00	41.90
	TOTAL	.020000	12.08	.00	29.82	.00	41.90	6.10	.00	.00	48.00
1991	M & O	.000000	.00	.00	.00	.00	.00	1.47	.00	.00	1.47
	I & S	.010000	2.70	.00	7.08	.00	9.78	.00	.00	.00	9.78
	TOTAL	.010000	2.70	.00	7.08	.00	9.78	1.47	.00	.00	11.25
1990	M & O	.010000	2.04	.00	5.63	.00	7.67	1.16	.00	.00	8.83
	I & S	.000000	.00	.00	.00	.00	.00	.00	.00	.00	.00
	TOTAL	.010000	2.04	.00	5.63	.00	7.67	1.16	.00	.00	8.83
1989	M & O	.020000	3.37	.00	9.69	.00	13.06	1.96	.00	.00	15.02
	I & S	.000000	.00	.00	.00	.00	.00	.00	.00	.00	.00
	TOTAL	.020000	3.37	.00	9.69	.00	13.06	1.96	.00	.00	15.02
1988	M & O	.000000	.00	.00	.00	.00	.00	1.04	.00	.00	1.04
	I & S	.020000	2.29	.00	6.42	.00	8.71	.00	.00	.00	8.71
	TOTAL	.020000	2.29	.00	6.42	.00	8.71	1.04	.00	.00	9.75

PABLO "PAUL" VILLARREAL JR., ASSESSOR/COLLECTOR
HIDALGO COUNTY ENTITIES CURRENT TAX COLLECTION REPORT
FOR THE MONTH OF JUNE 2013

<u>AD VALOREM - HIDALGO COUNTY</u>	<u>2012-2013</u>	<u>2011-2012</u>	<u>DIFFERENCE</u>
<u>2012 CURRENT</u>			
ORIGINAL LEVY	159,570,083.70	158,157,251.97	1,412,831.73
MODIFICATIONS	(238,834.09)	(234,832.75)	(4,001.34)
CURRENT LEVY	159,331,249.61	157,922,419.22	1,408,830.39
CURRENT COLLECTIONS THIS MONTH	1,942,359.50	2,247,727.29	(305,367.79)
CURRENT COLLECTIONS TO DATE	148,463,571.56	147,059,510.44	1,404,061.12
OUTSTANDING TO DATE	10,867,678.05	10,862,908.78	4,769.27
PERCENT COLLECTED/ORIGINAL	93.04%	92.98%	0.06%
PERCENT COLLECTED/MODIFIED	93.18%	93.12%	0.06%
 TOTAL COLLECTIONS FISCAL YEAR	 148,463,571.56	 147,059,510.44	

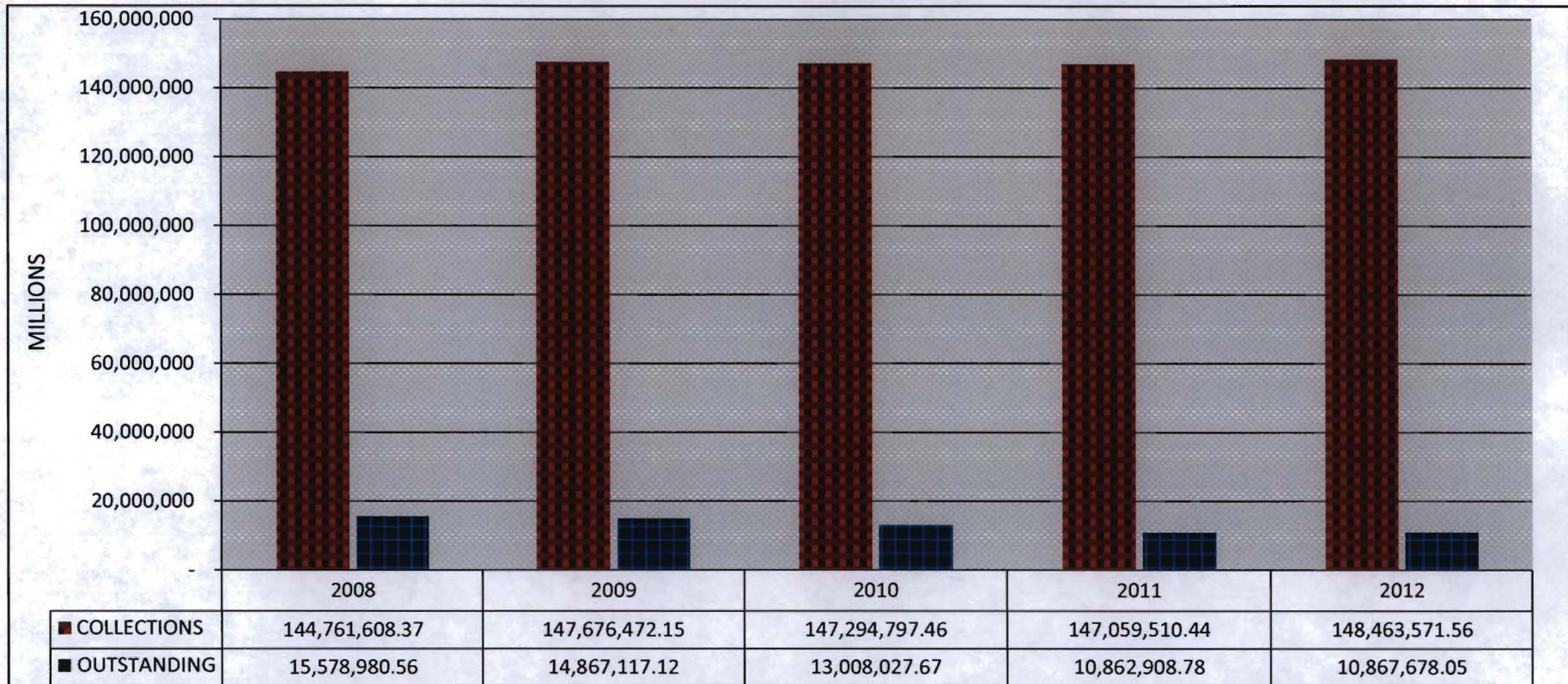
**HIDALGO COUNTY
2012 CURRENT TAX COLLECTION
JULY 1ST - JUNE 30TH**



YEAR	ORIGINAL LEVY	MODIFICATIONS	ADJUSTED LEVY	COLLECTIONS	OUTSTANDING	PERCENT
2012	159,570,083.70	(238,834.09)	159,331,249.61	148,463,571.56	10,867,678.05	93.18%

Pablo "Paul" Villarreal Jr., RTA - Hidalgo County Tax Assr/Coll
Hidalgo County, Texas

HIDALGO COUNTY CURRENT TAX COLLECTION 5-YEAR COMPARISON CHART JULY 1ST - JUNE 30TH



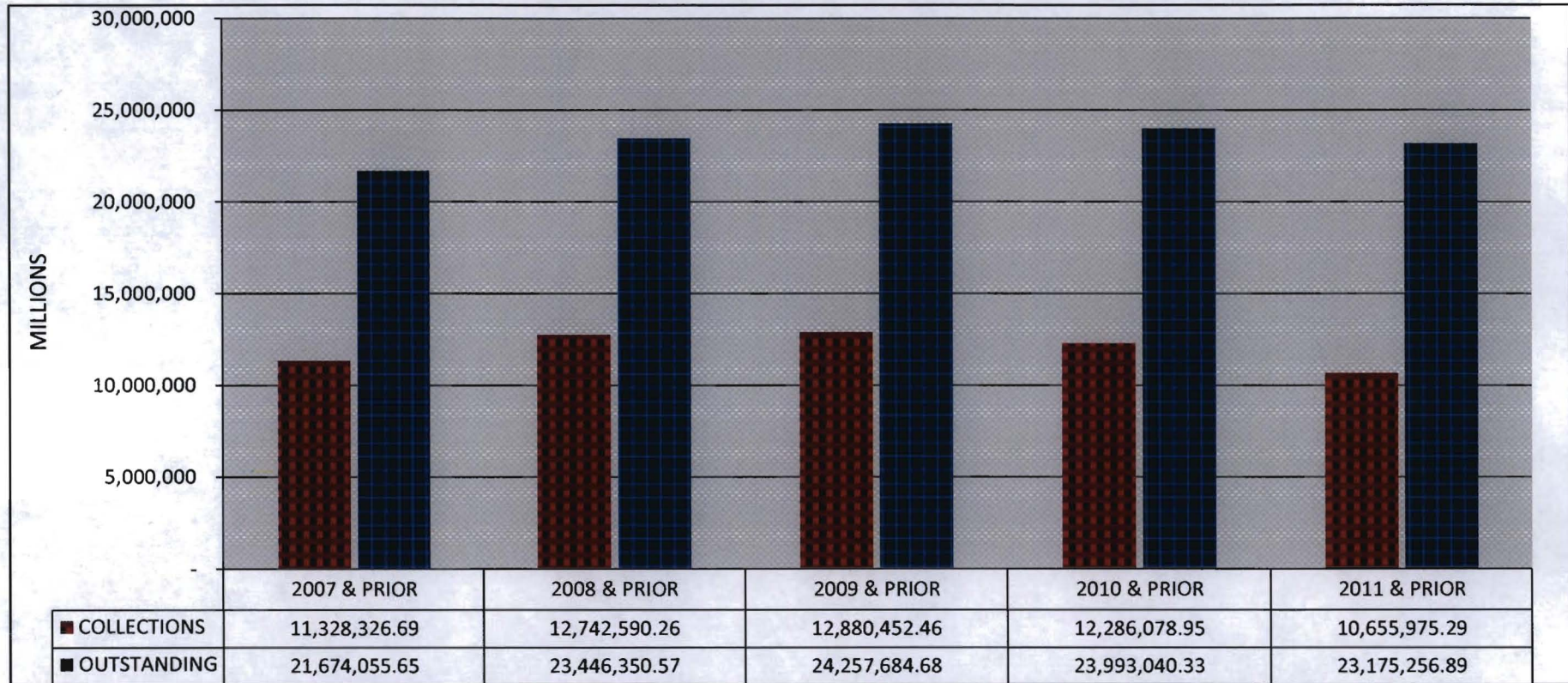
YEAR	ORIGINAL LEVY	MODIFICATIONS	ADJUSTED LEVY	COLLECTIONS	OUTSTANDING	PERCENT
2008	154,988,101.14	5,352,487.79	160,340,588.93	144,761,608.37	15,578,980.56	90.28%
2009	161,386,867.48	1,156,721.79	162,543,589.27	147,676,472.15	14,867,117.12	90.85%
2010	160,318,223.74	(15,398.61)	160,302,825.13	147,294,797.46	13,008,027.67	91.89%
2011	158,157,251.97	(234,832.75)	157,922,419.22	147,059,510.44	10,862,908.78	93.12%
2012	159,570,083.70	(238,834.09)	159,331,249.61	148,463,571.56	10,867,678.05	93.18%

Pablo "Paul" Villarreal Jr., RTA - Hidalgo County Tax Assr/Coll
Hidalgo County, Texas

PABLO "PAUL" VILLARREAL JR., ASSESSOR/COLLECTOR
HIDALGO COUNTY ENTITIES DELINQUENT TAX COLLECTION REPORT
FOR THE MONTH OF JUNE 2013

<u>AD VALOREM - HIDALGO COUNTY</u>	<u>2011 & PRIOR</u>	<u>2010 & PRIOR</u>	<u>DIFFERENCE</u>
ORIGINAL LEVY	34,855,949.11	37,265,712.35	(2,409,763.24)
MODIFICATIONS	(1,024,716.93)	(986,593.07)	(38,123.86)
DELINQUENT LEVY	33,831,232.18	36,279,119.28	(2,447,887.10)
DELINQUENT COLLECTIONS THIS MONTH	662,219.99	723,869.21	(61,649.22)
DELINQUENT COLLECTIONS TO DATE	10,655,975.29	12,286,078.95	(1,630,103.66)
OUTSTANDING TO DATE	23,175,256.89	23,993,040.33	(817,783.44)
PERCENT COLLECTED/ORIGINAL	30.57%	32.97%	-2.40%
PERCENT COLLECTED/MODIFIED	31.50%	33.87%	-2.37%
 TOTAL COLLECTIONS FISCAL YEAR	 10,655,975.29	 12,286,078.95	

HIDALGO COUNTY DELINQUENT TAX COLLECTION 5-YEAR COMPARISON CHART JULY 1ST - JUNE 30TH



YEAR	ORIGINAL LEVY	MODIFICATIONS	ADJUSTED LEVY	COLLECTIONS	OUTSTANDING	PERCENT
2007 & PRIOR	33,599,972.76	(597,590.42)	33,002,382.34	11,328,326.69	21,674,055.65	34.33%
2008 & PRIOR	37,253,036.21	(1,064,095.38)	36,188,940.83	12,742,590.26	23,446,350.57	35.21%
2009 & PRIOR	38,313,467.69	(1,175,330.55)	37,138,137.14	12,880,452.46	24,257,684.68	34.68%
2010 & PRIOR	37,265,712.35	(986,593.07)	36,279,119.28	12,286,078.95	23,993,040.33	33.87%
2011 & PRIOR	34,855,949.11	(1,024,716.93)	33,831,232.18	10,655,975.29	23,175,256.89	31.50%

Pablo "Paul" Villarreal Jr., RTA - Hidalgo County Tax Assr/Coll
Hidalgo County, Texas

PABLO "PAUL" VILLARREAL JR., ASSESSOR/COLLECTOR
HIDALGO COUNTY ENTITIES ROLLBACK TAX COLLECTION REPORT
FOR THE MONTH OF JUNE 2013

<u>AD VALOREN - HIDALGO COUNTY</u>	<u>2012-2013</u>	<u>2011-2012</u>	<u>DIFFERENCE</u>
<u>ROLLBACK</u>			
ORIGINAL LEVY	238,615.50	48,855.56	189,759.94
MODIFICATIONS	337,827.19	309,922.36	27,904.83
ROLLBACK LEVY	576,442.69	358,777.92	217,664.77
ROLLBACK COLLECTIONS THIS MONTH	9,189.52	47,212.41	(38,022.89)
ROLLBACK COLLECTIONS TO DATE	283,758.16	120,162.42	163,595.74
OUTSTANDING TO DATE	292,684.53	238,615.50	54,069.03
PERCENT COLLECTED/ORIGINAL	118.92%	245.95%	-127.03%
PERCENT COLLECTED/MODIFIED	49.23%	33.49%	15.74%
 TOTAL COLLECTIONS FISCAL YEAR	 283,758.16	 120,162.42	

TAX COLLECTION SYSTEM
TAX COLLECTOR MONTHLY REPORT
FROM 07/01/2012 TO 06/30/2013

JURISDICTION: 0001 HIDALGO COUNTY

	CERT TAXABLE VALUE	ADJUSTMENTS	ADJ TAX VALUE	TAX RATE	TAX LEVY	PAID ACCTS
	-----	-----	-----	-----	-----	-----
CURRENT YEAR	27,320,028.938	35,984,719-	27,284,044,219	0.590000	159,331,249.61	291,148
	-----	-----	-----	-----	-----	-----

YEAR	TAXES DUE	MONTH ADJ	ADJUSTMENT YTD	LEVY PAID	PAID YTD	BALANCE	COLL %	YTD UNCOLL
	-----	-----	-----	-----	-----	-----	-----	-----
2012	159,570,083.70	238,834.09-	238,834.09-	148,463,571.56	148,463,571.56	10,867,678.05	93.18	4,991.87-
	ADJUSTMENT REFUNDS	189,750.19-	189,750.19-					
2011	10,862,908.78	264,321.24-	264,321.24-	5,650,030.07	5,650,030.07	4,948,557.47	53.31	8,834.55-
	ADJUSTMENT REFUNDS	208,162.97-	208,162.97-					
2010	5,835,005.38	99,923.89-	99,923.89-	2,010,047.88	2,010,047.88	3,725,033.61	35.05	15,019.58-
	ADJUSTMENT REFUNDS	43,263.67-	43,263.67-					
2009	4,227,375.14	53,597.10-	53,597.10-	1,161,915.86	1,161,915.86	3,011,862.18	27.84	19,298.65-
	ADJUSTMENT REFUNDS	22,200.08-	22,200.08-					
2008	3,031,411.99	45,719.41-	45,719.41-	643,262.01	643,262.01	2,342,430.57	21.54	19,781.11-
	ADJUSTMENT REFUNDS	34,469.43-	34,469.43-					
2007	2,343,977.03	213,683.21-	213,683.21-	377,923.15	377,923.15	1,752,370.67	17.74	14,440.97-
	ADJUSTMENT REFUNDS	12,210.15-	12,210.15-					
2006	1,575,254.06	50,338.38-	50,338.38-	218,610.66	218,610.66	1,306,305.02	14.34	14,850.88-
	ADJUSTMENT REFUNDS	3,037.45-	3,037.45-					
2005	1,282,437.94	45,528.20-	45,528.20-	146,097.04	146,097.04	1,090,812.70	11.81	13,253.44-
	ADJUSTMENT REFUNDS	2,551.89-	2,551.89-					
2004	1,088,281.21	44,922.01-	44,922.01-	111,289.83	111,289.83	932,069.37	10.67	15,222.19-
	ADJUSTMENT REFUNDS	2,838.51-	2,838.51-					
2003	828,900.86	29,452.14-	29,452.14-	82,787.36	82,787.36	716,661.36	10.36	13,028.27-
2002	722,231.96	23,679.20-	23,679.20-	68,164.55	68,164.55	630,388.21	9.76	11,322.87-
2001	584,654.64	19,235.21-	19,235.21-	48,200.13	48,200.13	517,219.30	8.52	10,467.08-
2000	483,713.49	15,898.58-	15,898.58-	32,998.33	32,998.33	434,816.58	7.05	9,825.44-
1999	343,907.38	15,658.12-	15,658.12-	20,820.89	20,820.89	307,428.37	6.34	8,310.09-
	ADJUSTMENT REFUNDS	73.70-	73.70-					
1998	303,728.65	14,187.64-	14,187.64-	16,515.36	16,515.36	273,025.65	5.70	8,067.59-
	ADJUSTMENT REFUNDS	73.70-	73.70-					
1997	271,487.05	11,104.00-	11,104.00-	13,724.45	13,724.45	246,658.60	5.27	7,057.96-
1996	224,242.88	9,838.33-	9,838.33-	11,152.98	11,152.98	203,251.57	5.20	6,423.95-
	ADJUSTMENT REFUNDS	3.71-	3.71-					
1995	193,067.77	6,390.39-	6,390.39-	9,506.64	9,506.64	177,170.74	5.09	5,467.60-
1994	160,481.83	5,290.74-	5,290.74-	8,949.40	8,949.40	146,241.69	5.77	4,828.17-
1993	126,039.49	4,468.72-	4,468.72-	6,000.78	6,000.78	115,569.99	4.94	3,775.21-
1992	109,069.08	4,357.81-	4,357.81-	6,062.47	6,062.47	98,648.80	5.79	2,783.02-
1991	257,772.50	47,122.61-	47,122.61-	11,915.45	11,915.45	198,734.44	5.66	4,906.92-
****	194,426,032.81	1,263,551.02-	1,263,551.02-	159,119,546.85	159,119,546.85	34,042,934.94		221,957.41-
	ADJUSTMENT REFUNDS	518,635.45-	518,635.45-					

TAX COLLECTION SYSTEM
 TAX COLLECTOR MONTHLY REPORT
 FROM 07/01/2012 TO 06/30/2013

FISCAL START: 07/01/2012 END: 06/30/2013 JURISDICTION: 0001 HIDALGO COUNTY

	CERT TAXABLE VALUE	ADJUSTMENTS	ADJ TAX VALUE	TAX RATE	TAX LEVY	PAID ACCTS
CURRENT YEAR	27,320,028.938	35,984,719-	27,284,044,219	0.590000	159,331,249.61	291,148

YEAR	TAXES DUE	MONTH ADJ	ADJUSTMENT YTD	LEVY PAID	PAID YTD	BALANCE	COLL %	YTD UNCOLL
2012	159,570,083.70	238,834.09-	238,834.09-	148,463,571.56	148,463,571.56	10,867,678.05	93.18	4,991.87-
2011	10,862,908.78	264,321.24-	264,321.24-	5,650,030.07	5,650,030.07	4,948,557.47	53.31	8,834.55-
2010	5,835,005.38	99,923.89-	99,923.89-	2,010,047.88	2,010,047.88	3,725,033.61	35.05	15,019.58-
2009	4,227,375.14	53,597.10-	53,597.10-	1,161,915.86	1,161,915.86	3,011,862.18	27.84	19,298.65-
2008	3,031,411.99	45,719.41-	45,719.41-	643,262.01	643,262.01	2,342,430.57	21.54	19,781.11-
2007	2,343,977.03	213,683.21-	213,683.21-	377,923.15	377,923.15	1,752,370.67	17.74	14,440.97-
2006	1,575,254.06	50,338.38-	50,338.38-	218,610.66	218,610.66	1,306,305.02	14.34	14,850.88-
2005	1,282,437.94	45,528.20-	45,528.20-	146,097.04	146,097.04	1,090,812.70	11.81	13,253.44-
2004	1,088,281.21	44,922.01-	44,922.01-	111,289.83	111,289.83	932,069.37	10.67	15,222.19-
2003	828,900.86	29,452.14-	29,452.14-	82,787.36	82,787.36	716,661.36	10.36	13,028.27-
2002	722,231.96	23,679.20-	23,679.20-	68,164.55	68,164.55	630,388.21	9.76	11,322.87-
2001	584,654.64	19,235.21-	19,235.21-	48,200.13	48,200.13	517,219.30	8.52	10,467.08-
2000	483,713.49	15,898.58-	15,898.58-	32,998.33	32,998.33	434,816.58	7.05	9,825.44-
1999	343,907.38	15,658.12-	15,658.12-	20,820.89	20,820.89	307,428.37	6.34	8,310.09-
1998	303,728.65	14,187.64-	14,187.64-	16,515.36	16,515.36	273,025.65	5.70	8,067.59-
1997	271,487.05	11,104.00-	11,104.00-	13,724.45	13,724.45	246,658.60	5.27	7,057.96-
1996	224,242.88	9,838.33-	9,838.33-	11,152.98	11,152.98	203,251.57	5.20	6,423.95-
1995	193,067.77	6,390.39-	6,390.39-	9,506.64	9,506.64	177,170.74	5.09	5,467.60-
1994	160,481.83	5,290.74-	5,290.74-	8,949.40	8,949.40	146,241.69	5.77	4,828.17-
1993	126,039.49	4,468.72-	4,468.72-	6,000.78	6,000.78	115,569.99	4.94	3,775.21-
1992	109,069.08	4,357.81-	4,357.81-	6,062.47	6,062.47	98,648.80	5.79	2,783.02-
1991	257,772.50	47,122.61-	47,122.61-	11,915.45	11,915.45	198,734.44	5.66	4,906.92-
****	194,426,032.81	1,263,551.02-	1,263,551.02-	159,119,546.85	159,119,546.85	34,042,934.94		221,957.41-

TAX COLLECTION SYSTEM
TAX COLLECTOR MONTHLY REPORT
FROM 07/01/2012 TO 06/30/2013

JURISDICTION: 0001 HIDALGO COUNTY

	CERT TAXABLE VALUE	ADJUSTMENTS	ADJ TAX VALUE	TAX RATE	TAX LEVY	PAID ACCTS
	-----	-----	-----	-----	-----	-----
CURRENT YEAR	0	0	0	0.590000	9,057.01	0
	-----	-----	-----	-----	-----	-----

YEAR	TAXES DUE	MONTH ADJ	ADJUSTMENT YTD	LEVY PAID	PAID YTD	BALANCE	COLL %	YTD UNCOLL
	-----	-----	-----	-----	-----	-----	-----	-----
2012	0.00	9,057.01	9,057.01	0.00	0.00	9,057.01		0.00
ADJUSTMENT REFUNDS		189,750.19-	189,750.19-					
2011	40,709.20	72,325.97	72,325.97	51,232.69	51,232.69	61,802.48	45.32	0.00
ADJUSTMENT REFUNDS		208,162.97-	208,162.97-					
2010	60,823.39	78,150.56	78,150.56	72,663.29	72,663.29	66,310.66	52.29	0.00
ADJUSTMENT REFUNDS		43,263.67-	43,263.67-					
2009	53,712.37	67,034.24	67,034.24	61,166.41	61,166.41	59,580.20	50.66	0.00
ADJUSTMENT REFUNDS		22,200.08-	22,200.08-					
2008	40,134.15	70,717.79	70,717.79	48,268.71	48,268.71	62,583.23	43.54	0.00
ADJUSTMENT REFUNDS		34,469.43-	34,469.43-					
2007	19,341.59	40,920.31	40,920.31	38,556.53	38,556.53	21,705.37	63.98	0.00
ADJUSTMENT REFUNDS		12,210.15-	12,210.15-					
2006	12,600.45	378.69-	378.69-	9,457.88	9,457.88	2,763.88	77.39	0.00
ADJUSTMENT REFUNDS		3,037.45-	3,037.45-					
2005	2,644.30	.00	0.00	541.91	541.91	2,102.39	20.49	0.00
ADJUSTMENT REFUNDS		2,551.89-	2,551.89-					
2004	2,502.63	.00	0.00	271.18	271.18	2,231.45	10.84	0.00
ADJUSTMENT REFUNDS		2,838.51-	2,838.51-					
2003	2,197.43	.00	0.00	516.65	516.65	1,680.78	23.51	0.00
2002	1,919.82	.00	0.00	310.20	310.20	1,609.62	16.16	0.00
2001	687.56	.00	0.00	290.57	290.57	396.99	42.26	0.00
2000	296.82	.00	0.00	296.82	296.82	0.00		0.00
1999	185.32	.00	0.00	185.32	185.32	0.00		0.00
ADJUSTMENT REFUNDS		73.70-	73.70-					
1997	9.91	.00	0.00	0.00	0.00	9.91		0.00
1994	850.56	.00	0.00	0.00	0.00	850.56		0.00
****	238,615.50	337,827.19	337,827.19	283,758.16	283,758.16	292,684.53		0.00
ADJUSTMENT REFUNDS		518,558.04-	518,558.04-					

TAX COLLECTION SYSTEM
TAX COLLECTOR MONTHLY REPORT
FROM 07/01/2012 TO 06/30/2013

FISCAL START: 07/01/2012 END: 06/30/2013 JURISDICTION: 0001 HIDALGO COUNTY

	CERT TAXABLE VALUE	ADJUSTMENTS	ADJ TAX VALUE	TAX RATE	TAX LEVY	PAID ACCTS
	-----	-----	-----	-----	-----	-----
CURRENT YEAR	0	0	0	0.590000	9,057.01	0
	-----	-----	-----	-----	-----	-----

YEAR	TAXES DUE	MONTH ADJ	ADJUSTMENT YTD	LEVY PAID	PAID YTD	BALANCE	COLL %	YTD UNCOLL
	-----	-----	-----	-----	-----	-----	-----	-----
2012	0.00	9,057.01	9,057.01	0.00	0.00	9,057.01		0.00
2011	40,709.20	72,325.97	72,325.97	51,232.69	51,232.69	61,802.48	45.32	0.00
2010	60,823.39	78,150.56	78,150.56	72,663.29	72,663.29	66,310.66	52.29	0.00
2009	53,712.37	67,034.24	67,034.24	61,166.41	61,166.41	59,580.20	50.66	0.00
2008	40,134.15	70,717.79	70,717.79	48,268.71	48,268.71	62,583.23	43.54	0.00
2007	19,341.59	40,920.31	40,920.31	38,556.53	38,556.53	21,705.37	63.98	0.00
2006	12,600.45	378.69-	378.69-	9,457.88	9,457.88	2,763.88	77.39	0.00
2005	2,644.30	.00	0.00	541.91	541.91	2,102.39	20.49	0.00
2004	2,502.63	.00	0.00	271.18	271.18	2,231.45	10.84	0.00
2003	2,197.43	.00	0.00	516.65	516.65	1,680.78	23.51	0.00
2002	1,919.82	.00	0.00	310.20	310.20	1,609.62	16.16	0.00
2001	687.56	.00	0.00	290.57	290.57	396.99	42.26	0.00
2000	296.82	.00	0.00	296.82	296.82	0.00		0.00
1999	185.32	.00	0.00	185.32	185.32	0.00		0.00
1997	9.91	.00	0.00	0.00	0.00	9.91		0.00
1994	850.56	.00	0.00	0.00	0.00	850.56		0.00
****	238,615.50	337,827.19	337,827.19	283,758.16	283,758.16	292,684.53		0.00

TAX COLLECTION SYSTEM
TAX COLLECTOR MONTHLY REPORT
FROM 07/01/2012 TO 06/30/2013

JURISDICTION: 0001 HIDALGO COUNTY

	CERT TAXABLE VALUE	ADJUSTMENTS	ADJ TAX VALUE	TAX RATE	TAX LEVY	PAID ACCTS
	-----	-----	-----	-----	-----	-----
CURRENT YEAR	27,320,028.938	35,984,719-	27,284,044,219	0.590000	159,340,306.62	291,148
	-----	-----	-----	-----	-----	-----

YEAR	TAXES DUE	MONTH ADJ	ADJUSTMENT YTD	LEVY PAID	PAID YTD	BALANCE	COLL %	YTD UNCOLL
	-----	-----	-----	-----	-----	-----	-----	-----
2012	159,570,083.70	229,777.08-	229,777.08-	148,463,571.56	148,463,571.56	10,876,735.06	93.17	4,991.87-
	ADJUSTMENT REFUNDS	189,750.19-	189,750.19-					
2011	10,903,617.98	191,995.27-	191,995.27-	5,701,262.76	5,701,262.76	5,010,359.95	53.23	8,834.55-
	ADJUSTMENT REFUNDS	208,162.97-	208,162.97-					
2010	5,895,828.77	21,773.33-	21,773.33-	2,082,711.17	2,082,711.17	3,791,344.27	35.46	15,019.58-
	ADJUSTMENT REFUNDS	43,263.67-	43,263.67-					
2009	4,281,087.51	13,437.14	13,437.14	1,223,082.27	1,223,082.27	3,071,442.38	28.48	19,298.65-
	ADJUSTMENT REFUNDS	22,200.08-	22,200.08-					
2008	3,071,546.14	24,998.38	24,998.38	691,530.72	691,530.72	2,405,013.80	22.33	19,781.11-
	ADJUSTMENT REFUNDS	34,469.43-	34,469.43-					
2007	2,363,318.62	172,762.90-	172,762.90-	416,479.68	416,479.68	1,774,076.04	19.01	14,440.97-
	ADJUSTMENT REFUNDS	12,210.15-	12,210.15-					
2006	1,587,854.51	50,717.07-	50,717.07-	228,068.54	228,068.54	1,309,068.90	14.84	14,850.88-
	ADJUSTMENT REFUNDS	3,037.45-	3,037.45-					
2005	1,285,082.24	45,528.20-	45,528.20-	146,638.95	146,638.95	1,092,915.09	11.83	13,253.44-
	ADJUSTMENT REFUNDS	2,551.89-	2,551.89-					
2004	1,090,783.84	44,922.01-	44,922.01-	111,561.01	111,561.01	934,300.82	10.67	15,222.19-
	ADJUSTMENT REFUNDS	2,838.51-	2,838.51-					
2003	831,098.29	29,452.14-	29,452.14-	83,304.01	83,304.01	718,342.14	10.39	13,028.27-
2002	724,151.78	23,679.20-	23,679.20-	68,474.75	68,474.75	631,997.83	9.78	11,322.87-
2001	585,342.20	19,235.21-	19,235.21-	48,490.70	48,490.70	517,616.29	8.57	10,467.08-
2000	484,010.31	15,898.58-	15,898.58-	33,295.15	33,295.15	434,816.58	7.11	9,825.44-
1999	344,092.70	15,658.12-	15,658.12-	21,006.21	21,006.21	307,428.37	6.40	8,310.09-
	ADJUSTMENT REFUNDS	73.70-	73.70-					
1998	303,728.65	14,187.64-	14,187.64-	16,515.36	16,515.36	273,025.65	5.70	8,067.59-
	ADJUSTMENT REFUNDS	73.70-	73.70-					
1997	271,496.96	11,104.00-	11,104.00-	13,724.45	13,724.45	246,668.51	5.27	7,057.96-
1996	224,242.88	9,838.33-	9,838.33-	11,152.98	11,152.98	203,251.57	5.20	6,423.95-
	ADJUSTMENT REFUNDS	3.71-	3.71-					
1995	193,067.77	6,390.39-	6,390.39-	9,506.64	9,506.64	177,170.74	5.09	5,467.60-
1994	161,332.39	5,290.74-	5,290.74-	8,949.40	8,949.40	147,092.25	5.74	4,828.17-
1993	126,039.49	4,468.72-	4,468.72-	6,000.78	6,000.78	115,569.99	4.94	3,775.21-
1992	109,069.08	4,357.81-	4,357.81-	6,062.47	6,062.47	98,648.80	5.79	2,783.02-
1991	257,772.50	47,122.61-	47,122.61-	11,915.45	11,915.45	198,734.44	5.66	4,906.92-
****	194,664,648.31	925,723.83-	925,723.83-	159,403,305.01	159,403,305.01	34,335,619.47		221,957.41-
	ADJUSTMENT REFUNDS	518,635.45-	518,635.45-					

TAX COLLECTION SYSTEM
TAX COLLECTOR MONTHLY REPORT
FROM 07/01/2012 TO 06/30/2013

FISCAL START: 07/01/2012 END: 06/30/2013 JURISDICTION: 0001 HIDALGO COUNTY

	CERT TAXABLE VALUE	ADJUSTMENTS	ADJ TAX VALUE	TAX RATE	TAX LEVY	PAID ACCTS
	-----	-----	-----	-----	-----	-----
CURRENT YEAR	27,320,028,938	35,984,719-	27,284,044,219	0.590000	159,340,306.62	291,148
	-----	-----	-----	-----	-----	-----

YEAR	TAXES DUE	MONTH ADJ	ADJUSTMENT YTD	LEVY PAID	PAID YTD	BALANCE	COLL %	YTD UNCOLL
	-----	-----	-----	-----	-----	-----	-----	-----
2012	159,570,083.70	229,777.08-	229,777.08-	148,463,571.56	148,463,571.56	10,876,735.06	93.17	4,991.87-
2011	10,903,617.98	191,995.27-	191,995.27-	5,701,262.76	5,701,262.76	5,010,359.95	53.23	8,834.55-
2010	5,895,828.77	21,773.33-	21,773.33-	2,082,711.17	2,082,711.17	3,791,344.27	35.46	15,019.58-
2009	4,281,087.51	13,437.14	13,437.14	1,223,082.27	1,223,082.27	3,071,442.38	28.48	19,298.65-
2008	3,071,546.14	24,998.38	24,998.38	691,530.72	691,530.72	2,405,013.80	22.33	19,781.11-
2007	2,363,318.62	172,762.90-	172,762.90-	416,479.68	416,479.68	1,774,076.04	19.01	14,440.97-
2006	1,587,854.51	50,717.07-	50,717.07-	228,068.54	228,068.54	1,309,068.90	14.84	14,850.88-
2005	1,285,082.24	45,528.20-	45,528.20-	146,638.95	146,638.95	1,092,915.09	11.83	13,253.44-
2004	1,090,783.84	44,922.01-	44,922.01-	111,561.01	111,561.01	934,300.82	10.67	15,222.19-
2003	831,098.29	29,452.14-	29,452.14-	83,304.01	83,304.01	718,342.14	10.39	13,028.27-
2002	724,151.78	23,679.20-	23,679.20-	68,474.75	68,474.75	631,997.83	9.78	11,322.87-
2001	585,342.20	19,235.21-	19,235.21-	48,490.70	48,490.70	517,616.29	8.57	10,467.08-
2000	484,010.31	15,898.58-	15,898.58-	33,295.15	33,295.15	434,816.58	7.11	9,825.44-
1999	344,092.70	15,658.12-	15,658.12-	21,006.21	21,006.21	307,428.37	6.40	8,310.09-
1998	303,728.65	14,187.64-	14,187.64-	16,515.36	16,515.36	273,025.65	5.70	8,067.59-
1997	271,496.96	11,104.00-	11,104.00-	13,724.45	13,724.45	246,668.51	5.27	7,057.96-
1996	224,242.88	9,838.33-	9,838.33-	11,152.98	11,152.98	203,251.57	5.20	6,423.95-
1995	193,067.77	6,390.39-	6,390.39-	9,506.64	9,506.64	177,170.74	5.09	5,467.60-
1994	161,332.39	5,290.74-	5,290.74-	8,949.40	8,949.40	147,092.25	5.74	4,828.17-
1993	126,039.49	4,468.72-	4,468.72-	6,000.78	6,000.78	115,569.99	4.94	3,775.21-
1992	109,069.08	4,357.81-	4,357.81-	6,062.47	6,062.47	98,648.80	5.79	2,783.02-
1991	257,772.50	47,122.61-	47,122.61-	11,915.45	11,915.45	198,734.44	5.66	4,906.92-
****	194,664,648.31	925,723.83-	925,723.83-	159,403,305.01	159,403,305.01	34,335,619.47		221,957.41-

TAX COLLECTION SYSTEM
TAX COLLECTOR MONTHLY REPORT
FROM 07/01/2012 TO 06/30/2013

JURISDICTION: 0011 ROAD DISTRICT #02

	CERT TAXABLE VALUE	ADJUSTMENTS	ADJ TAX VALUE	TAX RATE	TAX LEVY	PAID ACCTS
CURRENT YEAR	0	0	0	0.000000	61.38	0

YEAR	TAXES DUE	MONTH ADJ	ADJUSTMENT YTD	LEVY PAID	PAID YTD	BALANCE	COLL %	YTD UNCOLL
1991	61.38	.00	0.00	0.00	0.00	61.38		0.00
****	61.38	.00	0.00	0.00	0.00	61.38		0.00

TAX COLLECTION SYSTEM
 TAX COLLECTOR MONTHLY REPORT
 FROM 07/01/2012 TO 06/30/2013

FISCAL START: 07/01/2012 END: 06/30/2013 JURISDICTION: 0011 ROAD DISTRICT #02

	CERT TAXABLE VALUE	ADJUSTMENTS	ADJ TAX VALUE	TAX RATE	TAX LEVY	PAID ACCTS
	-----	-----	-----	-----	-----	-----
CURRENT YEAR	0	0	0	0.000000	61.38	0
	-----	-----	-----	-----	-----	-----

YEAR	TAXES DUE	MONTH ADJ	ADJUSTMENT YTD	LEVY PAID	PAID YTD	BALANCE	COLL %	YTD UNCOLL
	-----	-----	-----	-----	-----	-----	-----	-----
1991	61.38	.00	0.00	0.00	0.00	61.38		0.00
****	61.38	.00	0.00	0.00	0.00	61.38		0.00

TAX COLLECTION SYSTEM
TAX COLLECTOR MONTHLY REPORT
FROM 07/01/2012 TO 06/30/2013

JURISDICTION: 0011 ROAD DISTRICT #02

	CERT TAXABLE VALUE	ADJUSTMENTS	ADJ TAX VALUE	TAX RATE	TAX LEVY	PAID ACCTS
CURRENT YEAR	0	0	0	0.000000	61.38	0

YEAR	TAXES DUE	MONTH ADJ	ADJUSTMENT YTD	LEVY PAID	PAID YTD	BALANCE	COLL %	YTD UNCOLL
1991	61.38	.00	0.00	0.00	0.00	61.38		0.00
****	61.38	.00	0.00	0.00	0.00	61.38		0.00

TAX COLLECTION SYSTEM
 TAX COLLECTOR MONTHLY REPORT
 FROM 07/01/2012 TO 06/30/2013

FISCAL START: 07/01/2012 END: 06/30/2013 JURISDICTION: 0011 ROAD DISTRICT #02

	CERT TAXABLE VALUE	ADJUSTMENTS	ADJ TAX VALUE	TAX RATE	TAX LEVY	PAID ACCTS
	-----	-----	-----	-----	-----	-----
CURRENT YEAR	0	0	0	0.000000	61.38	0
	-----	-----	-----	-----	-----	-----

YEAR	TAXES DUE	MONTH ADJ	ADJUSTMENT YTD	LEVY PAID	PAID YTD	BALANCE	COLL %	YTD UNCOLL
	-----	-----	-----	-----	-----	-----	-----	-----
1991	61.38	.00	0.00	0.00	0.00	61.38		0.00
****	61.38	.00	0.00	0.00	0.00	61.38		0.00

TAX COLLECTION SYSTEM
TAX COLLECTOR MONTHLY REPORT
FROM 07/01/2012 TO 06/30/2013

JURISDICTION: 0012 ROAD DIST #05

	CERT TAXABLE VALUE	ADJUSTMENTS	ADJ TAX VALUE	TAX RATE	TAX LEVY	PAID ACCTS
	-----	-----	-----	-----	-----	-----
CURRENT YEAR	0	10,806-	10,806-	0.010900	1,065.92	107
	-----	-----	-----	-----	-----	-----

YEAR	TAXES DUE	MONTH ADJ	ADJUSTMENT YTD	LEVY PAID	PAID YTD	BALANCE	COLL %	YTD UNCOLL
	-----	-----	-----	-----	-----	-----	-----	-----
1999	1,077.49	11.57-	11.57-	66.72	66.72	999.20	6.26	2.87-
1998	1,633.87	21.37-	21.37-	69.28	69.28	1,543.22	4.30	3.50-
1997	1,566.33	21.04-	21.04-	49.98	49.98	1,495.31	3.23	2.47-
1996	1,411.48	14.16-	14.16-	46.66	46.66	1,350.66	3.34	2.46-
1995	1,172.02	14.37-	14.37-	45.77	45.77	1,111.88	3.95	2.46-
1994	795.01	7.92-	7.92-	27.47	27.47	759.62	3.49	1.96-
1993	676.12	7.08-	7.08-	11.20	11.20	657.84	1.67	1.12-
1992	728.28	2.96-	2.96-	12.08	12.08	713.24	1.67	0.10-
1991	2,543.50	54.42-	54.42-	28.51	28.51	2,460.57	1.15	0.00
****	11,604.10	154.89-	154.89-	357.67	357.67	11,091.54		16.94-

TAX COLLECTION SYSTEM
TAX COLLECTOR MONTHLY REPORT
FROM 07/01/2012 TO 06/30/2013

FISCAL START: 07/01/2012 END: 06/30/2013 JURISDICTION: 0012 ROAD DIST #05

	CERT TAXABLE VALUE	ADJUSTMENTS	ADJ TAX VALUE	TAX RATE	TAX LEVY	PAID ACCTS
	-----	-----	-----	-----	-----	-----
CURRENT YEAR	0	10,806-	10,806-	0.010900	1,065.92	107
	-----	-----	-----	-----	-----	-----

YEAR	TAXES DUE	MONTH ADJ	ADJUSTMENT YTD	LEVY PAID	PAID YTD	BALANCE	COLL %	YTD UNCOLL
	-----	-----	-----	-----	-----	-----	-----	-----
1999	1,077.49	11.57-	11.57-	66.72	66.72	999.20	6.26	2.87-
1998	1,633.87	21.37-	21.37-	69.28	69.28	1,543.22	4.30	3.50-
1997	1,566.33	21.04-	21.04-	49.98	49.98	1,495.31	3.23	2.47-
1996	1,411.48	14.16-	14.16-	46.66	46.66	1,350.66	3.34	2.46-
1995	1,172.02	14.37-	14.37-	45.77	45.77	1,111.88	3.95	2.46-
1994	795.01	7.92-	7.92-	27.47	27.47	759.62	3.49	1.96-
1993	676.12	7.08-	7.08-	11.20	11.20	657.84	1.67	1.12-
1992	728.28	2.96-	2.96-	12.08	12.08	713.24	1.67	0.10-
1991	2,543.50	54.42-	54.42-	28.51	28.51	2,460.57	1.15	0.00
****	11,604.10	154.89-	154.89-	357.67	357.67	11,091.54		16.94-

TAX COLLECTION SYSTEM
TAX COLLECTOR MONTHLY REPORT
FROM 07/01/2012 TO 06/30/2013

JURISDICTION: 0012 ROAD DIST #05

	CERT TAXABLE VALUE	ADJUSTMENTS	ADJ TAX VALUE	TAX RATE	TAX LEVY	PAID ACCTS
CURRENT YEAR	0	10,806-	10,806-	0.010900	1,065.92	107

YEAR	TAXES DUE	MONTH ADJ	ADJUSTMENT YTD	LEVY PAID	PAID YTD	BALANCE	COLL %	YTD UNCOLL
1999	1,077.49	11.57-	11.57-	66.72	66.72	999.20	6.26	2.87-
1998	1,633.87	21.37-	21.37-	69.28	69.28	1,543.22	4.30	3.50-
1997	1,566.33	21.04-	21.04-	49.98	49.98	1,495.31	3.23	2.47-
1996	1,411.48	14.16-	14.16-	46.66	46.66	1,350.66	3.34	2.46-
1995	1,172.02	14.37-	14.37-	45.77	45.77	1,111.88	3.95	2.46-
1994	795.01	7.92-	7.92-	27.47	27.47	759.62	3.49	1.96-
1993	676.12	7.08-	7.08-	11.20	11.20	657.84	1.67	1.12-
1992	728.28	2.96-	2.96-	12.08	12.08	713.24	1.67	0.10-
1991	2,543.50	54.42-	54.42-	28.51	28.51	2,460.57	1.15	0.00
****	11,604.10	154.89-	154.89-	357.67	357.67	11,091.54		16.94-

TAX COLLECTION SYSTEM
 TAX COLLECTOR MONTHLY REPORT
 FROM 07/01/2012 TO 06/30/2013

FISCAL START: 07/01/2012 END: 06/30/2013 JURISDICTION: 0012 ROAD DIST #05

	CERT TAXABLE VALUE	ADJUSTMENTS	ADJ TAX VALUE	TAX RATE	TAX LEVY	PAID ACCTS
CURRENT YEAR	0	10,806-	10,806-	0.010900	1,065.92	107

YEAR	TAXES DUE	MONTH ADJ	ADJUSTMENT YTD	LEVY PAID	PAID YTD	BALANCE	COLL %	YTD UNCOLL
1999	1,077.49	11.57-	11.57-	66.72	66.72	999.20	6.26	2.87-
1998	1,633.87	21.37-	21.37-	69.28	69.28	1,543.22	4.30	3.50-
1997	1,566.33	21.04-	21.04-	49.98	49.98	1,495.31	3.23	2.47-
1996	1,411.48	14.16-	14.16-	46.66	46.66	1,350.66	3.34	2.46-
1995	1,172.02	14.37-	14.37-	45.77	45.77	1,111.88	3.95	2.46-
1994	795.01	7.92-	7.92-	27.47	27.47	759.62	3.49	1.96-
1993	676.12	7.08-	7.08-	11.20	11.20	657.84	1.67	1.12-
1992	728.28	2.96-	2.96-	12.08	12.08	713.24	1.67	0.10-
1991	2,543.50	54.42-	54.42-	28.51	28.51	2,460.57	1.15	0.00
****	11,604.10	154.89-	154.89-	357.67	357.67	11,091.54		16.94-

TAX COLLECTION SYSTEM
TAX COLLECTOR MONTHLY REPORT
FROM 07/01/2012 TO 06/30/2013

EXCLUDES AG ROLLBACK

JURISDICTION: 0013 ROAD DISTRICT #07

	CERT TAXABLE VALUE	ADJUSTMENTS	ADJ TAX VALUE	TAX RATE	TAX LEVY	PAID ACCTS
	-----	-----	-----	-----	-----	-----
CURRENT YEAR	0	0	0	0.000000	6.55	6
	-----	-----	-----	-----	-----	-----

YEAR	TAXES DUE	MONTH ADJ	ADJUSTMENT YTD	LEVY PAID	PAID YTD	BALANCE	COLL %	YTD UNCOLL
	-----	-----	-----	-----	-----	-----	-----	-----
1991	6.55	6.55-	6.55-	0.00	0.00	0.00		0.00
****	6.55	6.55-	6.55-	0.00	0.00	0.00		0.00

TAX COLLECTION SYSTEM
 TAX COLLECTOR MONTHLY REPORT
 FROM 07/01/2012 TO 06/30/2013

FISCAL START: 07/01/2012 END: 06/30/2013 JURISDICTION: 0013 ROAD DISTRICT #07

	CERT TAXABLE VALUE	ADJUSTMENTS	ADJ TAX VALUE	TAX RATE	TAX LEVY	PAID ACCTS
CURRENT YEAR	0	0	0	0.000000	6.55	6

YEAR	TAXES DUE	MONTH ADJ	ADJUSTMENT YTD	LEVY PAID	PAID YTD	BALANCE	COLL %	YTD UNCOLL
1991	6.55	6.55-	6.55-	0.00	0.00	0.00		0.00
****	6.55	6.55-	6.55-	0.00	0.00	0.00		0.00

07/09/2013 08:51:3
TC168

1441996

TAX COLLECTION SYSTEM
TAX COLLECTOR MONTHLY REPORT
FROM 07/01/2012 TO 06/30/2013

INCLUDES AG ROLLBACK

PAGE: 10

JURISDICTION: 0013 ROAD DISTRICT #07

	CERT TAXABLE VALUE	ADJUSTMENTS	ADJ TAX VALUE	TAX RATE	TAX LEVY	PAID ACCTS
	-----	-----	-----	-----	-----	-----
CURRENT YEAR	0	0	0	0.000000	6.55	6
	-----	-----	-----	-----	-----	-----

YEAR	TAXES DUE	MONTH ADJ	ADJUSTMENT YTD	LEVY PAID	PAID YTD	BALANCE	COLL %	YTD UNCOLL
	-----	-----	-----	-----	-----	-----	-----	-----
1991	6.55	6.55-	6.55-	0.00	0.00	0.00		0.00
****	6.55	6.55-	6.55-	0.00	0.00	0.00		0.00

TAX COLLECTION SYSTEM
 TAX COLLECTOR MONTHLY REPORT
 FROM 07/01/2012 TO 06/30/2013

FISCAL START: 07/01/2012 END: 06/30/2013 JURISDICTION: 0013 ROAD DISTRICT #07

	CERT TAXABLE VALUE	ADJUSTMENTS	ADJ TAX VALUE	TAX RATE	TAX LEVY	PAID ACCTS
	-----	-----	-----	-----	-----	-----
CURRENT YEAR	0	0	0	0.000000	6.55	6
	-----	-----	-----	-----	-----	-----

YEAR	TAXES DUE	MONTH ADJ	ADJUSTMENT YTD	LEVY PAID	PAID YTD	BALANCE	COLL %	YTD UNCOLL
	-----	-----	-----	-----	-----	-----	-----	-----
1991	6.55	6.55-	6.55-	0.00	0.00	0.00		0.00
****	6.55	6.55-	6.55-	0.00	0.00	0.00		0.00

TAX COLLECTION SYSTEM
TAX COLLECTOR MONTHLY REPORT
FROM 07/01/2012 TO 06/30/2013

EXCLUDES AG ROLLBACK

JURISDICTION: 0014 ROAD DISTRICT #11

	CERT TAXABLE VALUE	ADJUSTMENTS	ADJ TAX VALUE	TAX RATE	TAX LEVY	PAID ACCTS
	-----	-----	-----	-----	-----	-----
CURRENT YEAR	0	0	0	0.000000	69.28	22
	-----	-----	-----	-----	-----	-----

YEAR	TAXES DUE	MONTH ADJ	ADJUSTMENT YTD	LEVY PAID	PAID YTD	BALANCE	COLL %	YTD UNCOLL

1991	69.28	65.95-	65.95-	0.00	0.00	3.33		0.00
****	69.28	65.95-	65.95-	0.00	0.00	3.33		0.00

TAX COLLECTION SYSTEM
 TAX COLLECTOR MONTHLY REPORT
 FROM 07/01/2012 TO 06/30/2013

FISCAL START: 07/01/2012 END: 06/30/2013 JURISDICTION: 0014 ROAD DISTRICT #11

	CERT TAXABLE VALUE	ADJUSTMENTS	ADJ TAX VALUE	TAX RATE	TAX LEVY	PAID ACCTS
	-----	-----	-----	-----	-----	-----
CURRENT YEAR	0	0	0	0.000000	69.28	22
	-----	-----	-----	-----	-----	-----

YEAR	TAXES DUE	MONTH ADJ	ADJUSTMENT YTD	LEVY PAID	PAID YTD	BALANCE	COLL %	YTD UNCOLL
	-----	-----	-----	-----	-----	-----	-----	-----
1991	69.28	65.95-	65.95-	0.00	0.00	3.33		0.00
****	69.28	65.95-	65.95-	0.00	0.00	3.33		0.00

TAX COLLECTION SYSTEM
TAX COLLECTOR MONTHLY REPORT
FROM 07/01/2012 TO 06/30/2013

JURISDICTION: 0014 ROAD DISTRICT #11

	CERT TAXABLE VALUE	ADJUSTMENTS	ADJ TAX VALUE	TAX RATE	TAX LEVY	PAID ACCTS
	-----	-----	-----	-----	-----	-----
CURRENT YEAR	0	0	0	0.000000	69.28	22
	-----	-----	-----	-----	-----	-----

YEAR	TAXES DUE	MONTH ADJ	ADJUSTMENT YTD	LEVY PAID	PAID YTD	BALANCE	COLL %	YTD UNCOLL
	-----	-----	-----	-----	-----	-----	-----	-----
1991	69.28	65.95-	65.95-	0.00	0.00	3.33		0.00
****	69.28	65.95-	65.95-	0.00	0.00	3.33		0.00

TAX COLLECTION SYSTEM
 TAX COLLECTOR MONTHLY REPORT
 FROM 07/01/2012 TO 06/30/2013

FISCAL START: 07/01/2012 END: 06/30/2013 JURISDICTION: 0014 ROAD DISTRICT #11

	CERT TAXABLE VALUE	ADJUSTMENTS	ADJ TAX VALUE	TAX RATE	TAX LEVY	PAID ACCTS
CURRENT YEAR	0	0	0	0.000000	69.28	22

YEAR	TAXES DUE	MONTH ADJ	ADJUSTMENT YTD	LEVY PAID	PAID YTD	BALANCE	COLL %	YTD UNCOLL
1991	69.28	65.95-	65.95-	0.00	0.00	3.33		0.00
****	69.28	65.95-	65.95-	0.00	0.00	3.33		0.00

TAX COLLECTION SYSTEM
TAX COLLECTOR MONTHLY REPORT
FROM 07/01/2012 TO 06/30/2013

JURISDICTION: 0015 ROAD DISTRICT #12

	CERT TAXABLE VALUE	ADJUSTMENTS	ADJ TAX VALUE	TAX RATE	TAX LEVY	PAID ACCTS
	-----	-----	-----	-----	-----	-----
CURRENT YEAR	0	0	0	0.000000	6.30	5
	-----	-----	-----	-----	-----	-----

YEAR	TAXES DUE	MONTH ADJ	ADJUSTMENT YTD	LEVY PAID	PAID YTD	BALANCE	COLL %	YTD UNCOLL
	-----	-----	-----	-----	-----	-----	-----	-----
1991	6.30	6.30-	6.30-	0.00	0.00	0.00		0.00
****	6.30	6.30-	6.30-	0.00	0.00	0.00		0.00

TAX COLLECTION SYSTEM
 TAX COLLECTOR MONTHLY REPORT
 FROM 07/01/2012 TO 06/30/2013

FISCAL START: 07/01/2012 END: 06/30/2013 JURISDICTION: 0015 ROAD DISTRICT #12

	CERT TAXABLE VALUE	ADJUSTMENTS	ADJ TAX VALUE	TAX RATE	TAX LEVY	PAID ACCTS
	-----	-----	-----	-----	-----	-----
CURRENT YEAR	0	0	0	0.000000	6.30	5
	-----	-----	-----	-----	-----	-----

YEAR	TAXES DUE	MONTH ADJ	ADJUSTMENT YTD	LEVY PAID	PAID YTD	BALANCE	COLL %	YTD UNCOLL
	-----	-----	-----	-----	-----	-----	-----	-----
1991	6.30	6.30-	6.30-	0.00	0.00	0.00		0.00
****	6.30	6.30-	6.30-	0.00	0.00	0.00		0.00

TAX COLLECTION SYSTEM
TAX COLLECTOR MONTHLY REPORT
FROM 07/01/2012 TO 06/30/2013

JURISDICTION: 0015 ROAD DISTRICT #12

	CERT TAXABLE VALUE	ADJUSTMENTS	ADJ TAX VALUE	TAX RATE	TAX LEVY	PAID ACCTS
CURRENT YEAR	0	0	0	0.000000	6.30	5

YEAR	TAXES DUE	MONTH ADJ	ADJUSTMENT YTD	LEVY PAID	PAID YTD	BALANCE	COLL %	YTD UNCOLL
1991	6.30	6.30-	6.30-	0.00	0.00	0.00		0.00
****	6.30	6.30-	6.30-	0.00	0.00	0.00		0.00

TAX COLLECTION SYSTEM
 TAX COLLECTOR MONTHLY REPORT
 FROM 07/01/2012 TO 06/30/2013

FISCAL START: 07/01/2012 END: 06/30/2013 JURISDICTION: 0015 ROAD DISTRICT #12

	CERT TAXABLE VALUE	ADJUSTMENTS	ADJ TAX VALUE	TAX RATE	TAX LEVY	PAID ACCTS
	-----	-----	-----	-----	-----	-----
CURRENT YEAR	0	0	0	0.000000	6.30	5
	-----	-----	-----	-----	-----	-----

YEAR	TAXES DUE	MONTH ADJ	ADJUSTMENT YTD	LEVY PAID	PAID YTD	BALANCE	COLL %	YTD UNCOLL
	-----	-----	-----	-----	-----	-----	-----	-----
1991	6.30	6.30-	6.30-	0.00	0.00	0.00		0.00
****	6.30	6.30-	6.30-	0.00	0.00	0.00		0.00

TAX COLLECTION SYSTEM
TAX COLLECTOR MONTHLY REPORT
FROM 07/01/2012 TO 06/30/2013

EXCLUDES AG ROLLBACK

JURISDICTION: 0017 ROAD DISTRICT #15

	CERT TAXABLE VALUE	ADJUSTMENTS	ADJ TAX VALUE	TAX RATE	TAX LEVY	PAID ACCTS
	-----	-----	-----	-----	-----	-----
CURRENT YEAR	0	0	0	0.005000	287.67	80
	-----	-----	-----	-----	-----	-----

YEAR	TAXES DUE	MONTH ADJ	ADJUSTMENT YTD	LEVY PAID	PAID YTD	BALANCE	COLL %	YTD UNCOLL
	-----	-----	-----	-----	-----	-----	-----	-----
1993	293.35	5.68-	5.68-	9.97	9.97	277.70	3.47	3.91-
1991	1,246.43	149.56-	149.56-	16.40	16.40	1,080.47	1.50	27.51-
****	1,539.78	155.24-	155.24-	26.37	26.37	1,358.17		31.42-

TAX COLLECTION SYSTEM
 TAX COLLECTOR MONTHLY REPORT
 FROM 07/01/2012 TO 06/30/2013

FISCAL START: 07/01/2012 END: 06/30/2013 JURISDICTION: 0017 ROAD DISTRICT #15

	CERT TAXABLE VALUE	ADJUSTMENTS	ADJ TAX VALUE	TAX RATE	TAX LEVY	PAID ACCTS
	-----	-----	-----	-----	-----	-----
CURRENT YEAR	0	0	0	0.005000	287.67	80
	-----	-----	-----	-----	-----	-----

YEAR	TAXES DUE	MONTH ADJ	ADJUSTMENT YTD	LEVY PAID	PAID YTD	BALANCE	COLL %	YTD UNCOLL
	-----	-----	-----	-----	-----	-----	-----	-----
1993	293.35	5.68-	5.68-	9.97	9.97	277.70	3.47	3.91-
1991	1,246.43	149.56-	149.56-	16.40	16.40	1,080.47	1.50	27.51-
****	1,539.78	155.24-	155.24-	26.37	26.37	1,358.17		31.42-

TAX COLLECTION SYSTEM
TAX COLLECTOR MONTHLY REPORT
FROM 07/01/2012 TO 06/30/2013

JURISDICTION: 0017 ROAD DISTRICT #15

	CERT TAXABLE VALUE	ADJUSTMENTS	ADJ TAX VALUE	TAX RATE	TAX LEVY	PAID ACCTS
	-----	-----	-----	-----	-----	-----
CURRENT YEAR	0	0	0	0.005000	287.67	80
	-----	-----	-----	-----	-----	-----

YEAR	TAXES DUE	MONTH ADJ	ADJUSTMENT YTD	LEVY PAID	PAID YTD	BALANCE	COLL %	YTD UNCOLL
	-----	-----	-----	-----	-----	-----	-----	-----
1993	293.35	5.68-	5.68-	9.97	9.97	277.70	3.47	3.91-
1991	1,246.43	149.56-	149.56-	16.40	16.40	1,080.47	1.50	27.51-
****	1,539.78	155.24-	155.24-	26.37	26.37	1,358.17		31.42-

TAX COLLECTION SYSTEM
 TAX COLLECTOR MONTHLY REPORT
 FROM 07/01/2012 TO 06/30/2013

FISCAL START: 07/01/2012 END: 06/30/2013 JURISDICTION: 0017 ROAD DISTRICT #15

	CERT TAXABLE VALUE	ADJUSTMENTS	ADJ TAX VALUE	TAX RATE	TAX LEVY	PAID ACCTS
CURRENT YEAR	0	0	0	0.005000	287.67	80

YEAR	TAXES DUE	MONTH ADJ	ADJUSTMENT YTD	LEVY PAID	PAID YTD	BALANCE	COLL %	YTD UNCOLL
1993	293.35	5.68-	5.68-	9.97	9.97	277.70	3.47	3.91-
1991	1,246.43	149.56-	149.56-	16.40	16.40	1,080.47	1.50	27.51-
****	1,539.78	155.24-	155.24-	26.37	26.37	1,358.17		31.42-

TAX COLLECTION SYSTEM
 TAX COLLECTOR MONTHLY REPORT
 FROM 07/01/2012 TO 06/30/2013

FISCAL START: 07/01/2012 END: 06/30/2013 JURISDICTION: 0095 STATE OF TEXAS

	CERT TAXABLE VALUE	ADJUSTMENTS	ADJ TAX VALUE	TAX RATE	TAX LEVY	PAID ACCTS
CURRENT YEAR	0	0	0	0.000000	50.75	41

YEAR	TAXES DUE	MONTH ADJ	ADJUSTMENT YTD	LEVY PAID	PAID YTD	BALANCE	COLL %	YTD UNCOLL
1991	50.75	25.98-	25.98-	0.00	0.00	24.77		0.00
****	50.75	25.98-	25.98-	0.00	0.00	24.77		0.00

TAX COLLECTION SYSTEM
 TAX COLLECTOR MONTHLY REPORT
 FROM 07/01/2012 TO 06/30/2013

FISCAL START: 07/01/2012 END: 06/30/2013 JURISDICTION: 0095 STATE OF TEXAS

	CERT TAXABLE VALUE	ADJUSTMENTS	ADJ TAX VALUE	TAX RATE	TAX LEVY	PAID ACCTS
	-----	-----	-----	-----	-----	-----
CURRENT YEAR	0	0	0	0.000000	50.75	41
	-----	-----	-----	-----	-----	-----

YEAR	TAXES DUE	MONTH ADJ	ADJUSTMENT YTD	LEVY PAID	PAID YTD	BALANCE	COLL %	YTD UNCOLL
	-----	-----	-----	-----	-----	-----	-----	-----
1991	50.75	25.98-	25.98-	0.00	0.00	24.77		0.00
****	50.75	25.98-	25.98-	0.00	0.00	24.77		0.00

**ARMANDO BARRERA JR., TAX ASSESSOR/COLLECTOR
HIDALGO COUNTY TAX OFFICE
YEAR TO DATE - OTHER REVENUE MISCELLANEOUS REPORTS
FOR JULY 01, 2012 THRU JUNE 30, 2013**

MONTH	TAX CERT	NSF FEES	MISC. FEES	MISC. REND. PEN.	TAX GEN INTEREST	SPEC. INV INTEREST	SPEC. INV VARIANCE	DISB. TO CO. TREASURER
JUL	850.00	1,459.90	1,781.00	0.00	0.00	0.00	0.00	4,090.90
AUG	500.00	880.02	1,620.60	0.00	0.00	0.00	0.00	3,000.62
SEP	1,340.00	1,237.95	3,063.00	0.00	0.00	0.00	0.00	5,640.95
OCT	1,240.00	1,255.25	878.40	0.00	0.00	0.00	0.00	3,373.65
NOV	570.00	778.46	2,060.80	0.00	0.00	0.00	0.00	3,409.26
DEC	824.87	920.00	1,422.00	0.00	0.00	0.00	0.00	3,166.87
JAN	590.00	1,391.72	1,773.10	0.00	0.00	0.00	0.00	3,754.82
FEB	1,020.00	1,602.24	2,141.20	0.00	0.00	0.00	0.00	4,763.44
MAR	630.00	2,159.53	2,671.00	0.00	0.00	0.00	0.00	5,460.53
APR	710.00	1,424.64	2,015.80	0.00	0.00	0.00	0.00	4,150.44
MAY	1,290.00	1,188.40	1,939.60	0.00	0.00	0.00	0.00	4,418.00
JUN	800.00	1,046.42	1,856.15	0.00	0.00	0.00	0.00	3,702.57
YEAR TO	10,364.87	15,344.53	23,222.65	0.00	0.00	0.00	0.00	48,932.05

ARMANDO BARRERA JR., TAX ASSESSOR/COLLECTOR
HIDALGO COUNTY TAX OFFICE
YEAR TO DATE - HCAD RENDITION FEES
FOR JULY 01, 2012 THRU JUNE 30, 2013

MONTH	DRI	FD1	FD2	FD3	FD4	GHD	RD5	RD15	TOTAL RENDITION
JUL	27.01	0.00	0.12	0.24	0.80	203.10	0.00	0.00	231.27
JUL ADJ									0.00
AUG	56.52	0.01	0.30	0.26	0.86	445.43	0.00	0.00	503.38
AUG ADJ									0.00
SEP	20.25	0.00	-0.06	-0.07	0.34	150.45	0.00	0.00	170.91
SEP ADJ									0.00
OCT	24.50	0.00	0.05	0.03	0.24	205.30	0.00	0.00	230.12
OCT ADJ									0.00
NOV	76.99	0.30	0.33	0.51	0.05	614.38	0.00	0.00	692.56
NOV ADJ									0.00
DEC	130.13	0.35	0.57	0.35	0.20	1,059.39	0.00	0.00	1,190.99
DEC ADJ									0.00
JAN	325.58	0.88	0.92	3.32	0.84	2,562.35	0.00	0.00	2,893.89
JAN ADJ									0.00
FEB	110.35	0.11	0.26	0.61	0.48	898.03	0.00	0.00	1,009.84
FEB ADJ									0.00
MAR	64.40	0.02	0.23	0.17	0.14	575.53	0.00	0.00	640.49
MAR ADJ									0.00
APR	37.69	0.03	0.58	0.18	0.00	392.23	0.00	0.00	430.71
APR ADJ									0.00
MAY	41.65	0.02	0.14	0.01	0.05	342.25	0.00	0.00	384.12
MAY ADJ									0.00
JUN	29.16	0.00	0.11	0.06	0.04	202.47	0.00	0.00	231.84
JUN ADJ									0.00
YEAR TO	944.23	1.72	3.55	5.67	4.04	7,650.91	0.00	0.00	8,610.12

02/19/2013 15:57:13 1371013
 TC298-D SELECTION: DEPOSIT
 RECEIPT DATE: ALL

TAX COLLECTION SYSTEM
 DEPOSIT DISTRIBUTION
 FROM: 02/16/2013 THRU 02/16/2013
 JURISDICTION: 0001 HIDALGO COUNTY

YEAR	FUND	TAX RATE	LEVY PAID	DISCOUNT GIVEN	PENALTY INTEREST	TIF AMOUNT	DISBURSE TOTAL	ATTORNEY	OTHER FEES	REFUND AMOUNT	PAYMENT AMOUNT
2012	M & O	.523500	629,158.48	.00	138,271.09	.00	767,429.57	.00	.00	.00	767,429.57
	I & S	.066500	79,921.59	.00	17,564.43	.00	97,486.02	.00	.00	.00	97,486.02
	TOTAL	.590000	709,080.07	.00	155,835.52	.00	864,915.59	.00	.00	.00	864,915.59
ALL	M & O		629,158.48	.00	138,271.09	.00	767,429.57	.00	.00	.00	767,429.57
ALL	I & S		79,921.59	.00	17,564.43	.00	97,486.02	.00	.00	.00	97,486.02
ALL	TOTAL		709,080.07	.00	155,835.52	.00	864,915.59	.00	.00	.00	864,915.59
DLQ	M & O		.00	.00	.00	.00	.00	.00	.00	.00	.00
DLQ	I & S		.00	.00	.00	.00	.00	.00	.00	.00	.00
DLQ	TOTAL		.00	.00	.00	.00	.00	.00	.00	.00	.00
CURR	M & O		629,158.48	.00	138,271.09	.00	767,429.57	.00	.00	.00	767,429.57
CURR	I & S		79,921.59	.00	17,564.43	.00	97,486.02	.00	.00	.00	97,486.02
CURR	TOTAL		709,080.07	.00	155,835.52	.00	864,915.59	.00	.00	.00	864,915.59