

HIDALGO COUNTY ANNUAL TAX COLLECTION REPORT

JULY 01, 2013 THRU JUNE 30, 2014

TABLE OF CONTENTS

PART 1 COUNTY ANNUAL TAX COLLECTIONS REPORT
PART 2 ROADS/STATE ANNUAL TAX COLLECTIONS REPORT
PART 3 CURRENT/DELINQUENT COLLECTIONS REPORT
PART 4 RECAP REPORT
PART 5 REMITTANCES

PABLO "PAUL" VILLARREAL JR.
TAX ASSESSOR/COLLECTOR
2804 S. BUS. HWY 281
EDINBURG, TEXAS 78539

PART 1
COUNTY ANNUAL TAX COLLECTIONS REPORT

**PABLO "PAUL" VILLARREAL JR., TAX ASSR & COLL
HIDALGO COUNTY ANNUAL TAX REPORT
JULY 01, 2013 THRU JUNE 30, 2014**

TAX COLLECTIONS	BASE	PEN & INT	ATTY FEE
CURRENT	152,712,401.60	1,655,072.18	43,592.56
DELINQUENT	10,295,875.30	4,077,567.53	2,028,409.08
ROLLBACK	431,769.00	13,434.09	5,143.51
TOTALS	163,440,045.90	5,746,073.80	2,077,145.15
			171,263,264.85
TAX CERTIFICATES			7,820.00
MISCELLANEOUS			25,048.95
NSF CHARGE FEES			16,644.37
OTHER REVENUE TOTALS			49,513.32
TOTAL COLLECTED 2013-2014 HIDALGO COUNTY			171,312,778.17

DISBURSEMENTS

ATTORNEY FEES		2,077,145.15	
HCAD RENDITON PENALTY FEE		6,505.50	
CURRENT YEAR REFUNDS		(206,328.82)	
PRIOR YEAR REFUNDS		(226,485.50)	
TOTAL REFUNDS NETTED FROM TAX COLLECTIONS		(432,814.32)	
RECAP			
TOTAL CURRENT/DELINQUENT/ROLLBACK BASE		163,440,045.90	
TOTAL PENALTY & INTEREST		5,746,073.80	
TOTAL TAX COLLECTIONS		169,186,119.70	
TOTAL ATTORNEY FEES		2,077,145.15	
OTHER REVENUE TOTALS		49,513.32	
TOTAL		170,879,963.85	
LESS REFUNDS DISBURSED THRU FISCAL YEAR		(432,814.32)	
TOTAL COLLECTED 2013/2014		171,312,778.17	
LESS ATTY FEES & HCAD REND. PENALTY FEE		2,083,650.65	
TOTAL REVENUE DISBURSED TO HIDALGO COUNTY			169,229,127.52
TOTAL DISBURSED 2013-2014 HIDALGO COUNTY			171,312,778.17

DIFF.

AFFIDAVIT

I, PABLO "PAUL" VILLARREAL JR., TAX ASSESSOR-COLLECTOR OF TAXES FOR HIDALGO COUNTY, DO SOLEMNLY SWEAR THAT THE ABOVE STATEMENT OF TAXES COLLECTED BY ME FOR THE FISCAL YEAR ENDING 2013-2014 IS CORRECT.

Pablo (Paul) Villarreal Jr.
ASSESSOR- COLLECTOR OF TAXES FOR HIDALGO COUNTY, TEXAS



SWORN AND SUBSCRIBED BEFORE ME THIS 25TH DAY OF JULY 2014

NOTARY PUBLIC, HIDALGO COUNTY, TEXAS



NORMA L BRIONES
Notary Public, State of Texas

TAX COLLECTION SYSTEM

EXCLUDES AG ROLLBACK

1695044

07/03/2014 07:39:30

TC298-D SELECTION: SYSTEM

DEPOSIT DISTRIBUTION

FROM: 07/01/2013 THRU 06/30/2014

JURISDICTION: 0001 HIDALGO COUNTY

YEAR	FUND	TAX RATE	LEVY PAID	DISCOUNT GIVEN	PENALTY INTEREST	TIF AMOUNT	DISBURSE TOTAL	ATTORNEY	OTHER FEES	REFUND AMOUNT	PAYMENT AMOUNT
2013	M & O	.520800	134,801,050.14	.00	1,460,952.50	3,075,975.88	133,186,026.76	43,592.56	.00	.00	136,305,595.20
	I & S	.069200	17,911,351.46	.00	194,119.68	408,712.78	17,696,758.36	.00	.00	.00	18,105,471.14
	TOTAL	.590000	152,712,401.60	.00	1,655,072.18	3,484,688.66	150,882,785.12	43,592.56	.00	.00	154,411,066.34
2012	M & O	.523500	5,039,602.57	.00	1,059,967.30	87,179.30	6,012,390.57	949,374.54	.00	.00	7,048,944.41
	I & S	.066500	640,179.30	.00	134,646.01	11,074.20	763,751.11	.00	.00	.00	774,825.31
	TOTAL	.590000	5,679,781.87	.00	1,194,613.31	98,253.50	6,776,141.68	949,374.54	.00	.00	7,823,769.72
2011	M & O	.522500	1,431,435.57	.00	494,780.52	27,382.49	1,898,833.60	315,758.69	.00	.00	2,241,974.78
	I & S	.067500	184,921.58	.00	63,917.65	3,537.45	245,301.78	.00	.00	.00	248,839.23
	TOTAL	.590000	1,616,357.15	.00	558,698.17	30,919.94	2,144,135.38	315,758.69	.00	.00	2,490,814.01
2010	M & O	.510700	789,035.13	.00	368,019.58	2,383.17	1,154,671.54	192,792.42	.00	.00	1,349,847.13
	I & S	.079300	122,518.65	.00	57,144.61	370.05	179,293.21	.00	.00	.00	179,663.26
	TOTAL	.590000	911,553.78	.00	425,164.19	2,753.22	1,333,964.75	192,792.42	.00	.00	1,529,510.39
2009	M & O	.512700	549,256.50	.00	321,535.55	384.57	870,387.48	144,429.02	.00	.00	1,015,201.07
	I & S	.077300	82,811.77	.00	48,475.39	57.98	131,229.18	.00	.00	.00	131,287.16
	TOTAL	.590000	632,068.27	.00	369,990.94	442.55	1,001,616.66	144,429.02	.00	.00	1,146,488.23
2008	M & O	.519100	369,475.12	.00	254,709.50	342,980.75	967,165.37	100,366.48	.00	.00	724,551.10
	I & S	.070900	50,463.86	.00	34,788.55	46,845.19	132,097.60	.00	.00	.00	85,252.41
	TOTAL	.590000	419,938.98	.00	289,498.05	389,825.94	1,099,262.97	100,366.48	.00	.00	809,803.51
2007	M & O	.515500	242,475.70	.00	196,490.82	37,300.62	476,267.14	71,520.73	.00	.00	510,487.25
	I & S	.074500	35,042.41	.00	28,396.80	5,390.68	68,829.89	.00	.00	.00	63,839.21
	TOTAL	.590000	277,518.11	.00	224,887.62	42,691.30	545,097.03	71,520.73	.00	.00	573,926.46
2006	M & O	.520000	159,645.94	.00	146,664.16	391.08	305,919.02	48,915.92	.00	.00	355,226.02
	I & S	.070000	21,491.14	.00	19,743.37	52.65	41,181.86	.00	.00	.00	41,234.51
	TOTAL	.590000	181,137.08	.00	166,407.53	443.73	347,100.88	48,915.92	.00	.00	396,460.53
2005	M & O	.527100	109,942.38	.00	114,787.51	420.33	224,309.56	36,059.70	.00	.00	260,789.59
	I & S	.062900	13,119.37	.00	13,697.67	50.16	26,766.88	.00	.00	.00	26,817.04
	TOTAL	.590000	123,061.75	.00	128,485.18	470.49	251,076.44	36,059.70	.00	.00	287,606.63
2004	M & O	.525800	93,481.97	.00	107,993.26	.00	201,475.23	32,392.17	.00	.00	233,857.40
	I & S	.064200	11,414.28	.00	13,185.83	.00	24,600.11	.00	.00	.00	24,600.11
	TOTAL	.590000	104,896.25	.00	121,179.09	.00	226,075.34	32,392.17	.00	.00	258,467.51
2003	M & O	.526800	68,876.18	.00	87,595.52	.00	156,471.70	25,157.11	.00	.00	181,628.81
	I & S	.063200	8,263.06	.00	10,508.91	.00	18,771.97	.00	.00	.00	18,771.97
	TOTAL	.590000	77,139.24	.00	98,104.43	.00	175,243.67	25,157.11	.00	.00	200,400.78
2002	M & O	.521500	50,247.77	.00	69,559.05	.00	119,806.82	19,526.35	.00	.00	139,333.17
	I & S	.068500	6,600.11	.00	9,136.75	.00	15,736.86	.00	.00	.00	15,736.86
	TOTAL	.590000	56,847.88	.00	78,695.80	.00	135,543.68	19,526.35	.00	.00	155,070.03

YEAR	FUND	TAX RATE	LEVY PAID	DISCOUNT GIVEN	PENALTY INTEREST	TIF AMOUNT	DISBURSE TOTAL	ATTORNEY FEES	OTHER FEES	REFUND AMOUNT	PAYMENT AMOUNT
2001	M & O	.459300	36,038.92	.00	53,994.74	.00	90,033.66	14,733.83	.00	.00	104,767.49
	I & S	.060200	4,723.66	.00	7,076.94	.00	11,800.60	.00	.00	.00	11,800.60
	TOTAL	.519500	40,762.58	.00	61,071.68	.00	101,834.26	14,733.83	.00	.00	116,568.09
2000	M & O	.445400	32,921.11	.00	53,120.18	.00	86,041.29	13,976.80	.00	.00	100,018.09
	I & S	.055300	4,087.38	.00	6,595.48	.00	10,682.86	.00	.00	.00	10,682.86
	TOTAL	.500700	37,008.49	.00	59,715.66	.00	96,724.15	13,976.80	.00	.00	110,700.95
1999	M & O	.394300	20,645.04	.00	35,638.35	.00	56,283.39	9,189.68	.00	.00	65,473.07
	I & S	.052400	2,743.62	.00	4,736.15	.00	7,479.77	.00	.00	.00	7,479.77
	TOTAL	.446700	23,388.66	.00	40,374.50	.00	63,763.16	9,189.68	.00	.00	72,952.84
1998	M & O	.429400	19,763.52	.00	36,297.14	.00	56,060.66	8,343.15	.00	.00	64,403.81
	I & S	.017300	796.26	.00	1,462.35	.00	2,258.61	.00	.00	.00	2,258.61
	TOTAL	.446700	20,559.78	.00	37,759.49	.00	58,319.27	8,343.15	.00	.00	66,662.42
1997	M & O	.459500	17,037.90	.00	33,349.94	.00	50,387.84	7,400.38	.00	.00	57,788.22
	I & S	.015200	563.51	.00	1,103.11	.00	1,666.62	.00	.00	.00	1,666.62
	TOTAL	.474700	17,601.41	.00	34,453.05	.00	52,054.46	7,400.38	.00	.00	59,454.84
1996	M & O	.448600	14,522.73	.00	29,927.93	.00	44,450.66	6,558.33	.00	.00	51,008.99
	I & S	.016800	543.88	.00	1,120.69	.00	1,664.57	.00	.00	.00	1,664.57
	TOTAL	.465400	15,066.61	.00	31,048.62	.00	46,115.23	6,558.33	.00	.00	52,673.56
1995	M & O	.427600	11,868.79	.00	26,016.36	.00	37,885.15	5,668.04	.00	.00	43,553.19
	I & S	.018400	510.73	.00	1,119.55	.00	1,630.28	.00	.00	.00	1,630.28
	TOTAL	.446000	12,379.52	.00	27,135.91	.00	39,515.43	5,668.04	.00	.00	45,183.47
1994	M & O	.399300	11,308.33	.00	26,355.48	.00	37,663.81	5,597.91	.00	.00	43,261.72
	I & S	.014700	416.36	.00	970.28	.00	1,386.64	.00	.00	.00	1,386.64
	TOTAL	.414000	11,724.69	.00	27,325.76	.00	39,050.45	5,597.91	.00	.00	44,648.36
1993	M & O	.395600	9,125.92	.00	22,427.12	.00	31,553.04	4,713.76	.00	.00	36,266.80
	I & S	.011500	265.32	.00	651.97	.00	917.29	.00	.00	.00	917.29
	TOTAL	.407100	9,391.24	.00	23,079.09	.00	32,470.33	4,713.76	.00	.00	37,184.09
1992	M & O	.382800	6,366.94	.00	16,394.50	.00	22,761.44	3,493.39	.00	.00	26,254.83
	I & S	.016100	267.80	.00	689.49	.00	957.29	.00	.00	.00	957.29
	TOTAL	.398900	6,634.74	.00	17,083.99	.00	23,718.73	3,493.39	.00	.00	27,212.12
1991	M & O	.362600	6,018.55	.00	16,206.67	.00	22,225.22	3,418.35	.00	.00	25,643.57
	I & S	.015100	250.64	.00	674.92	.00	925.56	.00	.00	.00	925.56
	TOTAL	.377700	6,269.19	.00	16,881.59	.00	23,150.78	3,418.35	.00	.00	26,569.13
1990	M & O	.360900	3,312.74	.00	9,345.40	.00	12,658.14	1,916.62	.00	.00	14,574.76
	I & S	.010400	95.44	.00	269.29	.00	364.73	.00	.00	.00	364.73
	TOTAL	.371300	3,408.18	.00	9,614.69	.00	13,022.87	1,916.62	.00	.00	14,939.49

TC298-D SELECTION: SYSTEM DEPOSIT DISTRIBUTION FROM: 07/01/2013 THRU 06/30/2014

RECEIPT DATE: ALL JURISDICTION: 0001 HIDALGO COUNTY

YEAR	FUND	TAX RATE	LEVY PAID	DISCOUNT GIVEN	PENALTY INTEREST	TIP AMOUNT	DISBURSE TOTAL	ATTORNEY	OTHER FEES	REFUND AMOUNT	PAYMENT AMOUNT
1989	M & O	.369000	2,565.28	.00	7,610.23	.00	10,175.51	1,533.13	.00	.00	11,708.64
	I & S	.002500	17.44	.00	51.57	.00	69.01	.00	.00	.00	69.01
	TOTAL	.371500	2,582.72	.00	7,661.80	.00	10,244.52	1,533.13	.00	.00	11,777.65
1988	M & O	.358000	2,557.66	.00	7,781.84	.00	10,339.50	1,523.42	.00	.00	11,862.92
	I & S	.003500	25.03	.00	76.11	.00	101.14	.00	.00	.00	101.14
	TOTAL	.361500	2,582.69	.00	7,857.95	.00	10,440.64	1,523.42	.00	.00	11,964.06
1987	M & O	.277800	2,358.06	.00	7,488.36	.00	9,846.42	1,476.98	.00	.00	11,323.40
	I & S	.000000	.00	.00	.00	.00	.00	.00	.00	.00	.00
	TOTAL	.277800	2,358.06	.00	7,488.36	.00	9,846.42	1,476.98	.00	.00	11,323.40
1986	M & O	.268300	1,764.86	.00	5,811.18	.00	7,576.04	1,140.69	.00	.00	8,716.73
	I & S	.001000	6.58	.00	21.64	.00	28.22	.00	.00	.00	28.22
	TOTAL	.269300	1,771.44	.00	5,832.82	.00	7,604.26	1,140.69	.00	.00	8,744.95
1985	M & O	.232000	816.71	.00	2,786.47	.00	3,603.18	547.47	.00	.00	4,150.65
	I & S	.003000	10.55	.00	36.01	.00	46.56	.00	.00	.00	46.56
	TOTAL	.235000	827.26	.00	2,822.48	.00	3,649.74	547.47	.00	.00	4,197.21
1984	M & O	.334000	329.98	.00	1,168.19	.00	1,498.17	226.75	.00	.00	1,724.92
	I & S	.003000	2.97	.00	10.50	.00	13.47	.00	.00	.00	13.47
	TOTAL	.337000	332.95	.00	1,178.69	.00	1,511.64	226.75	.00	.00	1,738.39
1983	M & O	.348000	406.85	.00	1,485.77	.00	1,892.62	287.97	.00	.00	2,180.59
	I & S	.005000	5.85	.00	21.34	.00	27.19	.00	.00	.00	27.19
	TOTAL	.353000	412.70	.00	1,507.11	.00	1,919.81	287.97	.00	.00	2,207.78
1982	M & O	.334000	376.80	.00	1,421.31	.00	1,798.11	269.72	.00	.00	2,067.83
	I & S	.000000	.00	.00	.00	.00	.00	.00	.00	.00	.00
	TOTAL	.334000	376.80	.00	1,421.31	.00	1,798.11	269.72	.00	.00	2,067.83
1981	M & O	.334000	132.23	.00	516.92	.00	649.15	97.37	.00	.00	746.52
	I & S	.000000	.00	.00	.00	.00	.00	.00	.00	.00	.00
	TOTAL	.334000	132.23	.00	516.92	.00	649.15	97.37	.00	.00	746.52
1980	M & O	.300000	3.00	.00	11.75	.00	14.75	2.21	.00	.00	16.96
	I & S	.000000	.00	.00	.00	.00	.00	.00	.00	.00	.00
	TOTAL	.300000	3.00	.00	11.75	.00	14.75	2.21	.00	.00	16.96
ALL	M & O		143,904,766.89	.00	5,078,191.10	2,813,835.45	146,169,122.54	2,072,001.64	.00	.00	151,054,959.63
ALL	I & S		19,103,510.01	.00	654,448.61	371,619.40	19,386,339.22	.00	.00	.00	19,757,958.62
ALL	TOTAL		163,008,276.90	.00	5,732,639.71	3,185,454.85	165,555,461.76	2,072,001.64	.00	.00	170,812,918.25

YEAR	FUND	TAX RATE	LEVY PAID	DISCOUNT GIVEN	PENALTY INTEREST	TIF AMOUNT	DISBURSE TOTAL	ATTORNEY	OTHER FEES	REFUND AMOUNT	PAYMENT AMOUNT
DLQ	M & O		9,103,716.75	.00	3,617,238.60	262,140.43	12,983,095.78	2,028,409.08	.00	.00	14,749,364.43
DLQ	I & S		1,192,158.55	.00	460,328.93	37,093.38	1,689,580.86	.00	.00	.00	1,652,487.48
DLQ	TOTAL		10,295,875.30	.00	4,077,567.53	299,233.81	14,672,676.64	2,028,409.08	.00	.00	16,401,851.91
CURR	M & O		134,801,050.14	.00	1,460,952.50	3,075,975.88	133,186,026.76	43,592.56	.00	.00	136,305,595.20
CURR	I & S		17,911,351.46	.00	194,119.68	408,712.78	17,696,758.36	.00	.00	.00	18,105,471.14
CURR	TOTAL		152,712,401.60	.00	1,655,072.18	3,484,688.66	150,882,785.12	43,592.56	.00	.00	154,411,066.34

TAX COLLECTION SYSTEM

DEPOSIT DISTRIBUTION

FROM: 07/01/2013 THRU 06/30/2014

JURISDICTION: 0001 HIDALGO COUNTY

1695043

07/03/2014 02:26:22

TC298-D SELECTION: SYSTEM

RECEIPT DATE: ALL

YEAR	FUND	TAX RATE	LEVY PAID	DISCOUNT GIVEN	PENALTY INTEREST	TIF AMOUNT	DISBURSE TOTAL	ATTORNEY	OTHER FEES	REFUND AMOUNT	PAYMENT AMOUNT
2013	M & O	.520800	907.88	.00	.00	.00	907.88	.00	.00	.00	907.88
	I & S	.069200	120.63	.00	.00	.00	120.63	.00	.00	.00	120.63
	TOTAL	.590000	1,028.51	.00	.00	.00	1,028.51	.00	.00	.00	1,028.51
2012	M & O	.523500	40,155.32	.00	294.37	.00	40,449.69	.00	.00	.00	40,449.69
	I & S	.066500	5,100.89	.00	37.40	.00	5,138.29	.00	.00	.00	5,138.29
	TOTAL	.590000	45,256.21	.00	331.77	.00	45,587.98	.00	.00	.00	45,587.98
2011	M & O	.522500	79,780.70	.00	1,583.28	.00	81,363.98	751.04	.00	.00	82,115.02
	I & S	.067500	10,306.58	.00	204.55	.00	10,511.13	.00	.00	.00	10,511.13
	TOTAL	.590000	90,087.28	.00	1,787.83	.00	91,875.11	751.04	.00	.00	92,626.15
2010	M & O	.510700	85,519.95	.00	3,449.22	.00	88,969.17	2,350.63	.00	.00	91,319.80
	I & S	.079300	13,279.23	.00	535.59	.00	13,814.82	.00	.00	.00	13,814.82
	TOTAL	.590000	98,799.18	.00	3,984.81	.00	102,783.99	2,350.63	.00	.00	105,134.62
2009	M & O	.512700	78,719.88	.00	1,330.75	.00	80,050.63	443.33	.00	.00	80,493.96
	I & S	.077300	11,868.62	.00	200.63	.00	12,069.25	.00	.00	.00	12,069.25
	TOTAL	.590000	90,588.50	.00	1,531.38	.00	92,119.88	443.33	.00	.00	92,563.21
2008	M & O	.515100	72,940.80	.00	941.72	.00	73,882.52	81.58	.00	.00	73,964.10
	I & S	.070900	9,962.47	.00	128.60	.00	10,091.07	.00	.00	.00	10,091.07
	TOTAL	.590000	82,903.27	.00	1,070.32	.00	83,973.59	81.58	.00	.00	84,055.17
2007	M & O	.515500	15,448.64	.00	775.12	.00	16,223.76	127.10	.00	.00	16,350.86
	I & S	.074500	2,232.65	.00	112.01	.00	2,344.66	.00	.00	.00	2,344.66
	TOTAL	.590000	17,681.29	.00	887.13	.00	18,568.42	127.10	.00	.00	18,695.52
2006	M & O	.520000	123.88	.00	62.60	.00	186.48	31.74	.00	.00	218.22
	I & S	.070000	16.68	.00	8.42	.00	25.10	.00	.00	.00	25.10
	TOTAL	.590000	140.56	.00	71.02	.00	211.58	31.74	.00	.00	243.32
2005	M & O	.527100	401.54	.00	284.71	.00	686.25	115.22	.00	.00	801.47
	I & S	.062900	47.91	.00	33.98	.00	81.89	.00	.00	.00	81.89
	TOTAL	.590000	449.45	.00	318.69	.00	768.14	115.22	.00	.00	883.36
2004	M & O	.525800	1,687.71	.00	1,219.00	.00	2,906.71	489.24	.00	.00	3,395.95
	I & S	.064200	206.07	.00	148.85	.00	354.92	.00	.00	.00	354.92
	TOTAL	.590000	1,893.78	.00	1,367.85	.00	3,261.63	489.24	.00	.00	3,750.87
2003	M & O	.526800	1,278.52	.00	916.94	.00	2,195.46	368.83	.00	.00	2,564.29
	I & S	.063200	153.39	.00	110.01	.00	263.40	.00	.00	.00	263.40
	TOTAL	.590000	1,431.91	.00	1,026.95	.00	2,458.86	368.83	.00	.00	2,827.69
2002	M & O	.521500	1,333.86	.00	933.69	.00	2,267.55	384.80	.00	.00	2,652.35
	I & S	.068500	175.20	.00	122.65	.00	297.85	.00	.00	.00	297.85
	TOTAL	.590000	1,509.06	.00	1,056.34	.00	2,565.40	384.80	.00	.00	2,950.20

TC298-D SELECTION: SYSTEM RECEIPT DATE: ALL JURISDICTION: 0001 HIDALGO COUNTY

YEAR	FUND	TAX RATE	LEVY PAID	DISCOUNT GIVEN	PENALTY INTEREST	TIF AMOUNT	DISBURSE TOTAL	ATTORNEY	OTHER FEES	REFUND AMOUNT	PAYMENT AMOUNT
ALL	M & O		378,298.68	.00	11,791.40	.00	390,090.08	5,143.51	.00	.00	395,233.59
ALL	I & S		53,470.32	.00	1,642.69	.00	55,113.01	.00	.00	.00	55,113.01
ALL	TOTAL		431,769.00	.00	13,434.09	.00	445,203.09	5,143.51	.00	.00	450,346.60
DLQ	M & O		377,390.80	.00	11,791.40	.00	389,182.20	5,143.51	.00	.00	394,325.71
DLQ	I & S		53,349.69	.00	1,642.69	.00	54,992.38	.00	.00	.00	54,992.38
DLQ	TOTAL		430,740.49	.00	13,434.09	.00	444,174.58	5,143.51	.00	.00	449,318.09
CURR	M & O		907.88	.00	.00	.00	907.88	.00	.00	.00	907.88
CURR	I & S		120.63	.00	.00	.00	120.63	.00	.00	.00	120.63
CURR	TOTAL		1,028.51	.00	.00	.00	1,028.51	.00	.00	.00	1,028.51

YEAR	FUND	TAX RATE	LEVY PAID	DISCOUNT GIVEN	PENALTY INTEREST	TIF AMOUNT	DISBURSE TOTAL	ATTORNEY	OTHER FEES	REFUND AMOUNT	PAYMENT AMOUNT
2013	M & O	.520800	134,801,958.02	.00	1,460,952.50	3,075,975.88	133,186,934.64	43,592.56	.00	.00	136,306,503.08
	I & S	.069200	17,911,472.09	.00	194,119.68	408,712.78	17,696,878.99	.00	.00	.00	18,105,591.77
	TOTAL	.590000	152,713,430.11	.00	1,655,072.18	3,484,688.66	150,883,813.63	43,592.56	.00	.00	154,412,094.85
2012	M & O	.523500	5,079,757.89	.00	1,060,261.67	87,179.30	6,052,840.26	949,374.54	.00	.00	7,089,394.10
	I & S	.066500	645,280.19	.00	134,683.41	11,074.20	768,889.40	.00	.00	.00	779,963.60
	TOTAL	.590000	5,725,038.08	.00	1,194,945.08	98,253.50	6,821,729.66	949,374.54	.00	.00	7,869,357.70
2011	M & O	.522500	1,511,216.27	.00	496,363.80	27,382.49	1,980,197.58	316,509.73	.00	.00	2,324,089.80
	I & S	.067500	195,228.16	.00	64,122.20	3,537.45	255,812.91	.00	.00	.00	259,350.36
	TOTAL	.590000	1,706,444.43	.00	560,486.00	30,919.94	2,236,010.49	316,509.73	.00	.00	2,583,440.16
2010	M & O	.510700	874,555.08	.00	371,468.80	2,383.17	1,243,640.71	195,143.05	.00	.00	1,441,166.93
	I & S	.079300	135,797.88	.00	57,680.20	370.05	193,108.03	.00	.00	.00	193,478.08
	TOTAL	.590000	1,010,352.96	.00	429,149.00	2,753.22	1,436,748.74	195,143.05	.00	.00	1,634,645.01
2009	M & O	.512700	627,976.38	.00	322,846.30	384.57	950,438.11	144,872.35	.00	.00	1,095,695.03
	I & S	.077300	94,680.39	.00	48,676.02	57.98	143,298.43	.00	.00	.00	143,356.41
	TOTAL	.590000	722,656.77	.00	371,522.32	442.55	1,093,736.54	144,872.35	.00	.00	1,239,051.44
2008	M & O	.519100	442,415.92	.00	255,651.22	342,980.75	1,041,047.89	100,448.06	.00	.00	798,515.20
	I & S	.070900	60,426.33	.00	34,917.15	46,845.19	142,188.67	.00	.00	.00	95,343.48
	TOTAL	.590000	502,842.25	.00	290,568.37	389,825.94	1,183,236.56	100,448.06	.00	.00	893,858.68
2007	M & O	.515500	257,924.34	.00	197,265.94	37,300.62	492,490.90	71,647.83	.00	.00	526,838.11
	I & S	.074500	37,275.06	.00	28,508.81	5,390.68	71,174.55	.00	.00	.00	65,783.87
	TOTAL	.590000	295,199.40	.00	225,774.75	42,691.30	563,665.45	71,647.83	.00	.00	592,621.98
2006	M & O	.520000	159,769.82	.00	146,726.76	391.08	306,105.50	48,947.66	.00	.00	355,444.24
	I & S	.070000	21,507.82	.00	19,751.79	52.65	41,206.96	.00	.00	.00	41,259.61
	TOTAL	.590000	181,277.64	.00	166,478.55	443.73	347,312.46	48,947.66	.00	.00	396,703.85
2005	M & O	.527100	110,343.92	.00	115,072.22	420.33	224,995.81	36,174.92	.00	.00	261,591.06
	I & S	.062900	13,167.28	.00	13,731.65	50.16	26,848.77	.00	.00	.00	26,898.93
	TOTAL	.590000	123,511.20	.00	128,803.87	470.49	251,844.58	36,174.92	.00	.00	288,489.99
2004	M & O	.525800	95,169.68	.00	109,212.26	.00	204,381.94	32,881.41	.00	.00	237,263.35
	I & S	.064200	11,620.35	.00	13,334.68	.00	24,955.03	.00	.00	.00	24,955.03
	TOTAL	.590000	106,790.03	.00	122,546.94	.00	229,336.97	32,881.41	.00	.00	262,218.38
2003	M & O	.526800	70,154.70	.00	88,512.46	.00	158,667.16	25,525.94	.00	.00	184,193.10
	I & S	.063200	8,416.45	.00	10,618.92	.00	19,035.37	.00	.00	.00	19,035.37
	TOTAL	.590000	78,571.15	.00	99,131.38	.00	177,702.53	25,525.94	.00	.00	203,228.47
2002	M & O	.521500	51,581.63	.00	70,492.74	.00	122,074.37	19,911.15	.00	.00	141,985.52
	I & S	.068500	6,775.31	.00	9,259.40	.00	16,034.71	.00	.00	.00	16,034.71
	TOTAL	.590000	58,356.94	.00	79,752.14	.00	138,109.08	19,911.15	.00	.00	158,020.23

YEAR	FUND	TAX RATE	LEVY PAID	DISCOUNT GIVEN	PENALTY INTEREST	TIF AMOUNT	DISBURSE TOTAL	ATTORNEY	OTHER FEES	REFUND AMOUNT	PAYMENT AMOUNT
2001	M & O	.459300	36,038.92	.00	53,994.74	.00	90,033.66	14,733.83	.00	.00	104,767.49
	I & S	.060200	4,723.66	.00	7,076.94	.00	11,800.60	.00	.00	.00	11,800.60
	TOTAL	.519500	40,762.58	.00	61,071.68	.00	101,834.26	14,733.83	.00	.00	116,568.09
2000	M & O	.445400	32,921.11	.00	53,120.18	.00	86,041.29	13,976.80	.00	.00	100,018.09
	I & S	.055300	4,087.38	.00	6,595.48	.00	10,682.86	.00	.00	.00	10,682.86
	TOTAL	.500700	37,008.49	.00	59,715.66	.00	96,724.15	13,976.80	.00	.00	110,700.95
1999	M & O	.394300	20,645.04	.00	35,638.35	.00	56,283.39	9,189.68	.00	.00	65,473.07
	I & S	.052400	2,743.62	.00	4,736.15	.00	7,479.77	.00	.00	.00	7,479.77
	TOTAL	.446700	23,388.66	.00	40,374.50	.00	63,763.16	9,189.68	.00	.00	72,952.84
1998	M & O	.429400	19,763.52	.00	36,297.14	.00	56,060.66	8,343.15	.00	.00	64,403.81
	I & S	.017300	796.26	.00	1,462.35	.00	2,258.61	.00	.00	.00	2,258.61
	TOTAL	.446700	20,559.78	.00	37,759.49	.00	58,319.27	8,343.15	.00	.00	66,662.42
1997	M & O	.459500	17,037.90	.00	33,349.94	.00	50,387.84	7,400.38	.00	.00	57,788.22
	I & S	.015200	563.51	.00	1,103.11	.00	1,666.62	.00	.00	.00	1,666.62
	TOTAL	.474700	17,601.41	.00	34,453.05	.00	52,054.46	7,400.38	.00	.00	59,454.84
1996	M & O	.448600	14,522.73	.00	29,927.93	.00	44,450.66	6,558.33	.00	.00	51,008.99
	I & S	.016800	543.88	.00	1,120.69	.00	1,664.57	.00	.00	.00	1,664.57
	TOTAL	.465400	15,066.61	.00	31,048.62	.00	46,115.23	6,558.33	.00	.00	52,673.56
1995	M & O	.427600	11,868.79	.00	26,016.36	.00	37,885.15	5,668.04	.00	.00	43,553.19
	I & S	.018400	510.73	.00	1,119.55	.00	1,630.28	.00	.00	.00	1,630.28
	TOTAL	.446000	12,379.52	.00	27,135.91	.00	39,515.43	5,668.04	.00	.00	45,183.47
1994	M & O	.399300	11,308.33	.00	26,355.48	.00	37,663.81	5,597.91	.00	.00	43,261.72
	I & S	.014700	416.36	.00	970.28	.00	1,386.64	.00	.00	.00	1,386.64
	TOTAL	.414000	11,724.69	.00	27,325.76	.00	39,050.45	5,597.91	.00	.00	44,648.36
1993	M & O	.395600	9,125.92	.00	22,427.12	.00	31,553.04	4,713.76	.00	.00	36,266.80
	I & S	.011500	265.32	.00	651.97	.00	917.29	.00	.00	.00	917.29
	TOTAL	.407100	9,391.24	.00	23,079.09	.00	32,470.33	4,713.76	.00	.00	37,184.09
1992	M & O	.382800	6,366.94	.00	16,394.50	.00	22,761.44	3,493.39	.00	.00	26,254.83
	I & S	.016100	267.80	.00	689.49	.00	957.29	.00	.00	.00	957.29
	TOTAL	.398900	6,634.74	.00	17,083.99	.00	23,718.73	3,493.39	.00	.00	27,212.12
1991	M & O	.362600	6,018.55	.00	16,206.67	.00	22,225.22	3,418.35	.00	.00	25,643.57
	I & S	.015100	250.64	.00	674.92	.00	925.56	.00	.00	.00	925.56
	TOTAL	.377700	6,269.19	.00	16,881.59	.00	23,150.78	3,418.35	.00	.00	26,569.13
1990	M & O	.360900	3,312.74	.00	9,345.40	.00	12,658.14	1,916.62	.00	.00	14,574.76
	I & S	.010400	95.44	.00	269.29	.00	364.73	.00	.00	.00	364.73
	TOTAL	.371300	3,408.18	.00	9,614.69	.00	13,022.87	1,916.62	.00	.00	14,939.49

YEAR	FUND	TAX RATE	LEVY PAID	DISCOUNT GIVEN	PENALTY INTEREST	TIF AMOUNT	DISBURSE TOTAL	ATTORNEY FEES	OTHER FEES	REFUND AMOUNT	PAYMENT AMOUNT
1989	M & O	.369000	2,565.28	.00	7,610.23	.00	10,175.51	1,533.13	.00	.00	11,708.64
	I & S	.002500	17.44	.00	51.57	.00	69.01	.00	.00	.00	69.01
	TOTAL	.371500	2,582.72	.00	7,661.80	.00	10,244.52	1,533.13	.00	.00	11,777.65
1988	M & O	.358000	2,557.66	.00	7,781.84	.00	10,339.50	1,523.42	.00	.00	11,862.92
	I & S	.003500	25.03	.00	76.11	.00	101.14	.00	.00	.00	101.14
	TOTAL	.361500	2,582.69	.00	7,857.95	.00	10,440.64	1,523.42	.00	.00	11,964.06
1987	M & O	.277800	2,358.06	.00	7,488.36	.00	9,846.42	1,476.98	.00	.00	11,323.40
	I & S	.000000	.00	.00	.00	.00	.00	.00	.00	.00	.00
	TOTAL	.277800	2,358.06	.00	7,488.36	.00	9,846.42	1,476.98	.00	.00	11,323.40
1986	M & O	.268300	1,764.86	.00	5,811.18	.00	7,576.04	1,140.69	.00	.00	8,716.73
	I & S	.001000	6.58	.00	21.64	.00	28.22	.00	.00	.00	28.22
	TOTAL	.269300	1,771.44	.00	5,832.82	.00	7,604.26	1,140.69	.00	.00	8,744.95
1985	M & O	.232000	816.71	.00	2,785.47	.00	3,603.18	547.47	.00	.00	4,150.65
	I & S	.003000	10.55	.00	36.01	.00	46.56	.00	.00	.00	46.56
	TOTAL	.235000	827.26	.00	2,822.48	.00	3,649.74	547.47	.00	.00	4,197.21
1984	M & O	.334000	329.98	.00	1,168.19	.00	1,498.17	226.75	.00	.00	1,724.92
	I & S	.003000	2.97	.00	10.50	.00	13.47	.00	.00	.00	13.47
	TOTAL	.337000	332.95	.00	1,178.69	.00	1,511.64	226.75	.00	.00	1,738.39
1983	M & O	.348000	406.85	.00	1,485.77	.00	1,892.62	287.97	.00	.00	2,180.59
	I & S	.005000	5.85	.00	21.34	.00	27.19	.00	.00	.00	27.19
	TOTAL	.353000	412.70	.00	1,507.11	.00	1,919.81	287.97	.00	.00	2,207.78
1982	M & O	.334000	376.80	.00	1,421.31	.00	1,798.11	269.72	.00	.00	2,067.83
	I & S	.000000	.00	.00	.00	.00	.00	.00	.00	.00	.00
	TOTAL	.334000	376.80	.00	1,421.31	.00	1,798.11	269.72	.00	.00	2,067.83
1981	M & O	.334000	132.23	.00	516.92	.00	649.15	97.37	.00	.00	746.52
	I & S	.000000	.00	.00	.00	.00	.00	.00	.00	.00	.00
	TOTAL	.334000	132.23	.00	516.92	.00	649.15	97.37	.00	.00	746.52
1980	M & O	.300000	3.00	.00	11.75	.00	14.75	2.21	.00	.00	16.96
	I & S	.000000	.00	.00	.00	.00	.00	.00	.00	.00	.00
	TOTAL	.300000	3.00	.00	11.75	.00	14.75	2.21	.00	.00	16.96
ALL	M & O		144,283,065.57	.00	5,089,982.50	2,813,835.45	146,559,212.62	2,077,145.15	.00	.00	151,450,193.22
ALL	I & S		19,156,980.33	.00	656,091.30	371,619.40	19,441,452.23	.00	.00	.00	19,813,071.63
ALL	TOTAL		163,440,045.90	.00	5,746,073.80	3,185,454.85	166,000,664.85	2,077,145.15	.00	.00	171,263,264.85

YEAR	FUND	TAX RATE	LEVY PAID	DISCOUNT GIVEN	PENALTY INTEREST	TIF AMOUNT	DISBURSE TOTAL	ATTORNEY	OTHER FEES	REFUND AMOUNT	PAYMENT AMOUNT
DLQ	M & O		9,481,107.55	.00	3,629,030.00	262,140.43	13,372,277.98	2,033,552.59	.00	.00	15,143,690.14
DLQ	I & S		1,245,508.24	.00	461,971.62	37,093.38	1,744,573.24	.00	.00	.00	1,707,479.86
DLQ	TOTAL		10,726,615.79	.00	4,091,001.62	299,233.81	15,116,851.22	2,033,552.59	.00	.00	16,851,170.00
CURR	M & O		134,801,958.02	.00	1,460,952.50	3,075,975.88	133,186,934.64	43,592.56	.00	.00	136,306,503.08
CURR	I & S		17,911,472.09	.00	194,119.68	408,712.78	17,696,878.99	.00	.00	.00	18,105,591.77
CURR	TOTAL		152,713,430.11	.00	1,655,072.18	3,484,688.66	150,883,813.63	43,592.56	.00	.00	154,412,094.85

PART 2

ROAD/STATE ANNUAL TAX COLLECTIONS REPORT

**PABLO "PAUL" VILLARREAL JR., TAX ASSR & COLL
HIDALGO COUNTY ENTITIES ANNUAL TAX REPORT
JULY 01, 2013 THRU JUNE 30, 2014**

TAX COLLECTIONS	BASE	PEN & INT	ATTY FEE	
ROAD DIST #2 DELINQUENT TOTALS	-	-	-	-
ROAD DIST #5 DELINQUENT TOTALS	593.27	1,340.13	272.97	2,206.37
ROAD DIST #11 DELINQUENT TOTALS	-	-	-	-
ROAD DIST #15 DELINQUENT TOTALS	63.81	195.13	37.55	296.49
STATE DIST DELINQUENT TOTALS	-	-	-	-
SPECIAL INVENTORY VARIANCE OTHER REVENUE TOTALS			-	-
TOTAL COLLECTED 2013-2014 HIDALGO COUNTY ENTITIES				2,502.86
DISBURSEMENTS				
ATTORNEY FEES		310.52		
PRIOR YEAR REFUNDS		-		
RECAP				
TOTAL DELINQUENT BASE		657.08		
TOTAL PENALTY & INTEREST		1,535.26		
TOTAL TAX COLLECTIONS		2,192.34		
TOTAL ATTORNEY FEES		310.52		
OTHER REVENUE TOTALS		-		


DISBURSEMENTS (CONT')

TOTAL	2,502.86	
LESS REFUNDS DISBURSED THRU FISCAL YEAR	-	
TOTAL COLLECTED 2013/2014	2,502.86	
LESS ATTY FEE	310.52	
TOTAL REVENUE DISBURSED TO HIDALGO COUNTY ENTITIES		<u>2,192.34</u>
TOTAL DISBURSED 2013-2014 HIDALGO COUNTY ENTITIES		2,502.86
	DIFF.	-

AFFIDAVIT


I, PABLO "PAUL" VILLARREAL JR., TAX ASSESSOR-COLLECTOR OF TAXES FOR HIDALGO COUNTY ENTITIES, DO SOLEMNLY SWEAR THAT THE ABOVE STATEMENT OF TAXES COLLECTED BY ME FOR THE FISCAL YEAR ENDING 2013-2014 IS CORRECT.

Pablo (Paul) Villarreal Jr.
ASSESSOR-COLLECTOR OF TAXES FOR HIDALGO COUNTY ENTITIES



SWORN AND SUBSCRIBED BEFORE ME THIS 25TH DAY OF JULY 2014

Norma L Briones
NOTARY PUBLIC, HIDALGO COUNTY, TEXAS

 **NORMA L BRIONES**
Notary Public, State of Texas
My Commission Expires 08-09-2014

YEAR	FUND	TAX RATE	LEVY PAID	DISCOUNT GIVEN	PENALTY INTEREST	TIF AMOUNT	DISBURSE TOTAL	ATTORNEY	OTHER FEES	REFUND AMOUNT	PAYMENT AMOUNT
1999	M & O	.000000	.00	.00	.00	.00	.00	19.57	.00	.00	19.57
	I & S	.010900	48.52	.00	84.94	.00	133.46	.00	.00	.00	133.46
	TOTAL	.010900	48.52	.00	84.94	.00	133.46	19.57	.00	.00	153.03
1998	M & O	.000000	.00	.00	.00	.00	.00	32.55	.00	.00	32.55
	I & S	.019500	85.04	.00	152.78	.00	237.82	.00	.00	.00	237.82
	TOTAL	.019500	85.04	.00	152.78	.00	237.82	32.55	.00	.00	270.37
1997	M & O	.000000	.00	.00	.00	.00	.00	24.11	.00	.00	24.11
	I & S	.023000	62.86	.00	118.04	.00	180.90	.00	.00	.00	180.90
	TOTAL	.023000	62.86	.00	118.04	.00	180.90	24.11	.00	.00	205.01
1996	M & O	.000000	.00	.00	.00	.00	.00	35.50	.00	.00	35.50
	I & S	.025000	90.18	.00	179.64	.00	269.82	.00	.00	.00	269.82
	TOTAL	.025000	90.18	.00	179.64	.00	269.82	35.50	.00	.00	305.32
1995	M & O	.000000	.00	.00	.00	.00	.00	22.66	.00	.00	22.66
	I & S	.025000	51.11	.00	110.86	.00	161.97	.00	.00	.00	161.97
	TOTAL	.025000	51.11	.00	110.86	.00	161.97	22.66	.00	.00	184.63
1994	M & O	.000000	.00	.00	.00	.00	.00	19.21	.00	.00	19.21
	I & S	.020000	41.60	.00	97.19	.00	138.79	.00	.00	.00	138.79
	TOTAL	.020000	41.60	.00	97.19	.00	138.79	19.21	.00	.00	158.00
1993	M & O	.000000	.00	.00	.00	.00	.00	22.14	.00	.00	22.14
	I & S	.020000	42.63	.00	105.93	.00	148.56	.00	.00	.00	148.56
	TOTAL	.020000	42.63	.00	105.93	.00	148.56	22.14	.00	.00	170.70
1992	M & O	.000000	.00	.00	.00	.00	.00	35.17	.00	.00	35.17
	I & S	.020000	65.59	.00	169.07	.00	234.66	.00	.00	.00	234.66
	TOTAL	.020000	65.59	.00	169.07	.00	234.66	35.17	.00	.00	269.83
1991	M & O	.000000	.00	.00	.00	.00	.00	16.31	.00	.00	16.31
	I & S	.010000	29.46	.00	79.28	.00	108.74	.00	.00	.00	108.74
	TOTAL	.010000	29.46	.00	79.28	.00	108.74	16.31	.00	.00	125.05
1990	M & O	.010000	5.24	.00	15.03	.00	20.27	3.04	.00	.00	23.31
	I & S	.000000	.00	.00	.00	.00	.00	.00	.00	.00	.00
	TOTAL	.010000	5.24	.00	15.03	.00	20.27	3.04	.00	.00	23.31
1989	M & O	.020000	10.73	.00	32.03	.00	42.76	6.43	.00	.00	49.19
	I & S	.000000	.00	.00	.00	.00	.00	.00	.00	.00	.00
	TOTAL	.020000	10.73	.00	32.03	.00	42.76	6.43	.00	.00	49.19
1988	M & O	.000000	.00	.00	.00	.00	.00	5.22	.00	.00	5.22
	I & S	.020000	12.56	.00	35.92	.00	48.48	.00	.00	.00	48.48
	TOTAL	.020000	12.56	.00	35.92	.00	48.48	5.22	.00	.00	53.70

YEAR	FUND	TAX RATE	LEVY PAID	DISCOUNT GIVEN	PENALTY INTEREST	TIF AMOUNT	DISBURSE TOTAL	ATTORNEY FEES	OTHER FEES	REFUND AMOUNT	PAYMENT AMOUNT
1999	M & O	.000000	.00	.00	.00	.00	.00	19.57	.00	.00	19.57
	I & S	.010900	48.52	.00	84.94	.00	133.46	.00	.00	.00	133.46
	TOTAL	.010900	48.52	.00	84.94	.00	133.46	19.57	.00	.00	153.03
1998	M & O	.000000	.00	.00	.00	.00	.00	32.55	.00	.00	32.55
	I & S	.019500	85.04	.00	152.78	.00	237.82	.00	.00	.00	237.82
	TOTAL	.019500	85.04	.00	152.78	.00	237.82	32.55	.00	.00	270.37
1997	M & O	.000000	.00	.00	.00	.00	.00	24.11	.00	.00	24.11
	I & S	.023000	62.86	.00	118.04	.00	180.90	.00	.00	.00	180.90
	TOTAL	.023000	62.86	.00	118.04	.00	180.90	24.11	.00	.00	205.01
1996	M & O	.000000	.00	.00	.00	.00	.00	35.50	.00	.00	35.50
	I & S	.025000	90.18	.00	179.64	.00	269.82	.00	.00	.00	269.82
	TOTAL	.025000	90.18	.00	179.64	.00	269.82	35.50	.00	.00	305.32
1995	M & O	.000000	.00	.00	.00	.00	.00	22.66	.00	.00	22.66
	I & S	.025000	51.11	.00	110.86	.00	161.97	.00	.00	.00	161.97
	TOTAL	.025000	51.11	.00	110.86	.00	161.97	22.66	.00	.00	184.63
1994	M & O	.000000	.00	.00	.00	.00	.00	19.21	.00	.00	19.21
	I & S	.020000	41.60	.00	97.19	.00	138.79	.00	.00	.00	138.79
	TOTAL	.020000	41.60	.00	97.19	.00	138.79	19.21	.00	.00	158.00
1993	M & O	.000000	.00	.00	.00	.00	.00	22.14	.00	.00	22.14
	I & S	.020000	42.63	.00	105.93	.00	148.56	.00	.00	.00	148.56
	TOTAL	.020000	42.63	.00	105.93	.00	148.56	22.14	.00	.00	170.70
1992	M & O	.000000	.00	.00	.00	.00	.00	35.17	.00	.00	35.17
	I & S	.020000	65.59	.00	169.07	.00	234.66	.00	.00	.00	234.66
	TOTAL	.020000	65.59	.00	169.07	.00	234.66	35.17	.00	.00	269.83
1991	M & O	.000000	.00	.00	.00	.00	.00	16.31	.00	.00	16.31
	I & S	.010000	29.46	.00	79.28	.00	108.74	.00	.00	.00	108.74
	TOTAL	.010000	29.46	.00	79.28	.00	108.74	16.31	.00	.00	125.05
1990	M & O	.010000	5.24	.00	15.03	.00	20.27	3.04	.00	.00	23.31
	I & S	.000000	.00	.00	.00	.00	.00	.00	.00	.00	.00
	TOTAL	.010000	5.24	.00	15.03	.00	20.27	3.04	.00	.00	23.31
1989	M & O	.020000	10.73	.00	32.03	.00	42.76	6.43	.00	.00	49.19
	I & S	.000000	.00	.00	.00	.00	.00	.00	.00	.00	.00
	TOTAL	.020000	10.73	.00	32.03	.00	42.76	6.43	.00	.00	49.19
1988	M & O	.000000	.00	.00	.00	.00	.00	5.22	.00	.00	5.22
	I & S	.020000	12.56	.00	35.92	.00	48.48	.00	.00	.00	48.48
	TOTAL	.020000	12.56	.00	35.92	.00	48.48	5.22	.00	.00	53.70


PART 3

CURRENT/DELINQUENT COLLECTIONS REPORT

**PABLO "PAUL" VILLARREAL JR., ASSESSOR/COLLECTOR
HIDALGO COUNTY
TAX COLLECTION REPORT
FOR THE MONTH OF JUNE 2014**

<u>AD VALOREM - HIDALGO COUNTY</u>	<u>2013-2014</u>	<u>2012-2013</u>	<u>DIFFERENCE</u>
<u>2013 CURRENT</u>			
ORIGINAL LEVY	163,168,241.08	159,570,083.70	3,598,157.38
MODIFICATIONS	45,511.49	(238,834.09)	284,345.58
CURRENT LEVY	163,213,752.57	159,331,249.61	3,882,502.96
CURRENT COLLECTIONS THIS MONTH	1,818,120.26	1,942,359.50	(124,239.24)
CURRENT COLLECTIONS TO DATE	152,712,401.60	148,463,571.56	4,248,830.04
OUTSTANDING TO DATE	10,501,350.97	10,867,678.05	(366,327.08)
PERCENT COLLECTED/ORIGINAL	93.59%	93.04%	0.55%
PERCENT COLLECTED/MODIFIED	93.57%	93.18%	0.39%
TOTAL COLLECTIONS FISCAL YEAR	152,712,401.60	148,463,571.56	


HIDALGO COUNTY CURRENT TAX COLLECTION 5-YEAR COMPARISON CHART JULY 1ST - JUNE 30TH



YEAR	ORIGINAL LEVY	MODIFICATIONS	ADJUSTED LEVY	COLLECTIONS	OUTSTANDING	PERCENT
2009	161,386,867.48	1,156,721.79	162,543,589.27	147,676,472.15	14,867,117.12	90.85%
2010	160,318,223.74	(15,398.61)	160,302,825.13	147,294,797.46	13,008,027.67	91.89%
2011	158,157,251.97	(234,832.75)	157,922,419.22	147,059,510.44	10,862,908.78	93.12%
2012	159,570,083.70	(238,834.09)	159,331,249.61	148,463,571.56	10,867,678.05	93.18%
2013	163,168,241.08	45,511.49	163,213,752.57	152,712,401.60	10,501,350.97	93.57%

Pablo "Paul" Villarreal Jr., RTA - Hidalgo County Tax Assr/Coll
Hidalgo County, Texas

HIDALGO COUNTY
 2013 CURRENT TAX COLLECTION
 JULY 1ST - JUNE 30TH




YEAR	ORIGINAL LEVY	MODIFICATIONS	ADJUSTED LEVY	COLLECTIONS	OUTSTANDING	PERCENT
2013	163,168,241.08	45,511.49	163,213,752.57	152,712,401.60	10,501,350.97	93.57%

Pablo "Paul" Villarreal Jr., RTA - Hidalgo County Tax Assr/Coll
 Hidalgo County, Texas

PABLO "PAUL" VILLARREAL JR., ASSESSOR/COLLECTOR
HIDALGO COUNTY
TAX COLLECTION REPORT
FOR THE MONTH OF JUNE 2014

<u>AD VALOREM - HIDALGO COUNTY</u>	<u>2012 & PRIOR</u>	<u>2011 & PRIOR</u>	<u>DIFFERENCE</u>
<u>DELINQUENT</u>			
ORIGINAL LEVY	34,042,934.94	34,855,949.11	(813,014.17)
MODIFICATIONS	(982,849.21)	(1,024,716.93)	41,867.72
DELINQUENT LEVY	33,060,085.73	33,831,232.18	(771,146.45)
DELINQUENT COLLECTIONS THIS MONTH	712,805.66	662,219.99	50,585.67
DELINQUENT COLLECTIONS TO DATE	10,295,875.30	10,655,975.29	(360,099.99)
OUTSTANDING TO DATE	22,764,210.43	23,175,256.89	(411,046.46)
PERCENT COLLECTED/ORIGINAL	30.24%	30.57%	-0.33%
PERCENT COLLECTED/MODIFIED	31.14%	31.50%	-0.36%
 TOTAL COLLECTIONS FISCAL YEAR	 10,295,875.30	 10,655,975.29	

HIDALGO COUNTY DELINQUENT TAX COLLECTION 5-YEAR COMPARISON CHART JULY 1ST - JUNE 30TH



YEAR	ORIGINAL LEVY	MODIFICATIONS	ADJUSTED LEVY	COLLECTIONS	OUTSTANDING	PERCENT
2008 & PRIOR	37,253,036.21	(1,064,095.38)	36,188,940.83	12,742,590.26	23,446,350.57	35.21%
2009 & PRIOR	38,313,467.69	(1,175,330.55)	37,138,137.14	12,880,452.46	24,257,684.68	34.68%
2010 & PRIOR	37,265,712.35	(986,593.07)	36,279,119.28	12,286,078.95	23,993,040.33	33.87%
2011 & PRIOR	34,855,949.11	(1,024,716.93)	33,831,232.18	10,655,975.29	23,175,256.89	31.50%
2012 & PRIOR	34,042,934.94	(982,849.21)	33,060,085.73	10,295,875.30	22,764,210.43	31.14%

Pablo "Paul" Villarreal Jr., RTA - Hidalgo County Tax Assr/Coll
Hidalgo County, Texas

**PABLO "PAUL" VILLARREAL JR., ASSESSOR/COLLECTOR
HIDALGO COUNTY
TAX COLLECTION REPORT
FOR THE MONTH OF JUNE 2014**

<u>AD VALOREM - HIDALGO COUNTY</u>	<u>2013-2014</u>	<u>2012-2013</u>	<u>DIFFERENCE</u>
ROLLBACK			
ORIGINAL LEVY	292,684.53	238,615.50	54,069.03
MODIFICATIONS	383,847.88	337,827.19	46,020.69
ROLLBACK LEVY	676,532.41	576,442.69	100,089.72
ROLLBACK COLLECTIONS THIS MONTH	35,343.89	9,189.52	26,154.37
ROLLBACK COLLECTIONS TO DATE	431,769.00	283,758.16	148,010.84
OUTSTANDING TO DATE	244,763.41	292,684.53	(47,921.12)
PERCENT COLLECTED/ORIGINAL	147.52%	118.92%	28.60%
PERCENT COLLECTED/MODIFIED	63.82%	49.23%	14.59%
TOTAL COLLECTIONS FISCAL YEAR	431,769.00	283,758.16	

PART 4
RECAP REPORT

JURISDICTION: 0001 HIDALGO COUNTY

YEAR	TAXES DUE	MONTH ADJ	ADJUSTMENT YTD	LEVY PAID	PAID YTD	BALANCE	COLL %	YTD UNCOLL
CERT TAXABLE VALUE	ADJUSTMENTS	ADJ TAX VALUE	TAX RATE	TAX LEVY	PAID ACCTS			
CURRENT YEAR	27,911,368,187	28,034,112	27,939,402,299	0.590000	163,213,752.57	290,941		
2013	163,168,241.08	45,511.49	45,511.49	152,712,401.60	152,712,401.60	10,501,350.97	93.57	2,798.44
ADJUSTMENT REFUNDS	206,328.82	206,328.82	206,328.82					
2012	10,867,678.05	208,597.94	208,597.94	5,679,781.87	5,679,781.87	4,979,298.24	53.29	16,426.03
ADJUSTMENT REFUNDS	146,813.61	146,813.61	146,813.61					
2011	4,948,557.47	71,690.29	71,690.29	1,616,357.15	1,616,357.15	3,260,510.03	33.14	23,261.58
ADJUSTMENT REFUNDS	31,387.10	31,387.10	31,387.10					
2010	3,725,033.61	67,354.91	67,354.91	911,553.78	911,553.78	2,746,124.92	24.92	34,855.22
ADJUSTMENT REFUNDS	26,125.55	26,125.55	26,125.55					
2009	3,011,862.18	66,206.50	66,206.50	632,068.27	632,068.27	2,313,587.41	21.46	37,674.47
ADJUSTMENT REFUNDS	17,922.11	17,922.11	17,922.11					
2008	2,342,430.57	174,205.24	174,205.24	419,938.98	419,938.98	1,748,286.35	19.37	35,747.22
ADJUSTMENT REFUNDS	1,796.17	1,796.17	1,796.17					
2007	1,752,370.67	48,307.38	48,307.38	277,518.11	277,518.11	1,426,545.18	16.29	34,801.38
ADJUSTMENT REFUNDS	108.03	108.03	108.03					
2006	1,306,305.02	51,049.07	51,049.07	181,137.08	181,137.08	1,074,118.87	14.43	32,442.30
ADJUSTMENT REFUNDS	110.80	110.80	110.80					
2005	1,090,812.70	78,868.88	78,868.88	123,061.75	123,061.75	888,882.07	12.16	33,007.30
ADJUSTMENT REFUNDS	448.28	448.28	448.28					
2004	932,069.37	36,371.99	36,371.99	104,896.25	104,896.25	790,801.13	11.71	27,966.60
ADJUSTMENT REFUNDS	262.73	262.73	262.73					
2003	716,661.36	27,621.19	27,621.19	77,139.24	77,139.24	611,900.93	11.20	21,308.34
ADJUSTMENT REFUNDS	545.51	545.51	545.51					
2002	630,388.21	22,256.85	22,256.85	56,847.88	56,847.88	551,283.48	9.35	19,360.23
ADJUSTMENT REFUNDS	01.	01.	01.					
2001	517,219.30	18,294.92	18,294.92	40,762.58	40,762.58	458,161.80	8.17	16,409.68
ADJUSTMENT REFUNDS	434,816.58	16,616.45	16,616.45					
2000	307,428.37	12,292.74	12,292.74	23,388.66	23,388.66	271,746.97	7.92	11,663.91
ADJUSTMENT REFUNDS	273,025.65	10,712.15	10,712.15					
1997	246,658.60	11,090.98	11,090.98	17,601.41	17,601.41	217,966.21	7.47	9,917.26
ADJUSTMENT REFUNDS	965.60	965.60	965.60					
1996	203,251.57	8,600.00	8,600.00	15,066.61	15,066.61	179,584.96	7.74	8,271.61
ADJUSTMENT REFUNDS	177,170.74	6,220.66	6,220.66					
1995	146,241.69	5,127.19	5,127.19	12,379.52	12,379.52	158,570.56	7.24	6,220.66
ADJUSTMENT REFUNDS	115,569.99	4,302.55	4,302.55					
1993	297,383.24	37,061.33	37,061.33	27,691.96	27,691.96	101,876.20	8.44	3,959.10
ADJUSTMENT REFUNDS	937,337.72	937,337.72	937,337.72					
****	197,211,176.02	937,337.72	937,337.72	163,008,276.90	163,008,276.90	33,265,561.40	10.64	417,704.65
ADJUSTMENT REFUNDS	432,814.32	432,814.32	432,814.32					

FISCAL START: 07/01/2013 END: 06/30/2014 JURISDICTION: 0001 HIDALGO COUNTY

CERT TAXABLE VALUE	ADJUSTMENTS	ADJ TAX VALUE	TAX RATE	TAX LEVY	PAID ACCTS
27,911,368,187	28,034,112	27,939,402,299	0.590000	163,213,752.57	290,941

YEAR	TAXES DUE	MONTH ADJ	ADJUSTMENT YTD	LEVY PAID	PAID YTD	BALANCE	COLL %	YTD UNCOLL
2013	163,168,241.08	45,511.49	45,511.49	152,712,401.60	152,712,401.60	10,501,350.97	93.57	2,798.44-
2012	10,867,678.05	208,597.94-	208,597.94-	5,679,781.87	5,679,781.87	4,979,298.24	53.29	16,426.03-
2011	4,948,557.47	71,690.29-	71,690.29-	1,616,357.15	1,616,357.15	3,260,510.03	33.14	23,261.58-
2010	3,725,033.61	67,354.91-	67,354.91-	911,553.78	911,553.78	2,746,124.92	24.92	34,855.22-
2009	3,011,862.18	66,206.50-	66,206.50-	632,068.27	632,068.27	2,313,587.41	21.46	37,674.47-
2008	2,342,430.57	174,205.24-	174,205.24-	419,938.98	419,938.98	1,748,286.35	19.37	35,747.22-
2007	1,752,370.67	48,307.38-	48,307.38-	277,518.11	277,518.11	1,426,545.18	16.29	34,801.38-
2006	1,306,305.02	51,049.07-	51,049.07-	181,137.08	181,137.08	1,074,118.87	14.43	32,442.30-
2005	1,090,812.70	78,868.88-	78,868.88-	123,061.75	123,061.75	888,882.07	12.16	33,007.30-
2004	932,069.37	36,371.99-	36,371.99-	104,896.25	104,896.25	790,801.13	11.71	27,966.60-
2003	716,661.36	27,621.19-	27,621.19-	77,139.24	77,139.24	611,900.93	11.20	21,308.34-
2002	630,388.21	22,256.85-	22,256.85-	56,847.88	56,847.88	551,283.48	9.35	19,360.23-
2001	517,219.30	18,294.92-	18,294.92-	40,762.58	40,762.58	458,161.80	8.17	16,409.68-
2000	434,816.58	16,616.45-	16,616.45-	37,008.49	37,008.49	381,191.64	8.85	15,585.37-
1999	307,428.37	12,292.74-	12,292.74-	23,388.66	23,388.66	271,746.97	7.92	11,663.91-
1998	273,025.65	10,712.15-	10,712.15-	20,559.78	20,559.78	241,753.72	7.84	10,455.94-
1997	246,658.60	11,090.98-	11,090.98-	17,601.41	17,601.41	217,966.21	7.47	9,917.26-
1996	203,251.57	8,600.00-	8,600.00-	15,066.61	15,066.61	179,584.96	7.74	8,271.61-
1995	177,170.74	6,220.66-	6,220.66-	12,379.52	12,379.52	158,570.56	7.24	6,220.66-
1994	146,241.69	5,127.19-	5,127.19-	11,724.69	11,724.69	129,389.81	8.31	5,127.19-
1993	115,569.99	4,302.55-	4,302.55-	9,391.24	9,391.24	101,876.20	8.44	3,959.10-
1992	297,383.24	37,061.33-	37,061.33-	27,691.96	27,691.96	232,629.95	10.64	10,444.82-
****	197,211,176.02	937,337.72-	937,337.72-	163,008,276.90	163,008,276.90	33,265,561.40		417,704.65-

AG ROLLBACK ONLY

TAX COLLECTOR MONTHLY REPORT
FROM 07/01/2013 TO 06/30/2014

JURISDICTION: 0001 HIDALGO COUNTY

CERT TAXABLE VALUE	ADJUSTMENTS	ADJ TAX VALUE	TAX RATE	TAX LEVY	PAID ACCTS
0	0	0	0.590000	17,338.55	2

YEAR	TAXES DUE	MONTH ADJ	ADJUSTMENT YTD	LEVY PAID	PAID YTD	BALANCE	COLL %	YTD UNCOLL
2013	0.00	17,338.55	17,338.55	1,028.51	1,028.51	16,310.04	5.93	0.00
	ADJUSTMENT REFUNDS	206,328.82	206,328.82					
2012	9,057.01	77,421.77	77,421.77	45,256.21	45,256.21	41,222.57	52.33	0.00
	ADJUSTMENT REFUNDS	146,813.61	146,813.61					
2011	61,802.48	79,428.82	79,428.82	90,087.28	90,087.28	51,144.02	63.79	0.00
	ADJUSTMENT REFUNDS	31,387.10	31,387.10					
2010	66,310.66	76,377.92	76,377.92	98,799.18	98,799.18	43,889.40	69.24	0.00
	ADJUSTMENT REFUNDS	26,125.55	26,125.55					
2009	59,580.20	76,851.56	76,851.56	90,588.50	90,588.50	45,843.26	66.40	0.00
	ADJUSTMENT REFUNDS	17,922.11	17,922.11					
2008	62,583.23	52,815.95	52,815.95	82,903.27	82,903.27	32,495.91	71.84	0.00
	ADJUSTMENT REFUNDS	1,796.17	1,796.17					
2007	21,705.37	3,623.22	3,623.22	17,681.29	17,681.29	7,647.30	69.81	0.00
	ADJUSTMENT REFUNDS	108.03	108.03					
2006	2,763.88	.00	.00	140.56	140.56	2,623.32	5.09	0.00
	ADJUSTMENT REFUNDS	110.80	110.80					
2005	2,102.39	.00	.00	449.45	449.45	1,652.94	21.38	0.00
	ADJUSTMENT REFUNDS	448.28	448.28					
2004	2,231.45	.00	.00	1,893.78	1,893.78	337.67	84.87	0.00
	ADJUSTMENT REFUNDS	262.73	262.73					
2003	1,680.78	.00	.00	1,431.91	1,431.91	248.87	85.19	0.00
	ADJUSTMENT REFUNDS	545.51	545.51					
2002	1,609.62	.00	.00	1,509.06	1,509.06	100.56	93.75	0.00
	ADJUSTMENT REFUNDS	.01	.01					
2001	396.99	.00	.00	0.00	0.00	396.99		0.00
	ADJUSTMENT REFUNDS	0.00	0.00					
2000	0.00	.00	.00	0.00	0.00	0.00		0.00
	ADJUSTMENT REFUNDS	0.00	0.00					
1999	0.00	.00	.00	0.00	0.00	0.00		0.00
	ADJUSTMENT REFUNDS	9.91	9.91					
1997	9.91	9.91	9.91	0.00	0.00	0.00		9.91
	ADJUSTMENT REFUNDS	965.60	965.60					
1994	850.56	.00	.00	0.00	0.00	850.56		0.00
****	292,684.53	383,847.88	383,847.88	431,769.00	431,769.00	244,763.41		9.91
	ADJUSTMENT REFUNDS	432,814.32	432,814.32					

FISCAL START: 07/01/2013 END: 06/30/2014 JURISDICTION: 0001 HIDALGO COUNTY

CERT TAXABLE VALUE	ADJUSTMENTS	ADJ TAX VALUE	TAX RATE	TAX LEVY	PAID ACCTS
0	0	0	0.590000	17,338.55	2

YEAR	TAXES DUE	MONTH ADJ	ADJUSTMENT YTD	LEVY PAID	PAID YTD	BALANCE	COLL \$	YTD UNCOLL
2013	0.00	17,338.55	17,338.55	1,028.51	1,028.51	16,310.04	5.93	0.00
2012	9,057.01	77,421.77	77,421.77	45,256.21	45,256.21	41,222.57	52.33	0.00
2011	61,802.48	79,428.82	79,428.82	90,087.28	90,087.28	51,144.02	63.79	0.00
2010	66,310.66	76,377.92	76,377.92	98,799.18	98,799.18	43,889.40	69.24	0.00
2009	59,580.20	76,851.56	76,851.56	90,588.50	90,588.50	45,843.26	66.40	0.00
2008	62,583.23	52,815.95	52,815.95	82,903.27	82,903.27	32,495.91	71.84	0.00
2007	21,705.37	3,623.22	3,623.22	17,681.29	17,681.29	7,647.30	69.81	0.00
2006	2,763.88	.00	.00	140.56	140.56	2,623.32	5.09	0.00
2005	2,102.19	.00	.00	449.45	449.45	1,652.94	21.38	0.00
2004	2,231.45	.00	.00	1,893.78	1,893.78	337.67	84.87	0.00
2003	1,680.78	.00	.00	1,431.91	1,431.91	248.87	85.19	0.00
2002	1,609.62	.00	.00	1,509.06	1,509.06	100.56	93.75	0.00
2001	396.99	.00	.00	0.00	0.00	396.99	0.00	0.00
2000	0.00	.00	.00	0.00	0.00	0.00	0.00	0.00
1999	0.00	.00	.00	0.00	0.00	0.00	0.00	0.00
1997	9.91	9.91	9.91	0.00	0.00	0.00	0.00	9.91
1994	850.56	.00	.00	0.00	0.00	850.56	0.00	0.00
****	292,684.53	383,847.88	383,847.88	431,769.00	431,769.00	244,763.41		9.91

FISCAL START: 07/01/2013 END: 06/30/2014 JURISDICTION: 0001 HIDALGO COUNTY FROM 07/01/2013 TO 06/30/2014

CERT TAXABLE VALUE	ADJUSTMENTS	ADJ TAX VALUE	TAX RATE	TAX LEVY	PAID ACCTS
27,911,368,187	28,034,112	27,939,402,299	0.590000	163,231,091.12	290,943

YEAR	TAXES DUE	MONTH ADJ	ADJUSTMENT YTD	LEVY PAID	PAID YTD	BALANCE	COLL %	YTD UNCOLL
2013	163,168,241.08	62,850.04	62,850.04	152,713,430.11	152,713,430.11	10,517,661.01	93.56	2,798.44-
2012	10,876,735.06	131,176.17-	131,176.17-	5,725,038.08	5,725,038.08	5,020,520.81	53.28	16,426.03-
2011	5,010,359.95	7,738.53	7,738.53	1,705,444.43	1,706,444.43	3,311,654.05	34.01	23,261.58-
2010	3,791,344.27	9,023.01	9,023.01	1,010,352.96	1,010,352.96	2,790,014.32	26.59	34,855.22-
2009	3,071,442.38	10,645.06	10,645.06	722,656.77	722,656.77	2,359,430.67	23.45	37,674.47-
2008	2,405,013.80	121,389.29	121,389.29	502,842.25	502,842.25	1,780,782.26	22.02	35,747.22-
2007	1,774,076.04	44,684.16-	44,684.16-	295,199.40	295,199.40	1,434,192.48	17.07	34,801.38-
2006	1,309,068.90	51,049.07-	51,049.07-	181,277.64	181,277.64	1,076,742.19	14.41	32,442.30-
2005	1,092,915.09	78,868.88-	78,868.88-	123,511.20	123,511.20	890,535.01	12.18	33,007.30-
2004	934,300.82	36,371.99-	36,371.99-	106,790.03	106,790.03	791,138.80	11.89	27,966.60-
2003	718,342.14	27,621.19-	27,621.19-	78,571.15	78,571.15	612,149.80	11.38	21,308.34-
2002	631,997.83	22,256.85-	22,256.85-	58,356.94	58,356.94	551,384.04	9.57	19,360.23-
2001	517,616.29	18,294.92-	18,294.92-	40,762.58	40,762.58	458,558.79	8.16	16,409.68-
2000	434,816.58	16,616.45-	16,616.45-	37,008.49	37,008.49	381,191.64	8.85	15,585.37-
1999	307,428.37	12,292.74-	12,292.74-	23,388.66	23,388.66	271,746.97	7.92	11,663.91-
1998	273,025.65	10,712.15-	10,712.15-	20,559.78	20,559.78	241,753.72	7.84	10,455.94-
1997	246,668.51	11,100.89-	11,100.89-	17,601.41	17,601.41	217,966.21	7.47	9,927.17-
1996	203,251.57	8,600.00-	8,600.00-	15,066.61	15,066.61	179,584.96	7.74	8,271.61-
1995	177,170.74	6,220.66-	6,220.66-	12,379.52	12,379.52	158,570.56	7.24	6,220.66-
1994	147,092.25	5,127.19-	5,127.19-	11,724.69	11,724.69	130,240.37	8.26	5,127.19-
1993	115,569.99	4,302.55-	4,302.55-	9,391.24	9,391.24	101,876.20	8.44	3,959.10-
1992	297,383.24	37,061.33-	37,061.33-	27,691.96	27,691.96	232,629.95	10.64	10,444.82-
****	197,503,860.55	553,489.84-	553,489.84-	163,440,045.90	163,440,045.90	33,510,324.81		417,714.56-

JURISDICTION: 0011 ROAD DISTRICT #02

CERT TAXABLE VALUE	ADJUSTMENTS	ADJ TAX VALUE	TAX RATE	TAX LEVY	PAID ACCTS
0	0	0	0.000000	61.38	0

CURRENT YEAR

YEAR	TAXES DUE	MONTH ADJ	ADJUSTMENT YTD	LEVY PAID	PAID YTD	BALANCE COLL ‡	YTD UNCOLL
1992	61.38	.00	0.00	0.00	0.00	61.38	0.00
****	61.38	.00	0.00	0.00	0.00	61.38	0.00

FISCAL START: 07/01/2013 END: 06/30/2014 JURISDICTION: 0011 ROAD DISTRICT #02

CERT TAXABLE VALUE	ADJUSTMENTS	ADJ TAX VALUE	TAX RATE	TAX LEVY	PAID ACCTS
0	0	0	0.000000	61.38	0

YEAR	TAXES DUE	MONTH ADJ	ADJUSTMENT YTD	LEVY PAID	PAID YTD	BALANCE	COLL %	YTD UNCOLL
1992	61.38	.00	0.00	0.00	0.00	61.38		0.00
****	61.38	.00	0.00	0.00	0.00	61.38		0.00

JURISDICTION: 0011 ROAD DISTRICT #02

CERT TAXABLE VALUE	ADJUSTMENTS	ADJ TAX VALUE	TAX RATE	TAX LEVY	PAID ACCTS
0	0	0	0.000000	61.38	0

CURRENT YEAR

YEAR	TAXES DUE	MONTH ADJ	ADJUSTMENT YTD	LEVY PAID	PAID YTD	BALANCE COLL †	YTD UNCOLL
1992	61.38	.00	0.00	0.00	0.00	61.38	0.00
****	61.38	.00	0.00	0.00	0.00	61.38	0.00

FISCAL START: 07/01/2013 END: 06/30/2014 JURISDICTION: 0011 ROAD DISTRICT #02

CBRT TAXABLE VALUE	ADJUSTMENTS	ADJ TAX VALUE	TAX RATE	TAX LEVY	PAID ACCTS
0	0	0	0.000000	61.38	0

YEAR	TAXES DUE	MONTH ADJ	ADJUSTMENT YTD	LEVY PAID	PAID YTD	BALANCE COLL %	YTD UNCOLL
1992	61.38	.00	0.00	0.00	0.00	61.38	0.00
****	61.38	.00	0.00	0.00	0.00	61.38	0.00

JURISDICTION: 0012 ROAD DIST #05

CURRENT YEAR	CERT TAXABLE VALUE	ADJUSTMENTS	ADJ TAX VALUE	TAX RATE	TAX LEVY	PAID ACCTS
	0	0	0	0.010900	958.28	82

YEAR	TAXES DUE	MONTH ADJ	ADJUSTMENT YTD	LEVY PAID	PAID YTD	BALANCE	COLL †	YTD UNCOLL
1999	999.20	40.92-	40.92-	48.52	48.52	909.76	5.06	40.25-
1998	1,543.22	76.22-	76.22-	85.04	85.04	1,381.96	5.80	74.81-
1997	1,495.31	85.51-	85.51-	62.86	62.86	1,346.94	4.46	82.12-
1996	1,350.66	76.91-	76.91-	90.18	90.18	1,183.57	7.08	70.17-
1995	1,111.88	66.58-	66.58-	51.11	51.11	994.19	4.89	66.58-
1994	759.62	55.00-	55.00-	41.60	41.60	663.02	5.90	55.00-
1993	657.84	36.98-	36.98-	42.63	42.63	578.23	6.87	36.98-
1992	3,173.81	145.30-	145.30-	171.33	171.33	2,857.18	5.66	5.92-
****	11,091.54	583.42-	583.42-	593.27	593.27	9,914.85		431.83-

FISCAL START: 07/01/2013 END: 06/30/2014 JURISDICTION: 0012 ROAD DIST #05

CERT TAXABLE VALUE	ADJUSTMENTS	ADJ TAX VALUE	TAX RATE	TAX LEVY	PAID ACCTS
0	0	0	0.010900	958.28	82

YEAR	TAXES DUE	MONTH ADJ	ADJUSTMENT YTD	LEVY PAID	PAID YTD	BALANCE	COLL †	YTD UNCOLL
1999	999.20	40.92-	40.92-	48.52	48.52	909.76	5.06	40.25-
1998	1,543.22	76.22-	76.22-	85.04	85.04	1,381.96	5.80	74.81-
1997	1,495.31	85.51-	85.51-	62.86	62.86	1,346.94	4.46	82.12-
1996	1,350.66	76.91-	76.91-	90.18	90.18	1,183.57	7.08	70.17-
1995	1,111.88	66.58-	66.58-	51.11	51.11	994.19	4.89	66.58-
1994	759.62	55.00-	55.00-	41.60	41.60	663.02	5.90	55.00-
1993	657.84	36.98-	36.98-	42.63	42.63	578.23	6.87	36.98-
1992	3,173.81	145.30-	145.30-	171.33	171.33	2,857.18	5.66	5.92-
****	11,091.54	583.42-	583.42-	593.27	593.27	9,914.85		431.83-

JURISDICTION: 0012 ROAD DIST #05

CERT TAXABLE VALUE	ADJUSTMENTS	ADJ TAX VALUE	TAX RATE	TAX LEVY	PAID ACCTS
0	0	0	0.010900	958.28	82

YEAR	TAXES DUE	MONTH ADJ	ADJUSTMENT YTD	LEVY PAID	PAID YTD	BALANCE	COLL †	YTD UNCOLL
1999	999.20	40.92-	40.92-	48.52	48.52	909.76	5.06	40.25-
1998	1,543.22	76.22-	76.22-	85.04	85.04	1,381.96	5.80	74.81-
1997	1,495.31	85.51-	85.51-	62.86	62.86	1,346.94	4.46	82.12-
1996	1,350.66	76.91-	76.91-	90.18	90.18	1,183.57	7.08	70.17-
1995	1,111.88	66.58-	66.58-	51.11	51.11	994.19	4.89	66.58-
1994	759.62	55.00-	55.00-	41.60	41.60	663.02	5.90	55.00-
1993	657.84	36.98-	36.98-	42.63	42.63	578.23	6.87	36.98-
1992	3,173.81	145.30-	145.30-	171.33	171.33	2,857.18	5.66	5.92-
****	11,091.54	583.42-	583.42-	593.27	593.27	9,914.85		431.83-

FROM 07/01/2013 TO 06/30/2014

FISCAL START: 07/01/2013 END: 06/30/2014 JURISDICTION: 0012 ROAD DIST #05

CERT TAXABLE VALUE	ADJUSTMENTS	ADJ TAX VALUE	TAX RATE	TAX LEVY	PAID ACCTS
0	0	0	0.010900	958.28	82

YEAR	TAXES DUE	MONTH ADJ	ADJUSTMENT YTD	LEVY PAID	PAID YTD	BALANCE	COLL %	YTD UNCOLL
1999	999.20	40.92-	40.92-	48.52	48.52	909.76	5.06	40.25-
1998	1,543.22	76.22-	76.22-	85.04	85.04	1,381.96	5.80	74.81-
1997	1,495.31	85.51-	85.51-	62.86	62.86	1,346.94	4.46	82.12-
1996	1,350.66	76.91-	76.91-	90.18	90.18	1,183.57	7.08	70.17-
1995	1,111.88	66.58-	66.58-	51.11	51.11	994.19	4.89	66.58-
1994	759.62	55.00-	55.00-	41.60	41.60	663.02	5.90	55.00-
1993	657.84	36.98-	36.98-	42.63	42.63	578.23	6.87	36.98-
1992	3,173.81	145.30-	145.30-	171.33	171.33	2,857.18	5.66	5.92-
****	11,091.54	583.42-	583.42-	593.27	593.27	9,914.85		431.83-

JURISDICTION: 0014 ROAD DISTRICT #11

CERT TAXABLE VALUE	ADJUSTMENTS	ADJ TAX VALUE	TAX RATE	TAX LEVY	PAID ACCTS
0	0	0	0.000000	3.33	22

YEAR	TAXES DUE	MONTH ADJ	ADJUSTMENT YTD	LEVY PAID	PAID YTD	BALANCE COLL \$	YTD UNCOLL
1992	3.33	.00	0.00	0.00	0.00	3.33	0.00
****	3.33	.00	0.00	0.00	0.00	3.33	0.00

FISCAL START: 07/01/2013 END: 06/30/2014 JURISDICTION: 0014 ROAD DISTRICT #11

CERT TAXABLE VALUE	ADJUSTMENTS	ADJ TAX VALUE	TAX RATE	TAX LEVY	PAID ACCTS
0	0	0	0.000000	3.33	22
CURRENT YEAR					

YEAR	TAXES DUE	MONTH ADJ	ADJUSTMENT YTD	LEVY PAID	PAID YTD	BALANCE COLL %	YTD UNCOLL
1992	3.33	.00	0.00	0.00	0.00	3.33	0.00
****	3.33	.00	0.00	0.00	0.00	3.33	0.00

JURISDICTION: 0014 ROAD DISTRICT #11

CERT TAXABLE VALUE	ADJUSTMENTS	ADJ TAX VALUE	TAX RATE	TAX LEVY	PAID ACCTS
0	0	0	0.000000	3.33	22

CURRENT YEAR

YEAR	TAXES DUE	MONTH ADJ	ADJUSTMENT YTD	LEVY PAID	PAID YTD	BALANCE COLL ‡	YTD UNCOLL
1992	3.33	.00	0.00	0.00	0.00	3.33	0.00
****	3.33	.00	0.00	0.00	0.00	3.33	0.00

FISCAL START: 07/01/2013 END: 06/30/2014 JURISDICTION: 0014 ROAD DISTRICT #11

CERT TAXABLE VALUE	ADJUSTMENTS	ADJ TAX VALUE	TAX RATE	TAX LEVY	PAID ACCTS
0	0	0	0.000000	3.33	22

YEAR	TAXES DUE	MONTH ADJ	ADJUSTMENT YTD	LEVY PAID	PAID YTD	BALANCE COLL ‡	YTD UNCOLL
1992	3.33	.00	0.00	0.00	0.00	3.33	0.00
****	3.33	.00	0.00	0.00	0.00	3.33	0.00

TAX COLLECTION SYSTEM
 TAX COLLECTOR MONTHLY REPORT
 FROM 07/01/2013 TO 06/30/2014

JURISDICTION: 0017 ROAD DISTRICT #15

CERT TAXABLE VALUE	ADJUSTMENTS	ADJ TAX VALUE	TAX RATE	TAX LEVY	PAID ACCTS
0	0	0	0.005000	259.26	83

YEAR	TAXES DUE	MONTH ADJ	ADJUSTMENT YTD	LEVY PAID	PAID YTD	BALANCE COLL †	YTD UNCOLL
1993	277.70	18.44-	18.44-	18.90	18.90	240.36	18.44-
1992	1,080.47	83.20-	83.20-	44.91	44.91	952.36	82.75-
****	1,358.17	101.64-	101.64-	63.81	63.81	1,192.72	101.19-

FISCAL START: 07/01/2013 END: 06/30/2014 JURISDICTION: 0017 ROAD DISTRICT #15
 FROM 07/01/2013 TO 06/30/2014

CERT TAXABLE VALUE	ADJUSTMENTS	ADJ TAX VALUE	TAX RATE	TAX LEVY	PAID ACCTS
0	0	0	0.005000	259.26	83

YEAR	TAXES DUE	MONTH ADJ	ADJUSTMENT YTD	LEVY PAID	PAID YTD	BALANCE	COLL \$	YTD UNCOLL
1993	277.70	18.44-	18.44-	18.90	18.90	240.36	7.29	18.44-
1992	1,080.47	83.20-	83.20-	44.91	44.91	952.36	4.50	82.75-
****	1,358.17	101.64-	101.64-	63.81	63.81	1,192.72		101.19-

JURISDICTION: 0017 ROAD DISTRICT #15

CERT TAXABLE VALUE	ADJUSTMENTS	ADJ TAX VALUE	TAX RATE	TAX LEVY	PAID ACCTS
0	0	0	0.005000	259.26	83

CURRENT YEAR

YEAR	TAXES DUE	MONTH ADJ	ADJUSTMENT YTD	LEVY PAID	PAID YTD	BALANCE COLL %	YTD UNCOLL
1993	277.70	18.44-	18.44-	18.90	18.90	240.36	18.44-
1992	1,080.47	83.20-	83.20-	44.91	44.91	952.36	82.75-
****	1,358.17	101.64-	101.64-	63.81	63.81	1,192.72	101.19-

FISCAL START: 07/01/2013 END: 06/30/2014 JURISDICTION: 0017 ROAD DISTRICT #15

CERT TAXABLE VALUE	ADJUSTMENTS	ADJ TAX VALUE	TAX RATE	TAX LEVY	PAID ACCTS
0	0	0	0.005000	259.26	83

YEAR	TAXES DUE	MONTH ADJ	ADJUSTMENT YTD	LEVY PAID	PAID YTD	BALANCE	COLL \$	YTD UNCOLL
1993	277.70	18.44-	18.44-	18.90	18.90	240.36	7.29	18.44-
1992	1,080.47	83.20-	83.20-	44.91	44.91	952.36	4.50	82.75-
****	1,358.17	101.64-	101.64-	63.81	63.81	1,192.72		101.19-

JURISDICTION: 0095 STATE OF TEXAS

CERT TAXABLE VALUE	ADJUSTMENTS	ADJ TAX VALUE	TAX RATE	TAX LEVY	PAID ACCTS
0	0	0	0.000000	24.77	37

CURRENT YEAR

YEAR	TAXES DUE	MONTH ADJ	ADJUSTMENT YTD	LEVY PAID	PAID YTD	BALANCE COLL	YTD UNCOLL
1992	24.77	.00	0.00	0.00	0.00	24.77	0.00
****	24.77	.00	0.00	0.00	0.00	24.77	0.00

FISCAL START: 07/01/2013 END: 06/30/2014 JURISDICTION: 0095 STATE OF TEXAS

CERT TAXABLE VALUE	ADJUSTMENTS	ADJ TAX VALUE	TAX RATE	TAX LEVY	PAID ACCTS
0	0	0	0.000000	24.77	37

YEAR	TAXES DUE	MONTH ADJ	ADJUSTMENT YTD	LEVY PAID	PAID YTD	BALANCE COLL	YTD UNCOLL
1992	24.77	.00	0.00	0.00	0.00	24.77	0.00
****	24.77	.00	0.00	0.00	0.00	24.77	0.00

JURISDICTION: 0095 STATE OF TEXAS

CERT TAXABLE VALUE	ADJUSTMENTS	ADJ TAX VALUE	TAX RATE	TAX LEVY	PAID ACCTS
0	0	0	0.000000	24.77	37

CURRENT YEAR

YEAR	TAXES DUE	MONTH ADJ	ADJUSTMENT YTD	LEVY PAID	PAID YTD	BALANCE COLL	YTD UNCOLL
1992	24.77	.00	0.00	0.00	0.00	24.77	0.00
****	24.77	.00	0.00	0.00	0.00	24.77	0.00

FISCAL START: 07/01/2013 END: 06/30/2014 JURISDICTION: 0095 STATE OF TEXAS

CERT TAXABLE VALUE	ADJUSTMENTS	ADJ TAX VALUE	TAX RATE	TAX LEVY	PAID ACCTS
0	0	0	0.000000	24.77	37

YEAR	TAXES DUE	MONTH ADJ	ADJUSTMENT YTD	LEVY PAID	PAID YTD	BALANCE COLL ‡	YTD UNCOLL
1992	24.77	.00	0.00	0.00	0.00	24.77	0.00
****	24.77	.00	0.00	0.00	0.00	24.77	0.00

PART 5
REMITTANCES

**PABLO "PAUL" VILLARREAL JR., TAX ASSESSOR/COLLECTOR
HIDALGO COUNTY TAX OFFICE
YEAR TO DATE - OTHER REVENUE MISCELLANEOUS REPORTS
FOR JULY 01, 2013 THRU JUNE 30, 2014**

MONTH	TAX CERT	NSF FEES	MISC. FEES	HCAD FEES	DISB. TO CO. TREASURER
JUL	670.00	1,486.07	2,012.40	150.80	4,319.27
AUG	450.00	1,879.99	2,618.95	216.25	5,165.19
SEP	880.00	759.99	1,164.00	81.96	2,885.95
OCT	510.00	725.03	1,874.00	129.37	3,238.40
NOV	830.00	630.00	1,691.00	437.20	3,588.20
DEC	470.00	736.78	1,773.00	928.39	3,908.17
JAN	960.00	1,210.19	1,698.60	2,867.45	6,736.24
FEB	500.00	2,139.09	2,828.00	655.81	6,122.90
MAR	790.00	2,720.86	3,041.00	423.15	6,975.01
APR	670.00	1,399.98	2,253.00	224.26	4,547.24
MAY	550.00	1,461.38	2,454.00	198.91	4,664.29
JUN	540.00	1,495.01	1,641.00	191.95	3,867.96
YEAR TO DATE:	7,820.00	16,644.37	25,048.95	6,505.50	56,018.82

YEAR	FUND	TAX RATE	LEVY PAID	DISCOUNT GIVEN	PENALTY INTEREST	TIF AMOUNT	DISBURSE TOTAL	ATTORNEY	OTHER FEES	REFUND AMOUNT	PAYMENT AMOUNT
2013	M & O	.520800	756,398.03	.00	102,036.14	.00	858,434.17	.00	.00	.00	858,434.17
	I & S	.069200	100,504.58	.00	13,557.73	.00	114,062.31	.00	.00	.00	114,062.31
	TOTAL	.590000	856,902.61	.00	115,593.87	.00	972,496.48	.00	.00	.00	972,496.48
ALL	M & O		756,398.03	.00	102,036.14	.00	858,434.17	.00	.00	.00	858,434.17
ALL	I & S		100,504.58	.00	13,557.73	.00	114,062.31	.00	.00	.00	114,062.31
ALL	TOTAL		856,902.61	.00	115,593.87	.00	972,496.48	.00	.00	.00	972,496.48
DLQ	M & O		.00	.00	.00	.00	.00	.00	.00	.00	.00
DLQ	I & S		.00	.00	.00	.00	.00	.00	.00	.00	.00
DLQ	TOTAL		.00	.00	.00	.00	.00	.00	.00	.00	.00
CURR	M & O		756,398.03	.00	102,036.14	.00	858,434.17	.00	.00	.00	858,434.17
CURR	I & S		100,504.58	.00	13,557.73	.00	114,062.31	.00	.00	.00	114,062.31
CURR	TOTAL		856,902.61	.00	115,593.87	.00	972,496.48	.00	.00	.00	972,496.48