




**HIDALGO COUNTY
TAX ASSESSOR-COLLECTOR**

STATEMENT OF
REVENUE COLLECTIONS



13A

REPUBLIC OF COLOMBIA

MINISTERIO DE AGRICULTURA



DECLARACION DE INTERES PUBLICO

El presente Decreto tiene por objeto declarar de interes publico...

**REGISTRATION AND TITLE SUMMARY REPORT
MOTOR VEHICLE TRANSACTION SERVICES
2013**

1 ANTIQUE MOTORCYCLE PLT	15	22 PASSENGER AND TRUCK PLT	144,008
2 ANTIQUE PLT	463	23 PERMIT PLATE	3
3 BLUE DISABLED PLACARD	15,787	2 PLATE STICKER	38,651
4 COMBINATION PLT	3,776	25 PRIVATE BUS PLATE	34
5 COTTON PLT	1	26 RED DISABLED PLACARD	1,725
6 DISABLED MOTORCYCLE PLT	7	27 SEASONAL AG PERMIT	105
7 DISABLED PERSON PLT	1,832	28 SOIL CONSERVATION PLT	3
8 EXEMPT DOUBLE PLT	590	29 TEMP NON-RES PERMIT(DN)	3
9 EXEMPT MOTORCYCLE PLT	1	30 TOKEN TRAILER PLT	1,951
10 EXEMPT SINGLE PLT	97	31 TOW TRUCK PLT(LARGE)	54
11 FARM/TRK TRACTOR PLT	11	32 TRAVEL TRAILER PLT	1,013
12 FARM/ TRAILER PLT	989	33 TRAILER PLT	5,430
13 FARM TRUCK PLT	279	34 TRUCK PLATE	13
14 FORM 31-RTS	4,145	35 WINSHIELD STICKER	492,741
15 MACHINERY PLT	504	36 144-HR PERMIT	963
16 MILITARY VEHICLE PLT	4	37 30 DAY MOTORCYCLE PERMIT	19
17 MOPED PLT	11	38 30 DAY PERMIT	4,217
18 MOTOR BUS PLT	4	39 72-HOUR PERMIT	822
19 MOTORCYCLE PLT	1,970	TOTAL TRANSACTIONS:	722,893
20 ONE TRIP MC PERMIT	57		
21 ONE -TRIP PERMIT	692	TOTAL COLLECTIONS:	\$ 142,566,654.49

1. [Illegible text]

2. [Illegible text]

3. [Illegible text]

4. [Illegible text]

5. [Illegible text]

6. [Illegible text]

7. [Illegible text]

8. [Illegible text]

9. [Illegible text]

10. [Illegible text]



**REGISTRATION AND TITLE SUMMARY REPORT
JANUARY THROUGH JUNE
2014**

1 ANTIQUE MOTORCYCLE PLT	3	22 PASSENGER AND TRUCK PLT	77,818
2 ANTIQUE PLT	90	23 PERMIT PLATE	3
3 BLUE DISABLED PLACARD	8,251	2 PLATE STICKER	22,435
4 COMBINATION PLT	3,471	25 PRIVATE BUS PLATE	28
5 COTTON PLT	-	26 RED DISABLED PLACARD	914
6 DISABLED MOTORCYCLE PLT	5	27 SEASONAL AG PERMIT	116
7 DISABLED PERSON PLT	926	28 SOIL CONSERVATION PLT	3
8 EXEMPT DOUBLE PLT	311	29 TEMP NON-RES PERMIT(N)	-
9 EXEMPT MOTORCYCLE PLT	3	30 TOKEN TRAILER PLT	1,028
10 EXEMPT SINGLE PLT	52	31 TOW TRUCK PLT(LARGE)	33
11 FARM TRK TRACTOR PLT	1	32 TRAVEL TRAILER PLT	689
12 FARM TRAILER PLT	583	33 TRAILER PLT	3,079
13 FARM TRUCK PLT	138	34 TRUCK PLATE	-
14 FORM 31-RTS	1,389	35 WINSHIELD STICKER	288,023
15 MACHINERY PLT	193	36 144-HR PERMIT	444
16 MILITARY VEHICLE PLT	-	37 30 DAY MOTORCYCLE PERMIT	21
17 MOPED PLT	6	38 30 DAY PERMIT	2,431
18 MOTOR BUS PLT	2	39 72-HOUR PERMIT	506
19 MOTORCYCLE PLT	1,007	TOTAL TRANSACTIONS:	414,386
20 ONE TRIP MC PERMIT	4		
21 ONE -TRIP PERMIT	380	TOTAL COLLECTIONS:	\$ 81,695,070.09



THE STATE OF TEXAS

COUNTY OF DALLAS

BEFORE ME, the undersigned authority, on this day personally appeared _____

known to me to be the person whose name is subscribed to the foregoing instrument, and acknowledged to me that he executed the same for the purposes and consideration therein expressed.

Given under my hand and seal of office this _____ day of _____, 19____.

Notary Public in and for the State of Texas

My commission expires this _____ day of _____, 19____.

WITNESSES my hand and seal this _____ day of _____, 19____.

Notary Public in and for the State of Texas

My commission expires this _____ day of _____, 19____.

WITNESSES my hand and seal this _____ day of _____, 19____.

Notary Public in and for the State of Texas

My commission expires this _____ day of _____, 19____.

WITNESSES my hand and seal this _____ day of _____, 19____.

Notary Public in and for the State of Texas

My commission expires this _____ day of _____, 19____.

WITNESSES my hand and seal this _____ day of _____, 19____.

Notary Public in and for the State of Texas

My commission expires this _____ day of _____, 19____.

COUNTY SERVICES

Most vehicle title and registration services:

- Initial registration (license plates and registration stickers)
- Registration renewals
- Vehicle title transfers
- Change of address on motor vehicle records
- Disabled person license plates and parking placards
- Duplicate registration receipt
- Temporary permits, such as 30-Day Permits and One-Trip Permits
- Exempt registration
- Specialty license plates



FEE CHART BREAKDOWN

Renewal Fee		<u>RMA</u>	<u>County</u>	<u>State</u>
\$ 72.75				
License Fee Commission	\$ 50.75		\$ 1.90	\$ 48.85
Reg Fee - DPS	\$ 1.00			\$ 1.00
County Road & Bridge	\$ 10.00		\$ 9.70	\$ 0.30
County Mobility Fee	\$ 10.00	\$ 10.00		
Automation Fee	\$ 1.00			\$ 1.00
	\$72.75	\$10.00	\$11.60	\$51.15
	Percentage Due to Entity	14%	16%	70%

Title Fee		<u>RMA</u>	<u>County</u>	<u>State</u>
\$ 28.00				
Title App Fee	\$ 13.00		\$ 5.00	\$ 8.00
Texas Mobility Fund	\$ 15.00		\$ 0.75	\$ 14.25
	\$28.00	\$ -	\$ 5.75	\$22.25
	Percentage Due To Entity		21%	79%

Personnel of the ...

...
...
...

8 28 00

...

...

...
...
...
...

...

...

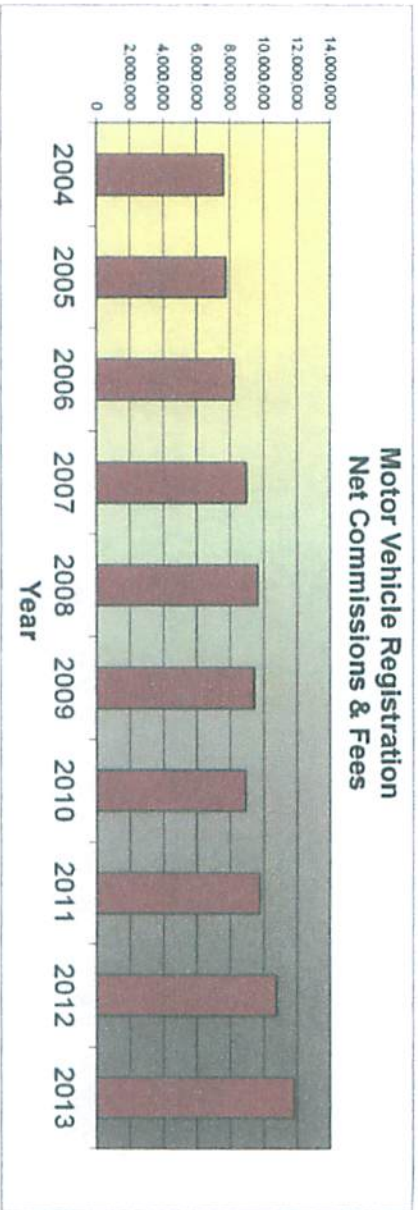


**PABLO (PAUL) VILLARREAL, JR TAX ASSESSOR & COLLECTOR
STATEMENT OF REVENUE COLLECTED
FOR FISCAL YEAR 2013**

<u>MOTOR VEHICLE DEPARTMENT:</u>	<u>2013</u>	<u>2012</u>	<u>Difference</u>	<u>% Increase -% Decrease</u>
<u>AUTO FEES COLLECTED:</u>				
REGISTRATION G F - COMMISSIONS	1,675,398.96	1,601,048.76	74,350.20	4.64%
REGISTRATION ROAD & BRIDGE FUND	360,000.00	360,000.00	0.00	0.00%
REGISTRATION 5% CREDIT OF SALES TAX	895,845.73	1,111,447.25	-215,601.52	-19.40%
80% PYMT of 5% CREDIT OF SALES TAX TO GF	3,583,382.91	2,593,376.92	990,005.99	38.17%
ROAD & BRIDGE - ADDITIONAL \$10.00	5,318,858.90	5,085,992.40	232,866.50	4.58%
<u>TOTAL AUTO FEES COLLECTED</u>	<u>11,833,486.50</u>	<u>10,751,865.33</u>	<u>1,081,621.17</u>	<u>10.06%</u>
CERTIFICATE OF TITLE	810,790.00	795,645.00	15,145.00	1.90%
BEER - WINE	120,821.00	170,072.15	-49,251.15	-28.96%
COUNTY BEER - WINE COMMISSIONS	12,823.00	19,817.67	-6,994.67	-35.30%
FRAUD INSPECTION FEE	76,200.00	83,800.00	-7,600.00	-9.07%
MISC-COPY FEES	1,359.51	1,250.50	109.01	8.72%
MISC-NSF CHARGE FEES	7,990.22	9,307.39	-1,317.17	-14.15%
INTERST EARNED - INVESTMENTS				
<u>TOTAL COUNTY COLLECTIONS</u>	<u>12,863,470.23</u>	<u>11,831,758.04</u>	<u>1,031,712.19</u>	<u>8.72%</u>
RMA COLLECTIONS	5,437,240.00	5,243,190.00	194,050.00	3.70%

FEES COLLECTED FOR STATE:

REGISTRATION	32,476,987.48	31,106,607.87	1,370,379.59	4.41%
CERTIFICATE OF TITLE	1,297,264.00	1,273,032.00	24,232.00	1.90%
REBUILT FEE	588,750.00	578,815.00	-7,885.00	-1.38%
SALES TAX	91,425,421.08	88,284,445.28	5,140,975.82	5.98%
BEER - WINE	110,088.00	182,447.50	-72,361.50	-39.68%
BEER - WINE SURCHARGES	288,789.00	472,826.00	-188,037.00	-39.35%
BEER - WINE LATE CHARGES	1,300.00	1,000.00	300.00	30.00%
ROAD & BRIDGE ADD'L \$10.00	118,391.10	157,387.80	-38,976.70	-24.77%
SPECIAL PLATES	142,853.31	132,077.34	10,575.97	8.01%
FARMER'S FUND	6,780.00	7,075.00	-295.00	-4.17%
<u>TOTAL STATE COLLECTIONS</u>	<u>128,434,421.95</u>	<u>120,183,493.77</u>	<u>6,240,928.18</u>	<u>5.19%</u>
<u>TOTAL MOTOR VEHICLE DEPT. REVENUE</u>	<u>144,735,132.18</u>	<u>137,268,441.81</u>	<u>7,466,690.37</u>	<u>5.44%</u>



	2004	2005	2006	2007	2008	2009	2010	2011	2012	2013
Net Comm & Fees	7,648,444	7,760,199	8,232,566	8,987,648	9,642,278	9,439,309	8,925,194	9,787,927	10,751,802	11,833,487
Annual Increase	293,674	113,755	472,367	755,082	654,630	-202,989	-514,115	842,733	893,935	1,081,625
Percent Increase	3.99%	1.49%	6.00%	9.17%	7.28%	-2.10%	-5.45%	9.44%	10.07%	10.05%
Total Increase to 2000	1,453,923	1,597,678	2,070,049	2,828,127	3,479,757	3,276,789	2,762,673	3,605,406	4,599,341	5,670,966
Total % Increase to 2000	24.08%	25.93%	33.59%	46.84%	56.47%	53.17%	44.83%	59.51%	74.47%	92.02%

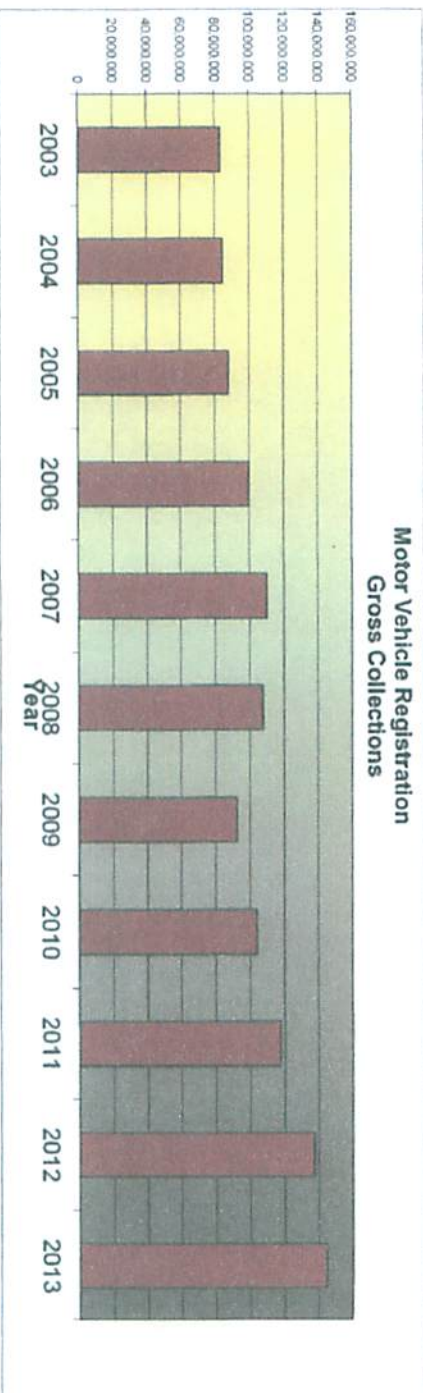
Water Vehicle Registrations & Fees

Year	2006	2007	2008	2009	2010	2011	2012	2013
Registrations	1,200	1,150	1,100	1,050	1,000	950	900	850
Fees	\$120,000	\$115,000	\$110,000	\$105,000	\$100,000	\$95,000	\$90,000	\$85,000

2006 2007 2008 2009 2010 2011 2012 2013

Year


Year	2006	2007	2008	2009	2010	2011	2012	2013
Registrations	1,200	1,150	1,100	1,050	1,000	950	900	850
Fees	\$120,000	\$115,000	\$110,000	\$105,000	\$100,000	\$95,000	\$90,000	\$85,000





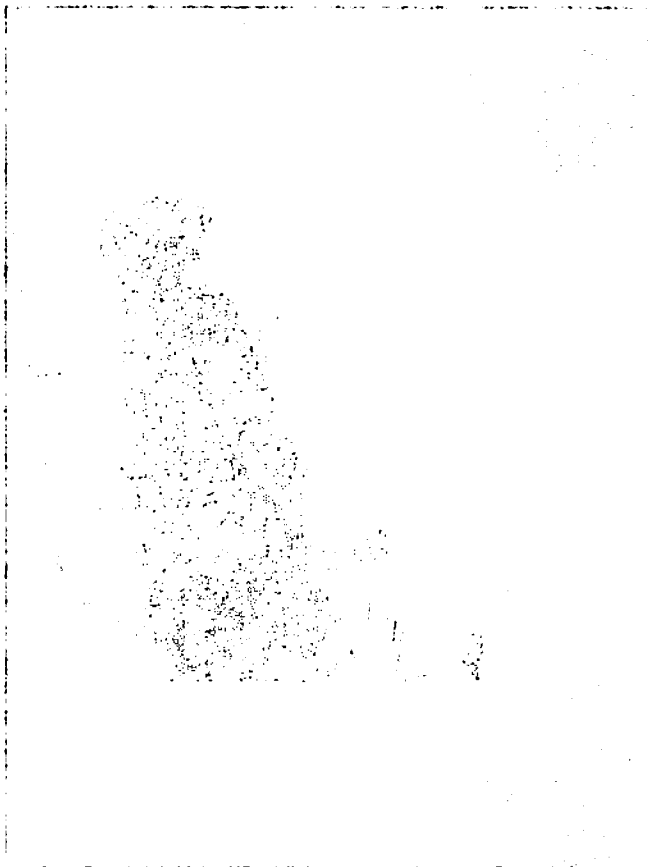
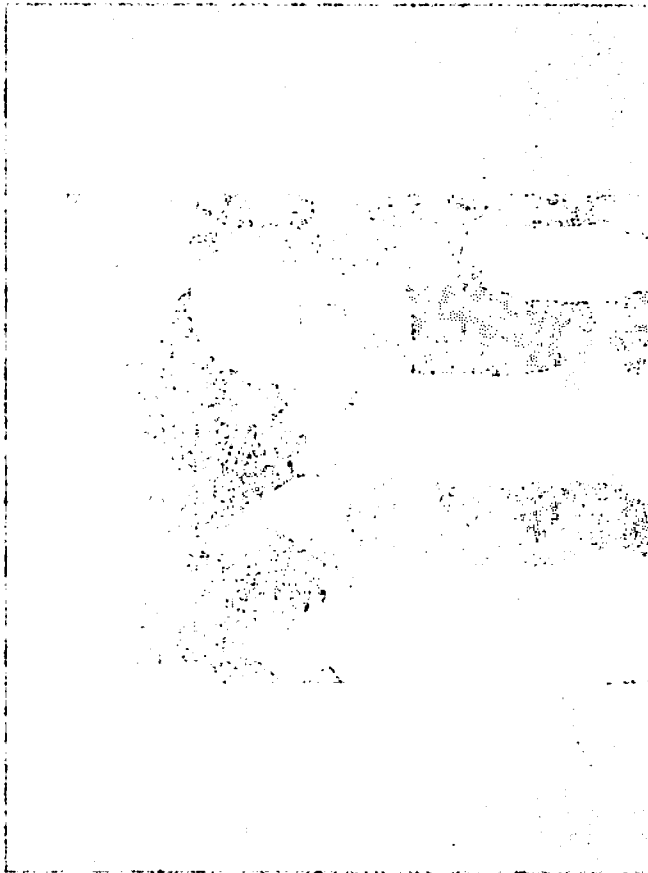
	2003	2004	2005	2006	2007	2008	2009	2010	2011	2012	2013
Gross Collections	83,217,812	84,842,201	87,932,545	89,682,140	110,194,009	107,687,136	92,513,416	103,922,453	117,389,085	137,288,438	144,735,132
Annual Increase	4,015,504	1,624,589	3,090,344	11,759,595	10,501,689	-2,528,673	-15,153,720	11,409,037	13,466,612	19,879,373	7,466,694
Annual % Increase	5.07%	1.95%	3.64%	13.37%	10.53%	-2.29%	-14.07%	12.33%	12.80%	16.93%	5.44%
Total Increase to 2003	13,968,870	15,503,589	18,653,803	30,443,488	40,945,367	38,418,484	23,264,774	34,673,811	48,140,423	68,019,795	75,486,480
Total % Increase 2003	20.17%	22.52%	26.98%	43.98%	59.13%	55.49%	33.60%	50.07%	69.52%	96.23%	109.01%


Subcontractor and Web Agent Renewals


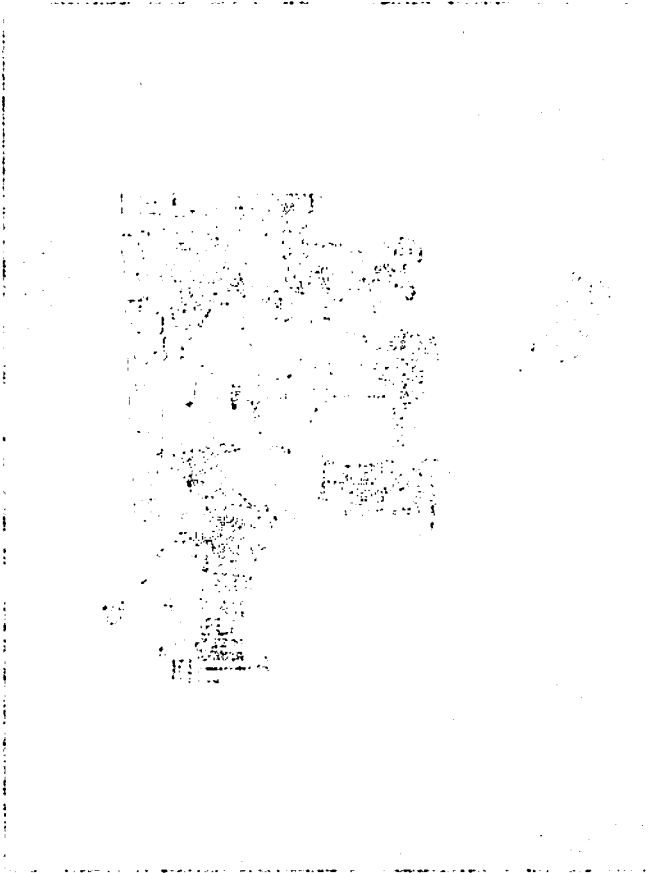
	2004	2005	2006	2007	2008	2009	2010	2011	2012	2013
Web Agent Renewals	43,844	43,072	44,571	44,127	45,978	49,646	52,029	58,907	58,871	40,293
Subcontractor Renewals	43,844	43,072	44,571	44,127	45,978	49,646	52,029	58,907	58,871	103,312











THANK YOU



