

**URBAN COUNTY PROGRAM  
COUNTY OF HIDALGO**

**Price Quotations**

**MAR 11 2015**

*OK*

**VENDOR #1**

Name: Uresti Custom Wood Works Person Contacted: Martin Uresti Phone: 956.472.5220

Item#	Quantity	Description	Amount
	1	Circulation Desk	\$12,400

**VENDOR #2**

Name: Gonzalez Custom Cabinets Person Contacted: Jaime Gonzalez Phone: 956.787.0734

Item#	Quantity	Description	Amount
	1	Circulation Desk	\$14,115

**VENDOR #3**

Name: Adept Facilites Design Person Contacted: David San Miguel Phone: 972.330.7643

Item#	Quantity	Description	Amount
	1	Circulation Desk	\$11,048

**Recommendation:** The proposal from Adept Facilites Design (AFD) - Vendor #3 was the best and lowest priced. We have had very positive previous experiences with AFD. We strongly recommend AFD.

Requested by: *Mike R Perez* 3-10-15  
Interim City Manager, Mike R Perez Date

Approved by: *[Signature]*  
Date

3/25/15



Job Order Contracting  
 Design Build  
 Program Management



**Proposal  
 City of Weslaco  
 Library Front Desk, Revised 15'  
 AFD Job # CoW-0089**

AFD Representative: David San Miguel

Project Location: Mayor Joe V. Sanchez  
 Library

David San Miguel  
 V.P. of Operations  
 Adept Facilities & Design, Inc.  
[dsm.afd@gmail.com](mailto:dsm.afd@gmail.com) or [dsm@adeptfd.com](mailto:dsm@adeptfd.com)  
 Direct: 972.330.7643

City of Weslaco  
 525 S. Kansas Ave.  
 Weslaco, TX. 78596

Texas Multiple Award Schedule (TXMAS)  
 Job Order Contractor # 13-56050

February 19, 2015

Mr. Arnold Becho Jr.  
 Library Director  
 Weslaco, TX.

Subject: Mayor Joe V. Sanchez Public Library

Dear Mr. Becho,

Adept Facilities & Design, Inc. (AFD) respectfully submits our proposal to accomplish the subject work as specified in the scope of work. Specifically the proposal includes all labor, material and equipment to perform the work described in this proposal and in the attached scope of work. All work shall be performed in accordance with regulations as directed by OSHA. Work shall be performed in a manner that is acceptable by industry standards and as mandated by the agreements of Adept Facilities & Design, Inc.

- 1.0 **START DATE:** after NTP is given.
- 2.0 **END DATE:** 14 working days for demo, desk fabrication & installation.
- 3.0 **SCHEDULE:** Procurement and construction to begin upon a Notice to Proceed is issued.

4.0 **PROPOSAL SUMMARY:**

AFD gave a \$759.87 discount off of the RS Means Estimated price.

Initial proposal amount:	\$11,807.87
Discount	- 759.87
Total Proposal amount:	\$11,048.00



**Job Order Contracting  
Design Build  
Program Management**



**5.0 SCOPE OF WORK:**

**Front Desk**

**Interior:**

- 5.1 Project Management, Project submittals, & Project coordination of trades with city.
- 5.2 Hold Preconstruction - Subcontractor Safety meetings before & during construction.
- 5.3 Provide materials, labor, & equipment needed.
- 5.4 Remove/Demo and haul off the existing front desk.
- 5.5 Rebuild front desk utilizing oak facing and P-Lam for the tops.
- 5.6 New custom built desk will be sized from column to column to column. Will make reasonable changes to size and style of new desk, to include new cubby boxes right side of front desk & meet ADA requirements.
- 5.7 Will submit color of stain & P-Lam sample for approval before installing finishes.

**6.0 CLARIFICATION:**

- 6.1 **Electrical work has been coordinated to be done by city electricians. If city desires for AFD to complete electrical work as part of project a Change Directive will be required.**
- 6.2 The scope of work for this project is to be accomplished during normal & non-normal working hours.
- 6.3 **The work shall start immediately after written NTP from City of Weslaco & agreed upon schedule. 14 working days for demo, fabrication & Install of new desk.**
- 6.4 Contractor shall have full access to work areas to complete this project.
- 6.5 Term of payment based on percent complete. AIA invoice documents will be submitted.

**7.0 EXCLUSIONS:**

- 7.1 Removing, disconnecting or Rerouting of electrical/Data cables.
- 7.2 Any unforeseen conditions under contract perimeters
- 7.3 Any quantities not specifically identified in the above scope of work.
- 7.4 We exclude any State of Texas fees and/or taxes.
- 7.5 Abatement of any kind.
- 7.6 Upgrade of existing equipment, HVAC, electrical, plumbing and/or systems to meet code.

If you have any questions, please do not hesitate to call me at (972) 330-7643.

Sincerely,

*David San Miguel*

David San Miguel  
V.P. of Operations  
Adept Facilities & Design

Attachments: **RS Means Estimate**



**MAKE CHECKS PAYABLE TO JAIME GONZALEZ**

**Estimate**

GonzalezCustomCabinets@gmail.com

www.GonzalezCustomCabinets.com

MAILING ADDRESS: 607 NORTH LINDEN ST PHARR, TEXAS 78577

Phone (956) 787-0734 Fax (956) 787-2060

Date	Estimate #
3/3/2015	021752

Name / Address
CITY OF WESLACO

Job Site
525 S KANSAS AVE WESLACO TX 78596

Qty	Description
39.21	DESK  CIRCULATION DESK BASE CABINETS 3/4" PLYWOOD RED OAK STAIN GRADE FULL EXTENSION SLIDE FRO DRAWERS COUNTER TOP WITH FORMICA FINISH
1	LABOR, MATERIAL AND INSTALLATION (( \$14,115.00 )) FOURTEEN THOUSAND ONE HUNDRED AND FIFTEEN DOLLARS
<b>Total</b>	
\$14,115.00	

**Thank you for giving us the opportunity to work with you with all your cabinet needs.**

A 50% FEE IS REQUIRED IN ORDER TO BEGIN THE JOB, PAYMENT IN FULL IS DUE UPON COMPLETION. A \$30.00 FEE WILL BE CHARGED FOR ANY NSF CHECKS. THIS PRICE DOESN'T INCLUDE: PAINT, STAIN, FORMICA, PLUMBING, ELECTRICAL OR DOOR HANDLES.

TECHNICAL

CHAPTER 3 BUILDING BLOCKS

304.2 Forward Reach.

304.2.1 Unobstructed. Where a forward reach is unobstructed, the high forward reach shall be 48 inches (1219 mm) and the low forward reach shall be 15 inches (381 mm) measured above the finish floor or ground.

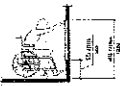


Figure 304.2.1 Unobstructed Forward Reach

304.2.2 Unobstructed High Reach. Where a high forward reach is over accommodation, the clear floor space shall extend forward the distance the high reach is required and shall be 48 inches (1219 mm) minimum when the reach begins in 20 inches (508 mm) minimum. Where the reach begins in 20 inches (508 mm), the high forward reach shall be 48 inches (1219 mm) minimum and the reach depth shall be 25 inches (635 mm) minimum.

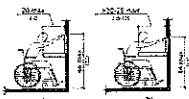


Figure 304.2.2 Unobstructed High Forward Reach

304.3 Side Reach.

304.3.1 Unobstructed. Where a clear floor or ground space allows a parallel approach to an element and the side reach is unobstructed, the high side reach shall be 48 inches (1219 mm).

114 - 2010 Standards: Tables 8 and 9

Department of Justice

TECHNICAL

CHAPTER 3 BUILDING BLOCKS

306.2 Toe Clearance.

306.2.1 General. Space under an element between 9 inches (230 mm) and 27 inches (686 mm) above the finish floor or ground shall be considered toe clearance and shall comply with 306.2.

306.2.2 Maximum Depth. The clearance shall extend 25 inches (635 mm) maximum under an element.

306.2.3 Minimum Required Depth. Where toe clearance is required at an element at a part of a clear floor space, the toe clearance shall extend 15 inches (381 mm) minimum under the element.

306.2.4 Additional Clearance. Space extending greater than 6 inches (152 mm) beyond the toe clearance shall be considered toe clearance.

306.2.5 Width. Toe clearance shall be 30 inches (762 mm) wide minimum.

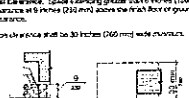


Figure 306.2 Toe Clearance

306.3 Knee Clearance.

306.3.1 General. Space under an element between 9 inches (230 mm) and 27 inches (686 mm) above the finish floor or ground shall be considered knee clearance and shall comply with 306.3.

306.3.2 Maximum Depth. Knee clearance shall extend 25 inches (635 mm) maximum under an element at 8 inches (203 mm) above the finish floor or ground.

306.3.3 Minimum Required Depth. Where knee clearance is required under an element at a part of a clear floor space, the knee clearance shall be 15 inches (381 mm) deep minimum at 8 inches (203 mm) above the finish floor or ground, and 6 inches (152 mm) deep minimum at 27 inches (686 mm) above the finish floor or ground.

110 - 2010 Standards: Tables 8 and 9

Department of Justice

TECHNICAL

CHAPTER 3 BUILDING BLOCKS

306.2 Toe Clearance.

306.2.1 General. Space under an element between 9 inches (230 mm) and 27 inches (686 mm) above the finish floor or ground shall be considered toe clearance and shall comply with 306.2.

306.2.2 Maximum Depth. The clearance shall extend 25 inches (635 mm) maximum under an element.

306.2.3 Minimum Required Depth. Where toe clearance is required at an element at a part of a clear floor space, the toe clearance shall extend 15 inches (381 mm) minimum under the element.

306.2.4 Additional Clearance. Space extending greater than 6 inches (152 mm) beyond the toe clearance shall be considered toe clearance.

306.2.5 Width. Toe clearance shall be 30 inches (762 mm) wide minimum.

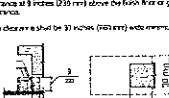


Figure 306.2 Toe Clearance

306.3 Knee Clearance.

306.3.1 General. Space under an element between 9 inches (230 mm) and 27 inches (686 mm) above the finish floor or ground shall be considered knee clearance and shall comply with 306.3.

306.3.2 Maximum Depth. Knee clearance shall extend 25 inches (635 mm) maximum under an element at 8 inches (203 mm) above the finish floor or ground.

306.3.3 Minimum Required Depth. Where knee clearance is required under an element at a part of a clear floor space, the knee clearance shall be 15 inches (381 mm) deep minimum at 8 inches (203 mm) above the finish floor or ground, and 6 inches (152 mm) deep minimum at 27 inches (686 mm) above the finish floor or ground.

110 - 2010 Standards: Tables 8 and 9

Department of Justice

TECHNICAL

CHAPTER 3 BUILDING BLOCKS

304.4 Characteristic Reduction.

304.4.1 Characteristic Reduction. Where 4 inches (102 mm) and 22 inches (559 mm) above the finish floor or ground, the toe clearance shall be permitted to reduce at a rate of 1 inch (25 mm) in height for each 4 inches (102 mm) in depth.

304.4.2 Width. Toe clearance shall be 30 inches (762 mm) wide minimum.

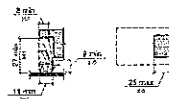


Figure 304.3 Knee Clearance

307.1 Protruding Objects.

307.1.1 General. Protruding objects shall comply with 307.

307.2 Protrusion Limits. Objects with leading edges more than 27 inches (686 mm) and 20 inches (508 mm) above the finish floor or ground shall protrude 4 inches (102 mm) and continue horizontally into the clearway space.

EXCEPTION: Handrails shall be permitted to protrude 4 1/2 inches (114 mm) maximum.

EXCEPTION: Handrails shall be permitted to protrude 4 1/2 inches (114 mm) maximum.

EXCEPTION: Handrails shall be permitted to protrude 4 1/2 inches (114 mm) maximum.

EXCEPTION: Handrails shall be permitted to protrude 4 1/2 inches (114 mm) maximum.

110 - 2010 Standards: Tables 8 and 9

Department of Justice



PROPOSED CIRCULATION DECK AT WESLACO PUBLIC LIBRARY

CITY OF WESLACO PLANNING AND CODE ENFORCEMENT 223 S. KANSAS AVE. WESLACO, TEXAS

SHT 2

SCALE: 1/4" = 1'-0"



NOTES: 1. CONTRACTOR TO FOLLOW AMERICANS WITH DISABILITY ACT STANDARDS.

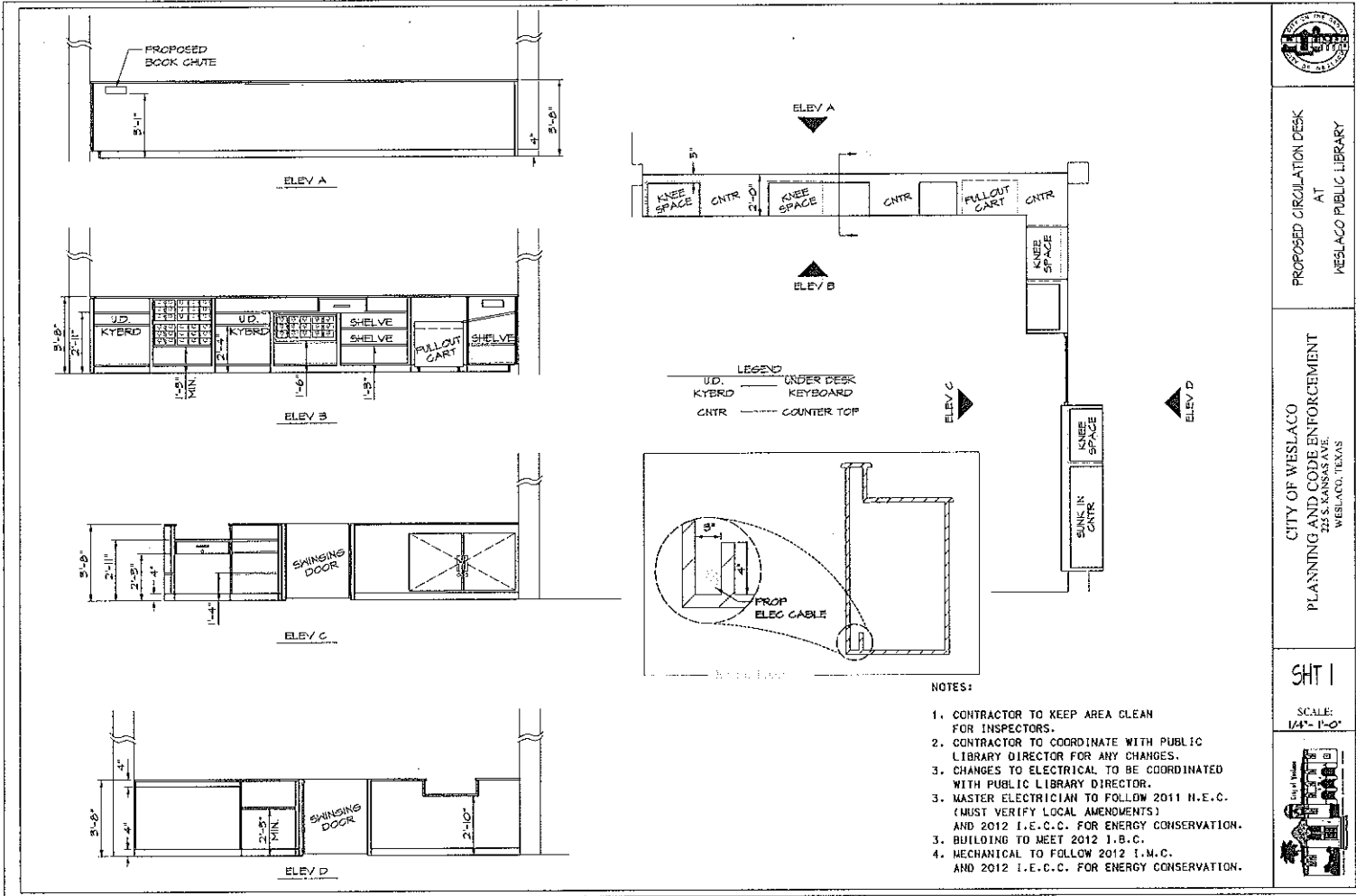


PROPOSED CIRCULATION DESK  
AT  
WESLACO PUBLIC LIBRARY

CITY OF WESLACO  
PLANNING AND CODE ENFORCEMENT  
244 S. KANSAS AVE.  
WESLACO, TEXAS

SHT 1

SCALE:  
1/4" = 1'-0"



420-44	Institutional Furniture, All Types
420-48	Library Shelving, Metal
420-52	Library Shelving, Wood
420-56	Library Furniture: Book Trucks, Card Cabinets, Carrels, Chairs, Curb-Side Book Returns, Dictionary Stands, Step Stools, Tables, etc.
420-59	Lounge Furniture, Upholstered
420-60	Lounge Furniture, Steel, Indoor
420-61	Lounge Furniture, Steel, Outdoor
420-62	Lounge Furniture, Indoor: Fiberglass, Plastic, etc. (Incl. Stacking Types)
420-63	Lounge Furniture, Outdoor: Fiberglass, Plastic, Aluminum, etc. (Incl. Stacking Types)
420-64	Lounge Furniture, Indoor, Wood
420-65	Lounge Furniture, Outdoor, Wood (Including Outdoor Household Swings)
420-66	Mailroom Furniture: Bins, Boxes, Carts, Consoles (Including Wrapping Consoles), Mail Systems, Sorters, Tables, etc.
420-68	Mattresses and Bedsprings (Incl. Fillers) (See Class 410 for Hospital Type)
420-72	Mirrors, Glass (Not Auto, Barber, Safety, Security, or Telescope) (Including Parts and Accessories)
420-73	Mirrors, Safety and Security, Non-Glass, Flat Type (For Prison or High Risk Areas) (Including Parts and Accessories)
420-74	Mirrors, Safety and Security (For Blind Corners in Hallways, etc.): Parabolic, Convex, Hemispherical, etc. (Including Parts and Accessories)
420-81	Recycled Furniture for Cafeteria, Chapel, Dormitory, Household, Library, Lounge and School (All Types)
420-84	Schoolroom Furniture, Metal: Cabinets, Chairs, Desks, etc.
420-86	Schoolroom Furniture; Plastic, Polypropylene, Fiberglass Type: Cabinets, Chairs, Desks, etc. (Incl. Stacking Types)
420-88	Schoolroom Furniture, Wood: Cabinets, Chairs, Desks, etc.
420-92	Showcase, Trophy Cases and Exhibit Cases
420-93	Stools, Household
420-96	Work Benches, Shop Desks and Tables

**[Return to Top](#)**

Microsoft Excel - expenditure comm codes 3-13-2015 (2) [Compatibility Mode]

Home | Insert | Page Layout | Formulas | Data | Review | View

Clipboard | Font | Paragraph | Styles | Alignment | Accounting | Conditional Formatting | Cells | Editing

	A	B	C	D	E	F	G	H	I	J	K	L	M	N	O	P
1	Commodity Codes Totals															
2	from 1/1/2015 to 3/16/2015															
3																
4	Commodity	CC	CO	EX	MISC	OM	SS	Grand Total								
503	40527			98.76				98.76								
504	40531	38.91				349.00		387.91								
505	40536	2,049.25		381.90				2,431.15								
506	40537					59.52		59.52								
507	40538	68.07	98.87	5.06		90.65		262.65								
508	40539	5,436.25	2,900.01	204.47	16.00	2,790.95		11,346.68								
509	40545			427.55		39.55		467.11								
510	40547		12.49					12.49								
511	40548					22.20		22.20								
512	40551	4,662.36	1,123.95			303.95		6,090.27								
513	40554		16.47					16.47								
514	40557			204.93				204.93								
515	40563		70.68					70.68								
516	40566					8.35		8.35								
517	40582		171.84	202.56				374.40								
518	40585		47.88	4.00				51.88								
519	40590	6,952.59	680.75					7,643.34								
520	41003		1,673.48					1,673.48								
521	42025		207.60					207.60								
522	42028		251.12					251.12								
523	42058		79.50					79.50								
524	42066		34.78					34.78								
525	42503		2,932.20					2,932.20								
526	42506		8,272.28					8,272.28								
527	42507		1,224.88					1,224.88								
528	42510		98.02					98.02								
529	42514		882.83					882.83								
530	42517															
531	42521		25,884.33					25,884.33								
532	42540		409.90					409.90								
533	42550		38.96					38.96								
534	42554		17,067.89					17,067.89								
535	42558		265.85					265.85								
536	42560		2,724.98					2,724.98								
537	42562		13.54					13.54								
538	42583		97.96					97.96								
539	42590		809.08					809.08								
540	43027	120.00						120.00								
541	43032					114.46		114.46								
542	43036		235.00					235.00								
543	43048					128.00		128.00								

AS23 42056 Sheet1 9:04 AM 3/17/2015