

PRODIGY CONSTRUCTION MANAGEMENT LLC

PRODIGY CONSTRUCTION MANAGEMENT

P.O. Box 6592

McAllen, TX 78501

(956) 800-1122 Office

prodigy@prodigycompany.com

hildagz@prodigycompany.com

RECEIVED

APR 15 2015

Facilities Management

Invoice

Date	Invoice No.
04/14/2015	1152
Terms	Due Date
Net 30	05/15/2015

Pay App#17

Bill To
Hidalgo County Facilities Management Hidalgo County 1 st & 2 nd Floor PCM #71013 Attn: Daniel Flores P.O. Box 1356 Edinburg, TX 78539 PO#699379 C-13-276-09-10

Amount Due	Enclosed
\$14,647.95	

Basic Service Compensation amount: 3.5% of construction contract amount = $3.5\% \times \$3,375,220.00 = \$118,132.70$
 Change Order 01 \$124,541.00 Change applied Approved by CC: 4/08/2014 = $3.5\% \times \$3,499,761.00 = \$122,491.64$
 Change Order 02 \$114,810.00 Change applied Approved by CC: 7/07/2014 = $3.5\% \times \$3,691,554.20 = \$129,204.40$

SCOPE OF SERVICES	AMOUNT	% COMPLETED TO-DATE	TOTAL DUE	LESS PREV. PAYMENTS	AMOUNT DUE THIS REQUEST
Construction Phase	\$129,204.40	98%	\$126,620.31	\$111,972.36	\$14,647.95

I certify that the above is true and correct to the best of my knowledge.

	4/15/2015	Owner	Date
Prodigy Construction LLC	Date	Attest	Date

Prevailing Wage Rates Certification Statement

Date: April 14, 2015

Project Name: Hidalgo County Administration Remodel of 1st and 2nd floors

Contractor: D. Wilson Construction Company

Contract#: C-12-029-10-23

Application for Payment #: Seventeen (17)

I,


Alex Palacios
(Name of Signatory Party)

Project Manager
(Title)

1. That a payroll (form WH-347 or similar form) was submitted for contract work performed for the period covered by the attached application.
2. That a statement of compliance (form WH-347 or similar form) was submitted with the payroll.
3. The certified payroll complies with the classifications and minimum wage rates stipulated in the contract.



Signature



Prodigy Construction Management LLC

P.O. Box 6592

McAllen, Texas 78502-6592

Office: (956) 800-1122 Fax: (956) 664-1832

Observation Report

Project Name: Hidalgo County 1st & 2nd Floors Renovations

Date: April 10, 2015

Project Location: Edinburg, Texas

Comments:

- Attached you will find photos of the progress of the project.

Contractor: D. Wilson Construction

Project Manager: Alex Palacios

Time: 10:00 a.m.

Climate: Rain

Work In Progress:


General Clean-out, Ceiling tiles installation, Mechanical & Electrical work, Millwork installation, door frames & trim work, carpet installation, vinyl base installation, sprinkler system installation.

In Attendance:

- Roberto Hernandez, PM, Prodigy


"First Floor"

Figure 1



Hallway: General Clean-out in-progress

Figure 2




Ceiling tile, light fixtures, floor tile, doors & frames installed, walls painted. General clean-out in-progress.

Figure 3




Atrium: Walls painted 95%, doors & windows installed, floor tile installed. General clean out in-progress.

Figure 4




Atrium: Walls painted 95%, floor tile installed, Brick Veneer Base installation in-progress.

Figure 5



Commissioners' Court: Floor carpet installed, walls painted, ceiling tile & light fixtures installed, granite countertop being clean-out in-progress.


Figure 6



Commissioners' Court: Floor carpet installed, walls painted, ceiling tile & light fixtures installed, Clean-out in-progress.


"First Floor"

Figure 7




General Clean-out in progress.

Figure 8




Millwork installed along with kitchen equipment. General Clean-out in progress.

Figure 9




North side vestibule & stairway: Floor tile, doors & windows, ceiling tile, light fixtures installed, clean-out in progress.

Figure 10




Electrical/ mechanical room @ South- East side: Work on electrical panels continues.

Figure 11



Vault room floor carpet work in-progress


Figure 12



Toilet fixtures and toilet accessories being installed.

"Second Floor"

Figure 13




Lobby/stairway @ D.A.'s office: Floor tile installed, paint in progress.

Figure 16



Elevator Lobby: Approx. 98% completed..

Figure 14




D.A.'s office open work space: floor tile, ceiling tile & light fixtures, doors & windows installed, approx. 98% completed. General clean out in-progress.

Figure 17




County Judge's work space area, approx. 98% completed. General clean out in-progress.

Figure 15




Millwork being installed along with kitchen equipment. Sprinkler system work in progress, clean-out in-progress.

Figure 18




County Judges office: approx. 98% completed. General Clean-out in progress.

Figure 19



Change Order No.8: Floor tile in-progress, Ceiling in progress. Light Fixtures in-progress.

Figure 20




Change Order No.8: Floor tile in-progress, Ceiling in progress. Light Fixtures in-progress.

Figure 21



Change Order No.8: Floor tile in-progress, Ceiling in progress. Light Fixtures in-progress.

Figure 22




Change Order No.8: Floor tile in-progress, Ceiling in progress. Light Fixtures in-progress.

Figure 23



Change Order No.8: Floor tile in-progress, Ceiling in progress. Light Fixtures in-progress.

Figure 24



Toilet fixtures and toilet accessories being installed.