


Special Services Report:

May



Hidalgo County Head Start Program

Policy Council Consent Agenda

DATE: June 17, 2015

SUBJECT: Approval of Special Services Monthly Report

RATIONALE/NEED: This report keeps the Policy Council Members informed on the number count of children with special needs.

RECOMMENDATION: Administration recommends approval.

COST: N/A

RELATED INFORMATION INCLUDES: Special Services Report

INITIATED BY: Connie Horta, Special Services Director *CH*

REVIEWED BY: Nora S. Munoz, Assistant Program Director *NM*

EXECUTIVE DIRECTOR'S APPROVAL: *Jesus Flores*

May Report

6/3/2015

Special Services Program Report

Center	LEA Diagnosed	Pending LEA Referrals	# Receiving Rehab Services	Did Not Quality	Parent Refusal of Services	Total Center Enrollment	10% Quota
Alamo	8	4	7	1	0	102	10
Alton	21	0	3	3	1	100	10
Donna I	17	1	9	5	0	136	14
Donna II	8	2	0	2	0	60	6
Donna IV	4	1	1	1	0	33	3
Edcouch	7	3	1	2	1	157	15
Edinburg I	5	0	0	0	0	57	6
Edinburg II	5	1	0	1	0	34	3
Edinburg III	7	0	0	0	0	51	5
Edinburg IV	22	1	3	5	0	196	20
Edinburg V	17	2	2	1	0	156	16
Elsa	4	0	1	0	0	57	6
Farias	9	3	1	1	0	100	10
Hidalgo	8	0	0	0	1	51	5
La Herencia	16	0	0	1	0	52	5
La Joya	10	1	0	0	0	91	9
Las Milpas I	5	2	0	0	0	85	8
Austin 1 Stop	20	1	1	0	0	137	14
McAllen IV	5	0	0	0	0	51	5
McAllen V	7	0	0	0	0	57	6
McAllen VI	15	0	0	2	0	51	5
Vine Terrace	8	0	1	0	1	56	6
Mercedes I	17	4	0	3	0	117	12
Mercedes II	9	1	0	0	1	34	3
Mission I	10	0	0	0	0	77	8
Mission II	17	2	2	0	0	134	13
Mission III	9	0	0	1	0	51	5
Mission IV	9	0	0	0	0	60	6
Monte Alto	3	0	0	0	0	37	4
Napper	10	3	2	1	1	140	14
Palacios	14	1	3	1	0	136	14
Palmview II	17	2	4	0	0	157	16
Palmview III	19	1	0	1	0	120	12
Pharr	12	1	0	2	0	85	8
Progreso	8	0	2	0	0	57	6
San Carlos	6	3	1	2	0	80	8
San Juan I	8	2	0	0	0	51	5
San Juan II	18	1	2	0	0	119	12
Sullivan	13	1	0	1	0	94	9
UTPA	5	0	2	3	0	34	3
Weslaco I	12	0	1	5	0	80	8
Weslaco III	11	3	1	1	0	100	10
Western Rd	10	0	0	0	0	57	6
Total	465	47	50	46	6	3690	369

10% Quota Met

Special Services Reports:
June/July (No Activity)

June-July 2015

Special Services Program Report

Center	LEA Diagnosed	Pending LEA Referrals	# Receiving Rehab Services	Did Not Quality	Parent Refusal of Services	Total Center Enrollment	10% Quota
Alamo	8	4	7	1	0	102	10
Alton	21	0	3	3	1	100	10
Donna I	17	1	9	5	0	136	14
Donna II	8	2	0	2	0	60	6
Donna IV	4	1	1	1	0	33	3
Edcouch	7	3	1	2	1	157	15
Edinburg I	5	0	0	0	0	57	6
Edinburg II	5	1	0	1	0	34	3
Edinburg III	7	0	0	0	0	51	5
Edinburg IV	22	1	3	5	0	196	20
Edinburg V	17	2	2	1	0	156	16
Elsa	4	0	1	0	0	57	6
Farias	9	3	1	1	0	100	10
Hidalgo	8	0	0	0	1	51	5
La Herencia	16	0	0	1	0	52	5
La Joya	10	1	0	0	0	91	9
Las Milpas I	5	2	0	0	0	85	8
Austin 1 Stop	20	1	1	0	0	137	14
McAllen IV	5	0	0	0	0	51	5
McAllen V	7	0	0	0	0	57	6
McAllen VI	15	0	0	2	0	51	5
Vine Terrace	8	0	1	0	1	56	6
Mercedes I	17	4	0	3	0	117	12
Mercedes II	9	1	0	0	1	34	3
Mission I	10	0	0	0	0	77	8
Mission II	17	2	2	0	0	134	13
Mission III	9	0	0	1	0	51	5
Mission IV	9	0	0	0	0	60	6
Monte Alto	3	0	0	0	0	37	4
Napper	10	3	2	1	1	140	14
Palacios	14	1	3	1	0	136	14
Palmview II	17	2	4	0	0	157	16
Palmview III	19	1	0	1	0	120	12
Pharr	12	1	0	2	0	85	8
Progreso	8	0	2	0	0	57	6
San Carlos	6	3	1	2	0	80	8
San Juan I	8	2	0	0	0	51	5
San Juan II	18	1	2	0	0	119	12
Sullivan	13	1	0	1	0	94	9
UTPA	5	0	2	3	0	34	3
Weslaco I	12	0	1	5	0	80	8
Weslaco III	11	3	1	1	0	100	10
Western Rd	10	0	0	0	0	57	6
Total	465	47	50	46	6	3690	369


10% Quota Met

June/July No Activity

Hidalgo County Head Start Program Application Status Report: 2015-2016

	Location	Lic-Cap	# - Class	Quota	Returnees	New	Waitlist	Lacking
1	Alamo	119	6	111	55	33		23
2	Alton	100	5	100	51	50	1	
3	Austin	176	7	137	82	25		30
4	Donna I	136	7	136	71	54		11
5	Donna II	60	3	60	27	16		17
6	Donna IV	33	2	33	21	13	1	
7	Edcouch	210	10	194	106	39		29
8	Edinburg I	67	3	57	30	11		16
9	Edinburg II	34	2	34	18	16	0	
10	Edinburg III	51	3	51	18	1		32
11	Edinburg IV	232	10	194	105	54		35
12	Edinburg V	189	8	156	70	73		13
13	Farias	136	7	128	32	24		72
14	Hidalgo	60	3	51	34	0		17
15	La Herencia	52	3	51	29	24	2	
16	La Joya	116	4	80	45	49	14	
17	Las Milpas I	120	5	97	65	21		11
18	Longoria	100	5	97	73	0		24
19	McAllen IV	51	3	51	31	23	3	
20	McAllen V	104	5	97	62	31		4
21	McAllen VI	51	3	51	40	5		6
22	Mercedes I	119	6	117	48	68		1
23	Mercedes II	34	2	34	18	25	9	
24	Mission I	109	4	71	35	12		24
25	Mission II	148	7	128	61	9		58
26	Mission III	51	3	51	24	0		27
27	Mission IV	62	3	57	30	12		15
28	Monte Alto	41	2	40	32	32	24	
29	Palacios	170	9	168	73	29		66
30	Palmview II	192	8	157	68	43		46
31	Palmview III	122	6	114	66	37		11
32	Pharr	100	5	94	60	9		25
33	Progreso	60	3	57	33	27	3	
34	San Carlos	100	4	80	39	25		16
35	San Juan I	60	3	54	25	14		15
36	San Juan II	182	7	137	83	32		22
37	Sullivan City	124	5	94	55	22		17
38	UTPA	34	2	34	16	18	0	
39	Weslaco I	84	4	80	31	40		9
40	Weslaco III	100	5	100	49	41		10
41	Western Rd	69	3	57	30	38	11	
	GRAND TOTAL	4158	195	3690	1941	1095	68	702

Children's Applications Report: August



Hidalgo County Head Start Program

Policy Council Consent Agenda

DATE: August 19, 2015

SUBJECT: Approval of Children's Applications for Program Year 2015-2016

RATIONALE/NEED: The Children's Applications Sub-Committee has reviewed the children's applications to ensure that age and income eligibility requirements for enrollment have been met. All applications must be approved by the Policy Council.

RECOMMENDATION: Administration recommends approval.

COST: None

RELATED INFORMATION INCLUDES: Children's Applications Report

INITIATED BY: Elvira Segura, Interim Family Services Director

REVIEWED BY: Edmundo Garcia, Assistant Program Director for Program Operations


EXECUTIVE DIRECTOR'S APPROVAL:

Hidalgo County Head Start Program
Application Status Report: 2015-2016 (Approval Date: 8/19/2015)

	Location	Lic-Cap	# - Class	Quota	Returns	New	Waitlist	Lacking
1	Alamo	119	6	111	55	34		22
2	Alton	100	5	100	51	55	6	
3	Austin	176	7	137	82	28		27
4	Donna I	136	7	136	71	56		9
5	Donna II	60	3	60	27	23		10
6	Donna IV	33	2	33	21	13	1	
7	Edcouch	210	10	194	106	40		28
8	Edinburg I	67	3	57	30	12		16
9	Edinburg II	34	2	34	18	17	0	
10	Edinburg III	51	3	51	18	2		30
11	Edinburg IV	232	10	194	105	56		33
12	Edinburg V	189	8	156	70	74		12
13	Farias	136	7	128	32	34		62
14	Hidalgo	60	3	51	34	10		7
15	La Herencia	52	3	51	29	24	2	
16	La Joya	116	4	80	45	51	16	
17	Las Milpas I	120	5	97	65	21		11
18	Longoria	100	5	97	73	2		22
19	McAllen IV	51	3	51	31	24	4	
20	McAllen V	104	5	97	62	35		
21	McAllen VI	51	3	51	40	7		4
22	Mercedes I	119	6	117	48	68		1
23	Mercedes II	34	2	34	18	25	9	
24	Mission I	109	4	71	35	12		24
25	Mission II	148	7	128	61	13		54
26	Mission III	51	3	51	24	0		27
27	Mission IV	62	3	57	30	14		13
28	Monte Alto	41	2	40	32	32	24	
29	Palacios	170	9	168	73	48		47
30	Palmview II	192	8	157	68	55		34
31	Palmview III	122	6	114	66	45		3
32	Pharr	100	5	94	60	10		24
33	Progreso	60	3	57	33	27	3	
34	San Carlos	100	4	80	39	26		15
35	San Juan I	60	3	54	25	15		14
36	San Juan II	182	7	137	83	36		18
37	Sullivan City	124	5	94	55	28		11
38	UTPA	34	2	34	16	22	4	
39	Weslaco I	84	4	80	31	43		6
40	Weslaco III	100	5	100	49	44		7
41	Western Rd	69	3	57	30	38	11	
	GRAND TOTAL	4158	195	3690	1941	1219	80	591

Meals & Snacks Report:

May



Hidalgo County Head Start Program

Policy Council Consent Agenda

DATE: June 17, 2015

SUBJECT: Approval of Texas Department of Agriculture Meals and Snacks Monthly Report

RATIONALE/NEED: This report will be presented to the Policy Council each month.

RECOMMENDATION: Administration recommends approval.

COST: N/A

RELATED INFORMATION INCLUDES: Meals and Snacks Report

INITIATED BY: Gilbert Silva, Child Nutrition Director *GS*

REVIEWED BY: Edmundo Garcia, Assistant Program Director *EG*

EXECUTIVE DIRECTOR'S APPROVAL: *Leresa Flores*

Texas Department of Agriculture
Hidalgo County Head Start Program
Meals and Snack Report

	June/July '14	August. '14	Sept.'14	Oct. '14	Nov.'14	Dec.'14	Jan. '15	Feb. '15	Mar. '15	April. '15	* May. '15	Meal Totals
Breakfast	Centers closed	26,594	65,858	72,261	42,259	40,695	55,819	58,496	45,417	62,059	56,106	525,564
Lunch	Centers closed	26,649	65,768	72,239	41,962	39,698	55,853	58,476	45,253	60,588	53,131	519,617
PM Snack	Centers closed	24,662	59,110	64,773	35,754	34,817	49,959	54,516	42,181	55,575	45,765	467,112
Monthly Totals	centers closed	77,905	190,736	209,273	119,975	115,210	161,631	171,488	132,851	178,222	155,002	1,512,293

*Preliminary

Rates for Free Meal Reimbursement Effective July 1, 2014 to June 30, 2015

Breakfast: \$ 1.62

Lunch: \$ 2.98


Cash in Lieu of Commodities (Lunch): \$0.2475

Snack: \$ 0.82

Submitted by: Gilbert Silva, Child Nutrition Director

Meals & Snacks Reports:

June/July (No Activity)



Hidalgo County Head Start Program

Policy Council Consent Agenda

DATE: August 19, 2015

SUBJECT: Approval of Texas Department of Agriculture Meals and Snacks Monthly Report

RATIONALE/NEED: This report will be presented to the Policy Council each month.

RECOMMENDATION: Administration recommends approval.

COST: N/A

RELATED INFORMATION INCLUDES: Meals and Snacks Reports

INITIATED BY: Gilbert Silva, Child Nutrition Director *J.S.*

REVIEWED BY: Edmundo Garcia, Assistant Program Director for Program Operations *[Signature]*

EXECUTIVE DIRECTOR'S APPROVAL: *[Signature]*

Texas Department of Agriculture
Hidalgo County Head Start Program
Meals and Snack Report

	August. '14	Sept. '14	Oct. '14	Nov. '14	Dec. '14	Jan. '15	Feb. '15	Mar. '15	April. '15	May. '15	June/July '15	Meal Totals
Breakfast	26,594	65,858	72,261	42,259	40,695	55,819	58,496	45,417	62,059	53,354	Centers Closed	522,812
Lunch	26,649	65,768	72,239	41,962	39,698	55,853	58,476	45,253	60,588	52,530	Centers Closed	519,016
PM Snack	24,662	59,110	64,773	35,754	34,817	49,959	54,516	42,181	55,575	45,211	Centers Closed	466,558
Monthly Totals	77,905	190,736	209,273	119,975	115,210	161,631	171,488	132,851	178,222	151,095	Centers Closed	1,508,386

*Preliminary

Rates for Free Meal Reimbursement Effective July 1, 2015 to June 30, 2016

Breakfast: \$ 1.66

Lunch: \$ 3.07

Cash in Lieu of Commodities (Lunch): \$0.2375

Snack: \$ 0.84

Submitted by: Gilbert Silva, Child Nutrition Director