

HIDALGO COUNTY ANNUAL TAX COLLECTION REPORT

JULY 01, 2014 THRU JUNE 30, 2015

TABLE OF CONTENTS

PART 1 COUNTY ANNUAL TAX COLLECTIONS REPORT
PART 2 ROADS/STATE ANNUAL TAX COLLECTIONS REPORT
PART 3 CURRENT/DELINQUENT COLLECTIONS REPORT
PART 4 RECAP REPORT
PART 5 REMITTANCES

PABLO "PAUL" VILLARREAL JR.
TAX ASSESSOR/COLLECTOR
2804 S. BUS. HWY 281
EDINBURG, TEXAS 78539

PART 1

COUNTY ANNUAL TAX COLLECTIONS REPORT

**PABLO "PAUL" VILLARREAL JR., TAX ASSR & COLL
HIDALGO COUNTY ANNUAL TAX REPORT
JULY 01, 2014 THRU JUNE 30, 2015**

TAX COLLECTIONS	BASE	PEN & INT	ATTY FEE
CURRENT	159,097,400.84	1,657,587.56	58,162.04
DELINQUENT	10,502,069.26	4,346,982.26	2,039,493.39
ROLLBACK	577,919.35	16,348.99	5,236.17
TOTALS	170,177,389.45	6,020,918.81	2,102,891.60
			<u>178,301,199.86</u>
TAX CERTIFICATES			6,510.00
MISCELLANEOUS			27,961.00
NSF CHARGE FEES			16,185.80
SI FINES/FEES			92,651.38
HOSPITAL DISTRICT FUNDING			43,312,477.65
OTHER REVENUE TOTALS			<u>43,455,785.83</u>
TOTAL COLLECTED 2014-2015 HIDALGO COUNTY			<u>221,756,985.69</u>

DISBURSEMENTS

ATTORNEY FEES	2,102,891.60
HCAD RENDITON PENALTY FEE	9,160.39
CURRENT YEAR REFUNDS	(205,625.37)
PRIOR YEAR REFUNDS	(328,341.39)
TOTAL REFUNDS NETTED FROM TAX COLLECTIONS	<u>(533,966.76)</u>

RECAP

TOTAL CURRENT/DELINQUENT/ROLLBACK BASE	170,177,389.45
TOTAL PENALTY & INTEREST	6,020,918.81
TOTAL TAX COLLECTIONS	<u>176,198,308.26</u>
TOTAL ATTORNEY FEES	<u>2,102,891.60</u>
OTHER REVENUE TOTALS	43,455,785.83
TOTAL	221,223,018.93
LESS REFUNDS DISBURSED THRU FISCAL YEAR	<u>(533,966.76)</u>
TOTAL COLLECTED 2014/2015	221,756,985.69
LESS ATTY FEES & HCAD REND. PENALTY FEE	<u>2,112,051.99</u>

TOTAL REVENUE DISBURSED TO HIDALGO COUNTY **219,644,933.70**

TOTAL DISBURSED 2014-2015 HIDALGO COUNTY **221,756,985.69**

DIFF. -

AFFIDAVIT


I, PABLO "PAUL" VILLARREAL JR., TAX ASSESSOR-COLLECTOR OF TAXES FOR HIDALGO COUNTY DO SOLEMNLY SWEAR THAT THE ABOVE STATEMENT OF TAXES COLLECTED BY ME FOR THE FISCAL YEAR ENDING 2014-2015 IS CORRECT.

Pablo (Paul) Villarreal Jr.
ASSESSOR- COLLECTOR OF TAXES FOR HIDALGO COUNTY, TEXAS



SWORN AND SUBSCRIBED BEFORE ME THIS 19TH DAY OF AUGUST 2015

Jose E. Jaramillo
NOTARY PUBLIC, HIDALGO COUNTY, TEXAS



YEAR	FUND	TAX RATE	LEVY PAID	DISCOUNT GIVEN	PENALTY INTEREST	TIF AMOUNT	DISBURSE TOTAL	ATTORNEY	OTHER FEES	REFUND AMOUNT	PAYMENT AMOUNT
2014	M & O	.530800	143,133,730.80	.00	1,491,266.07	3,334,141.66-	141,290,855.21	58,162.04	.00	.00	144,683,158.91
	I & S	.059200	15,963,670.04	.00	166,321.49	371,855.63-	15,758,135.90	.00	.00	.00	16,129,991.53
	TOTAL	.590000	159,097,400.84	.00	1,657,587.56	3,705,997.29-	157,048,991.11	58,162.04	.00	.00	160,813,150.44
2013	M & O	.520800	4,905,651.05	.00	1,038,839.98	41,307.61-	5,903,183.42	881,341.35	.00	.00	6,825,832.38
	I & S	.069200	651,825.85	.00	138,033.87	5,488.82-	784,370.90	.00	.00	.00	789,859.72
	TOTAL	.590000	5,557,476.90	.00	1,176,873.85	46,796.43-	6,687,554.32	881,341.35	.00	.00	7,615,692.10
2012	M & O	.523500	1,493,537.12	.00	516,944.85	92,549.78-	1,917,932.19	325,099.30	.00	.00	2,335,581.27
	I & S	.066500	189,722.96	.00	65,667.30	11,756.59-	243,633.67	.00	.00	.00	255,390.26
	TOTAL	.590000	1,683,260.08	.00	582,612.15	104,306.37-	2,161,565.86	325,099.30	.00	.00	2,590,971.53
2011	M & O	.522500	781,070.76	.00	361,025.86	6,632.10-	1,135,464.52	184,131.16	.00	.00	1,326,227.78
	I & S	.067500	100,903.65	.00	46,639.33	856.82-	146,686.16	.00	.00	.00	147,542.98
	TOTAL	.590000	881,974.41	.00	407,665.19	7,488.92-	1,282,150.68	184,131.16	.00	.00	1,473,770.76
2010	M & O	.510700	559,905.41	.00	325,482.25	2,777.01-	882,610.65	146,823.33	.00	.00	1,032,210.99
	I & S	.079300	86,940.29	.00	50,539.76	431.20-	137,048.85	.00	.00	.00	137,480.05
	TOTAL	.590000	646,845.70	.00	376,022.01	3,208.21-	1,019,659.50	146,823.33	.00	.00	1,169,691.04
2009	M & O	.512700	411,365.39	.00	285,879.80	1,430.73-	695,814.46	114,363.62	.00	.00	811,608.81
	I & S	.077300	62,021.50	.00	43,102.34	215.69-	104,908.15	.00	.00	.00	105,123.84
	TOTAL	.590000	473,386.89	.00	328,982.14	1,646.42-	800,722.61	114,363.62	.00	.00	916,732.65
2008	M & O	.519100	316,853.56	.00	250,910.21	1,226.15-	566,537.62	89,115.67	.00	.00	656,879.44
	I & S	.070900	43,277.20	.00	34,269.78	167.48-	77,379.50	.00	.00	.00	77,546.98
	TOTAL	.590000	360,130.76	.00	285,179.99	1,393.63-	643,917.12	89,115.67	.00	.00	734,426.42
2007	M & O	.515500	216,057.61	.00	199,151.72	231.61-	414,977.72	68,061.17	.00	.00	483,270.50
	I & S	.074500	31,224.59	.00	28,781.29	33.48-	59,972.40	.00	.00	.00	60,005.88
	TOTAL	.590000	247,282.20	.00	227,933.01	265.09-	474,950.12	68,061.17	.00	.00	543,276.38
2006	M & O	.520000	121,952.60	.00	124,206.97	24,135.68	270,295.25	37,661.67	.00	.00	283,821.24
	I & S	.070000	16,416.92	.00	16,720.15	3,249.02	36,386.09	.00	.00	.00	33,137.07
	TOTAL	.590000	138,369.52	.00	140,927.12	27,384.70	306,681.34	37,661.67	.00	.00	316,958.31
2005	M & O	.527100	89,899.03	.00	103,177.18	.00	193,076.21	30,245.50	.00	.00	223,321.71
	I & S	.062900	10,727.66	.00	12,312.27	.00	23,039.93	.00	.00	.00	23,039.93
	TOTAL	.590000	100,626.69	.00	115,489.45	.00	216,116.14	30,245.50	.00	.00	246,361.64
2004	M & O	.525800	74,265.85	.00	94,451.80	.00	168,717.65	26,978.57	.00	.00	195,696.22
	I & S	.064200	9,067.96	.00	11,532.64	.00	20,600.60	.00	.00	.00	20,600.60
	TOTAL	.590000	83,333.81	.00	105,984.44	.00	189,318.25	26,978.57	.00	.00	216,296.82
2003	M & O	.526800	58,563.35	.00	81,591.09	.00	140,154.44	22,670.67	.00	.00	162,825.11
	I & S	.063200	7,025.54	.00	9,788.38	.00	16,813.92	.00	.00	.00	16,813.92
	TOTAL	.590000	65,588.89	.00	91,379.47	.00	156,968.36	22,670.67	.00	.00	179,639.03

YEAR	FUND	TAX RATE	LEVY PAID	DISCOUNT GIVEN	PENALTY INTEREST	TIF AMOUNT	DISBURSE TOTAL	ATTORNEY	OTHER FEES	REFUND AMOUNT	PAYMENT AMOUNT
2002	M & O	.521500	49,270.38	.00	74,395.17	.00	123,665.55	20,333.05	.00	.00	143,998.60
	I & S	.068500	6,471.79	.00	9,771.86	.00	16,243.65	.00	.00	.00	16,243.65
	TOTAL	.590000	55,742.17	.00	84,167.03	.00	139,909.20	20,333.05	.00	.00	160,242.25
2001	M & O	.459300	36,955.19	.00	60,179.72	.00	97,134.91	15,948.23	.00	.00	113,083.14
	I & S	.060200	4,843.73	.00	7,887.86	.00	12,731.59	.00	.00	.00	12,731.59
	TOTAL	.519500	41,798.92	.00	68,067.58	.00	109,866.50	15,948.23	.00	.00	125,814.73
2000	M & O	.445400	29,722.81	.00	52,362.89	.00	82,085.70	13,564.08	.00	.00	95,649.78
	I & S	.055300	3,690.23	.00	6,501.28	.00	10,191.51	.00	.00	.00	10,191.51
	TOTAL	.500700	33,413.04	.00	58,864.17	.00	92,277.21	13,564.08	.00	.00	105,841.29
1999	M & O	.394300	22,405.73	.00	42,112.62	.00	64,518.35	10,759.95	.00	.00	75,278.30
	I & S	.052400	2,977.73	.00	5,596.60	.00	8,574.33	.00	.00	.00	8,574.33
	TOTAL	.446700	25,383.46	.00	47,709.22	.00	73,092.68	10,759.95	.00	.00	83,852.63
1998	M & O	.429400	24,694.16	.00	49,154.38	.00	73,848.54	11,334.14	.00	.00	85,182.68
	I & S	.017300	994.86	.00	1,980.36	.00	2,975.22	.00	.00	.00	2,975.22
	TOTAL	.446700	25,689.02	.00	51,134.74	.00	76,823.76	11,334.14	.00	.00	88,157.90
1997	M & O	.459500	21,712.15	.00	45,767.12	.00	67,479.27	10,244.67	.00	.00	77,723.94
	I & S	.015200	718.24	.00	1,513.89	.00	2,232.13	.00	.00	.00	2,232.13
	TOTAL	.474700	22,430.39	.00	47,281.01	.00	69,711.40	10,244.67	.00	.00	79,956.07
1996	M & O	.448600	15,387.30	.00	34,475.85	.00	49,863.15	7,620.44	.00	.00	57,483.59
	I & S	.016800	576.32	.00	1,291.07	.00	1,867.39	.00	.00	.00	1,867.39
	TOTAL	.465400	15,963.62	.00	35,766.92	.00	51,730.54	7,620.44	.00	.00	59,350.98
1995	M & O	.427600	11,899.80	.00	28,076.26	.00	39,976.06	6,129.22	.00	.00	46,105.28
	I & S	.018400	512.01	.00	1,208.09	.00	1,720.10	.00	.00	.00	1,720.10
	TOTAL	.446000	12,411.81	.00	29,284.35	.00	41,696.16	6,129.22	.00	.00	47,825.38
1994	M & O	.399300	9,603.04	.00	23,773.77	.00	33,376.81	5,026.67	.00	.00	38,403.48
	I & S	.014700	353.57	.00	875.26	.00	1,228.83	.00	.00	.00	1,228.83
	TOTAL	.414000	9,956.61	.00	24,649.03	.00	34,605.64	5,026.67	.00	.00	39,632.31
1993	M & O	.395600	5,021.87	.00	12,936.56	.00	17,958.43	2,596.65	.00	.00	20,555.08
	I & S	.011500	145.98	.00	376.01	.00	521.99	.00	.00	.00	521.99
	TOTAL	.407100	5,167.85	.00	13,312.57	.00	18,480.42	2,596.65	.00	.00	21,077.07
1992	M & O	.382800	4,056.27	.00	11,079.67	.00	15,135.94	2,347.10	.00	.00	17,483.04
	I & S	.016100	170.62	.00	466.02	.00	636.64	.00	.00	.00	636.64
	TOTAL	.398900	4,226.89	.00	11,545.69	.00	15,772.58	2,347.10	.00	.00	18,119.68
1991	M & O	.362600	3,239.14	.00	9,216.20	.00	12,455.34	1,932.26	.00	.00	14,387.60
	I & S	.015100	134.87	.00	383.82	.00	518.69	.00	.00	.00	518.69
	TOTAL	.377700	3,374.01	.00	9,600.02	.00	12,974.03	1,932.26	.00	.00	14,906.29

YEAR	FUND	TAX RATE	LEVY PAID	DISCOUNT GIVEN	PENALTY INTEREST	TIF AMOUNT	DISBURSE TOTAL	ATTORNEY	OTHER FEES	REFUND AMOUNT	PAYMENT AMOUNT
1990	M & O	.360900	2,193.93	.00	6,475.72	.00	8,669.65	1,317.49	.00	.00	9,987.14
	I & S	.010400	63.20	.00	186.60	.00	249.80	.00	.00	.00	249.80
	TOTAL	.371300	2,257.13	.00	6,662.32	.00	8,919.45	1,317.49	.00	.00	10,236.94
1989	M & O	.369000	1,784.79	.00	5,494.19	.00	7,278.98	1,088.24	.00	.00	8,367.22
	I & S	.002500	12.10	.00	37.21	.00	49.31	.00	.00	.00	49.31
	TOTAL	.371500	1,796.89	.00	5,531.40	.00	7,328.29	1,088.24	.00	.00	8,416.53
1988	M & O	.358000	1,004.97	.00	3,169.58	.00	4,174.55	618.68	.00	.00	4,793.23
	I & S	.003500	9.82	.00	30.99	.00	40.81	.00	.00	.00	40.81
	TOTAL	.361500	1,014.79	.00	3,200.57	.00	4,215.36	618.68	.00	.00	4,834.04
1987	M & O	.277800	1,111.54	.00	3,678.52	.00	4,790.06	714.94	.00	.00	5,505.00
	I & S	.000000	.00	.00	.00	.00	.00	.00	.00	.00	.00
	TOTAL	.277800	1,111.54	.00	3,678.52	.00	4,790.06	714.94	.00	.00	5,505.00
1986	M & O	.268300	645.69	.00	2,240.02	.00	2,885.71	434.47	.00	.00	3,320.18
	I & S	.001000	2.42	.00	8.36	.00	10.78	.00	.00	.00	10.78
	TOTAL	.269300	648.11	.00	2,248.38	.00	2,896.49	434.47	.00	.00	3,330.96
1985	M & O	.232000	520.99	.00	1,872.80	.00	2,393.79	363.72	.00	.00	2,757.51
	I & S	.003000	6.74	.00	24.23	.00	30.97	.00	.00	.00	30.97
	TOTAL	.235000	527.73	.00	1,897.03	.00	2,424.76	363.72	.00	.00	2,788.48
1984	M & O	.334000	359.93	.00	1,332.42	.00	1,692.35	256.14	.00	.00	1,948.49
	I & S	.003000	3.22	.00	11.96	.00	15.18	.00	.00	.00	15.18
	TOTAL	.337000	363.15	.00	1,344.38	.00	1,707.53	256.14	.00	.00	1,963.67
1983	M & O	.348000	356.36	.00	1,358.38	.00	1,714.74	256.43	.00	.00	1,971.17
	I & S	.005000	5.12	.00	19.51	.00	24.63	.00	.00	.00	24.63
	TOTAL	.353000	361.48	.00	1,377.89	.00	1,739.37	256.43	.00	.00	1,995.80
1982	M & O	.334000	153.73	.00	606.29	.00	760.02	114.00	.00	.00	874.02
	I & S	.000000	.00	.00	.00	.00	.00	.00	.00	.00	.00
	TOTAL	.334000	153.73	.00	606.29	.00	760.02	114.00	.00	.00	874.02
1981	M & O	.334000	.57	.00	2.30	.00	2.87	.43	.00	.00	3.30
	I & S	.000000	.00	.00	.00	.00	.00	.00	.00	.00	.00
	TOTAL	.334000	.57	.00	2.30	.00	2.87	.43	.00	.00	3.30
1980	M & O	.300000	.50	.00	2.03	.00	2.53	.38	.00	.00	2.91
	I & S	.000000	.00	.00	.00	.00	.00	.00	.00	.00	.00
	TOTAL	.300000	.50	.00	2.03	.00	2.53	.38	.00	.00	2.91

YEAR	FUND	TAX RATE	LEVY PAID	DISCOUNT GIVEN	PENALTY INTEREST	TIF AMOUNT	DISBURSE TOTAL	ATTORNEY	OTHER FEES	REFUND AMOUNT	PAYMENT AMOUNT
ALL	M & O		152,404,953.37	.00	5,342,690.24	3,456,160.97-	154,291,482.64	2,097,655.43	.00	.00	159,845,299.04
ALL	I & S		17,194,516.73	.00	661,879.58	387,556.69-	17,468,839.62	.00	.00	.00	17,856,396.31
ALL	TOTAL		169,599,470.10	.00	6,004,569.82	3,843,717.66-	171,760,322.26	2,097,655.43	.00	.00	177,701,695.35
DLQ	M & O		9,271,222.57	.00	3,851,424.17	122,019.31-	13,000,627.43	2,039,493.39	.00	.00	15,162,140.13
DLQ	I & S		1,230,846.69	.00	495,558.09	15,701.06-	1,710,703.72	.00	.00	.00	1,726,404.78
DLQ	TOTAL		10,502,069.26	.00	4,346,982.26	137,720.37-	14,711,331.15	2,039,493.39	.00	.00	16,888,544.91
CURR	M & O		143,133,730.80	.00	1,491,266.07	3,334,141.66-	141,290,855.21	58,162.04	.00	.00	144,683,158.91
CURR	I & S		15,963,670.04	.00	166,321.49	371,855.63-	15,758,135.90	.00	.00	.00	16,129,991.53
CURR	TOTAL		159,097,400.84	.00	1,657,587.56	3,705,997.29-	157,048,991.11	58,162.04	.00	.00	160,813,150.44

YEAR	FUND	TAX RATE	LEVY PAID	DISCOUNT GIVEN	PENALTY INTEREST	TIF AMOUNT	DISBURSE TOTAL	ATTORNEY	OTHER FEES	REFUND AMOUNT	PAYMENT AMOUNT
2013	M & O	.520800	66,558.99	.00	29.47	.00	66,588.46	.00	.00	.00	66,588.46
	I & S	.069200	8,843.90	.00	3.92	.00	8,847.82	.00	.00	.00	8,847.82
	TOTAL	.590000	75,402.89	.00	33.39	.00	75,436.28	.00	.00	.00	75,436.28
2012	M & O	.523500	86,309.17	.00	1,078.66	.00	87,387.83	395.09	.00	.00	87,782.92
	I & S	.066500	10,963.79	.00	137.02	.00	11,100.81	.00	.00	.00	11,100.81
	TOTAL	.590000	97,272.96	.00	1,215.68	.00	98,488.64	395.09	.00	.00	98,883.73
2011	M & O	.522500	98,026.66	.00	2,452.93	.00	100,479.59	881.79	.00	.00	101,361.38
	I & S	.067500	12,663.69	.00	316.89	.00	12,980.58	.00	.00	.00	12,980.58
	TOTAL	.590000	110,690.35	.00	2,769.82	.00	113,460.17	881.79	.00	.00	114,341.96
2010	M & O	.510700	115,897.36	.00	2,427.24	.00	118,324.60	974.45	.00	.00	119,299.05
	I & S	.079300	17,996.21	.00	376.92	.00	18,373.13	.00	.00	.00	18,373.13
	TOTAL	.590000	133,893.57	.00	2,804.16	.00	136,697.73	974.45	.00	.00	137,672.18
2009	M & O	.512700	110,924.89	.00	2,439.86	.00	113,364.75	896.47	.00	.00	114,261.22
	I & S	.077300	16,724.23	.00	367.85	.00	17,092.08	.00	.00	.00	17,092.08
	TOTAL	.590000	127,649.12	.00	2,807.71	.00	130,456.83	896.47	.00	.00	131,353.30
2008	M & O	.519100	21,041.41	.00	2,617.04	.00	23,658.45	925.41	.00	.00	24,583.86
	I & S	.070900	2,873.91	.00	357.43	.00	3,231.34	.00	.00	.00	3,231.34
	TOTAL	.590000	23,915.32	.00	2,974.47	.00	26,889.79	925.41	.00	.00	27,815.20
2007	M & O	.515500	5,058.87	.00	749.52	.00	5,808.39	277.17	.00	.00	6,085.56
	I & S	.074500	731.10	.00	108.32	.00	839.42	.00	.00	.00	839.42
	TOTAL	.590000	5,789.97	.00	857.84	.00	6,647.81	277.17	.00	.00	6,924.98
2006	M & O	.520000	1,386.12	.00	1,143.55	.00	2,529.67	430.53	.00	.00	2,960.20
	I & S	.070000	186.59	.00	153.94	.00	340.53	.00	.00	.00	340.53
	TOTAL	.590000	1,572.71	.00	1,297.49	.00	2,870.20	430.53	.00	.00	3,300.73
2005	M & O	.527100	1,193.10	.00	954.48	.00	2,147.58	360.58	.00	.00	2,508.16
	I & S	.062900	142.37	.00	113.90	.00	256.27	.00	.00	.00	256.27
	TOTAL	.590000	1,335.47	.00	1,068.38	.00	2,403.85	360.58	.00	.00	2,764.43
2001	M & O	.459300	350.99	.00	459.79	.00	810.78	94.68	.00	.00	905.46
	I & S	.060200	46.00	.00	60.26	.00	106.26	.00	.00	.00	106.26
	TOTAL	.519500	396.99	.00	520.05	.00	917.04	94.68	.00	.00	1,011.72
ALL	M & O		506,747.56	.00	14,352.54	.00	521,100.10	5,236.17	.00	.00	526,336.27
ALL	I & S		71,171.79	.00	1,996.45	.00	73,168.24	.00	.00	.00	73,168.24
ALL	TOTAL		577,919.35	.00	16,348.99	.00	594,268.34	5,236.17	.00	.00	599,504.51

YEAR	FUND	TAX RATE	LEVY PAID	DISCOUNT GIVEN	PENALTY INTEREST	TIF AMOUNT	DISBURSE TOTAL	ATTORNEY	OTHER FEES	REFUND AMOUNT	PAYMENT AMOUNT
2014	M & O	.530800	143,133,730.80	.00	1,491,266.07	3,334,141.66-	141,290,855.21	58,162.04	.00	.00	144,683,158.91
	I & S	.059200	15,963,670.04	.00	166,321.49	371,855.63-	15,758,135.90	.00	.00	.00	16,129,991.53
	TOTAL	.590000	159,097,400.84	.00	1,657,587.56	3,705,997.29-	157,048,991.11	58,162.04	.00	.00	160,813,150.44
2013	M & O	.520800	4,972,210.04	.00	1,038,869.45	41,307.61-	5,969,771.88	881,341.35	.00	.00	6,892,420.84
	I & S	.069200	660,669.75	.00	138,037.79	5,488.82-	793,218.72	.00	.00	.00	798,707.54
	TOTAL	.590000	5,632,879.79	.00	1,176,907.24	46,796.43-	6,762,990.60	881,341.35	.00	.00	7,691,128.38
2012	M & O	.523500	1,579,846.29	.00	518,023.51	92,549.78-	2,005,320.02	325,494.39	.00	.00	2,423,364.19
	I & S	.066500	200,686.75	.00	65,804.32	11,756.59-	254,734.48	.00	.00	.00	266,491.07
	TOTAL	.590000	1,780,533.04	.00	583,827.83	104,306.37-	2,260,054.50	325,494.39	.00	.00	2,689,855.26
2011	M & O	.522500	879,097.42	.00	363,478.79	6,632.10-	1,235,944.11	185,012.95	.00	.00	1,427,589.16
	I & S	.067500	113,567.34	.00	46,956.22	856.82-	159,666.74	.00	.00	.00	160,523.56
	TOTAL	.590000	992,664.76	.00	410,435.01	7,488.92-	1,395,610.85	185,012.95	.00	.00	1,588,112.72
2010	M & O	.510700	675,802.77	.00	327,909.49	2,777.01-	1,000,935.25	147,797.78	.00	.00	1,151,510.04
	I & S	.079300	104,936.50	.00	50,916.68	431.20-	155,421.98	.00	.00	.00	155,853.18
	TOTAL	.590000	780,739.27	.00	378,826.17	3,208.21-	1,156,357.23	147,797.78	.00	.00	1,307,363.22
2009	M & O	.512700	522,290.28	.00	288,319.66	1,430.73-	809,179.21	115,260.09	.00	.00	925,870.03
	I & S	.077300	78,745.73	.00	43,470.19	215.69-	122,000.23	.00	.00	.00	122,215.92
	TOTAL	.590000	601,036.01	.00	331,789.85	1,646.42-	931,179.44	115,260.09	.00	.00	1,048,085.95
2008	M & O	.519100	337,894.97	.00	253,527.25	1,226.15-	590,196.07	90,041.08	.00	.00	681,463.30
	I & S	.070900	46,151.11	.00	34,627.21	167.48-	80,610.84	.00	.00	.00	80,778.32
	TOTAL	.590000	384,046.08	.00	288,154.46	1,393.63-	670,806.91	90,041.08	.00	.00	762,241.62
2007	M & O	.515500	221,116.48	.00	199,901.24	231.61-	420,786.11	68,338.34	.00	.00	489,356.06
	I & S	.074500	31,955.69	.00	28,889.61	33.48-	60,811.82	.00	.00	.00	60,845.30
	TOTAL	.590000	253,072.17	.00	228,790.85	265.09-	481,597.93	68,338.34	.00	.00	550,201.36
2006	M & O	.520000	123,338.72	.00	125,350.52	24,135.68	272,824.92	38,092.20	.00	.00	286,781.44
	I & S	.070000	16,603.51	.00	16,874.09	3,249.02	36,726.62	.00	.00	.00	33,477.60
	TOTAL	.590000	139,942.23	.00	142,224.61	27,384.70	309,551.54	38,092.20	.00	.00	320,259.04
2005	M & O	.527100	91,092.13	.00	104,131.66	.00	195,223.79	30,606.08	.00	.00	225,829.87
	I & S	.062900	10,870.03	.00	12,426.17	.00	23,296.20	.00	.00	.00	23,296.20
	TOTAL	.590000	101,962.16	.00	116,557.83	.00	218,519.99	30,606.08	.00	.00	249,126.07
2004	M & O	.525800	74,265.85	.00	94,451.80	.00	168,717.65	26,978.57	.00	.00	195,696.22
	I & S	.064200	9,067.96	.00	11,532.64	.00	20,600.60	.00	.00	.00	20,600.60
	TOTAL	.590000	83,333.81	.00	105,984.44	.00	189,318.25	26,978.57	.00	.00	216,296.82
2003	M & O	.526800	58,563.35	.00	81,591.09	.00	140,154.44	22,670.67	.00	.00	162,825.11
	I & S	.063200	7,025.54	.00	9,788.38	.00	16,813.92	.00	.00	.00	16,813.92
	TOTAL	.590000	65,588.89	.00	91,379.47	.00	156,968.36	22,670.67	.00	.00	179,639.03

YEAR	FUND	TAX RATE	LEVY PAID	DISCOUNT GIVEN	PENALTY INTEREST	TIF AMOUNT	DISBURSE TOTAL	ATTORNEY	OTHER FEES	REFUND AMOUNT	PAYMENT AMOUNT
2002	M & O	.521500	49,270.38	.00	74,395.17	.00	123,665.55	20,333.05	.00	.00	143,998.60
	I & S	.068500	6,471.79	.00	9,771.86	.00	16,243.65	.00	.00	.00	16,243.65
	TOTAL	.590000	55,742.17	.00	84,167.03	.00	139,909.20	20,333.05	.00	.00	160,242.25
2001	M & O	.459300	37,306.18	.00	60,639.51	.00	97,945.69	16,042.91	.00	.00	113,988.60
	I & S	.060200	4,889.73	.00	7,948.12	.00	12,837.85	.00	.00	.00	12,837.85
	TOTAL	.519500	42,195.91	.00	68,587.63	.00	110,783.54	16,042.91	.00	.00	126,826.45
2000	M & O	.445400	29,722.81	.00	52,362.89	.00	82,085.70	13,564.08	.00	.00	95,649.78
	I & S	.055300	3,690.23	.00	6,501.28	.00	10,191.51	.00	.00	.00	10,191.51
	TOTAL	.500700	33,413.04	.00	58,864.17	.00	92,277.21	13,564.08	.00	.00	105,841.29
1999	M & O	.394300	22,405.73	.00	42,112.62	.00	64,518.35	10,759.95	.00	.00	75,278.30
	I & S	.052400	2,977.73	.00	5,596.60	.00	8,574.33	.00	.00	.00	8,574.33
	TOTAL	.446700	25,383.46	.00	47,709.22	.00	73,092.68	10,759.95	.00	.00	83,852.63
1998	M & O	.429400	24,694.16	.00	49,154.38	.00	73,848.54	11,334.14	.00	.00	85,182.68
	I & S	.017300	994.86	.00	1,980.36	.00	2,975.22	.00	.00	.00	2,975.22
	TOTAL	.446700	25,689.02	.00	51,134.74	.00	76,823.76	11,334.14	.00	.00	88,157.90
1997	M & O	.459500	21,712.15	.00	45,767.12	.00	67,479.27	10,244.67	.00	.00	77,723.94
	I & S	.015200	718.24	.00	1,513.89	.00	2,232.13	.00	.00	.00	2,232.13
	TOTAL	.474700	22,430.39	.00	47,281.01	.00	69,711.40	10,244.67	.00	.00	79,956.07
1996	M & O	.448600	15,387.30	.00	34,475.85	.00	49,863.15	7,620.44	.00	.00	57,483.59
	I & S	.016800	576.32	.00	1,291.07	.00	1,867.39	.00	.00	.00	1,867.39
	TOTAL	.465400	15,963.62	.00	35,766.92	.00	51,730.54	7,620.44	.00	.00	59,350.98
1995	M & O	.427600	11,899.80	.00	28,076.26	.00	39,976.06	6,129.22	.00	.00	46,105.28
	I & S	.018400	512.01	.00	1,208.09	.00	1,720.10	.00	.00	.00	1,720.10
	TOTAL	.446000	12,411.81	.00	29,284.35	.00	41,696.16	6,129.22	.00	.00	47,825.38
1994	M & O	.399300	9,603.04	.00	23,773.77	.00	33,376.81	5,026.67	.00	.00	38,403.48
	I & S	.014700	353.57	.00	875.26	.00	1,228.83	.00	.00	.00	1,228.83
	TOTAL	.414000	9,956.61	.00	24,649.03	.00	34,605.64	5,026.67	.00	.00	39,632.31
1993	M & O	.395600	5,021.87	.00	12,936.56	.00	17,958.43	2,596.65	.00	.00	20,555.08
	I & S	.011500	145.98	.00	376.01	.00	521.99	.00	.00	.00	521.99
	TOTAL	.407100	5,167.85	.00	13,312.57	.00	18,480.42	2,596.65	.00	.00	21,077.07
1992	M & O	.382800	4,056.27	.00	11,079.67	.00	15,135.94	2,347.10	.00	.00	17,483.04
	I & S	.016100	170.62	.00	466.02	.00	636.64	.00	.00	.00	636.64
	TOTAL	.398900	4,226.89	.00	11,545.69	.00	15,772.58	2,347.10	.00	.00	18,119.68
1991	M & O	.362600	3,239.14	.00	9,216.20	.00	12,455.34	1,932.26	.00	.00	14,387.60
	I & S	.015100	134.87	.00	383.82	.00	518.69	.00	.00	.00	518.69
	TOTAL	.377700	3,374.01	.00	9,600.02	.00	12,974.03	1,932.26	.00	.00	14,906.29

YEAR	FUND	TAX RATE	LEVY PAID	DISCOUNT GIVEN	PENALTY INTEREST	TIF AMOUNT	DISBURSE TOTAL	ATTORNEY	OTHER FEES	REFUND AMOUNT	PAYMENT AMOUNT
1990	M & O	.360900	2,193.93	.00	6,475.72	.00	8,669.65	1,317.49	.00	.00	9,987.14
	I & S	.010400	63.20	.00	186.60	.00	249.80	.00	.00	.00	249.80
	TOTAL	.371300	2,257.13	.00	6,662.32	.00	8,919.45	1,317.49	.00	.00	10,236.94
1989	M & O	.369000	1,784.79	.00	5,494.19	.00	7,278.98	1,088.24	.00	.00	8,367.22
	I & S	.002500	12.10	.00	37.21	.00	49.31	.00	.00	.00	49.31
	TOTAL	.371500	1,796.89	.00	5,531.40	.00	7,328.29	1,088.24	.00	.00	8,416.53
1988	M & O	.358000	1,004.97	.00	3,169.58	.00	4,174.55	618.68	.00	.00	4,793.23
	I & S	.003500	9.82	.00	30.99	.00	40.81	.00	.00	.00	40.81
	TOTAL	.361500	1,014.79	.00	3,200.57	.00	4,215.36	618.68	.00	.00	4,834.04
1987	M & O	.277800	1,111.54	.00	3,678.52	.00	4,790.06	714.94	.00	.00	5,505.00
	I & S	.000000	.00	.00	.00	.00	.00	.00	.00	.00	.00
	TOTAL	.277800	1,111.54	.00	3,678.52	.00	4,790.06	714.94	.00	.00	5,505.00
1986	M & O	.268300	645.69	.00	2,240.02	.00	2,885.71	434.47	.00	.00	3,320.18
	I & S	.001000	2.42	.00	8.36	.00	10.78	.00	.00	.00	10.78
	TOTAL	.269300	648.11	.00	2,248.38	.00	2,896.49	434.47	.00	.00	3,330.96
1985	M & O	.232000	520.99	.00	1,872.80	.00	2,393.79	363.72	.00	.00	2,757.51
	I & S	.003000	6.74	.00	24.23	.00	30.97	.00	.00	.00	30.97
	TOTAL	.235000	527.73	.00	1,897.03	.00	2,424.76	363.72	.00	.00	2,788.48
1984	M & O	.334000	359.93	.00	1,332.42	.00	1,692.35	256.14	.00	.00	1,948.49
	I & S	.003000	3.22	.00	11.96	.00	15.18	.00	.00	.00	15.18
	TOTAL	.337000	363.15	.00	1,344.38	.00	1,707.53	256.14	.00	.00	1,963.67
1983	M & O	.348000	356.36	.00	1,358.38	.00	1,714.74	256.43	.00	.00	1,971.17
	I & S	.005000	5.12	.00	19.51	.00	24.63	.00	.00	.00	24.63
	TOTAL	.353000	361.48	.00	1,377.89	.00	1,739.37	256.43	.00	.00	1,995.80
1982	M & O	.334000	153.73	.00	606.29	.00	760.02	114.00	.00	.00	874.02
	I & S	.000000	.00	.00	.00	.00	.00	.00	.00	.00	.00
	TOTAL	.334000	153.73	.00	606.29	.00	760.02	114.00	.00	.00	874.02
1981	M & O	.334000	.57	.00	2.30	.00	2.87	.43	.00	.00	3.30
	I & S	.000000	.00	.00	.00	.00	.00	.00	.00	.00	.00
	TOTAL	.334000	.57	.00	2.30	.00	2.87	.43	.00	.00	3.30
1980	M & O	.300000	.50	.00	2.03	.00	2.53	.38	.00	.00	2.91
	I & S	.000000	.00	.00	.00	.00	.00	.00	.00	.00	.00
	TOTAL	.300000	.50	.00	2.03	.00	2.53	.38	.00	.00	2.91

07/06/2015 23:16:17 1948202
 TC298-D SELECTION: SYSTEM
 RECEIPT DATE: ALL

TAX COLLECTION SYSTEM
 DEPOSIT DISTRIBUTION
 FROM: 07/01/2014 THRU 06/30/2015
 JURISDICTION: 0001 HIDALGO COUNTY

PAGE: 4
 INCLUDES AG ROLLBACK

YEAR	FUND	TAX RATE	LEVY PAID	DISCOUNT GIVEN	PENALTY INTEREST	TIF AMOUNT	DISBURSE TOTAL	ATTORNEY	OTHER FEES	REFUND AMOUNT	PAYMENT AMOUNT
ALL	M & O		152,911,700.93	.00	5,357,042.78	3,456,160.97-	154,812,582.74	2,102,891.60	.00	.00	160,371,635.31
ALL	I & S		17,265,688.52	.00	663,876.03	387,556.69-	17,542,007.86	.00	.00	.00	17,929,564.55
ALL	TOTAL		170,177,389.45	.00	6,020,918.81	3,843,717.66-	172,354,590.60	2,102,891.60	.00	.00	178,301,199.86
DLQ	M & O		9,777,970.13	.00	3,865,776.71	122,019.31-	13,521,727.53	2,044,729.56	.00	.00	15,688,476.40
DLQ	I & S		1,302,018.48	.00	497,554.54	15,701.06-	1,783,871.96	.00	.00	.00	1,799,573.02
DLQ	TOTAL		11,079,988.61	.00	4,363,331.25	137,720.37-	15,305,599.49	2,044,729.56	.00	.00	17,488,049.42
CURR	M & O		143,133,730.80	.00	1,491,266.07	3,334,141.66-	141,290,855.21	58,162.04	.00	.00	144,683,158.91
CURR	I & S		15,963,670.04	.00	166,321.49	371,855.63-	15,758,135.90	.00	.00	.00	16,129,991.53
CURR	TOTAL		159,097,400.84	.00	1,657,587.56	3,705,997.29-	157,048,991.11	58,162.04	.00	.00	160,813,150.44

PART 2

**ROAD/STATE ANNUAL TAX COLLECTIONS
REPORT**

**PABLO "PAUL" VILLARREAL JR., TAX ASSR & COLL
HIDALGO COUNTY ENTITIES ANNUAL TAX REPORT
JULY 01, 2014 THRU JUNE 30, 2015**

TAX COLLECTIONS	BASE	PEN & INT	ATTY FEE	
ROAD DIST #2				
DELINQUENT	0.09	0.39	0.07	
TOTALS	<u>0.09</u>	<u>0.39</u>	<u>0.07</u>	0.55
ROAD DIST #5				
DELINQUENT	649.04	1,472.97	306.11	
TOTALS	<u>649.04</u>	<u>1,472.97</u>	<u>306.11</u>	2,428.12
ROAD DIST #11				
DELINQUENT	-	-	-	
TOTALS	<u>-</u>	<u>-</u>	<u>-</u>	-
ROAD DIST #15				
DELINQUENT	50.65	170.13	32.57	
TOTALS	<u>50.65</u>	<u>170.13</u>	<u>32.57</u>	253.35
STATE DIST				
DELINQUENT	-	-	-	
TOTALS	<u>-</u>	<u>-</u>	<u>-</u>	-
SPECIAL INVENTORY VARIANCE			-	
OTHER REVENUE TOTALS			<u>-</u>	-
TOTAL COLLECTED 2014-2015 HIDALGO COUNTY ENTITIES				<u>2,682.02</u>

DISBURSEMENTS

ATTORNEY FEES	338.75
PRIOR YEAR REFUNDS	-

RECAP


TOTAL DELINQUENT BASE	699.78
TOTAL PENALTY & INTEREST	<u>1,643.49</u>
TOTAL TAX COLLECTIONS	2,343.27
TOTAL ATTORNEY FEES	<u>338.75</u>
OTHER REVENUE TOTALS	<u>-</u>

DISBURSEMENTS (CONT')

TOTAL	2,682.02	
LESS REFUNDS DISBURSED THRU FISCAL YEAR	-	
TOTAL COLLECTED 2014/2015	2,682.02	
LESS ATTY FEE	338.75	
TOTAL REVENUE DISBURSED TO HIDALGO COUNTY ENTITIES		<u>2,343.27</u>
TOTAL DISBURSED 2014-2015 HIDALGO COUNTY ENTITIES		<u>2,682.02</u>
	DIFF.	-

AFFIDAVIT


I, PABLO "PAUL" VILLARREAL JR., TAX ASSESSOR-COLLECTOR OF TAXES FOR HIDALGO COUNTY ENTITIES DO SOLEMNLY SWEAR THAT THE ABOVE STATEMENT OF TAXES COLLECTED BY ME FOR THE FISCAL YEAR ENDING 2014-2015 IS CORRECT.



ASSESSOR-COLLECTOR OF TAXES FOR HIDALGO COUNTY ENTITIES



SWORN AND SUBSCRIBED BEFORE ME THIS 19TH DAY OF AUGUST 2015



NOTARY PUBLIC, HIDALGO COUNTY, TEXAS



YEAR	FUND	TAX RATE	LEVY PAID	DISCOUNT GIVEN	PENALTY INTEREST	TIF AMOUNT	DISBURSE TOTAL	ATTORNEY	OTHER FEES	REFUND AMOUNT	PAYMENT AMOUNT
1999	M & O	.000000	.00	.00	.00	.00	.00	28.16	.00	.00	28.16
	I & S	.010900	64.83	.00	123.72	.00	188.55	.00	.00	.00	188.55
	TOTAL	.010900	64.83	.00	123.72	.00	188.55	28.16	.00	.00	216.71
1998	M & O	.000000	.00	.00	.00	.00	.00	52.24	.00	.00	52.24
	I & S	.019500	121.79	.00	240.91	.00	362.70	.00	.00	.00	362.70
	TOTAL	.019500	121.79	.00	240.91	.00	362.70	52.24	.00	.00	414.94
1997	M & O	.000000	.00	.00	.00	.00	.00	53.81	.00	.00	53.81
	I & S	.023000	123.71	.00	255.00	.00	378.71	.00	.00	.00	378.71
	TOTAL	.023000	123.71	.00	255.00	.00	378.71	53.81	.00	.00	432.52
1996	M & O	.000000	.00	.00	.00	.00	.00	39.82	.00	.00	39.82
	I & S	.025000	86.12	.00	191.26	.00	277.38	.00	.00	.00	277.38
	TOTAL	.025000	86.12	.00	191.26	.00	277.38	39.82	.00	.00	317.20
1995	M & O	.000000	.00	.00	.00	.00	.00	42.70	.00	.00	42.70
	I & S	.025000	91.54	.00	210.87	.00	302.41	.00	.00	.00	302.41
	TOTAL	.025000	91.54	.00	210.87	.00	302.41	42.70	.00	.00	345.11
1994	M & O	.000000	.00	.00	.00	.00	.00	26.95	.00	.00	26.95
	I & S	.020000	54.48	.00	133.42	.00	187.90	.00	.00	.00	187.90
	TOTAL	.020000	54.48	.00	133.42	.00	187.90	26.95	.00	.00	214.85
1993	M & O	.000000	.00	.00	.00	.00	.00	11.15	.00	.00	11.15
	I & S	.020000	22.30	.00	56.17	.00	78.47	.00	.00	.00	78.47
	TOTAL	.020000	22.30	.00	56.17	.00	78.47	11.15	.00	.00	89.62
1992	M & O	.000000	.00	.00	.00	.00	.00	15.06	.00	.00	15.06
	I & S	.020000	26.73	.00	73.68	.00	100.41	.00	.00	.00	100.41
	TOTAL	.020000	26.73	.00	73.68	.00	100.41	15.06	.00	.00	115.47
1991	M & O	.000000	.00	.00	.00	.00	.00	5.30	.00	.00	5.30
	I & S	.010000	9.12	.00	26.13	.00	35.25	.00	.00	.00	35.25
	TOTAL	.010000	9.12	.00	26.13	.00	35.25	5.30	.00	.00	40.55
1990	M & O	.010000	5.39	.00	15.83	.00	21.22	3.10	.00	.00	24.32
	I & S	.000000	.00	.00	.00	.00	.00	.00	.00	.00	.00
	TOTAL	.010000	5.39	.00	15.83	.00	21.22	3.10	.00	.00	24.32
1989	M & O	.020000	8.04	.00	24.89	.00	32.93	4.94	.00	.00	37.87
	I & S	.000000	.00	.00	.00	.00	.00	.00	.00	.00	.00
	TOTAL	.020000	8.04	.00	24.89	.00	32.93	4.94	.00	.00	37.87
1988	M & O	.000000	.00	.00	.00	.00	.00	2.58	.00	.00	2.58
	I & S	.020000	5.11	.00	15.58	.00	20.69	.00	.00	.00	20.69
	TOTAL	.020000	5.11	.00	15.58	.00	20.69	2.58	.00	.00	23.27

YEAR	FUND	TAX RATE	LEVY PAID	DISCOUNT GIVEN	PENALTY INTEREST	TIF AMOUNT	DISBURSE TOTAL	ATTORNEY	OTHER FEES	REFUND AMOUNT	PAYMENT AMOUNT
1999	M & O	.000000	.00	.00	.00	.00	.00	28.16	.00	.00	28.16
	I & S	.010900	64.83	.00	123.72	.00	188.55	.00	.00	.00	188.55
	TOTAL	.010900	64.83	.00	123.72	.00	188.55	28.16	.00	.00	216.71
1998	M & O	.000000	.00	.00	.00	.00	.00	52.24	.00	.00	52.24
	I & S	.019500	121.79	.00	240.91	.00	362.70	.00	.00	.00	362.70
	TOTAL	.019500	121.79	.00	240.91	.00	362.70	52.24	.00	.00	414.94
1997	M & O	.000000	.00	.00	.00	.00	.00	53.81	.00	.00	53.81
	I & S	.023000	123.71	.00	255.00	.00	378.71	.00	.00	.00	378.71
	TOTAL	.023000	123.71	.00	255.00	.00	378.71	53.81	.00	.00	432.52
1996	M & O	.000000	.00	.00	.00	.00	.00	39.82	.00	.00	39.82
	I & S	.025000	86.12	.00	191.26	.00	277.38	.00	.00	.00	277.38
	TOTAL	.025000	86.12	.00	191.26	.00	277.38	39.82	.00	.00	317.20
1995	M & O	.000000	.00	.00	.00	.00	.00	42.70	.00	.00	42.70
	I & S	.025000	91.54	.00	210.87	.00	302.41	.00	.00	.00	302.41
	TOTAL	.025000	91.54	.00	210.87	.00	302.41	42.70	.00	.00	345.11
1994	M & O	.000000	.00	.00	.00	.00	.00	26.95	.00	.00	26.95
	I & S	.020000	54.48	.00	133.42	.00	187.90	.00	.00	.00	187.90
	TOTAL	.020000	54.48	.00	133.42	.00	187.90	26.95	.00	.00	214.85
1993	M & O	.000000	.00	.00	.00	.00	.00	11.15	.00	.00	11.15
	I & S	.020000	22.30	.00	56.17	.00	78.47	.00	.00	.00	78.47
	TOTAL	.020000	22.30	.00	56.17	.00	78.47	11.15	.00	.00	89.62
1992	M & O	.000000	.00	.00	.00	.00	.00	15.06	.00	.00	15.06
	I & S	.020000	26.73	.00	73.68	.00	100.41	.00	.00	.00	100.41
	TOTAL	.020000	26.73	.00	73.68	.00	100.41	15.06	.00	.00	115.47
1991	M & O	.000000	.00	.00	.00	.00	.00	5.30	.00	.00	5.30
	I & S	.010000	9.12	.00	26.13	.00	35.25	.00	.00	.00	35.25
	TOTAL	.010000	9.12	.00	26.13	.00	35.25	5.30	.00	.00	40.55
1990	M & O	.010000	5.39	.00	15.83	.00	21.22	3.10	.00	.00	24.32
	I & S	.000000	.00	.00	.00	.00	.00	.00	.00	.00	.00
	TOTAL	.010000	5.39	.00	15.83	.00	21.22	3.10	.00	.00	24.32
1989	M & O	.020000	8.04	.00	24.89	.00	32.93	4.94	.00	.00	37.87
	I & S	.000000	.00	.00	.00	.00	.00	.00	.00	.00	.00
	TOTAL	.020000	8.04	.00	24.89	.00	32.93	4.94	.00	.00	37.87
1988	M & O	.000000	.00	.00	.00	.00	.00	2.58	.00	.00	2.58
	I & S	.020000	5.11	.00	15.58	.00	20.69	.00	.00	.00	20.69
	TOTAL	.020000	5.11	.00	15.58	.00	20.69	2.58	.00	.00	23.27

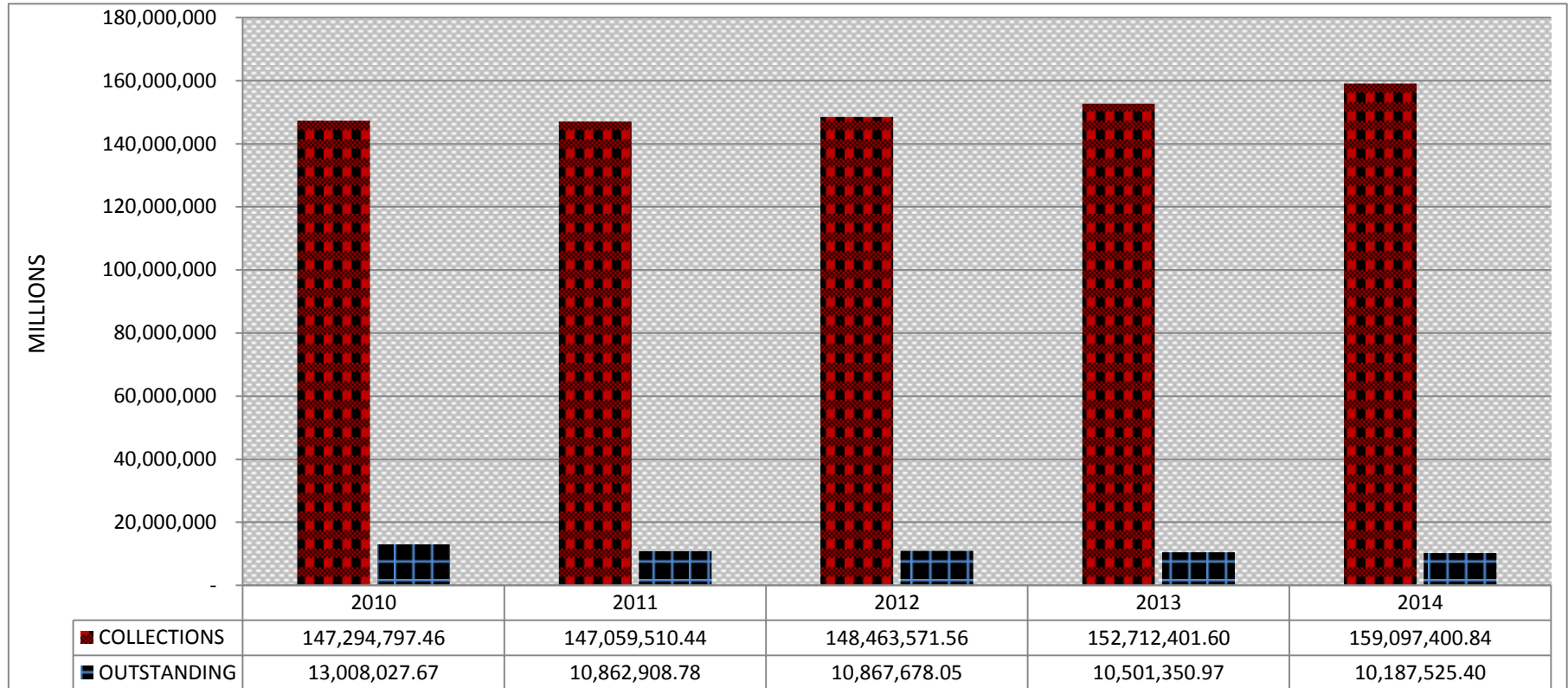
PART 3

CURRENT/DELINQUENT COLLECTIONS REPORT

**PABLO "PAUL" VILLARREAL JR., ASSESSOR/COLLECTOR
HIDALGO COUNTY
TAX COLLECTION REPORT**

<u>AD VALOREM - HIDALGO COUNTY</u>	<u>2014-2015</u>	<u>2013-2014</u>	<u>DIFFERENCE</u>
<u>2014 CURRENT</u>			
ORIGINAL LEVY	167,256,801.76	163,168,241.08	4,088,560.68
MODIFICATIONS	2,028,124.48	45,511.49	1,982,612.99
CURRENT LEVY	169,284,926.24	163,213,752.57	6,071,173.67
CURRENT COLLECTIONS THIS MONTH	1,669,749.00	1,818,120.26	(148,371.26)
CURRENT COLLECTIONS TO DATE	159,097,400.84	152,712,401.60	6,384,999.24
OUTSTANDING TO DATE	10,187,525.40	10,501,350.97	(313,825.57)
PERCENT COLLECTED/ORIGINAL	95.12%	93.59%	1.53%
PERCENT COLLECTED/MODIFIED	93.98%	93.57%	0.41%
 TOTAL COLLECTIONS FISCAL YEAR	 159,097,400.84	 152,712,401.60	

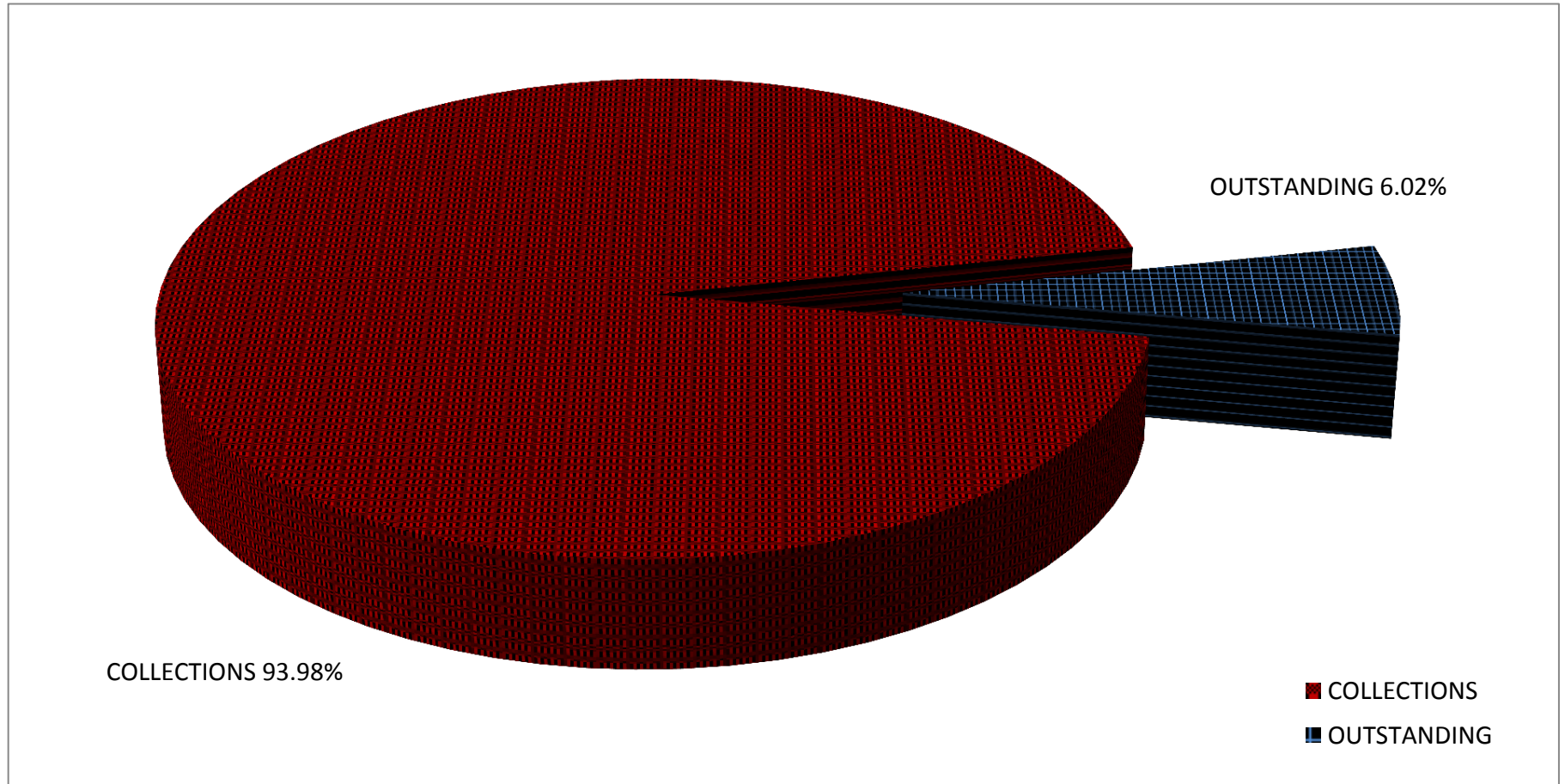
HIDALGO COUNTY CURRENT TAX COLLECTION 5-YEAR COMPARISON CHART JULY 1ST - JUNE 30TH



YEAR	ORIGINAL LEVY	MODIFICATIONS	ADJUSTED LEVY	COLLECTIONS	OUTSTANDING	PERCENT
2010	160,318,223.74	(15,398.61)	160,302,825.13	147,294,797.46	13,008,027.67	91.89%
2011	158,157,251.97	(234,832.75)	157,922,419.22	147,059,510.44	10,862,908.78	93.12%
2012	159,570,083.70	(238,834.09)	159,331,249.61	148,463,571.56	10,867,678.05	93.18%
2013	163,168,241.08	45,511.49	163,213,752.57	152,712,401.60	10,501,350.97	93.57%
2014	167,256,801.76	2,028,124.48	169,284,926.24	159,097,400.84	10,187,525.40	93.98%

Pablo "Paul" Villarreal Jr., PCC - Hidalgo County Tax Assr/Coll
Hidalgo County, Texas

HIDALGO COUNTY
2014 CURRENT TAX COLLECTION
JULY 1ST - JUNE 30TH

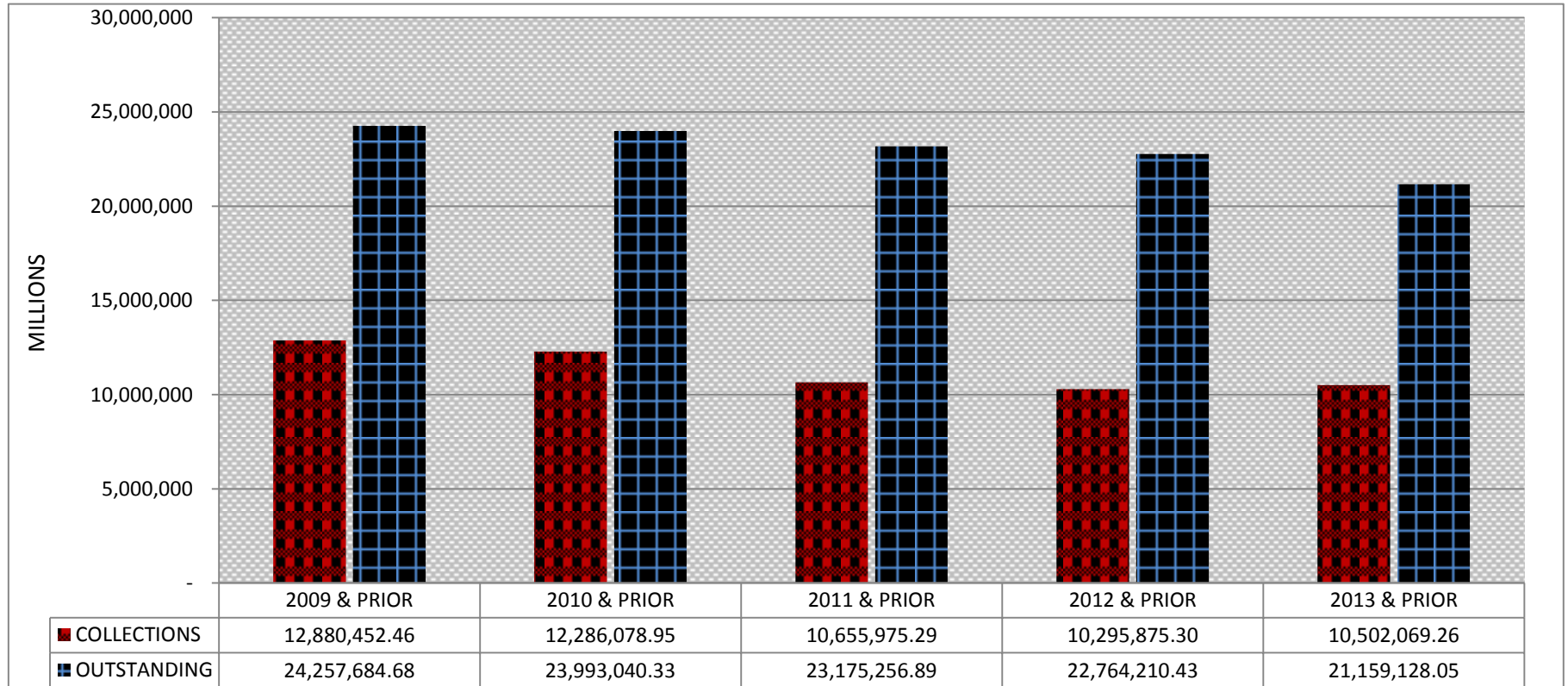


YEAR	ORIGINAL LEVY	MODIFICATIONS	ADJUSTED LEVY	COLLECTIONS	OUTSTANDING	PERCENT
2014	167,256,801.76	2,028,124.48	169,284,926.24	159,097,400.84	10,187,525.40	93.98%

**PABLO "PAUL" VILLARREAL JR., ASSESSOR/COLLECTOR
HIDALGO COUNTY
TAX COLLECTION REPORT**

<u>AD VALOREM - HIDALGO COUNTY</u>	<u>2013 & PRIOR</u>	<u>2012 & PRIOR</u>	<u>DIFFERENCE</u>
<u>DELINQUENT</u>			
ORIGINAL LEVY	33,265,561.40	34,042,934.94	(777,373.54)
MODIFICATIONS	(1,604,364.09)	(982,849.21)	(621,514.88)
DELINQUENT LEVY	31,661,197.31	33,060,085.73	(1,398,888.42)
DELINQUENT COLLECTIONS THIS MONTH	630,407.50	712,805.66	(82,398.16)
DELINQUENT COLLECTIONS TO DATE	10,502,069.26	10,295,875.30	206,193.96
OUTSTANDING TO DATE	21,159,128.05	22,764,210.43	(1,605,082.38)
PERCENT COLLECTED/ORIGINAL	31.57%	30.24%	1.33%
PERCENT COLLECTED/MODIFIED	33.17%	31.14%	2.03%
 TOTAL COLLECTIONS FISCAL YEAR	 10,502,069.26	 10,295,875.30	

HIDALGO COUNTY DELINQUENT TAX COLLECTION 5-YEAR COMPARISON CHART JULY 1ST - JUNE 30TH



YEAR	ORIGINAL LEVY	MODIFICATIONS	ADJUSTED LEVY	COLLECTIONS	OUTSTANDING	PERCENT
2009 & PRIOR	38,313,467.69	(1,175,330.55)	37,138,137.14	12,880,452.46	24,257,684.68	34.68%
2010 & PRIOR	37,265,712.35	(986,593.07)	36,279,119.28	12,286,078.95	23,993,040.33	33.87%
2011 & PRIOR	34,855,949.11	(1,024,716.93)	33,831,232.18	10,655,975.29	23,175,256.89	31.50%
2012 & PRIOR	34,042,934.94	(982,849.21)	33,060,085.73	10,295,875.30	22,764,210.43	31.14%
2013 & PRIOR	33,265,561.40	(1,604,364.09)	31,661,197.31	10,502,069.26	21,159,128.05	33.17%

PABLO "PAUL" VILLARREAL JR., ASSESSOR/COLLECTOR
HIDALGO COUNTY
TAX COLLECTION REPORT

<u>AD VALOREM - HIDALGO COUNTY</u>	<u>2014-2015</u>	<u>2013-2014</u>	<u>DIFFERENCE</u>
<u>ROLLBACK</u>			
ORIGINAL LEVY	244,763.41	292,684.53	(47,921.12)
MODIFICATIONS	433,550.37	383,847.88	49,702.49
ROLLBACK LEVY	678,313.78	676,532.41	1,781.37
ROLLBACK COLLECTIONS THIS MONTH	25,269.91	35,343.89	(10,073.98)
ROLLBACK COLLECTIONS TO DATE	577,919.35	431,769.00	146,150.35
OUTSTANDING TO DATE	100,394.43	244,763.41	(144,368.98)
PERCENT COLLECTED/ORIGINAL	236.11%	147.52%	88.59%
PERCENT COLLECTED/MODIFIED	85.20%	63.82%	21.38%
TOTAL COLLECTIONS FISCAL YEAR	577,919.35	431,769.00	

PART 4

RECAP REPORT

JURISDICTION: 0001 HIDALGO COUNTY

	CERT TAXABLE VALUE	ADJUSTMENTS	ADJ TAX VALUE	TAX RATE	TAX LEVY	PAID ACCTS
CURRENT YEAR	28,613,115,990	351,434,503	28,964,550,493	0.590000	169,284,926.24	293,371

YEAR	TAXES DUE	MONTH ADJ	ADJUSTMENT YTD	LEVY PAID	PAID YTD	BALANCE	COLL %	YTD UNCOLL
2014	167,256,801.76	2,028,124.48	2,028,124.48	159,097,400.84	159,097,400.84	10,187,525.40	93.98	8,454.04-
	ADJUSTMENT REFUNDS	205,625.37-	205,625.37-					
2013	10,501,350.97	421,283.92-	421,283.92-	5,557,476.90	5,557,476.90	4,522,590.15	55.13	40,077.75-
	ADJUSTMENT REFUNDS	220,554.64-	220,554.64-					
2012	4,979,298.24	234,757.30-	234,757.30-	1,683,260.08	1,683,260.08	3,061,280.86	35.48	49,652.11-
	ADJUSTMENT REFUNDS	60,836.58-	60,836.58-					
2011	3,260,510.03	85,024.36-	85,024.36-	881,974.41	881,974.41	2,293,511.26	27.77	51,887.37-
	ADJUSTMENT REFUNDS	21,527.26-	21,527.26-					
2010	2,746,124.92	77,044.74-	77,044.74-	646,845.70	646,845.70	2,022,234.48	24.23	54,828.72-
	ADJUSTMENT REFUNDS	14,134.91-	14,134.91-					
2009	2,313,587.41	192,249.59-	192,249.59-	473,386.89	473,386.89	1,647,950.93	22.32	54,805.21-
	ADJUSTMENT REFUNDS	8,736.44-	8,736.44-					
2008	1,748,286.35	43,370.28-	43,370.28-	360,130.76	360,130.76	1,344,785.31	21.12	44,101.71-
	ADJUSTMENT REFUNDS	233.68-	233.68-					
2007	1,426,545.18	45,661.85-	45,661.85-	247,282.20	247,282.20	1,133,601.13	17.91	33,794.24-
	ADJUSTMENT REFUNDS	2,021.28-	2,021.28-					
2006	1,074,118.87	37,924.29-	37,924.29-	138,369.52	138,369.52	897,825.06	13.35	29,411.94-
	ADJUSTMENT REFUNDS	54.43-	54.43-					
2005	888,882.07	34,703.38-	34,703.38-	100,626.69	100,626.69	753,552.00	11.78	25,901.42-
	ADJUSTMENT REFUNDS	95.92-	95.92-					
2004	790,801.13	39,341.20-	39,341.20-	83,333.81	83,333.81	668,126.12	11.09	24,261.38-
	ADJUSTMENT REFUNDS	146.25-	146.25-					
2003	611,900.93	34,639.15-	34,639.15-	65,588.89	65,588.89	511,672.89	11.36	17,286.07-
2002	551,283.48	36,292.42-	36,292.42-	55,742.17	55,742.17	459,248.89	10.82	19,806.84-
2001	458,161.80	65,272.49-	65,272.49-	41,798.92	41,798.92	351,090.39	10.64	17,824.55-
2000	381,191.64	38,060.46-	38,060.46-	33,413.04	33,413.04	309,718.14	9.74	16,069.81-
1999	271,746.97	28,469.24-	28,469.24-	25,383.46	25,383.46	217,894.27	10.43	11,781.11-
1998	241,753.72	21,536.79-	21,536.79-	25,689.02	25,689.02	194,527.91	11.67	6,314.31-
1997	217,966.21	23,777.69-	23,777.69-	22,430.39	22,430.39	171,758.13	11.55	5,132.39-
1996	179,584.96	23,508.50-	23,508.50-	15,963.62	15,963.62	140,112.84	10.23	4,193.28-
1995	158,570.56	24,357.31-	24,357.31-	12,411.81	12,411.81	121,801.44	9.25	3,260.40-
1994	129,389.81	21,498.78-	21,498.78-	9,956.61	9,956.61	97,934.42	9.23	2,053.63-
1993	334,506.15	75,590.35-	75,590.35-	21,004.37	21,004.37	237,911.43	8.11	6,562.36-
****	200,522,363.16	423,760.39	423,760.39	169,599,470.10	169,599,470.10	31,346,653.45		527,460.64-
	ADJUSTMENT REFUNDS	533,966.76-	533,966.76-					

FISCAL START: 07/01/2014 END: 06/30/2015 JURISDICTION: 0001 HIDALGO COUNTY

	CERT TAXABLE VALUE	ADJUSTMENTS	ADJ TAX VALUE	TAX RATE	TAX LEVY	PAID ACCTS
CURRENT YEAR	28,613,115,990	351,434,503	28,964,550,493	00.590000	169,284,926.24	293,371

YEAR	TAXES DUE	MONTH ADJ	ADJUSTMENT YTD	LEVY PAID	PAID YTD	BALANCE	COLL %	YTD UNCOLL
2014	167,256,801.76	2,028,124.48	2,028,124.48	159,097,400.84	159,097,400.84	10,187,525.40	93.98	8,454.04-
2013	10,501,350.97	421,283.92-	421,283.92-	5,557,476.90	5,557,476.90	4,522,590.15	55.13	40,077.75-
2012	4,979,298.24	234,757.30-	234,757.30-	1,683,260.08	1,683,260.08	3,061,280.86	35.48	49,652.11-
2011	3,260,510.03	85,024.36-	85,024.36-	881,974.41	881,974.41	2,293,511.26	27.77	51,887.37-
2010	2,746,124.92	77,044.74-	77,044.74-	646,845.70	646,845.70	2,022,234.48	24.23	54,828.72-
2009	2,313,587.41	192,249.59-	192,249.59-	473,386.89	473,386.89	1,647,950.93	22.32	54,805.21-
2008	1,748,286.35	43,370.28-	43,370.28-	360,130.76	360,130.76	1,344,785.31	21.12	44,101.71-
2007	1,426,545.18	45,661.85-	45,661.85-	247,282.20	247,282.20	1,133,601.13	17.91	33,794.24-
2006	1,074,118.87	37,924.29-	37,924.29-	138,369.52	138,369.52	897,825.06	13.35	29,411.94-
2005	888,882.07	34,703.38-	34,703.38-	100,626.69	100,626.69	753,552.00	11.78	25,901.42-
2004	790,801.13	39,341.20-	39,341.20-	83,333.81	83,333.81	668,126.12	11.09	24,261.38-
2003	611,900.93	34,639.15-	34,639.15-	65,588.89	65,588.89	511,672.89	11.36	17,286.07-
2002	551,283.48	36,292.42-	36,292.42-	55,742.17	55,742.17	459,248.89	10.82	19,806.84-
2001	458,161.80	65,272.49-	65,272.49-	41,798.92	41,798.92	351,090.39	10.64	17,824.55-
2000	381,191.64	38,060.46-	38,060.46-	33,413.04	33,413.04	309,718.14	9.74	16,069.81-
1999	271,746.97	28,469.24-	28,469.24-	25,383.46	25,383.46	217,894.27	10.43	11,781.11-
1998	241,753.72	21,536.79-	21,536.79-	25,689.02	25,689.02	194,527.91	11.67	6,314.31-
1997	217,966.21	23,777.69-	23,777.69-	22,430.39	22,430.39	171,758.13	11.55	5,132.39-
1996	179,584.96	23,508.50-	23,508.50-	15,963.62	15,963.62	140,112.84	10.23	4,193.28-
1995	158,570.56	24,357.31-	24,357.31-	12,411.81	12,411.81	121,801.44	9.25	3,260.40-
1994	129,389.81	21,498.78-	21,498.78-	9,956.61	9,956.61	97,934.42	9.23	2,053.63-
1993	334,506.15	75,590.35-	75,590.35-	21,004.37	21,004.37	237,911.43	8.11	6,562.36-
****	200,522,363.16	423,760.39	423,760.39	169,599,470.10	169,599,470.10	31,346,653.45		527,460.64-

TAX COLLECTION SYSTEM
TAX COLLECTOR MONTHLY REPORT
FROM 07/01/2014 TO 06/30/2015

JURISDICTION: 0001 HIDALGO COUNTY

	CERT TAXABLE VALUE	ADJUSTMENTS	ADJ TAX VALUE	TAX RATE	TAX LEVY	PAID ACCTS
CURRENT YEAR	0	0	0	0.590000	11,227.48	2

YEAR	TAXES DUE	MONTH ADJ	ADJUSTMENT YTD	LEVY PAID	PAID YTD	BALANCE	COLL %	YTD UNCOLL
2014	0.00	11,227.48	11,227.48	0.00	0.00	11,227.48		0.00
ADJUSTMENT REFUNDS		205,625.37-	205,625.37-					
2013	16,310.04	75,470.10	75,470.10	75,402.89	75,402.89	16,377.25	82.16	0.00
ADJUSTMENT REFUNDS		220,554.64-	220,554.64-					
2012	41,222.57	73,719.15	73,719.15	97,272.96	97,272.96	17,668.76	84.63	0.00
ADJUSTMENT REFUNDS		60,836.58-	60,836.58-					
2011	51,144.02	80,819.49	80,819.49	110,690.35	110,690.35	21,273.16	83.88	0.00
ADJUSTMENT REFUNDS		21,527.26-	21,527.26-					
2010	43,889.40	111,376.88	111,376.88	133,893.57	133,893.57	21,372.71	86.23	0.00
ADJUSTMENT REFUNDS		14,134.91-	14,134.91-					
2009	45,843.26	88,809.45	88,809.45	127,649.12	127,649.12	7,003.59	94.80	0.00
ADJUSTMENT REFUNDS		8,736.44-	8,736.44-					
2008	32,495.91	6,836.03-	6,836.03-	23,915.32	23,915.32	1,744.56	93.20	0.00
ADJUSTMENT REFUNDS		233.68-	233.68-					
2007	7,647.30	516.56-	516.56-	5,789.97	5,789.97	1,340.77	81.20	0.00
ADJUSTMENT REFUNDS		2,021.28-	2,021.28-					
2006	2,623.32	519.59-	519.59-	1,572.71	1,572.71	531.02	74.76	0.00
ADJUSTMENT REFUNDS		54.43-	54.43-					
2005	1,652.94	.00	0.00	1,335.47	1,335.47	317.47	80.79	0.00
ADJUSTMENT REFUNDS		95.92-	95.92-					
2004	337.67	.00	0.00	0.00	0.00	337.67		0.00
ADJUSTMENT REFUNDS		146.25-	146.25-					
2003	248.87	.00	0.00	0.00	0.00	248.87		0.00
2002	100.56	.00	0.00	0.00	0.00	100.56		0.00
2001	396.99	.00	0.00	396.99	396.99	0.00		0.00
1997	0.00	.00	0.00	0.00	0.00	0.00		0.00
1994	850.56	.00	0.00	0.00	0.00	850.56		0.00
****	244,763.41	433,550.37	433,550.37	577,919.35	577,919.35	100,394.43		0.00
ADJUSTMENT REFUNDS		533,966.76-	533,966.76-					

FISCAL START: 07/01/2014 END: 06/30/2015 JURISDICTION: 0001 HIDALGO COUNTY

	CERT TAXABLE VALUE	ADJUSTMENTS	ADJ TAX VALUE	TAX RATE	TAX LEVY	PAID ACCTS
CURRENT YEAR	0	0	0	00.590000	11,227.48	2

YEAR	TAXES DUE	MONTH ADJ	ADJUSTMENT YTD	LEVY PAID	PAID YTD	BALANCE	COLL %	YTD UNCOLL
2014	0.00	11,227.48	11,227.48	0.00	0.00	11,227.48		0.00
2013	16,310.04	75,470.10	75,470.10	75,402.89	75,402.89	16,377.25	82.16	0.00
2012	41,222.57	73,719.15	73,719.15	97,272.96	97,272.96	17,668.76	84.63	0.00
2011	51,144.02	80,819.49	80,819.49	110,690.35	110,690.35	21,273.16	83.88	0.00
2010	43,889.40	111,376.88	111,376.88	133,893.57	133,893.57	21,372.71	86.23	0.00
2009	45,843.26	88,809.45	88,809.45	127,649.12	127,649.12	7,003.59	94.80	0.00
2008	32,495.91	6,836.03-	6,836.03-	23,915.32	23,915.32	1,744.56	93.20	0.00
2007	7,647.30	516.56-	516.56-	5,789.97	5,789.97	1,340.77	81.20	0.00
2006	2,623.32	519.59-	519.59-	1,572.71	1,572.71	531.02	74.76	0.00
2005	1,652.94	.00	0.00	1,335.47	1,335.47	317.47	80.79	0.00
2004	337.67	.00	0.00	0.00	0.00	337.67		0.00
2003	248.87	.00	0.00	0.00	0.00	248.87		0.00
2002	100.56	.00	0.00	0.00	0.00	100.56		0.00
2001	396.99	.00	0.00	396.99	396.99	0.00		0.00
1997	0.00	.00	0.00	0.00	0.00	0.00		0.00
1994	850.56	.00	0.00	0.00	0.00	850.56		0.00
****	244,763.41	433,550.37	433,550.37	577,919.35	577,919.35	100,394.43		0.00

JURISDICTION: 0001 HIDALGO COUNTY

	CERT TAXABLE VALUE	ADJUSTMENTS	ADJ TAX VALUE	TAX RATE	TAX LEVY	PAID ACCTS
CURRENT YEAR	28,613,115,990	351,434,503	28,964,550,493	0.590000	169,296,153.72	293,373

YEAR	TAXES DUE	MONTH ADJ	ADJUSTMENT YTD	LEVY PAID	PAID YTD	BALANCE	COLL %	YTD UNCOLL
2014	167,256,801.76	2,039,351.96	2,039,351.96	159,097,400.84	159,097,400.84	10,198,752.88	93.98	8,454.04-
	ADJUSTMENT REFUNDS	205,625.37-	205,625.37-					
2013	10,517,661.01	345,813.82-	345,813.82-	5,632,879.79	5,632,879.79	4,538,967.40	55.38	40,077.75-
	ADJUSTMENT REFUNDS	220,554.64-	220,554.64-					
2012	5,020,520.81	161,038.15-	161,038.15-	1,780,533.04	1,780,533.04	3,078,949.62	36.64	49,652.11-
	ADJUSTMENT REFUNDS	60,836.58-	60,836.58-					
2011	3,311,654.05	4,204.87-	4,204.87-	992,664.76	992,664.76	2,314,784.42	30.01	51,887.37-
	ADJUSTMENT REFUNDS	21,527.26-	21,527.26-					
2010	2,790,014.32	34,332.14	34,332.14	780,739.27	780,739.27	2,043,607.19	27.64	54,828.72-
	ADJUSTMENT REFUNDS	14,134.91-	14,134.91-					
2009	2,359,430.67	103,440.14-	103,440.14-	601,036.01	601,036.01	1,654,954.52	26.64	54,805.21-
	ADJUSTMENT REFUNDS	8,736.44-	8,736.44-					
2008	1,780,782.26	50,206.31-	50,206.31-	384,046.08	384,046.08	1,346,529.87	22.19	44,101.71-
	ADJUSTMENT REFUNDS	233.68-	233.68-					
2007	1,434,192.48	46,178.41-	46,178.41-	253,072.17	253,072.17	1,134,941.90	18.23	33,794.24-
	ADJUSTMENT REFUNDS	2,021.28-	2,021.28-					
2006	1,076,742.19	38,443.88-	38,443.88-	139,942.23	139,942.23	898,356.08	13.48	29,411.94-
	ADJUSTMENT REFUNDS	54.43-	54.43-					
2005	890,535.01	34,703.38-	34,703.38-	101,962.16	101,962.16	753,869.47	11.91	25,901.42-
	ADJUSTMENT REFUNDS	95.92-	95.92-					
2004	791,138.80	39,341.20-	39,341.20-	83,333.81	83,333.81	668,463.79	11.08	24,261.38-
	ADJUSTMENT REFUNDS	146.25-	146.25-					
2003	612,149.80	34,639.15-	34,639.15-	65,588.89	65,588.89	511,921.76	11.36	17,286.07-
2002	551,384.04	36,292.42-	36,292.42-	55,742.17	55,742.17	459,349.45	10.82	19,806.84-
2001	458,558.79	65,272.49-	65,272.49-	42,195.91	42,195.91	351,090.39	10.73	17,824.55-
2000	381,191.64	38,060.46-	38,060.46-	33,413.04	33,413.04	309,718.14	9.74	16,069.81-
1999	271,746.97	28,469.24-	28,469.24-	25,383.46	25,383.46	217,894.27	10.43	11,781.11-
1998	241,753.72	21,536.79-	21,536.79-	25,689.02	25,689.02	194,527.91	11.67	6,314.31-
1997	217,966.21	23,777.69-	23,777.69-	22,430.39	22,430.39	171,758.13	11.55	5,132.39-
1996	179,584.96	23,508.50-	23,508.50-	15,963.62	15,963.62	140,112.84	10.23	4,193.28-
1995	158,570.56	24,357.31-	24,357.31-	12,411.81	12,411.81	121,801.44	9.25	3,260.40-
1994	130,240.37	21,498.78-	21,498.78-	9,956.61	9,956.61	98,784.98	9.16	2,053.63-
1993	334,506.15	75,590.35-	75,590.35-	21,004.37	21,004.37	237,911.43	8.11	6,562.36-
****	200,767,126.57	857,310.76	857,310.76	170,177,389.45	170,177,389.45	31,447,047.88		527,460.64-
	ADJUSTMENT REFUNDS	533,966.76-	533,966.76-					

TAX COLLECTION SYSTEM
 TAX COLLECTOR MONTHLY REPORT
 FROM 07/01/2014 TO 06/30/2015

FISCAL START: 07/01/2014 END: 06/30/2015 JURISDICTION: 0001 HIDALGO COUNTY

	CERT TAXABLE VALUE	ADJUSTMENTS	ADJ TAX VALUE	TAX RATE	TAX LEVY	PAID ACCTS
CURRENT YEAR	28,613,115,990	351,434,503	28,964,550,493	00.590000	169,296,153.72	293,373

YEAR	TAXES DUE	MONTH ADJ	ADJUSTMENT YTD	LEVY PAID	PAID YTD	BALANCE	COLL %	YTD UNCOLL
2014	167,256,801.76	2,039,351.96	2,039,351.96	159,097,400.84	159,097,400.84	10,198,752.88	93.98	8,454.04-
2013	10,517,661.01	345,813.82-	345,813.82-	5,632,879.79	5,632,879.79	4,538,967.40	55.38	40,077.75-
2012	5,020,520.81	161,038.15-	161,038.15-	1,780,533.04	1,780,533.04	3,078,949.62	36.64	49,652.11-
2011	3,311,654.05	4,204.87-	4,204.87-	992,664.76	992,664.76	2,314,784.42	30.01	51,887.37-
2010	2,790,014.32	34,332.14	34,332.14	780,739.27	780,739.27	2,043,607.19	27.64	54,828.72-
2009	2,359,430.67	103,440.14-	103,440.14-	601,036.01	601,036.01	1,654,954.52	26.64	54,805.21-
2008	1,780,782.26	50,206.31-	50,206.31-	384,046.08	384,046.08	1,346,529.87	22.19	44,101.71-
2007	1,434,192.48	46,178.41-	46,178.41-	253,072.17	253,072.17	1,134,941.90	18.23	33,794.24-
2006	1,076,742.19	38,443.88-	38,443.88-	139,942.23	139,942.23	898,356.08	13.48	29,411.94-
2005	890,535.01	34,703.38-	34,703.38-	101,962.16	101,962.16	753,869.47	11.91	25,901.42-
2004	791,138.80	39,341.20-	39,341.20-	83,333.81	83,333.81	668,463.79	11.08	24,261.38-
2003	612,149.80	34,639.15-	34,639.15-	65,588.89	65,588.89	511,921.76	11.36	17,286.07-
2002	551,384.04	36,292.42-	36,292.42-	55,742.17	55,742.17	459,349.45	10.82	19,806.84-
2001	458,558.79	65,272.49-	65,272.49-	42,195.91	42,195.91	351,090.39	10.73	17,824.55-
2000	381,191.64	38,060.46-	38,060.46-	33,413.04	33,413.04	309,718.14	9.74	16,069.81-
1999	271,746.97	28,469.24-	28,469.24-	25,383.46	25,383.46	217,894.27	10.43	11,781.11-
1998	241,753.72	21,536.79-	21,536.79-	25,689.02	25,689.02	194,527.91	11.67	6,314.31-
1997	217,966.21	23,777.69-	23,777.69-	22,430.39	22,430.39	171,758.13	11.55	5,132.39-
1996	179,584.96	23,508.50-	23,508.50-	15,963.62	15,963.62	140,112.84	10.23	4,193.28-
1995	158,570.56	24,357.31-	24,357.31-	12,411.81	12,411.81	121,801.44	9.25	3,260.40-
1994	130,240.37	21,498.78-	21,498.78-	9,956.61	9,956.61	98,784.98	9.16	2,053.63-
1993	334,506.15	75,590.35-	75,590.35-	21,004.37	21,004.37	237,911.43	8.11	6,562.36-
****	200,767,126.57	857,310.76	857,310.76	170,177,389.45	170,177,389.45	31,447,047.88		527,460.64-

TAX COLLECTION SYSTEM
TAX COLLECTOR MONTHLY REPORT
FROM 07/01/2014 TO 06/30/2015

JURISDICTION: 0011 ROAD DISTRICT #02

	CERT TAXABLE VALUE	ADJUSTMENTS	ADJ TAX VALUE	TAX RATE	TAX LEVY	PAID ACCTS
CURRENT YEAR	0	0	0	0.000000	61.38	3

YEAR	TAXES DUE	MONTH ADJ	ADJUSTMENT YTD	LEVY PAID	PAID YTD	BALANCE	COLL %	YTD UNCOLL
1993	61.38	.39-	0.39-	0.09	0.09	60.90	.15	0.39-
****	61.38	.39-	0.39-	0.09	0.09	60.90		0.39-

TAX COLLECTION SYSTEM
 TAX COLLECTOR MONTHLY REPORT
 FROM 07/01/2014 TO 06/30/2015

FISCAL START: 07/01/2014 END: 06/30/2015 JURISDICTION: 0011 ROAD DISTRICT #02

	CERT TAXABLE VALUE	ADJUSTMENTS	ADJ TAX VALUE	TAX RATE	TAX LEVY	PAID ACCTS
CURRENT YEAR	0	0	0	00.000000	61.38	3

YEAR	TAXES DUE	MONTH ADJ	ADJUSTMENT YTD	LEVY PAID	PAID YTD	BALANCE	COLL %	YTD UNCOLL
1993	61.38	.39-	0.39-	0.09	0.09	60.90	.15	0.39-
****	61.38	.39-	0.39-	0.09	0.09	60.90		0.39-

TAX COLLECTION SYSTEM
 TAX COLLECTOR MONTHLY REPORT
 FROM 07/01/2014 TO 06/30/2015

JURISDICTION: 0011 ROAD DISTRICT #02

	CERT TAXABLE VALUE	ADJUSTMENTS	ADJ TAX VALUE	TAX RATE	TAX LEVY	PAID ACCTS
	-----	-----	-----	-----	-----	-----
CURRENT YEAR	0	0	0	0.000000	61.38	3
	-----	-----	-----	-----	-----	-----

YEAR	TAXES DUE	MONTH ADJ	ADJUSTMENT YTD	LEVY PAID	PAID YTD	BALANCE	COLL %	YTD UNCOLL
	-----	-----	-----	-----	-----	-----	-----	-----
1993	61.38	.39-	0.39-	0.09	0.09	60.90	.15	0.39-
****	61.38	.39-	0.39-	0.09	0.09	60.90		0.39-

TAX COLLECTION SYSTEM
 TAX COLLECTOR MONTHLY REPORT
 FROM 07/01/2014 TO 06/30/2015

FISCAL START: 07/01/2014 END: 06/30/2015 JURISDICTION: 0011 ROAD DISTRICT #02

	CERT TAXABLE VALUE	ADJUSTMENTS	ADJ TAX VALUE	TAX RATE	TAX LEVY	PAID ACCTS
CURRENT YEAR	0	0	0	00.000000	61.38	3

YEAR	TAXES DUE	MONTH ADJ	ADJUSTMENT YTD	LEVY PAID	PAID YTD	BALANCE	COLL %	YTD UNCOLL
1993	61.38	.39-	0.39-	0.09	0.09	60.90	.15	0.39-
****	61.38	.39-	0.39-	0.09	0.09	60.90		0.39-

TAX COLLECTION SYSTEM
TAX COLLECTOR MONTHLY REPORT
FROM 07/01/2014 TO 06/30/2015

JURISDICTION: 0012 ROAD DIST #05

	CERT TAXABLE VALUE	ADJUSTMENTS	ADJ TAX VALUE	TAX RATE	TAX LEVY	PAID ACCTS
CURRENT YEAR	0	9,133-	9,133-	0.010900	881.92	94

YEAR	TAXES DUE	MONTH ADJ	ADJUSTMENT YTD	LEVY PAID	PAID YTD	BALANCE	COLL %	YTD UNCOLL
1999	909.76	27.84-	27.84-	64.83	64.83	817.09	7.35	26.85-
1998	1,381.96	51.23-	51.23-	121.79	121.79	1,208.94	9.15	34.82-
1997	1,346.94	51.80-	51.80-	123.71	123.71	1,171.43	9.55	32.45-
1996	1,183.57	42.47-	42.47-	86.12	86.12	1,054.98	7.55	19.07-
1995	994.19	50.11-	50.11-	91.54	91.54	852.54	9.70	14.74-
1994	663.02	16.66-	16.66-	54.48	54.48	591.88	8.43	9.36-
1993	3,435.41	228.71-	228.71-	106.57	106.57	3,100.13	3.32	42.06-
****	9,914.85	468.82-	468.82-	649.04	649.04	8,796.99		179.35-

TAX COLLECTION SYSTEM
 TAX COLLECTOR MONTHLY REPORT
 FROM 07/01/2014 TO 06/30/2015

FISCAL START: 07/01/2014 END: 06/30/2015 JURISDICTION: 0012 ROAD DIST #05

	CERT TAXABLE VALUE	ADJUSTMENTS	ADJ TAX VALUE	TAX RATE	TAX LEVY	PAID ACCTS
CURRENT YEAR	0	9,133-	9,133-	00.010900	881.92	94

YEAR	TAXES DUE	MONTH ADJ	ADJUSTMENT YTD	LEVY PAID	PAID YTD	BALANCE	COLL %	YTD UNCOLL
1999	909.76	27.84-	27.84-	64.83	64.83	817.09	7.35	26.85-
1998	1,381.96	51.23-	51.23-	121.79	121.79	1,208.94	9.15	34.82-
1997	1,346.94	51.80-	51.80-	123.71	123.71	1,171.43	9.55	32.45-
1996	1,183.57	42.47-	42.47-	86.12	86.12	1,054.98	7.55	19.07-
1995	994.19	50.11-	50.11-	91.54	91.54	852.54	9.70	14.74-
1994	663.02	16.66-	16.66-	54.48	54.48	591.88	8.43	9.36-
1993	3,435.41	228.71-	228.71-	106.57	106.57	3,100.13	3.32	42.06-
****	9,914.85	468.82-	468.82-	649.04	649.04	8,796.99		179.35-

TAX COLLECTION SYSTEM
 TAX COLLECTOR MONTHLY REPORT
 FROM 07/01/2014 TO 06/30/2015

JURISDICTION: 0012 ROAD DIST #05

	CERT TAXABLE VALUE	ADJUSTMENTS	ADJ TAX VALUE	TAX RATE	TAX LEVY	PAID ACCTS
CURRENT YEAR	0	9,133-	9,133-	0.010900	881.92	94

YEAR	TAXES DUE	MONTH ADJ	ADJUSTMENT YTD	LEVY PAID	PAID YTD	BALANCE	COLL %	YTD UNCOLL
1999	909.76	27.84-	27.84-	64.83	64.83	817.09	7.35	26.85-
1998	1,381.96	51.23-	51.23-	121.79	121.79	1,208.94	9.15	34.82-
1997	1,346.94	51.80-	51.80-	123.71	123.71	1,171.43	9.55	32.45-
1996	1,183.57	42.47-	42.47-	86.12	86.12	1,054.98	7.55	19.07-
1995	994.19	50.11-	50.11-	91.54	91.54	852.54	9.70	14.74-
1994	663.02	16.66-	16.66-	54.48	54.48	591.88	8.43	9.36-
1993	3,435.41	228.71-	228.71-	106.57	106.57	3,100.13	3.32	42.06-
****	9,914.85	468.82-	468.82-	649.04	649.04	8,796.99		179.35-

TAX COLLECTION SYSTEM
 TAX COLLECTOR MONTHLY REPORT
 FROM 07/01/2014 TO 06/30/2015

FISCAL START: 07/01/2014 END: 06/30/2015 JURISDICTION: 0012 ROAD DIST #05

	CERT TAXABLE VALUE	ADJUSTMENTS	ADJ TAX VALUE	TAX RATE	TAX LEVY	PAID ACCTS
CURRENT YEAR	0	9,133-	9,133-	00.010900	881.92	94

YEAR	TAXES DUE	MONTH ADJ	ADJUSTMENT YTD	LEVY PAID	PAID YTD	BALANCE	COLL %	YTD UNCOLL
1999	909.76	27.84-	27.84-	64.83	64.83	817.09	7.35	26.85-
1998	1,381.96	51.23-	51.23-	121.79	121.79	1,208.94	9.15	34.82-
1997	1,346.94	51.80-	51.80-	123.71	123.71	1,171.43	9.55	32.45-
1996	1,183.57	42.47-	42.47-	86.12	86.12	1,054.98	7.55	19.07-
1995	994.19	50.11-	50.11-	91.54	91.54	852.54	9.70	14.74-
1994	663.02	16.66-	16.66-	54.48	54.48	591.88	8.43	9.36-
1993	3,435.41	228.71-	228.71-	106.57	106.57	3,100.13	3.32	42.06-
****	9,914.85	468.82-	468.82-	649.04	649.04	8,796.99		179.35-

TAX COLLECTION SYSTEM
TAX COLLECTOR MONTHLY REPORT
FROM 07/01/2014 TO 06/30/2015

JURISDICTION: 0014 ROAD DISTRICT #11

	CERT TAXABLE VALUE	ADJUSTMENTS	ADJ TAX VALUE	TAX RATE	TAX LEVY	PAID ACCTS
CURRENT YEAR	0	0	0	0.000000	3.33	0

YEAR	TAXES DUE	MONTH ADJ	ADJUSTMENT YTD	LEVY PAID	PAID YTD	BALANCE	COLL %	YTD UNCOLL
1993	3.33	.00	0.00	0.00	0.00	3.33		0.00
****	3.33	.00	0.00	0.00	0.00	3.33		0.00

TAX COLLECTION SYSTEM
 TAX COLLECTOR MONTHLY REPORT
 FROM 07/01/2014 TO 06/30/2015

EXCLUDES AG ROLLBACK

FISCAL START: 07/01/2014 END: 06/30/2015 JURISDICTION: 0014 ROAD DISTRICT #11

	CERT TAXABLE VALUE	ADJUSTMENTS	ADJ TAX VALUE	TAX RATE	TAX LEVY	PAID ACCTS
CURRENT YEAR	0	0	0	00.000000	3.33	0

YEAR	TAXES DUE	MONTH ADJ	ADJUSTMENT YTD	LEVY PAID	PAID YTD	BALANCE	COLL %	YTD UNCOLL
1993	3.33	.00	0.00	0.00	0.00	3.33		0.00
****	3.33	.00	0.00	0.00	0.00	3.33		0.00

TAX COLLECTION SYSTEM
 TAX COLLECTOR MONTHLY REPORT
 FROM 07/01/2014 TO 06/30/2015

JURISDICTION: 0014 ROAD DISTRICT #11

	CERT TAXABLE VALUE	ADJUSTMENTS	ADJ TAX VALUE	TAX RATE	TAX LEVY	PAID ACCTS
CURRENT YEAR	0	0	0	0.000000	3.33	0

YEAR	TAXES DUE	MONTH ADJ	ADJUSTMENT YTD	LEVY PAID	PAID YTD	BALANCE	COLL %	YTD UNCOLL
1993	3.33	.00	0.00	0.00	0.00	3.33		0.00
****	3.33	.00	0.00	0.00	0.00	3.33		0.00

FISCAL START: 07/01/2014 END: 06/30/2015 JURISDICTION: 0014 ROAD DISTRICT #11

	CERT TAXABLE VALUE	ADJUSTMENTS	ADJ TAX VALUE	TAX RATE	TAX LEVY	PAID ACCTS
CURRENT YEAR	0	0	0	00.000000	3.33	0

YEAR	TAXES DUE	MONTH ADJ	ADJUSTMENT YTD	LEVY PAID	PAID YTD	BALANCE	COLL %	YTD UNCOLL
1993	3.33	.00	0.00	0.00	0.00	3.33		0.00
****	3.33	.00	0.00	0.00	0.00	3.33		0.00

TAX COLLECTION SYSTEM
 TAX COLLECTOR MONTHLY REPORT
 FROM 07/01/2014 TO 06/30/2015

EXCLUDES AG ROLLBACK

JURISDICTION: 0017 ROAD DISTRICT #15

	CERT TAXABLE VALUE	ADJUSTMENTS	ADJ TAX VALUE	TAX RATE	TAX LEVY	PAID ACCTS
	-----	-----	-----	-----	-----	-----
CURRENT YEAR	0	0	0	0.005000	965.52	295
	-----	-----	-----	-----	-----	-----

YEAR	TAXES DUE	MONTH ADJ	ADJUSTMENT YTD	LEVY PAID	PAID YTD	BALANCE	COLL %	YTD UNCOLL
	-----	-----	-----	-----	-----	-----	-----	-----
1993	1,192.72	227.20-	227.20-	50.65	50.65	914.87	5.25	61.34-
****	1,192.72	227.20-	227.20-	50.65	50.65	914.87		61.34-

TAX COLLECTION SYSTEM
 TAX COLLECTOR MONTHLY REPORT
 FROM 07/01/2014 TO 06/30/2015

EXCLUDES AG ROLLBACK

FISCAL START: 07/01/2014 END: 06/30/2015 JURISDICTION: 0017 ROAD DISTRICT #15

	CERT TAXABLE VALUE	ADJUSTMENTS	ADJ TAX VALUE	TAX RATE	TAX LEVY	PAID ACCTS
	-----	-----	-----	-----	-----	-----
CURRENT YEAR	0	0	0	00.005000	965.52	295
	-----	-----	-----	-----	-----	-----

YEAR	TAXES DUE	MONTH ADJ	ADJUSTMENT YTD	LEVY PAID	PAID YTD	BALANCE	COLL %	YTD UNCOLL
	-----	-----	-----	-----	-----	-----	-----	-----
1993	1,192.72	227.20-	227.20-	50.65	50.65	914.87	5.25	61.34-
****	1,192.72	227.20-	227.20-	50.65	50.65	914.87		61.34-

TAX COLLECTION SYSTEM
 TAX COLLECTOR MONTHLY REPORT
 FROM 07/01/2014 TO 06/30/2015

JURISDICTION: 0017 ROAD DISTRICT #15

	CERT TAXABLE VALUE	ADJUSTMENTS	ADJ TAX VALUE	TAX RATE	TAX LEVY	PAID ACCTS
CURRENT YEAR	0	0	0	0.005000	965.52	295

YEAR	TAXES DUE	MONTH ADJ	ADJUSTMENT YTD	LEVY PAID	PAID YTD	BALANCE	COLL %	YTD UNCOLL
1993	1,192.72	227.20-	227.20-	50.65	50.65	914.87	5.25	61.34-
****	1,192.72	227.20-	227.20-	50.65	50.65	914.87		61.34-

TAX COLLECTION SYSTEM
 TAX COLLECTOR MONTHLY REPORT
 FROM 07/01/2014 TO 06/30/2015

FISCAL START: 07/01/2014 END: 06/30/2015 JURISDICTION: 0017 ROAD DISTRICT #15

	CERT TAXABLE VALUE	ADJUSTMENTS	ADJ TAX VALUE	TAX RATE	TAX LEVY	PAID ACCTS
	-----	-----	-----	-----	-----	-----
CURRENT YEAR	0	0	0	00.005000	965.52	295
	-----	-----	-----	-----	-----	-----

YEAR	TAXES DUE	MONTH ADJ	ADJUSTMENT YTD	LEVY PAID	PAID YTD	BALANCE	COLL %	YTD UNCOLL
	-----	-----	-----	-----	-----	-----	-----	-----
1993	1,192.72	227.20-	227.20-	50.65	50.65	914.87	5.25	61.34-
****	1,192.72	227.20-	227.20-	50.65	50.65	914.87		61.34-

TAX COLLECTION SYSTEM
TAX COLLECTOR MONTHLY REPORT
FROM 07/01/2014 TO 06/30/2015

JURISDICTION: 0095 STATE OF TEXAS

	CERT TAXABLE VALUE	ADJUSTMENTS	ADJ TAX VALUE	TAX RATE	TAX LEVY	PAID ACCTS
CURRENT YEAR	0	0	0	0.000000	24.77	0

YEAR	TAXES DUE	MONTH ADJ	ADJUSTMENT YTD	LEVY PAID	PAID YTD	BALANCE	COLL %	YTD UNCOLL
1993	24.77	.00	0.00	0.00	0.00	24.77		0.00
****	24.77	.00	0.00	0.00	0.00	24.77		0.00

TAX COLLECTION SYSTEM
 TAX COLLECTOR MONTHLY REPORT
 FROM 07/01/2014 TO 06/30/2015

FISCAL START: 07/01/2014 END: 06/30/2015 JURISDICTION: 0095 STATE OF TEXAS

	CERT TAXABLE VALUE	ADJUSTMENTS	ADJ TAX VALUE	TAX RATE	TAX LEVY	PAID ACCTS
CURRENT YEAR	0	0	0	00.000000	24.77	0

YEAR	TAXES DUE	MONTH ADJ	ADJUSTMENT YTD	LEVY PAID	PAID YTD	BALANCE	COLL %	YTD UNCOLL
1993	24.77	.00	0.00	0.00	0.00	24.77		0.00
****	24.77	.00	0.00	0.00	0.00	24.77		0.00

TAX COLLECTION SYSTEM
 TAX COLLECTOR MONTHLY REPORT
 FROM 07/01/2014 TO 06/30/2015

JURISDICTION: 0095 STATE OF TEXAS

	CERT TAXABLE VALUE	ADJUSTMENTS	ADJ TAX VALUE	TAX RATE	TAX LEVY	PAID ACCTS
CURRENT YEAR	0	0	0	0.000000	24.77	0

YEAR	TAXES DUE	MONTH ADJ	ADJUSTMENT YTD	LEVY PAID	PAID YTD	BALANCE	COLL %	YTD UNCOLL
1993	24.77	.00	0.00	0.00	0.00	24.77		0.00
****	24.77	.00	0.00	0.00	0.00	24.77		0.00

FISCAL START: 07/01/2014 END: 06/30/2015 JURISDICTION: 0095 STATE OF TEXAS

	CERT TAXABLE VALUE	ADJUSTMENTS	ADJ TAX VALUE	TAX RATE	TAX LEVY	PAID ACCTS
CURRENT YEAR	0	0	0	00.000000	24.77	0

YEAR	TAXES DUE	MONTH ADJ	ADJUSTMENT YTD	LEVY PAID	PAID YTD	BALANCE	COLL %	YTD UNCOLL
1993	24.77	.00	0.00	0.00	0.00	24.77		0.00
****	24.77	.00	0.00	0.00	0.00	24.77		0.00

PART 5

REMITTANCES

02/26/2015 18:38:33 1875256
 TC298-D SELECTION: DEPOSIT
 RECEIPT DATE: ALL

TAX COLLECTION SYSTEM
 DEPOSIT DISTRIBUTION
 FROM: 02/22/2015 THRU 02/22/2015
 JURISDICTION: 0001 HIDALGO COUNTY

PAGE: 1
 INCLUDES AG ROLLBACK

YEAR	FUND	TAX RATE	LEVY PAID	DISCOUNT GIVEN	PENALTY INTEREST	TIF AMOUNT	DISBURSE TOTAL	ATTORNEY	OTHER FEES	REFUND AMOUNT	PAYMENT AMOUNT
2014	M & O	.530800	822,254.90	.00	139,903.06	.00	962,157.96	.00	.00	.00	962,157.96
	I & S	.059200	91,706.00	.00	15,603.49	.00	107,309.49	.00	.00	.00	107,309.49
	TOTAL	.590000	913,960.90	.00	155,506.55	.00	1,069,467.45	.00	.00	.00	1,069,467.45
ALL	M & O		822,254.90	.00	139,903.06	.00	962,157.96	.00	.00	.00	962,157.96
ALL	I & S		91,706.00	.00	15,603.49	.00	107,309.49	.00	.00	.00	107,309.49
ALL	TOTAL		913,960.90	.00	155,506.55	.00	1,069,467.45	.00	.00	.00	1,069,467.45
DLQ	M & O		.00	.00	.00	.00	.00	.00	.00	.00	.00
DLQ	I & S		.00	.00	.00	.00	.00	.00	.00	.00	.00
DLQ	TOTAL		.00	.00	.00	.00	.00	.00	.00	.00	.00
CURR	M & O		822,254.90	.00	139,903.06	.00	962,157.96	.00	.00	.00	962,157.96
CURR	I & S		91,706.00	.00	15,603.49	.00	107,309.49	.00	.00	.00	107,309.49
CURR	TOTAL		913,960.90	.00	155,506.55	.00	1,069,467.45	.00	.00	.00	1,069,467.45