



Hidalgo County Purchasing Department
2812 S. Business Highway 281
New Administration Building
Edinburg, Texas 78539
(956) 318-2626/ Fax: (956) 318-2629

September 17, 2015

Nenna Mann, Pricing Specialist
BOB BARKER SELLER, INC.
134 North Main Street
Fuquay Varina, NC 27526
P (832) 237-8000 F (713) 518-0698

via email: nennamann@bobbarker.com

Re: Extension/Renewal Notice for: Contract No. C-13-088A-10-07 - "Purchase of Uniforms and/or Accessories for All County Law Enforcement Agencies" (on as needed basis), for HIDALGO COUNTY

Ms. Mann-

Hidalgo County Purchasing Department will be requesting Commissioners' Court to consider the County's sole option to exercise the extension/renewal for the **First (1st) Year** of the **additional two (2) one (1) year periods** as provided in your current Requirements Agreement (under the same rates, terms and conditions).

Please acknowledge receipt of this notice for placement on the next Commissioners' Court agenda/meeting for discussion, consideration and action, by signing below and returning to the Purchasing Department, via facsimile to (956) 956-318-2629 or email to: leticia.saenz@co.hidalgo.tx.us immediately in order to meet the agenda request form deadlines.

By: _____
Nenna Mann, Pricing Specialist

Date: _____

Additionally, we are requesting your company provide us with an "Updated Certificate of Insurance" as required through Hidalgo County's Request for (Bids, Quotes, Proposals and/or Statements of Qualifications).

Should you have any questions or require additional information, please do not hesitate to contact me at (956) 292-7000 Ext. 4861. Your cooperation in this matter is greatly appreciated and we hope your company continues its business relationship with Hidalgo County.

Sincerely,

Leticia H. Saenz, CPPB/Contracts Manager
Hidalgo County Purchasing Department

xc: file

REQUIREMENTS AGREEMENT
C-13-088A-10-07

THIS AGREEMENT (the "Agreement") is entered into effective as of the **07TH** day of **OCTOBER, 2013** by and between **BOB BARKER SELLER INC.** ("Seller") and **Hidalgo Buyer, Texas** ("Buyer").

WHEREAS, Buyer has solicited sealed bids for the supply of its requirements of **Hidalgo Buyer** including for the "**Purchase of Uniforms and/or Accessories for All Buyer Law Enforcement Agencies**" (on an as needed basis), (the "Product") as further described in Exhibit "A", Request for Sealed Bids (RFB) Procurement Packet as attached hereto and incorporated herein by reference for all purposes (the "RFB") for a period of **two (2) years** and;

WHEREAS, Seller has submitted a proposal to supply Buyer's requirements; and

WHEREAS, Buyer has determine that Seller has submitted the lowest and best bid to meet Buyer's requirements for certain of the Products, as herein after described.

NOW THEREFORE, for and in consideration of the mutual covenants and conditions hereinafter set forth, and other good and valuable consideration, the receipt and sufficiency of which is hereby acknowledged, the parties hereto agree as follows:

1. Buyer agrees to purchase from Seller, and Seller agrees to sell and deliver to Buyer, all of the Products listed on Exhibit "B", which is attached hereto and incorporated herein by reference, that Buyer may require for use by Buyer in Hidalgo Buyer projects for a period of a **two (2) years** with the Buyer's option to extend for an additional two (2) one (1) year terms under the same rates terms and conditions. Hidalgo Buyer also reserves the right to continue this bid for an additional sixty (60) day grace period, under the same rates, terms and conditions at the end of the contract term for unforeseen delays in award of new bid for the next contract term. The initial term of this Contract shall commence on **OCTOBER 11, 2013** and expire on **OCTOBER 10, 2015**, and it is agreed that the Products will meet the Specifications in the Request for Sealed Bids (RFB) Procurement Packet set forth in Exhibit "A" hereto.

2. When Buyer determines that it needs a quantity of the Product to be delivered, it will, according to its Purchasing Policies, complete and submit to Seller a Purchase Order describing the type and quantity of the Product required. The Product shall be delivered by Buyer to the location in Hidalgo Buyer specified by Buyer in its Purchase Order.

3. Buyer agrees to pay Seller for each Purchase Order based on the prices set out in Exhibit "B". Seller shall render invoices for each Purchase Order, and the invoices shall be paid by Buyer on or before the 30th day following receipt of the invoice.

4. General Provisions.

a. **Conflict with Applicable Law.** Nothing in this Agreement shall be construed so as to require the commission of any act contrary to law, and whenever there is any conflict between any provision of this Agreement and any present or future law, ordinance or administrative, executive or judicial regulation, order or decree, or amendment thereof, contrary to which the parties have no legal right to contract, the latter shall prevail, but in such event the affected provision or provisions of this Agreement shall be modified only to the extent necessary to bring them within the legal requirements and only during the time such conflict exists.

b. **No Waiver.** No waiver by Buyer of any breach of any provision of this Agreement shall be deemed to be a waiver of any preceding or succeeding breach of the same or any other provision hereof.

c. **Entire Agreement.** This Agreement contains the entire contract between the parties hereto, and each party acknowledges that neither has made (either directly or through any agent or representative) any representations or agreements in connection with this Agreement not specifically set forth herein. This Agreement may be modified or amended only by agreement in writing executed by Buyer and Seller, and not otherwise.

d. **Texas Law to Apply.** This Agreement shall be construed under and in accordance with the laws of the State of Texas, and all obligations of the parties created hereunder are performable in Hidalgo Buyer, Texas. The parties hereby consent to personal jurisdiction in Hidalgo Buyer, Texas.

e. **Notice.** Except as may be otherwise specifically provided in this Agreement, all notices, demands, requests or communications required or permitted hereunder shall be in writing and shall either be (i) personally delivered against a written receipt, or (ii) sent by registered or certified mail, return receipt requested, postage prepaid and addressed to the parties at the addresses set forth below, or at such other addresses as may have been theretofore specified by written notice delivered in accordance herewith:

If to Buyer:

Hidalgo Buyer
Attn: Buyer Judge
1615 South Closner, Suite J
Edinburg, Texas 78539

If to Seller:

Bob Barker Seller, Inc.
Attn: Nenna Mann, Pricing Specialist
134 North Main Street
Fuquay Varina, NC 27526

Each notice, demand, request or communication which shall be delivered or mailed in the manner described above shall be deemed sufficiently given for all purposes at such time as it is personally delivered to the addressee or, if mailed, at such time as it is deposited in the United States mail.

f. **Termination.** Buyer may terminate this Agreement at any time for any reason or no reason at all upon giving thirty (30) days written notice.

g. **Additional Documents.** The parties hereto covenant and agree that they will execute such other and further instruments and documents as are or may become necessary or convenient to effectuate and carry out the terms of this Agreement.

h. **Successors.** This Agreement shall be binding upon and inure to the benefit of the parties hereto and their respective heirs, executors, administrators, legal representatives, successors, and assigns where permitted by this Agreement.

i. **Assignment.** This Agreement shall not be assignable.

j. **Headings.** The headings and captions contained in this Agreement are solely for convenient reference and shall not be deemed to affect the meaning or interpretation of any provision or paragraph hereof.

k. **Gender and Number.** All pronouns used in this Agreement shall include the other gender, whether used in the masculine, feminine or neuter gender, and the singular shall include the plural whenever and as often as may be appropriate

l. **Authority to Execute.** The execution and performance of this Agreement by Buyer and Seller have been duly authorized by all necessary laws, resolutions or corporate action, and this Agreement constitutes the valid and enforceable obligations of Buyer and Seller in accordance with its terms.

m. **Insurance.** Seller shall provide, to the extent it deems necessary, insurance in force on all persons connected with providing services under this Contract naming Buyer as an additional insured, and shall furnish to Buyer certificates of such insurance coverage Exhibit "C", which is attached hereto.

n. **Commitment of Current Revenues Only.** In the event that, during any term hereof, the Commissioners Court does not appropriate sufficient funds to meet the obligations of Buyer under this Agreement, Buyer may terminate this Agreement upon ninety (90) days written notice to Seller. Buyer agrees, however, to use reasonable efforts to secure funds necessary for the continued performance of this Agreement. The parties intend this provision to be a continuing right to terminate

this Agreement at the expiration of each budget period of Buyer pursuant to the provisions of Tex. Loc. Govt. Code Ann. § 271.903 (Vernon Supp. 1996).

o. **Purchasing Ethics.** Seller represents and warrants it has not, during the process of being awarded this contract violated the following ethical standards of Buyer and, upon and after the execution of this Agreement, agrees to abide by the following ethical standards of Buyer:

- (1) It shall be a breach of ethics to offer, give or agree to give any elected official, department head or employee, or former elected official, department head or employee, of Buyer, or for any elected official, department head or employee or former elected official, department head or employee of Buyer, to solicit, demand, accept or agree to accept from another person, entity or organization, a gratuity or an officer of employment in connection with any decision, approval, disapproval, recommendation, preparation or any part of a program requirement or purchase request, influencing the content of any specification or procurement standard, rendering of advise, investigation, auditing, or in any other advisory capacity in any proceeding or application, request for ruling, determination, claim or controversy, or other particular matter pertaining to any program requirement or a contract or subcontract, or to any solicitation or proposal therefore pending before any department or agency of Buyer.
- (2) It shall be a breach of ethics for any payment, gratuity or offer of employment to be made by or on behalf of a subcontractor under a contract to the prime contractor or higher tier subcontractor for any contract for Buyer, or any person associated therewith, as an inducement for the award of a subcontract or order.

EXECUTED effective as of the day and year first above written.

Approved By Commissioner's Court: October 7, 2013.

APPROVED AS TO FORM:


Atlas & Hall, LLP


By: 
Stephen L. Crain, Attorney

BUYER:
COUNTY OF HIDALGO

By: 
Ramon Garcia, Buyer Judge

ATTEST:


Arturo Guajardo Jr., Buyer Clerk

Approved by ~~Commissioner's~~ Court
on 10/7/13 

SELLER:
BOB BARKER SELLER, INC.


By: 
Printed Name: Nenna Mann
Title: Pricing Specialist

EXHIBIT "A"
REQUEST FOR SEALED BIDS (RFB) PROCUREMENT PACKET



**Hidalgo County Purchasing Department
New Administration Building
2812 S. Business Highway 281
Edinburg, Texas 78539
(956) 318-2626/ Fax: (956) 318-2629**

June 24, 2013

Participant's name

Address

City

State, Zip Code

Re: **HIDALGO COUNTY**
**Request for Bids- "Purchase of Uniforms and Accessories for Hidalgo County Law
Enforcement Agencies"**
Bid No: 2013-088-07-10-SMA

Dear Participant(s):

Enclosed please find a Request for Bid (RFB) packet for your review and consideration.

Hidalgo County Purchasing Department welcomes and appreciates your participation in the bid process.

If any further assistance is required, please do not hesitate to call the Purchasing Department 956/318-2626.

Sincerely,

Martha L. Salazar, CPPB
Hidalgo County Purchasing Agent

MLS/sma
Enclosures



Hidalgo County Purchasing Department
2812 S. Business Highway 281
Edinburg, Texas 78539
(956) 318-2626/ Fax: (956) 318-2629

REQUEST FOR BIDS (RFB)

Hidalgo County

“Purchase of Uniforms and Accessories for Hidalgo County Law Enforcement Agencies”

RFB NO: 2013-088-07-10-SMA

Table of Contents

| Item | Description | No. of Pages |
|-------------|---|---------------------|
| 1. | Request for Bid Letter | 1 |
| 2. | Request for Bid, Legal Notice | 8 |
| 3. | Exhibit “A” Specifications | 32 |
| 4. | Exhibit “B” Bid Page | 4 |
| 5. | Exhibit “C” Insurance Requirements | 4 |
| 6. | Exhibit “D” CIQ Conflict of Interest Questionnaire | 1 |
| 7. | Vendor/Bidder Application and W-9 form | 6 |
| 8. | Certification Regarding Debarment | 1 |
| 9. | Draft Requirements Agreement | 8 |

The above mentioned items shall be found in the Request for Bid (RFB) packet that is attached herewith. Should you find that any of the items are not attached in its entirety please contact Purchasing by calling (956) 318-2626 or via email to sandra.montalvo@co.hidalgo.tx.us, and advise of missing documentation.

Thank you.



Martha L. Salazar, CPPB Purchasing Agent

June 24, 2013
Date

Bid No: 2013-088-07-10-SMA

Buyer: Sandra Montalvo

Tel. No: (956) 318-2626 Ext. 4865

REQUEST FOR BIDS

HIDALGO COUNTY

“Purchase of Uniforms and Accessories for Hidalgo County Law Enforcement Agencies”

BID OPENING DATE: July 10, 2013@ 9:30 a.m.

Contact Person:

Martha L. Salazar, CPPB, Purchasing Agent

Hidalgo County Purchasing Department

Physical Address: 2802 S. Business Hwy. 281 -New Administration Building

Mailing/Postal Address: 2812 S. Business Hwy. 281

Edinburg, Texas 78539

956 318-2626



Form HCPD-03

1. Sealed bids will be received for **"Hidalgo County- Purchase of Uniforms and Accessories for Hidalgo County Law Enforcement Agencies"** in accordance with the specifications attached as Exhibit "A" hereto. Bids should address all specifications set forth. Bidders may suggest substitutions of features which they feel would be in the best interest of Hidalgo County ("County"). Strong rationale must be presented for any deviation from the specifications. Hidalgo County reserves the right to reject the deviation and its effect on the overall bid.
2. **ONE (1) Original and THREE (3) copies** of all bids are required with the bidders name and return address clearly typed/printed on upper left hand corner and the proper notation clearly typed/printed on the lower left hand corner of the envelope and/or package: **"RFB-2013-088-07-10-SMA- "Hidalgo County-Purchase of Uniforms and Accessories for Hidalgo County Law Enforcement Agencies"** and in County's Purchasing Department, physical address: 2812 S. Business Hwy. 281, mailing address: 2812 S. Business 281- New Administration Building, Edinburg, Texas, **on or before 9:30 A.M., WEDNESDAY, JULY 10, 2013. NO FACSIMILES OR LATE ARRIVALS WILL BE ACCEPTED. ANY RFB RECEIVED AFTER THAT TIME WILL NOT BE OPENED AND WILL BE RETURNED. OVERNIGHT MAIL MUST ALSO BE PROPERLY LABELED ON THE OUTSIDE OF EXPRESS ENVELOPE OR PACKAGE WITH REFERENCE TO RFB-2013-088-07-10-SMA- "Hidalgo County- Purchase of Uniforms and Accessories for Hidalgo County Law Enforcement Agencies"**

Hidalgo County reserves the right to refuse and reject any/all RFB and to waive any/all formalities or technicalities, or to accept the RFB considered the best and most advantageous to Hidalgo County.

3. Hidalgo County reserves the right to: A.) separate and accept, or eliminate any item(s) listed under this bid that it deems necessary to accommodate budgetary and/or operational requirements; B.) reject any or all bids submitted and further reserves the right to design the evaluation criteria to be used in selecting the lowest and best bid for approval; and C.) award the bid to one bidder or to multiple bidders if the County determines it is in its best interest to do so."
4. The Bidder shall not substitute items named in the bid without the express written consent of Hidalgo County. Failure of the delivered item to perform as specified or failure to meet the stated delivery schedule shall release Hidalgo County from all obligations to the contracting party with regard to the item(s) in question. In such event, County may elect to award the contract to the next-lowest responsible bidder, or to reject all bids and re-advertise.
5. For work to be performed at a County owned or operated location, each bidder shall, in its sole discretion, visit the job site before preparing the bid and thoroughly familiarize himself/herself with existing conditions. Bidder should take field dimensions and note all circumstances which affect the dollar amount of the bid.

6. Descriptive specifications are referenced in this document to indicate the general kind and quality of equipment desired by Hidalgo County. Due to various styles and models of equipment, bidders are required to include illustrations, specifications, explanation of warranties, and service data with their bid including catalogue numbers and any necessary references.
7. No bid may be withdrawn within thirty (30) days from the scheduled time to open bids.
8. Proposed prices are to remain firm for a minimum of ninety (90) days after bid opening.
9. Any interpretations, amendments, corrections or changes to this bid document must be in a written addendum and signed by the County Judge or his designee. Addenda will be mailed to all who are known to have received a copy of the Request for Bids. Bidders shall acknowledge receipt of all addenda as a part of their bid.
10. County reserves the right to accept or reject any or all bids.
11. Costs are to be net F.O.B., County Prepaid.
12. County is exempt from Federal Excise Tax, State Tax and Local Tax. Do Not include tax in cost figure. If it is determined that tax was included in the cost figures it will not be included in the tabulation of any awards. Tax exemption certificates will be furnished upon request.
13. Funds for this procurement have been provided through the County budget for this fiscal year only. County, on an annual basis, has the right to reconsider a contract during the budget process for ensuing years if financial resources of County are insufficient to meet the liabilities of said contract. The award of a bid or contract hereunder will not be construed to create a debt of the County which is payable out of funds beyond the current fiscal year.
14. Upon award and prior to execution of a contract, Sole Proprietorships are required to submit a copy of their social security cards to the Hidalgo County Auditor's Office in order to establish an account with the County. All awarded vendors must submit a completed W-9 and a copy of their Federal ID Number Certificate.
15. **DELIVERY INSTRUCTIONS:**
 - No deliveries accepted after 3:00 P.M., Monday-Friday.
 - At least seventy two (72) hours prior notice of delivery must be given to Martha L. Salazar, Purchasing Agent before delivery will be accepted.
 - If you need additional information call the office listed below:

Hidalgo County Purchasing Department
Martha L. Salazar, Purchasing Agent
(956) 318-2626

16. **BILLING AND PAYMENT INSTRUCTIONS:**

- Invoices must include:
 - a) Name and address of successful bidder
 - b) Name and address of receiving department or official
 - c) Purchase Order and/or Contract Number (if any)
 - d) Notation-"**Hidalgo County- Purchase of Uniforms and Accessories for Hidalgo County Law Enforcement Agencies**"
Descriptive information as to the items or services delivered, including product code, item number, quantity, etc.
- Discount payments will be considered when offered.
- Contact person for Billing and Payment questions:

HIDALGO COUNTY AUDITOR'S OFFICE
2802 S. BUSINESS HWY 281
Edinburg, Texas 78539
956-318-2511

17. **SCHEDULE OF EVENTS**

| | |
|-------------------------------------|----------------------|
| Pre-Bid Conference, 1:30P.M. | July 02, 2013 |
| Bid Opening, 9:30 AM | July 10, 2013 |
| Award of Contract | 2013 |
| Commence Work or Deliver Products | 2013 |

18. **BID OR PERFORMANCE BOND AND DEBARMENT CERTIFICATION
PAYMENT UNDER CONTRACT (if applicable)**

- If the contract proposed is for the construction of public works or is for a contract for goods & services exceeding \$100,000, all bidders shall furnish a good and sufficient bid bond in the amount of five percent of the total contract price. A bid bond must be executed with a surety company authorized to do business in Texas. All bidders are also required to furnish a certification or acknowledgment stating that the contractor or vendor is free from suspension or debarment pursuant to federal regulation 45CFR Part 76.
- Together with the signing of a contract or issuance of a purchase order following the acceptance of a bid, and prior to commencement of the actual work, the bidder shall furnish a performance bond to the County for the full amount of the contract, if that contract exceeds \$50,000.
- If the contract is for \$50,000 or less, no money will be paid to the contractor until completion and acceptance of the work or the fulfillment of the purchase obligation to the County, and, if applicable, the receipt by County of satisfactory evidence that all subcontractors and material men have been paid.
- If a contract is for the construction, alteration or repair of public buildings or public works, the contractor *shall* provide a payment bond for a contract in excess of Twenty Five Thousand Dollars (\$25,000.00), as required by Tex. Govt. Code Ch. 2253.

- For requirements contracts, bond requirements are determined by applying the proposed unit price to the estimated quantities included in the specifications.

19. **ETHICAL STANDARDS:**

- It shall be a breach of ethics to offer, give or agree to give any elected official, department head or employee, or former elected official, department head or employee, of the County, or for any elected official, department head or employee or former elected official, department head or employee of the County, to solicit, demand, accept or agree to accept from another person, entity or organization, a gratuity or an offer of employment in connection with any decision, approval, disapproval, recommendation, preparation or any part of a program requirement or purchase request, influencing the content of any specification or procurement standard, rendering of advice, investigation, auditing, or in any other advisory capacity in any proceeding or application, request for ruling, determination, claim or controversy, or other particular matter pertaining to any program requirement or a contract or subcontract, or to any solicitation or proposal therefore pending before any department or agency of the County.
- It shall be a breach of ethics for any payment, gratuity or offer of employment to be made by or on behalf of a subcontractor under a contract to the prime contractor or higher tier subcontractor for any contract for the County, or any person associated therewith, as an inducement for the award of a subcontract or order.
- No public official shall have an interest in a contract awarded hereunder except in accordance with Tex. Loc. Govt. Code Chapter 171.

20. **DISCLOSURE OF CONFLICT OF INTEREST**

- Effective January 1, 2006, Chapter 176 of the Texas Local Government Code requires that any vendor, person, consultant or contractor considering doing business with Hidalgo County ("the County") to disclose in the Conflict of Interest Questionnaire (the "CIQ") attached as Exhibit D, the vendor, person, consultant or contractor's affiliation or business relationship that might cause a conflict of interest with the County. By law, the CIQ must be filed with the Hidalgo County Clerk's Office no later than the seventh business day after the date the person becomes aware of facts that require that statement to be filed. The disclosure requirement applies to a person or business who contracts or seeks to contract with Hidalgo County for the sale or purchase of property, goods or service. Any purchase order or contract resulting from this process shall be considered null and void if the successful bidder fails to comply with Texas Local Government Code Chapter 176. Vendors, consultants, contractors and others who desire to conduct business with Hidalgo County are encouraged to refer to Texas Local Government Code Chapter 176 for the details of this law. An offense under Texas Local Government Code Chapter 176 is a Class C Misdemeanor.

Please Submit completed CIQ forms to the Hidalgo County Clerk's Office located at 100 N. Clossner, Edinburg, Texas 78539-Hidalgo County Courthouse

COMPLETION AND SUBMISSION OF FORM CIQ IS THE SOLE RESPONSIBILITY OF THE PROSPECTIVE BIDDER.

21. If, during the life of any contract or bid awarded, the successful bidder's net prices generally available to other customers for items awarded herein are reduced below the contracted price, it is understood and agreed that the benefits of such reduction shall be extended to County.
22. Bids, and all goods and services provided there under, shall comply with all federal, state and local laws concerning this type(s) of goods and/or services.
23. Minimum Standards For Responsible Prospective Bidders: A prospective bidder must affirmatively demonstrate bidder's responsibility. A prospective bidder, by submitting a bid, represents to County that it meets the following requirements:
 - Possess or is able to obtain adequate financial resources as required to perform under the bid;
 - Be able to comply with the required or proposed delivery schedule;
 - Have a satisfactory record of performance;
 - Have a satisfactory record of integrity and ethics;
 - Be otherwise qualified and eligible to receive an award.
24. Successful bidder will pay or cause to be paid, without cost or expenses to County, all FICA, FUTA/SUTA and Federal Income Withholding Taxes of all employees, and all wages and benefits as required by Federal or State law. Successful bidder's officers, agents and/or employees will not be entitled to any benefits of an employee or elected official of County, including, but not limited to, benefits associated with County's civil service system.
25. Any contract award to a successful bidder will be in effect until: A.) the contract expires, B.) delivery and acceptance of products, and/or performance of services ordered, or C.) terminated by County with thirty (30) day's written notice prior to cancellation.
26. County reserves the right to enforce performance of any contract awarded hereunder in any manner prescribed by law or deemed to be in the best interest of the County in the event of breach or default by successful bidder; County reserves the right to terminate any contract immediately in the event a successful bidder fails to:
 - A.) Meet schedules;
 - B.) Pay any required fees or taxes; or
 - C.) Otherwise perform in accordance with the specifications.
27. Successful bidder shall defend, indemnify and save harmless County and all its elected officials, officers, agents and employees from all suits, actions, or other claims of any character, name and description brought for or on account of any injuries or damages received or sustained by any person, persons, or property on account of any negligent act or fault of the successful bidder, or of any agent, employee, subcontractor or supplier of

successful bidder in the execution of, or performance under, any contract which may result from bid award or which arises from any event or casualty happening on or within County premises themselves or happening upon or in any halls, elevators, entrances, stairways or approaches of or to such County facilities. Successful bidder shall pay any judgment with costs which may be obtained against County growing out of such injury or damages, and shall, upon request, provide a defense to County by counsel reasonably acceptable to County. Successful bidder's indemnity hereunder shall include, but is not limited to, claims relating to patent, copyright or trademark infringement, and the like, arising out of the goods and services provided by successful bidder.

28. Successful bidder shall warrant that all items/services shall conform to the specifications and/or all warranties provided under the Uniform Commercial Code and be free from all defects in material, workmanship and the like. Items supplied under a contract pursuant to this Request for Bids shall be subject to County's approval. Items found to be defective or not meeting specifications shall be replaced by successful bidder within two business days at no expense to County. Items not picked up within one (1) week after notification shall be deemed a donation to County and may be used or disposed of at County's discretion and without waiver of any other rights of County as to the item's nonconformity.
29. This document and any disputes arising hereunder shall be governed and construed according to the laws of the State of Texas, and will be performable exclusively in Hidalgo County, Texas.
30. The successful bidder shall not assign, sell, transfer or convey its rights under any awarded contract, in whole or in part, without the prior written consent of County.

successful bidder in the execution of, or performance under, any contract which may result from bid award or which arises from any event or casualty happening on or within County premises themselves or happening upon or in any halls, elevators, entrances, stairways or approaches of or to such County facilities. Successful bidder shall pay any judgment with costs which may be obtained against County growing out of such injury or damages, and shall, upon request, provide a defense to County by counsel reasonably acceptable to County. Successful bidder's indemnity hereunder shall include, but is not limited to, claims relating to patent, copyright or trademark infringement, and the like, arising out of the goods and services provided by successful bidder.

28. Successful bidder shall warrant that all items/services shall conform to the specifications and/or all warranties provided under the Uniform Commercial Code and be free from all defects in material, workmanship and the like. Items supplied under a contract pursuant to this Request for Bids shall be subject to County's approval. Items found to be defective or not meeting specifications shall be replaced by successful bidder within two business days at no expense to County. Items not picked up within one (1) week after notification shall be deemed a donation to County and may be used or disposed of at County's discretion and without waiver of any other rights of County as to the item's nonconformity.
29. This document and any disputes arising hereunder shall be governed and construed according to the laws of the State of Texas, and will be performable exclusively in Hidalgo County, Texas.
30. The successful bidder shall not assign, sell, transfer or convey its rights under any awarded contract, in whole or in part, without the prior written consent of County.

Hidalgo County

“Purchase of Uniforms and Accessories for Hidalgo County Law Enforcement Agencies”

To: Martha L. Salazar, CPPB, Purchasing Agent
Hidalgo County Purchasing Department
Physical Address: 2802 S. Business Hwy. 281 -New Administration Building
Mailing/Postal Address: 2812 S. Business Hwy. 281
Edinburg, Texas 78539

In accordance with the Specifications, and subject to all laws and regulations of the United States and state and local laws, the undersigned bidder proposes and commits to furnish all labor, equipment, material, software and services as set forth in the documents hereinbefore mentioned. The undersigned bidder further agrees, upon acceptance of its bid, to execute a contract and/or Purchase Order issued by Hidalgo County for performing and completing the work described in the Specifications within the time stated and for the prices proposed in the documents attached hereto and made a part hereof.

Bidder acknowledges receipt of all of the pages of the documents referenced in the Invitation to Bid Checklist presented in connection with this procurement. Bidder understands that Hidalgo County reserves the right to reject any or all bids and further reserves the right to design the evaluation criteria to be used in selecting the lowest and best bid.

Bidder agrees that this bid shall be good and may not be withdrawn for a period of ninety (90) calendar days after the scheduled closing time for receiving bids, as contained in the Specifications.

Respectfully submitted,

Bidder: _____

Address: _____

By: _____

Printed Name: _____

Title: _____

EXHIBIT "A"
Specifications/Requirements
Hidalgo County
"Purchase of Uniforms and Accessories for Hidalgo County Law Enforcement Agencies"
BID No. 2013-088-07-10-SMA

GENERAL REQUIREMENTS, TERMS AND CONDITIONS

PURPOSE

Hidalgo County is seeking to contract with a qualified vendor(s) to furnish ***"Uniforms and Accessories for Hidalgo County Law Enforcement Agencies"*** on an "As Needed Basis" including, but not limited to, the following:

1. PREPARATION of BID

All costs and expenses associated with the preparation and submission of bids shall be the responsibility of the bidder and no reimbursement for such charges or expenses shall be passed onto Hidalgo County.

2. EMERGENCY PURCHASE

Hidalgo County has the authority to utilize State Contracts whenever it is in the County's best interest to do so.

3. QUANTITIES

Quantities are estimates only and are not a commitment to buy. Approximate usage does not constitute an order, but only implies the probable quantity that will be used. Commodities will be ordered on an **As- Needed Basis**. Bidder is responsible for accurate final counts.

4. CONTRACT TERM

The initial contract term will be for two (2) years with the County's option to extend for an additional two (2) one (1) year term under the same rates, terms and conditions. Hidalgo County reserves the right to continue this bid for an additional sixty (60) day grace period, under the same rates, terms and conditions at the end of the contract term for unforeseen delays in award of new bid for the next contract term.

5. INSURANCE (requirements)

- a. The bidder must at all times during the term of this contract, maintain insurance coverage with not less than the type and requirements shown. (**Refer to Exhibit "C"**)
- b. Such insurance is to be provided at the sole cost of the bidder.
- c. Bidder shall furnish Hidalgo County with Certificate of Insurance naming Hidalgo County as additional insured.

6. MULTIPLE VENDOR AWARD (special requirements)

Hidalgo County reserves the right to award this contract to more than one vendor at the County's discretion.

7. GARMENT FITTING

The successful vendor shall be required to measure each deputy in order to provide proper uniform fit for odd sizes and/or custom fit.

8. PRICING

All bid prices for items shall take into consideration shipping and handling costs, embroidery, patches on uniforms and any other items mentioned on specifications as part of the fixed unit price.

9. SHIPPING/PACKAGING

All Individual orders must be packaged individually, and must be folded and wrapped in plastic. The departments name must be indicated on the outside of the package including the packing slip with the following information:

- Name of address of vendor
- Name and address of requesting department
- Hidalgo County Purchase Order Number
- Description of product(s) or material shipped
- Quantity of items

10. BRAND NAMES

Specifications may reference name brands and model numbers. It is not the intent of Hidalgo County to restrict these bids in such cases, but to establish a desired quality level of merchandise or to meet a pre-established standard due to like existing items. Bidder may offer items of equal stature and the burden of proof of such stature rests with Bidder. Hidalgo County shall act as sole judge in determining equality and acceptability of products offered.

11. FABRIC AND COLOR COMPATIBILITY

Due to existing stock, uniforms in use and color compatibility concern, the brand names and colors indicated in the specification are acceptable. Bid proposing any other names and colors will be required to provide a specifications sheet on the material proposing to be equal with the following information addressed.

- Weave
- Weight
- Fiber Content
- Ply of Yarn
- Breaking Strength
- Construction
- Fiber length
- Dye Procedure
- Kaumograph

Uniforms/clothing proposed must match colors and patches/embroidery of uniforms/clothing currently being used by user department.

12. AGE and MANUFACTURE

All tangible goods being bid must be new and unused. All items not specifically mentioned that are required for a complete unit shall be furnished.

13. DELIVERY SCHEDULE

Vendor will ensure that all deliveries will be delivered in full within thirty (30) to forty-five (45) days from purchase order.

14. SAMPLES

- a. A sample of the uniform/clothing being proposed **MUST** be submitted at no charge to the County with the bids for review and inspection by Hidalgo County. Arrangements will be made with the vendor to return all uniform/clothing at no charge to the County. **IF SAMPLES ARE NOT SUBMITTED, THE BID WILL BE DISQUALIFIED AND REJECTED.**

15. PRE-BID CONFERENCE

A PRE-BID conference will be held on TUESDAY, July 02, 2013 at 1:30p.m. in Hidalgo County Purchasing Department Conference Room located at 2802 South Business Hwy. 281, Edinburg, Texas. The purpose of the pre-bid conference is to answer any questions associated to the Specifications and/or Requirements. It is the responsibility of the bidder to acquire all applicable data needed to submit a bonafide response. **ALL BIDDERS ARE ENCOURGED TO ATTEND THIS CONFERENCE.**

16. WARRANTIES

The successful vendor shall warrant that all materials utilized in the performance of this contract shall conform to the proposed specifications and/or all warranties as stated in the Uniform Commercial Code and be free from all defects in material, workmanship and title.

17. BID AWARD

Award of contract shall be made to the most responsible, responsive bidder, whose offer is determined to be the best value, taking into consideration the relative importance of price. Hidalgo County reserves the right to be the sole judge as to whether items bid will serve the purpose intended. Hidalgo County reserves the right to accept or reject in part or in whole any bid submitted, and to waive any technicalities or informalities for the best interest of the County. Hidalgo County reserves the right to award based upon individual line items, sections or total bid.

18. Hidalgo County reserves the right to seek purchases from state contracts whenever it is in the best interest to do so.

19. The contract for this project will be utilized by any Hidalgo County Law Enforcement Agency

20. The awarded vendor will have a representative made available to measure any and/or all participating county departments.

A.) Hidalgo County Constable Precinct No. 1

UNIFORM- I

1) SHORT SLEEVE SHIRTS (perfection uniforms 2300, 2340 zipper front) equal or better

| | |
|------------------------------|--|
| FABRIC | VISA System 3 [®] fabric from Milliken & Company, Style #707430, 100% Dacron [®] polyester, and texturized woven. Weight 7.25 oz. per yard. Single warp, 2 ply filling. |
| COLOR | Silver Tan |
| CREASING | Pockets, pocket flaps, collar band and shoulder straps to be die creased to give uniform shape and size. To have two sewn in permanent military creases in front and three in back. |
| FRONT | To have a self fabric center pleat 1-1/2" wide extending from collar band to bottom of shirt. It shall have 2 rows of stitching 7/8" apart. The center pleat to be lined with 100% Polyester, 250 Denier. Right front to have an approximate 3" tumbuck extending from collar to bottom of shirt. There shall be six front and one collar button. Center placket shall be a two piece construction. |
| COLLAR | To be die cut. Convertible collar is to measure 3-1/4" long at points and to be topstitched 1/4" from edge. The interlinings are to be 100% polyester, 250 denier. Permanent collar stays of proper length are to be sewn inside collar so that no stitches are made through the bottom leaf. All shirts to have satin lining in neck area. |
| YOKE | Two piece yoke of self goods to measure approximately 2-3/4" at bottom center of band and 2-1/2" at outside edge of yoke. Yoke must have a 1/16" topstitch. Shirts with no top stitched back yoke will not be accepted. |
| SLEEVES | Sleeves are to be one piece, have a 7/8" hem and finish 9-1/2" to 9-3/4" long from the shoulder seam. Sleeve setting and closing shall be done with an overedge and safety stitch. The sleeve is to be bartacked at the hem |
| POCKETS | Two breast pockets finishing 5-3/8" wide and 5-3/4" long to have mitered comers. Both pockets shall have a 1-1/2" box pleat stitched top and bottom to prevent spreading. Left pocket to have a sewn through pencil opening 1- 3/8" wide. Velcro 5/8" wide and 5/8" long to be placed on each pocket to secure Velcro placed on each flap. |
| FLAPS | To be die cut, creased and scalloped, finishing 5-3/4" in width, 2-3/4" in length at the center and 2-1/2" at each side. Flaps to be placed 1/4" above the top of each pocket and have one centered buttonhole with button. The left flap to have a pencil opening 1-3/8" wide and secured with bartacks on each side of the opening. Velcro 3/4" square to be placed on edges of each flap. Flaps to be lined with crease 'n' tack interlining. |
| BADGE TAB | Inside sling type of self goods approximately 1" wide to extend from joining seam to pocket of left front. To have two small, uncut buttonholes 1-1/4" apart with the lower buttonhole approximately 1" above the flap. Sling shall be turned and stitched and sewn down on the bottom. |
| SHOULDER STRAPS | To be sewn into sleeve head seam and measure approximately 2-1/4" lapering to 1-1/2" with end pointed. Straps to be end approximately 1/2" from the collar seam. They shall be box stitched to shoulders with a row of cross stitching 2" from sleeve head and diagonally sewn from each end of the seam to the sleeve. Shoulder straps are to be die cut, creased and lined with crease 'n' tack. |
| EPAULETS | Must be set on the shoulders and sewn into the shoulder and sleeve seam. The epaulets shall be sewn to the jacket using a box-cross stitched and shall have a buttonholed. Epaulets will be silvertan with red piping |
| SHIRT SIZES | All shirts must be available in exact neck sizes. Alpha sizes will not be acceptable. In neck sizes 16 through 18 1/2 "Talls" must also be available as an "in-stock" item. |
| EMBLEMS/PATCHE S | Emblems are to be sewn on both shoulders with 4 1/2" emblem 80% embroidery with plastic backing. Emblems are to be included in the price of the shirt. |
| BUTTONS | To be a melamine button dyed to match the fabric color, 20 ligne. |
| METAL BUTTON FEATURE* | Dark Navy and Navy shirts are made to accept metal buttons on the shoulder straps, fronts, pocket flaps and cuffs. The right front on these shirts is to have an approximate 1-1/2" tumbuck. Six front buttons to be 22 ligne. |
| PACKING | Shirts to be polybagged individually. |
| ZIPPER CLOSURE | All shirts must have a front closure with a 14" nylon separating zipper. |
| WARRANTY | One year against workmanship or fabric defects. |

2) LONG SLEEVE SHIRTS (perfection uniforms 2000, 2040 zipper front) equal or better

| | |
|------------------|---|
| FABRIC | VISA [®] System 3 fabric from Milliken and Company, Style #707430, 100% Dacron [®] polyester, and texturized woven. Weight 7.25 oz. per yard. Single warp, 2 ply filling. |
| COLOR | Silver Tan |
| CREASING | Pockets, pocket flaps, collar band and shoulder straps to be die creased to give uniform shape and size. To have two sewn in permanent military creases in front and three in back. |
| FRONT | To have a self fabric center pleat 1-1/2" wide extending from collar band to bottom of shirt. It shall have 2 rows of stitching 7/8" apart. The center pleat to be lined with 100% Polyester, 250 Denier. A self-lined button stand 7/8" wide shall be placed on the right side and extend from collar band to bottom of shirt. There shall be six front and one collar button. Center placket shall be a two piece construction. |
| COLLAR | To be die cut. The back of the stand is to measure 1-1/2". The points are to be 3-1/4" in length and top stitched 1/4" from edge. The interlinings are to be 100% polyester, 250 denier. Collar band to be lined with crease 'n' tack interlining. Permanent collar stays of proper length are to be sewn inside collar so that no stitches are made through the bottom leaf. The stand shall fasten with one button. All shirts to have satin lining in neck area. |
| YOKE | Two piece yoke of self goods to measure approximately 2-3/4" at bottom center of band and 2-1/2" at outside edge of yoke. 1/16" topstitch. Shirts with no top stitched back yoke will not be acceptable. |
| SLEEVES | Each sleeve shall have one piece pointed placket 1-1-1/4" wide both top and bottom, with one button placed on the placket approximately 2-1/4" above the top of the cuff. Sleeve setting and closing shall be done with an overedge and safety stitch. Cuffs to close with 2 buttons and buttonholes, be 2-7/8" wide and have 1/4" topstitching on the edge. They shall be lined with woven, unbleached 100% Cotton interlining. |
| POCKETS | Two breast pockets finishing 5-3/8" wide and 5-3/4" long to have mitered comers. Both pockets shall have a 1-1/2" box pleat stitched top and bottom to prevent spreading. Left pocket to have a sewn through pencil opening 1- 3/8" wide. Velcro 5/8" wide and 5/8" long to be placed on each pocket to secure Velcro placed on each flap. |
| FLAPS | To be die cut, creased and scalloped, finishing 5-3/4" in width, 2-3/4" in length at the center and 2-1/2" at each side. Flaps to be placed 1/4" above the top of each pocket and have one centered buttonhole with button. The left flap to have a pencil opening 1-3/8" wide and secured with bartacks on each side of the opening. Velcro 3/4" square to be placed on the edge of each flap. Flaps to be lined with crease 'n' tack interlining |
| BADGE TAB | Inside sling type of self-goods approximately 1" wide to extend from joining seam to pocket of left front. To have two small, uncut |

| | |
|--|--|
| | buttonholes 1-1/4" apart with the lower buttonhole approximately 1" above the flap. Sling shall be turned and stitched and sewn down in the bottom. |
| SHOULDER STRAPS | To be sewn into sleeve head seam and measure approximately 2-1/4" tapering to 1-1/2" with end pointed. Straps to be set approximately 1" from the collar seam. They shall be box stitched to shoulders with a row of cross stitching 2" from sleeve head and diagonally sewn from each end of the seam to the sleeve. Shoulder straps are to be die cut, creased and lined with crease 'n' tack. |
| EPAULETS | Must be set on the shoulders and sewn into the shoulder and sleeve seam. The epaulets shall be sewn to the jacket using a box-cross stitched and shall have a buttonhole. Epaulets will be silvertan with red piping |
| SHIRT SIZES | Shirts shall be available as a stock item sized with exact neck size and exact sleeve length. Any combination neck size or sleeve lengths are not acceptable. |
| BUTTONS | To be a melamine button dyed to match the fabric color. 20 ligne. |
| METAL BUTTON FEATURE | Navy shirts are made to accept metal buttons on the shoulder straps, fronts, pocket flaps and cuffs. The right front on these shirts is to have an approximate 1-1/2" turnback. Six front buttons to be 22 ligne. Silver or Gold "Texas Buttons are required |
| PACKING | Shirts to be polybagged individually. |
| EMBLEMS/PATCHES | Emblems are to be sewn on both shoulders with 4 1/2" emblem 80% embroidery with plastic backing. Emblems are to be included in the price of the shirt. |
| ZIPPER CLOSURE | All shirts must have a front closure with a 14" nylon separating zipper. |
| WARRANTY | One year against workmanship or fabric defects. |
| 3) TROUSERS (perfection style 2600DN) equal or better | |
| FABRIC | VISA® System 3 fabric from Milliken & Company, style 707470, 100% Dacron® polyester. Two ply warp and filling, 10.5 - 11 oz. per linear yard, 2 x 1 gabardines weave. |
| DESIGN | Shall be made on a uniform pattern, having a plain front with quarter top pockets and two back pockets. |
| STRIPING | Stripe will be attached to the side of the pant. The stripe will start at the bottom seam of the pocket and run the length of the pant.. The stripe is red 1" on tan piggyback stripe. |
| COLOR | Dark Navy |
| POCKETS | The front pocket opening will be a minimum 6-1/2" and be 6" deep from the bottom of the opening. They shall be stitched, turned, and restitched. The inside front pocket facing shall be a separate piece of self material finishing no less than 1-1/4" wide. The back pockets will have a minimum opening of 5-1/2" and be 6" deep. Sizes 29 and smaller will have a 5" opening. They shall be made with a Reese PW automatic machine and finished on the outside with an exposed top and bottom cord. The left pocket shall have a tab to button. The front pockets shall each have a straight bartack and each back pocket shall be bartacked with a triangular bartack. All front pockets shall be reinforced with a double layer of pocketing material |
| POCKETING | All pocketing shall be black, 75% polyester/25% cotton with a minimum thread count of 90 x 56. The weight shall be 3.0 yds/lb. |
| WAISTBAND | The waistband shall be 2" wide and shall be closed with a crush-proof hook and eye. The waistband curtain, attached with a rocap machine, shall have Snugtex and have Perfection fit stretch on the bottom. Ban-Rol waistband stiffener, 3/4" in width, shall be sewn into the waistband on the front of the trouser from side seam to side seam. The full length of the waistband is fused with Pellon. The trousers are to be made with a continuous closed waistband. The waistband shall be set on and shall be stitched below the lower edge through the outer fabric and the waistband curtain. |
| INSIDE TRIM | The right fly and crotch linings shall be the same fabric and color as the waistband curtain. The right fly lining shall be sewn to the left fly below the zipper. The crotch lining shall be serged to each front. A one piece French fly made of the outer fabric shall be sewn to the inside right fly. A separate sewn on French fly will not be acceptable. |
| BELT LOOPS | There shall be a minimum of five (5) belt loops on waist sizes 30 and down, seven (7) belt loops on waist sizes 31 - 48, and a minimum of nine (9) on sizes 50 and larger. Each loop is to be 3/4" wide, of double thickness, and stitched on the face side with a two needle machine. Except for the center back loop which shall be tacked on, all loops shall be sewn into the bottom of the waistband and into the rocap. They shall accommodate a 1-5/8" belt. |
| ZIPPER | The trousers shall be closed with a YKK brass zipper which has a brass bottom stop at the base of the zipper chain and a brass ratcheting cam lock slider. The inside left fly will be reinforced with Pellon under the zipper stitching. A straight bartack shall be sewn through from the outside of the garment to the inside at the bottom of the fly. It shall be sewn through the zipper tape, the right and left fly and the right fly lining. The right and left fly shall be joined by an additional bartack located below the bottom zipper stop on the inside of the trouser. |
| SEAMING | The entire trouser is to be seamed with polyester core thread. The seat seam shall be stitched with a tandem needle seat seaming machine. All exposed inside seams of the trouser are to be serged. |
| SIZE TAG | Trousers shall be labeled with the following information: lot number, size, fiber content, and care instructions. |
| FINISHING AND PRESSING | All loose threads shall be removed. Trousers must be pressed completely and properly with the side seam, inseam, and seat seam pressed open. There must be a Texpak clip attached to the top fly of the finished trousers. |
| WARRANTY | One year against workmanship or fabric defects. |

UNIFORMS II

4) SHORT SLEEVE SHIRTS (8713X) BLAUER STREET GEAR (equal or better)

| | | |
|----------------------------------|--|--|
| SHELL FABRIC | 6.5 oz. per square yard 2 X 1 twill weave in a 65% polyester / 35% cotton fiber blend with 3XDRIY® comfort finish and 10-12% filling stretch that is pre-cured for wrinkle resistance. Machine washable and dry cleanable cotton blend provides user comfort, uniform appearance, durability, and easy care. | |
| COLOR | (45) Silver Tan | |
| TRIM | Interlining: Small Parts: 100% polyester Front Placket: 50% Polyester 50% Cotton Hook and loop: Woven Nylon base Buttons: melamine, 20 ligne, matching shell fabric | |
| DESIGN & CONSTRUCTION | Short sleeve uniform shirt 5 crease military style with permanent sewn in creases Top fused convertible sport collar Mitered, pleated pockets with scalloped flaps, pencil opening in left pocket, hook and loop closure Epaulets Badge eyelets with internal support strap Extra long shirt tails | |
| CUSTOMIZATION | Emblems Name Tab Zipper Front Metal Buttons on epaulets and pocket flaps | |
| STANDARD SIZE RANGE | Men's: Regular Length: S-3XL Women's: Regular Length: XS-2XL | |
| EMBLEMS/PATCHES | Emblems are to be sewn on both shoulders with 4 1/2" emblem 80% embroidery with plastic backing. Emblems are to be included in the price of the shirt. | |
| MEASUREMENTS | Men's: Regular Length: L: | Women's: Regular Length: M |
| | Neck: 17.25 (plus or minus 0.5 inches) ½ Chest: 25.25 (plus or minus 0.75 inches) Back Length: 32.5 (plus or minus 0.5 inches) | Neck: 15.5 (plus or minus 0.5 inches) 1/2 Chest: 22 (plus or minus 0.75 inches) Back Length: 28.5 (plus or minus 0.5 inches) |

5) TROUSERS (8810X) SIDE POCKET (equal or better)

| | | | | | |
|----------------------------------|--|------------------------------------|---|-----------------------------|-----------------------------|
| SHELL FABRIC | 6.5 oz. per square yard 2 X 1 twill weave in a 65% polyester / 35% cotton fiber blend with 3XDRIY® comfort finish and 10-12% filling stretch that is pre-cured for wrinkle resistance. Machine washable and dry cleanable cotton blend provides user comfort, uniform appearance, durability, and easy care. | | | | |
| COLOR | Dark Navy | | | | |
| TRIM | <ul style="list-style-type: none"> • Pocketing: 70/30 polyester/cotton twill, not less than 3.0 oz. sq. yd. • Interlining: polyester non-woven. • Binding: polyester/cotton bias cut. • Waistband: polyester, spandex, nylon blend with double strip of silicone shirt grip. • Stretch edge control. • Fly zipper: nylon coil, size #5, auto-lock slider. • Side Pocket Zipper: nylon coil, size #5. • Hook and eyes: nickel-plated. • Buttons: melamine, 22 ligne, matching shell fabric. | | | | |
| DESIGN & CONSTRUCTION | <ul style="list-style-type: none"> • Front quarter pockets; double section-side pockets with hidden cell phone pouch, a 1" Scotchlite strip under each pocket flap, hidden equipment tunnels; and inverted double cord hip pockets with button tabs. (Women Pattern: Front quarter pockets stay-stitched shut for appearance. Can be broken for functionality) • All pocket secured with bartacks. Stretch waistband with fly tab. • Interlined wide belt loops inserted in bottom of waistband and tacked at top. • Double hook and eye closure. <p>Quarter linings in front quarters. Outlets in waistband (back) and thigh inseam. Tandem needle seat seam. Seat, inseam, and out seams pressed open. 10-12 stitches per inch (all seams). Permanent silicone adhesive creases, front and back.</p> | | | | |
| CUSTOMIZATION (OPTIONAL) | Windproof-breathable liner. Removable reflective package. Removable identification package. Hemming. | | | | |
| STANDARD SIZE RANGE | Men's: Regular Length: even waist sizes 28 - 54; odd sizes 31 - 37 Women's: Regular Length: even dress sizes 6 - 24 | | | | |
| MEASUREMENTS | Men's: Regular Length: Waist Size 36: | | Women's: Regular Length: Dress Size 12 | | |
| | ½ waist | 18 (plus or minus 0.25 inches) | 1/2 Waist: | 15.25 | (plus or minus 0.25 inches) |
| | Seat | 24 (plus or minus 0.25 inches) | Seat | 22.625 | (plus or minus 0.25 inches) |
| | ½ Knee | 10.875 (plus or minus 0.25 inches) | ½ Knee | 10.125 | (plus or minus 0.25 inches) |
| | ½ Bottom Leg | 8.75 (plus or minus 0.25 inches) | ½ Bottom Leg | 8.5 | (plus or minus 0.25 inches) |
| | Inseam | 37 (plus or minus 0.50 inches) | Inseam | 35.875 | (plus or minus 0.50 inches) |
| Out seam | 46.25 (plus or minus 0.50 inches) | Out seam | 45.875 | (plus or minus 0.50 inches) | |

| | | | | | |
|------------|--------|-----------------------------|------------|-------|-----------------------------|
| Front Rise | 10.375 | (plus or minus 0.25 inches) | Front Rise | 10.13 | (plus or minus 0.25 inches) |
| Back Rise | 16.875 | (plus or minus 0.25 inches) | Back Rise | 13.75 | (plus or minus 0.25 inches) |

UNIFORM-III

6) POLO-SHORT SLEEVE (5.11 Tactical -71048) equal or better

| | |
|--------------------|--|
| DESCRIPTION | <ul style="list-style-type: none"> • 100 % Treated 6.4 oz. Interlocked cotton fabric to prevent fading, wrinkling and shrinking • Moisture wicking finish • Tough melamine buttons • No roll Collar with flexible collar strays • Mic-loop pockets located at each shoulder and placed at the bottom of the placket at the sternum level • Reinforced dual pen pockets • Polo shirts with name & title embroidered on right breast and badge embroidered on left breast |
| COLOR | Silvertan |
| SIZE | Sm – XXL and Larger |

7) TACTICAL PANTS (5.11 Tactical- 74251) equal or better

| | |
|--------------------------------|--|
| FABRIC | 100 % Cotton Tactical Canvas, 8.5 oz , 73x40/10x10, Pant weight |
| POCKETING | 80% Polyester 20% Cotton T/C, tightly woven poplin |
| SIZE | Pants must be available in Regular, Short, Long and X-Large Long. from stock |
| COLOR | Khaki 055 or Walnut 105 |
| FEATURES & BENEFITS | Self adjusting action waist with elastic sides; 7 belt loops and a DORing; Deep front pockets; cargo pockets with flaps; phone pocket on right front. Large open-top back pockets, and a tool strap on right back. The pants have double knees of self fabric, removable 6mm Neoprene knee pad inserts; and a double seat of self fabric. Bottom hems have openings for draw cords. |
| POCKETS | <ul style="list-style-type: none"> • Front pocket openings have self fabric facings and extra reinforcements on knife clippings area. Pocket openings are firmly bar tacked on both ends. Pocket bags are made of durable Poly/Cotton blend and they are extra deep. Pocket bags are finished clean inside the pant and double stitched for heavy duty. • Cargo pockets have large flaps and Velcro closure. • Is lined with extra durable Cordura Nylon. The pocket has gussets on sides and a large flap with Velcro closure; it accommodates a phone. • Back Pockets are formed of self fabric. They are extra large with large open top. The top has Velcro closure. Opening has extra reinforcement on the side seam side; both ends are firmly cross-bar tacked. |
| SEAMS & STITCHING | <ul style="list-style-type: none"> • Seams are durable with 10 stitches per inch and extra heavy 5-thread construction. • Top stitching are non-raveling lock stitching. Side seams, seat seam and front rise have two-needle top stitching. Crotch point is bar tacked. Fly outline, had pocket openings, all pocket flaps, knee patches and seat patch have double needle top stitching. Cargo pockets are attached with double needle top stitching. Belt loops are bar tacked on all corners. Cargo pocket openings are bar tacked and flaps are cross bar tacked. Back pocket openings are cross bar tacked. All Velcro pieces are attached with box stitching |
| LABELS | The woven logo label, care label, size label, country of origin label and fiber content are permanently attached to the pants. |
| CLOSURES | Closures are high quality, proven brand name products. Fly zipper is metallic YKK zipper with auto lock slider. Waist snap is metallic PRYM snaps with extra strong grip. Inside fly button is cross tacked. |

8) JACKETS

| | |
|----------------------|---|
| FABRIC | Outershell: Travis Mills #7450 100% Nylon Supplex (equal or better) Removable Lining: 104x86 Thread Count, 70 Denier Nylon Taffeta or equal Color: Navy Thinsulate by 3M quilted 200-gram body with 100-gram sleeve or equal. 100 % Nylon taffeta, thread counts 104x86 or equal |
| DESIGN | The jacket shall be a full cut, waist length model with two-way zipper front, Thinsulate zip-in/zip-out liner, shirred waistband, and zippered side vents. Coat construction shall be used throughout the body and sleeves being fully lined |
| BODY DETAIL | The front shall be plain with patch pockets, flaps and badge tab. The inside facings shall be made of outer fabric and are to be sewn on top of the nylon lining which extends to the front edge of the jacket. There shall be a one piece back designed with the Articulated Gusset for full freedom of movement. There is to be a separate 2- ½" shirred waistband with 2- ½" heavy duty elastic. The entire waistband is to be shirred with the exception of an area 5 ¼" on either side of the front opening. There shall be side zipper entry on both side seams, approximately 11" in length and secured by a nylon zipper and elasticized snap closure. The shoulders shall have pads. A self goods reinforcement strip, approximately 3", shall be sewn on the inside of the jacket joined at the top of the waistband and extending from side to side. |
| INSIDE DETAIL | On the left side of the coat, there shall be a gun pocket installed on the permanent lining to accept a small frame handgun. The gun pocket shall have a minimum opening of 4 ½" and be a minimum of 6" deep. The gun pocket shall be furnished with a strap and snap closure. Bartacks shall reinforce the opening. There shall be two cut-in pockets on the left and right sides measuring approximately 5 ¼" wide and 6" deep. There shall be a strap and snap on the lining of each sleeve end for attaching the zip in liner. The bottom of the coat on the inside shall have a 4" piece of outer shell material between the waistband and the inner taffeta lining to guard against wear from the inside. |
| SLEEVES | The sleeves shall be one piece set in with a single needle machine. The bottom of the sleeve shall have Velcro and elastic for adjustable fit. The cuff itself should measure 1 7/8" in width. |
| POCKETS | There shall be two patch pockets with 1 ½" box pleats, finishing approximately 6 ½" wide and 7 3/8" deep. Flaps shall be scalloped and self lined, measuring 6 ¾ wide and 3 3/8" long at center and 3" long at each end. They shall close with Velcro on the side points and with a centered buttonhole. The pockets shall be lined with pocketing material with an opening of approximately 5 ½" on the side. The left patch pocket is to have a 1 ½" pencil opening at the top of the flap. Both the pockets and the flaps are to be bartacked. Flaps are too interlined |
| COLLAR | The standup collar shall be made using self material and shall be interlined with Pellon. There shall be an option of a detachable hood and fur collar using Orlon pile. This collar and hood are to be attached to the permanent collar with buttons. |
| EPAULETS | The epaulets shall be made of self goods. They shall be sewn into the sleeve head seam, "X" stitched and tacked to the jacket at the neck. |

| | |
|---|---|
| SIZES | Jackets must be available small through XXL and larger |
| BADGE TAB | The badge tab shall be made of the outer fabric lined with pocketing fabric, and shall measure 2" tall by 1" wide. The first eyelets is 1/2" down from the top finished edge and the second is 1/2" up from the bottom finished edge. The eyelets are spaced 1" apart from center to center. The badge tab shall be centered 2 1/2" above the left flap pocket. |
| ZIPPER | There shall be an YKK #5, two-way molded nylon zipper in the front and an 11" nylon zipper on each side vent. |
| BUTTONS & SNAPS | The pocket flaps and epaulets shall be secured with 24 ligne metal buttons. The front fly and size zipper tabs shall be secured by high impact, non-reflective, non-glare, scratch resistant snaps. |
| THREAD | All sewing is to be done with polyester core thread or 100% spun polyester thread. |
| SIZE TAG & CARE INSTRUCTIONS | Each jacket shall have a sewn-in woven size label. There shall also be a printed label with care instructions. Each coat shall be marked with lot number, size fiber content and WPL number. |
| WARRANTY | Garments shall have a one year warranty against workmanship against workmanship or fabric defects. |
| EMBLEMS/PATCHES | Emblems are to be sewn on both shoulders with a 4 1/2" emblem 80% embroidery with plastic backing. Emblem are to be included in the price of the jacket |

9) WINDBREAKER

| | |
|--------------------------------|--|
| DESCRIPTION & COLOR | Windbreaker/navy |
| BLEND | 80% polyester/20% cotton |
| FABRIC | Poplin weave Outershell |
| FINISH | Durable water repellent |
| CARE | Hand wash |
| LINER | Zip-Out liner |
| WAISTBAND | Elastic back bottom edge |
| CLOSURE | Two-way zipper |
| POCKET | Two pleated patched pockets and flaps with bottom-through closure; tow hand-warmer side panel pockets |
| CUFFS | Two button adjustable cuff |
| OTHER | Screen printed light jacket with name and title embroidered on right chest, badge on left chest, constable on the sleeves and on backside. |

10) RAINCOATS

| | |
|--------------------|---|
| DESCRIPTION | Length 48"; heavy gauge; black/orange; screen-printed with "Constable" on orange side and on left chest |
|--------------------|---|

11) PATCHES

| | |
|-------------------------|--|
| SHOULDER PATCHES | The department patch must be of the same design and color scheme by the Hidalgo County Constable Pct 1. The patch has gold lettering and trim on a dark brown background. The bidders are encouraged to attend the pre-bid conference for exact design and size of patches. Each shirt must come with a patch sewn onto each sleeve (Two patches per shirt). Name Tab Zipper Front Metal Buttons on epaulets and pocket flaps |
|-------------------------|--|

B.) Hidalgo County Constable Precinct No. 2

UNIFORM I

1) SHIRTS- SHORT SLEEVE (perfection uniforms 2300, 2340 zipper front) equal or better

| | |
|----------------------|--|
| FABRIC | VISA System 3 [®] fabric from Milliken & Company, Style #707430, 100% Dacron [®] polyester, and texturized woven. Weight 7.25 oz. per yard. Single warp, 2 ply filling. |
| COLOR | Silver Tan |
| CREASING | Pockets, pocket flaps, collar band and shoulder straps to be die creased to give uniform shape and size. To have two sewn in permanent military creases in front and three in back. |
| FRONT | To have a self fabric center pleat 1-1/2" wide extending from collar band to bottom of shirt. It shall have 2 rows of stitching 7/8" apart. The center pleat to be lined with 100% Polyester, 250 Denier. Right front to have an approximate 3" tum back extending from collar to bottom of shirt. There shall be six front and one collar button. Center placket shall be a two piece construction. |
| COLLAR | To be die cut. Convertible collar is to measure 3-1/4" long at points and to be topstitched 1/4" from edge. The interlinings are to be 100% polyester, 250 denier. Permanent collar stays of proper length are to be sewn inside collar so that no stitches are made through the bottom leaf. All shirts to have satin lining in neck area. |
| YOKE | Two piece yoke of self goods to measure approximately 2-3/4" at bottom center of band and 2-1/2" at outside edge of yoke. Yoke must have a 1/16" topstitch. Shirts with no top stitched back yoke will not be accepted. |
| SLEEVES | Sleeves are to be one piece, have a 7/8" hem and finish 9-1/2" to 9-3/4" long from the shoulder seam. Sleeve setting and closing shall be done with an overedge and safety stitch. The sleeve is to be bartacked at the hem |
| POCKETS | Two breast pockets finishing 5-3/8" wide and 5-3/4" long to have mitered corners. Both pockets shall have a 1-1/2" box pleat stitched top and bottom to prevent spreading. Left pocket to have a sewn through pencil opening 1- 3/8" wide. Velcro 5/8" wide and 5/8" long to be placed on each pocket to secure Velcro placed on each flap. |
| FLAPS | To be die cut, creased and scalloped, finishing 5-3/4" in width, 2-3/4" in length at the center and 2-1/2" at each side. Flaps to be placed 1/4" above the top of each pocket and have one centered buttonhole with button. The left flap to have a pencil opening 1-3/8" wide and secured with bartacks on each side of the opening. Velcro 3/4" square to be placed on edges of each flap. Flaps to be lined with crease 'n' tack interlining. |
| BADGE TAB | Inside sling type of self goods approximately 1" wide to extend from joining seam to pocket of left front. To have two small, uncut buttonholes 1-1/4" apart with the lower buttonhole approximately 1" above the flap. Sling shall be turned and stitched and sewn down on the bottom. |
| SHOULDER STRAPS | Shoulder Straps - The shoulder straps shall be pointed at the end toward the neck of the shirt. The other end shall be sewn in sleeve head seam. The open ends shall be fastened with one dark brown button. The straps shall measure 2" at sleeve and taper to 1-3/8". Straps to be set about 1/2" from the collar. Shoulder straps shall be box stitched to shoulders with row of cross-stitching 2" from sleeve head seam. The Red piping on brown strap. |
| SHIRT SIZES | All shirts must be available in exact neck sizes. Alpha sizes will not be acceptable. In neck sizes 16 through 18 1/2 "Talls" must also be available as an "in-stock" item. |
| EMBLEMS/PATCHES | Emblems are to be sewn on both shoulders with 4 1/2" emblem 80% embroidery with plastic backing. Emblems are to be included in the price of the shirt. |
| BUTTONS | To be a melamine button dyed to match the fabric color, 20 ligne. |
| METAL BUTTON FEATURE | Dark Navy and Navy shirts are made to accept metal buttons on the shoulder straps, fronts, pocket flaps and cuffs. The right front on these shirts is to have an approximate 1-1/2" tum back. Six front buttons to be 22 ligne. |
| PACKING | Shirts to be polybagged individually. |
| ZIPPER CLOSURE | All shirts must have a front closure with a 14" nylon separating zipper. |
| WARRANTY | One year against workmanship or fabric defects. |

2) SHIRTS-LONG SLEEVE (perfection uniforms 2000, 2040 zipper front) equal or better

| | |
|-----------|---|
| FABRIC | VISA [®] System 3 fabric from Milliken and Company, Style #707430, 100% Dacron [®] polyester, and texturized woven. Weight 7.25 oz. per yard. Single warp, 2 ply filling. |
| COLOR | Silver Tan |
| CREASING | Pockets, pocket flaps, collar band and shoulder straps to be die creased to give uniform shape and size. To have two sewn in permanent military creases in front and three in back. |
| FRONT | To have a self fabric center pleat 1-1/2" wide extending from collar band to bottom of shirt. It shall have 2 rows of stitching 7/8" apart. The center pleat to be lined with 100% Polyester, 250 Denier. A self-lined button stand 7/8" wide shall be placed on the right side and extend from collar band to bottom of shirt. There shall be six front and one collar button. Center placket shall be a two piece construction. |
| COLLAR | To be die cut. The back of the stand is to measure 1-1/2". The points are to be 3-1/4" in length and top stitched 1/4" from edge. The interlinings are to be 100% polyester, 250 denier. Collar band to be lined with crease 'n' tack interlining. Permanent collar stays of proper length are to be sewn inside collar so that no stitches are made through the bottom leaf. The stand shall fasten with one button. All shirts to have satin lining in neck area. |
| YOKE | Two piece yoke of self goods to measure approximately 2-3/4" at bottom center of band and 2-1/2" at outside edge of yoke. 1/16" topstitch. Shirts with no top stitched back yoke will not be acceptable. |
| SLEEVES | Each sleeve shall have one piece pointed placket 1-1-1/4" wide both top and bottom, with one button placed on the placket approximately 2-1/4" above the top of the cuff. Sleeve setting and closing shall be done with an overedge and safety stitch. Cuffs to close with 2 buttons and buttonholes, be 2-7/8" wide and have 1/4" topstitching on the edge. They shall be lined with woven, unbleached 100% Cotton interlining. |
| POCKETS | Two breast pockets finishing 5-3/8" wide and 5-3/4" long to have mitered corners. Both pockets shall have a 1-1/2" box pleat stitched top and bottom to prevent spreading. Left pocket to have a sewn through pencil opening 1- 3/8" wide. Velcro 5/8" wide and 5/8" long to be placed on each pocket to secure Velcro placed on each flap. |
| FLAPS | To be die cut, creased and scalloped, finishing 5-3/4" in width, 2-3/4" in length at the center and 2-1/2" at each side. Flaps to be placed 1/4" above the top of each pocket and have one centered buttonhole with button. The left flap to have a pencil opening 1-3/8" wide and secured with bartacks on each side of the opening. Velcro 3/4" square to be placed on the edge of each flap. Flaps to be lined with crease 'n' tack interlining. |
| BADGE TAB | Inside sling type of self-goods approximately 1" wide to extend from joining seam to pocket of left front. To have two small, uncut buttonholes 1-1/4" apart with the lower buttonhole approximately 1" above the flap. Sling shall be turned and stitched and sewn down in the bottom. |

| | |
|------------------------------|--|
| SHOULDER STRAPS | Shoulder Straps - The shoulder straps shall be pointed at the end toward the neck of the shirt. The other end shall be sewn in sleeve head seam. The open ends shall be fastened with one dark brown button. The straps shall measure 2" at sleeve and taper to 1-3/8". Straps to be set about 1/2" from the collar. Shoulder straps shall be box stitched to shoulders with row of cross-stitching 2" from sleeve head seam. The red piping on brown strap. The yellow measures 2" in width. The black sits atop with a width of 1.875". The yellow should show only 0.0625" on both sides of the strap. The BROWN & RED material proposed must match the color scheme currently in use by the Hidalgo County Constable's Office. |
| SHIRT SIZES | Shirts shall be available as a stock item sized with exact neck size and exact sleeve length. Any combination neck size or sleeve lengths are not acceptable. |
| BUTTONS | To be a melamine button dyed to match the fabric color. 20 ligne. |
| METAL BUTTON FEATURE* | Navy shirts are made to accept metal buttons on the shoulder straps, fronts, pocket flaps and cuffs. The right front on these shirts is to have an approximate 1-1/2" tumbuck. Six front buttons to be 22 ligne. |
| PACKING | Shirts to be polybagged individually. |
| EMBLEMS/PATCHES | Emblems are to be sewn on both shoulders with 4 1/2" emblem 80% embroidery with plastic backing. Emblems are to be included in the price of the shirt. |
| ZIPPER CLOSURE | All shirts must have a front closure with a 14" nylon separating zipper. |
| WARRANTY | One year against workmanship or fabric defects. |

3) TROUSERS (perfection style 2600ST) equal or better

| | |
|-------------------------------|--|
| FABRIC | VISA® System 3 fabric from Milliken & Company, style 707470, 100% Dacron® polyester. Two ply warp and filling, 10.5 - 11 oz. per linear yard, 2 x 1 gabardines weave. |
| DESIGN | Shall be made on a uniform pattern, having a plain front with quarter top pockets and two back pockets. |
| COLOR | Brown |
| POCKETS | The front pocket opening will be a minimum 6-1/2" and be 6" deep from the bottom of the opening. They shall be stitched, turned, and restitched. The inside front pocket facing shall be a separate piece of self material finishing no less than 1-1/4" wide. The back pockets will have a minimum opening of 5-1/2" and be 6" deep. Sizes 29 and smaller will have a 5" opening. They shall be made with a Reese PW automatic machine and finished on the outside with an exposed top and bottom cord. The left pocket shall have a tab to button. The front pockets shall each have a straight bartack and each back pocket shall be bartacked with a triangular bartack. All front pockets shall be reinforced with a double layer of pocketing material |
| POCKETING | All pocketing shall be black, 75% polyester/25% cotton with a minimum thread count of 90 x 56. The weight shall be 3.0 yds/lb. |
| STRIPING | Windproof breathable liner. Striping - Stripe will be attached to the side of the pant. The stripe will start at the bottom seam of the pocket and run the length of the pant. The stripe has an overall width of 0.75". Red piping on brown striping. The black portion should be no wider than 0.5" and the yellow should be 0.75" in total width with only 0.125 of an inch showing on either side of the black. The Black and Yellow material proposed must match the color scheme currently in use by the Hidalgo County Constable's Office |
| WAISTBAND | The waistband shall be 2" wide and shall be closed with a crush-proofs hook and eye. The waistband curtain, attached with a rocap machine, shall have Snugtex and have Perfection fit stretch on the bottom. Ban-Rol waistband stiffener, 3/4" in width, shall be sewn into the waistband on the front of the trouser from side seam to side seam. The full length of the waistband is fused with Pellon. The trousers are to be made with a continuous closed waistband. The waistband shall be set on and shall be stitched below the lower edge through the outer fabric and the waistband curtain. |
| INSIDE TRIM | The right fly and crotch linings shall be the same fabric and color as the waistband curtain. The right fly lining shall be sewn to the left fly below the zipper. The crotch lining shall be serged to each front. A one piece French fly made of the outer fabric shall be sewn to the inside right fly. A separate sewn on French fly will not be acceptable. |
| BELT LOOPS | There shall be a minimum of five (5) belt loops on waist sizes 30 and down, seven (7) belt loops on waist sizes 31 - 48, and a minimum of nine (9) on sizes 50 and larger. Each loop is to be 3/4" wide, of double thickness, and stitched on the face side with a two needle machine. Except for the center back loop which shall be tacked on, all loops shall be sewn into the bottom of the waistband and into the rocap. They shall accommodate a 1-5/8" belt. |
| ZIPPER | The trousers shall be closed with a YKK brass zipper which has a brass bottom stop at the base of the zipper chain and a brass ratcheting cam lock slider. The inside left fly will be reinforced with Pellon under the zipper stitching. A straight bartack shall be sewn through from the outside of the garment to the inside at the bottom of the fly. It shall be sewn through the zipper tape, the right and left fly and the right fly lining. The right and left fly shall be joined by an additional bartack located below the bottom zipper stop on the inside of the trouser. |
| SEAMING | The entire trouser is to be seamed with polyester core thread. The seat seam shall be stitched with a tandem needle seat seaming machine. All exposed inside seams of the trouser are to be serged. |
| SIZE TAG | Trousers shall be labeled with the following information: lot number, size, fiber content, and care instructions. |
| FINISHING AND PRESSING | All loose threads shall be removed. Trousers must be pressed completely and properly with the side seam, inseam, and seat seam pressed open. There must be a Texpak clip attached to the top fly of the finished trousers. |
| WARRANTY | One year against workmanship or fabric defects. |

UNIFORM – II

4) SHIRTS -SHORT SLEEVE (8713X) Blauer Street Gear (equal or better)

| | |
|----------------------------------|--|
| SHELL FABRIC | 6.5 oz. per square yard 2 X 1 twill weave in a 65% polyester / 35% cotton fiber blend with 3XDRIY® comfort finish and 10-12% filling stretch that is pre-cured for wrinkle resistance. Machine washable and dry cleanable cotton blend provides user comfort, uniform appearance, durability, and easy care. |
| COLOR | (45) Silver Tan |
| TRIM | Interlining: Small Parts: 100% polyester Front Placket: 50% Polyester 50% Cotton Hook and loop: Woven Nylon base Buttons: melamine, 20 ligne, matching shell fabric |
| DESIGN & CONSTRUCTION | Short sleeve uniform shirt 5 crease military style with permanent sewn in creases Top fused convertible sport collar Mitered, pleated pockets with scalloped flaps, pencil opening in left pocket, hook and loop closure Epaulets Badge eyelets with internal support strap Extra long shirt tails |

| | | |
|------------------------|--|--|
| CUSTOMIZATION | Emblems Name Tab Zipper Front Metal Buttons on epaulets and pocket flaps | |
| SIZE RANGE | Men's: Regular Length: S-3XL , Women's: Regular Length: XS-2XL | |
| EMBLEMS/PATCHES | Emblems are to be sewn on both shoulders with 4 1/2" emblem 80% embroidery with plastic backing. Emblems are to be included in the price of the shirt. | |
| MEASUREMENTS | Men's: Regular Length: L: | Women's: Regular Length: M |
| | Neck: 17.25 (plus or minus 0.5 inches) 1/2 Chest: 25.25 (plus or minus 0.75 inches) Back Length: 32.5 (plus or minus 0.5 inches) | Neck: 15.5 (plus or minus 0.5 inches) 1/2 Chest: 22 (plus or minus 0.75 inches) Back Length: 28.5 (plus or minus 0.5 inches) |

UNIFORM-III

5) POLO-SHORT SLEEVE SHIRTS-5.11 Tactical (71048) equal or better

| | |
|--------------------|--|
| DESCRIPTION | <ul style="list-style-type: none"> • 100 % Treated 6.4 oz. Interlocked cotton fabric to prevent fading, wrinkling and shrinking • Moisture wicking finish • Tough melamine buttons • No roll Collar with flexible collar strays • Mic-loop pockets located at each shoulder and placed at the bottom of the placket at the sternum level • Reinforced dual pen pockets • Polo shirts with name & title embroidered on right breast and badge embroidered on left breast |
| COLOR | BROWN or BLUE |
| SIZE | Sm – XXL and Larger |

6) TACTICAL PANTS 5.11 Tactical 74251 equal or better

| | |
|--------------------------------|--|
| FABRIC | 100 % Cotton Tactical Canvas, 8.5 oz . 73x40/10x10, Pant weight |
| POCKETING | 80% Polyester 20% Cotton T/C, tightly woven poplin |
| SIZE | Pants must be available in Regular, Short, Long and X-Large Long. from stock |
| COLOR | Khaki 055 or Walnut 105 |
| FEATURES & BENEFITS | Self adjusting action waist with elastic sides; 7 belt loops and a DORing; Deep front pockets; cargo pockets with flaps; phone pocket on right front, Large open-top back pockets, and a tool strap on right back. The pants have double knees of self fabric, removable 6mm Neoprene knee pad inserts; and a double seat of self fabric. Bottom hems have openings for draw cords. |
| POCKETS | <ul style="list-style-type: none"> • Front pocket openings have self fabric facings and extra reinforcements on knife clippings area. Pocket openings are firmly bar tacked on both ends. Pocket bags are made of durable Poly/Cotton blend and they are extra deep. Pocket bags are finished clean inside the pant and double stitched for heavy duty. • Cargo pockets have large flaps and Velcro closure. • Knife pocket? Is lined with extra durable Cordura Nylon. The pocket has gussets on sides and a large flap with Velcro closure; it accommodates a phone. • Back Pockets are formed of self fabric. They are extra large with large open top. The top has Velcro closure. Opening has extra reinforcement on the side seam side; both ends are firmly cross-bar tacked. |
| SEAMS & STITCHING | <ul style="list-style-type: none"> • Seams are durable with 10 stitches per inch and extra heavy 5-thread construction. • Top stitching are non-raveling lock stitching. Side seams, seat seam and front rise have two-needle top stitching. Crotch point is bar tacked. Fly outline, had pocket openings, all pocket flaps, knee patches and seat patch have double needle top stitching. Cargo pockets are attached with double needle top stitching. Belt loops are bar tacked on all corners. Cargo pocket openings are bar tacked and flaps are cross bar tacked. Back pocket openings are cross bar tacked. All Velcro pieces are attached with box stitching |
| LABELS | The woven logo label, care label, size label, country of origin label and fiber content are permanently attached to the pants. |
| CLOSURES | Closures are high quality, proven brand name products. Fly zipper is metallic YKK zipper with auto lock slider. Waist snap is metallic PRYM snaps with extra strong grip. Inside fly button is cross tacked. |

7) B.D.U. (BATTLE DRESS UNIFORM) STYLE PANT

Tan And Black (Or Color Closest To The Tan And Black Of Existing Uniforms)

If The Color Varies Distinctly From Existing Sample Uniform It Will Not Be Considered. This Is Done To Keep The Appearance Of Uniformity.

100% Cotton Ripstop Only.

Pant Must Have:

- Adjustable Waist Tabs
- Two (2) Front Pockets
- Two (2) Rear Pockets
- Two (2) Large Button Down Bellows Leg Pockets
- Reinforced Seat And Knees
- All Seams Double Stitched
- Drawstring Ankle Ties

Pants Must Come In Both Regular And Long Lengths.

The Sizes Of B.D.U.'S Used Are: ,Small, Medium, Large, X-Large, Xx-Large, Xxx-Large, Xxxx-Large

Note: Shrinkage Allowance Must Be Minimal On Pant And Contain Washing Care Instructions. Material Must Be Machine Washable And Able To Be Ironed.

8) JACKETS

| | |
|-----------------------------|---|
| FABRIC | Outershell: Travis Mills #7450 100% Nylon Supplex (equal or better) Removable Lining: 104x86 Thread Count, 70 Denier Nylon Taffeta or equal Color: BROWN Thinsulate by 3M quilted 200-gram body with 100-gram sleeve or equal. 100 % Nylon taffeta, thread counts 104x86 or equal |
| DESIGN | The jacket shall be a full cut, waist length model with two-way zipper front. Thinsulate zip-in/zip-out liner, shirred waistband, and zippered side vents. Coat construction shall be used throughout the body and sleeves being fully lined |
| BODY DETAIL | The front shall be plain with patch pockets, flaps and badge tab. The inside facings shall be made of outer fabric and are to be sewn on top of the nylon lining which extends to the front edge of the jacket. There shall be a one piece back designed with the Articulated Gusset for full freedom of movement. There is to be a separate 2- 1/2" shirred waistband with 2- 1/2" heavy duty elastic. The entire waistband is to be shirred with the exception of an area 5 3/4" on either side of the front opening. There shall be side zipper entry on both side seams, approximately 11" in length and secured by a nylon zipper and elasticized snap closure. The shoulders shall have pads. A self goods reinforcement strip, approximately 3", shall be sewn on the inside of the jacket joined at the top of the waistband and extending from side to side. |
| INSIDE DETAIL | On the left side of the coat, there shall be a gun pocket installed on the permanent lining to accept a small frame handgun. The gun pocket shall have a minimum opening of 4 1/2" and be a minimum of 6" deep. The gun pocket shall be furnished with a strap and snap closure. Bartacks shall reinforce the opening. There shall be two cut-in pockets on the left and right sides measuring approximately 5 1/4" wide and 6" deep. There shall be a strap and snap on the lining of each sleeve end for attaching the zip in liner. The bottom of the coat on the inside shall have a 4" piece of outer shell material between the waistband and the inner taffeta lining to guard against wear from the inside. |
| SLEEVES | The sleeves shall be one piece set in with a single needle machine. The bottom of the sleeve shall have Velcro and elastic for adjustable fit. The cuff itself should measure 1 7/8" in width. |
| POCKETS | There shall be two patch pockets with 1 1/2" box pleats, finishing approximately 6 1/2" wide and 7 3/8" deep. Flaps shall be scalloped and self lined, measuring 6 1/4" wide and 3 3/8" long at center and 3" long at each end. They shall close with Velcro on the side points and with a centered buttonhole. The pockets shall be lined with pocketing material with an opening of approximately 5 1/2" on the side. The left patch pocket is to have a 1 1/2" pencil opening at the top of the flap. Both the pockets and the flaps are to be bartacked. Flaps are too interlined |
| COLLAR | The standup collar shall be made using self material and shall be interlined with Pellon. There shall be an option of a detachable hood and for collar using Orlon pile. This collar and hood are to be attached to the permanent collar with buttons. |
| EPAULETS | The epaulets shall be made of self goods. They shall be sewn into the sleeve head seam, "X" stitched and tacked to the jacket at the neck. |
| SIZES | Jackets must be available small through XXL and larger |
| BADGE TAB | The badge tab shall be made of the outer fabric lined with pocketing fabric, and shall measure 2" tall by 1" wide. The first eyelets is 1/2" down from the top finished edge and the second is 1/2" up from the bottom finished edge. The eyelets are spaced 1" apart from center to center. The badge tab shall be centered 2 1/2" above the left flap pocket. |
| ZIPPER | There shall be an YKK #5, two-way molded nylon zipper in the front and an 11" nylon zipper on each side vent. |
| BUTTONS & SNAPS | The pocket flaps and epaulets shall be secured with 24 ligne metal buttons. The front fly and size zipper tabs shall be secured by high impact, non-reflective, non-glare, scratch resistant snaps. |
| THREAD | All sewing is to be done with polyester core thread or 100% spun polyester thread. |
| SIZE TAG & CARE INTRUCTIONS | Each jacket shall have a sewn-in woven size label. There shall also be a printed label with care instructions. Each coat shall be marked with lot number, size fiber content and WPL number. |
| WARRANTY | Garments shall have a one year warranty against workmanship against workmanship or fabric defects. |
| EMBLEMS/PATCHES | Emblems are to be sewn on both shoulders with a 4 1/2" emblem 80% embroidery with plastic backing. Emblem are to be included in the price of the jacket |

C.) Hidalgo County Constable Precinct No. 3

1) SHIRTS- SHORT SLEEVE (perfection-style 2340DN) equal or better

| | |
|-------------------------|--|
| FABRIC | Milliken 707430 Poplin, Polyester 100%, Weight 7.25 per yard (liner), 80 warps and 49 filling, Permanent Press with soil release finish. |
| CREASING | Pockets, pocket flaps, collar band and shoulder straps to be stitched-creased to give uniform shape and size. The two (2) military creases in front and three (3) in back of each shirt must incorporate a permanent, modified, silicone crease produced by the "Lintrak System" (equal or better). |
| FRONT | Left front to have a self-fabric center pleat 1 1/2" wide extending from collar band to bottom of shirt. It shall have two (2) rows of stitching 1" apart. The center pleat to be lined with 100% Polyester. Right front to have an approximate 3" turn back extending from collar to bottom of shirt. The right front shall have seven (7) buttons. |
| COLLAR | To be die cut. Convertible collar is to measure approximately 3 1/4" long at point and to be topstitched 3/16" from edge. The interlinings are to be Dacron Polyester, 250 Denier. Permanent collar stays of proper length are to be sewn inside collar so that no stitches are made through the bottom leaf. |
| YOKE | Two-ply yoke lined on the inside with Polyester satin. Yoke shall measure approximately 3" at bottom center of band and 3 1/4" at outside edge of yoke. 1/16" topstitch. |
| SLEEVES | Sleeves are to be one (1) piece, have a 1" hem and finish 10" long from the shoulder seam. Sleeve setting and closing shall be done with an overedge and safety stitch. The sleeve is to be bar tacked at the hem. |
| POCKETS | Two (2) breast pockets finishing 5 1/2" wide and 6" long to have mitered corners. Both pockets shall have a 1 1/2" box pleat stitched top and bottom to prevent spreading. Left pocket to have a sewn through pencil opening 1 1/2" wide. Velcro 3/4" wide and 3/4" long to be placed on each pocket to secure Velcro placed on each flap. |
| FLAPS | To be die cut, creased and scalloped, finishing 5 3/4" in width, 2 1/2" in length at the center of 2 1/8" at each side. Flaps to be placed 1/4" above the top of each pocket and have one (1) centered buttonhole with button. The left flap to have a pencil opening 1 3/8" in width. Velcro 3/8" wide and 1" long to be placed on edges of each flap to secure Velcro placed on pockets. Flaps to be lined with crease'n'tack interlining. |
| PATCHES | Two (2) patches per shirt both the same. Uniform vendor will provide patches on shirt- on both shoulder 1/2" from upper seam. |
| BADGE TAB | Inside sling type of self-goods approximately 1" wide to extend from joining seam to pocket of left front. To have two (2) small, uncut buttonholes one inch (1") apart with the lower buttonhole approximately 1 1/2" above the flap. |
| SHOULDER STRAPS | To be sewn into sleeve head seam and measure approximately 2 1/8" tapering to 5/8" with end pointed. Straps to be set approximately half inch (1/2") from the collar seam. They shall be box stitched to shoulders with a row of cross-stitching two inches (2") from sleeve head and diagonally sewn from each end of the seam to the sleeve. Shoulder straps are to be die cut, creased and lined with crease'n'tack. |
| BUTTONS | To be a melamine button dyed to match the fabric color, 20 ligne. Removable button features to accommodate metal buttons |
| ZIPPER | Must include front metal zipper for shirt enclosure from top to bottom with equivalent color to shirt. |
| METAL BUTTON FEATURE | Dark brown equivalent to Perfection 2340DN shirts are made to accept metal buttons on the shoulder straps, front, and pocket flaps, Four (4) Silver/Gold front buttons to be 20 ligne. Two (2) Silver/Gold buttons for epaulets. Two (2) Silver/Gold buttons for pocket flaps. Some shirts require Silver, and others require Gold buttons. |
| STITCHING | The entire shirt is to be stitched with 100% polyester core 100% polyester wrap thread. All visible stitching must be 10-12 stitches per inch. Sleeve setting and side closing shall be done with an over edge and safety stitch. The outer edges of the collar are topstitched 3/16". The center front pleat has 2 rows of stitching 1" apart. The shoulder straps and pocket flaps are topstitched 1/16" from the edges. There is a second row of topstitching 1/4" from the flap setting stitches. The lower edge of the yoke is topstitched 1/16". |
| EPAULETS | Must be set on the shoulders and sewn into the shoulder and sleeve seam. The epaulets shall be sewn to the jacket using a box-cross stitched and shall have a buttonhole. Epaulets will be pink tan with red piping. |
| COLOR | (659AP) Brown (equal or better) |
| CONSTRUCTION | The collar is made by the conventional construction. The top ply, bottom ply and interlining are first stitched together, then turned right side out and finally topstitched. Shoulder straps and pocket flaps are creased. |
| WARRANTY | One (1) year against workmanship or fabric defects |
| SIZES | All Shirts must be available in even and half size neck sizes. "Talls" shall be available as "in-stock" item. |
| TAG & CARE INSTRUCTIONS | Each garment will be identified by permanent size, lot number, cut number, fiber content, WPL and care instruction labeling. |
| LABELING | The shirt shall be labeled with the following information: style number, size, fiber content, care instructions, RN number and country of origin. |

2) SHIRTS -LONG SLEEVE (Perfection-Style 3000BN) equal or better

| | |
|----------|---|
| FABRIC | Delta Mills, Style #9270 or equal, 100% Polyester, 2x2 Ply Constructions. Weight 9.5 to 10 oz. per yard. Tropical Weave. |
| CREASING | Pockets, pocket flaps, collar band and shoulder straps to be stitched-creased to give uniform shape and size. To have two sewn in permanent military creases in front and three in back. |
| FRONT | To have a self-fabric center pleat 1-1/2" wide extending from collar band to bottom of shirt. It shall have 2 rows of stitching 1" apart. The center pleat to be lined with Dacron Polyester, 250 Dener. A self-lined button stand 7/8" wide shall be placed on the right side and extend from collar band to bottom of shirt. There shall be six front and one collar button. Center placket shall be a two-piece construction. |
| COLLAR | To be die cut. The back of the stand is to measure 1- 1/2". The points are to be 3-1/4" in length and top stitched 1/4" from edge. The interlinings are to be 100% polyester. 250 denier. Collar band to be lined with crease 'n' tack interlining. Permanent collar stays of proper length are to be sewn inside collar so that no stitches are made through the bottom leaf. The stand shall fasten with one button. All shirts to have satin lining. |
| YOKE | Two piece yoke of self-goods to measure approximately 3" at bottom center of band and 3 1/4" at outside edge of yoke. 1/16" topstitch. Shirts with no top stitched back yoke will not be acceptable. |
| SLEEVES | Each sleeve shall have one piece pointed placket 1-1-1/4" wide both top and bottom, with one button placed on the placket approximately 2-1/4" above the top of the cuff. Sleeve setting and closing shall be done with an overedge and safety stitch. Cuffs to close with 2 buttons and buttonholes, be 2-1/8" wide and have 1/4" topstitching on the edge. They shall be lined with woven, unbleached 100% Cotton interlining. |
| POCKETS | Two (2) breast pockets finishing 5 1/2" wide and 6" long to have mitered corners. Both pockets shall have a 1 1/2" box pleat stitched top and bottom to prevent spreading. Left pocket to have a sewn through pencil opening 1 1/2" wide. Velcro 3/4" wide and 3/4" long to be placed on each pocket to secure Velcro placed on each flap. |
| FLAPS | To be die cut, creased and scalloped, finishing 5 3/4" in width, 2 3/4" in length at the center of 2 1/2" at each side. Flaps to be placed 1/4" |

| | |
|-------------------------|--|
| | above the top of each pocket and have one (1) centered buttonhole with button. The left flap to have a pencil opening 1 3/8" wide and 1 secure with bartacks on each side of the openings. Velcro 3/4 "square to be placed on the edge of each flap. Flaps to be lined with crease 'n' tack interlining. |
| PATCHES/EMBLEMS | Two (2) patches per shirt both the same. Uniform vendor will provide patches on shirt- on both shoulder 1/2" from upper seam. |
| BADGE TAB | Inside sling type of self-goods approximately 1" wide to extend from joining seam to pocket of left front. To have two (2) small, uncut buttonholes one inch (1") apart with the lower buttonhole approximately 1 1/2" above the flap. Sling shall be turned and stitched and sewn down in the bottom. |
| SHOULDER STRAPS | To be sewn into sleevehead seam and measure approximately 2 1/8" tapering to 5/8" with end pointed. Straps to be set approximately half inch (1/2") from the collar seam. They shall be box stitched to shoulders with a row of cross-stitching two inches (2") from sleeve head and diagonally sewn from each end of the seam to the sleeve. Shoulder straps are to be die cut, creased and lined with crease 'n' tack |
| BOTTOMS | To be a melamine button dyed to match the fabric color, 20 ligne. |
| ZIPPER | Must include front metal zipper for shirt enclosure from top to bottom with equivalent color to shirt |
| METAL BUTTON FEATURE | Brown Shirts are made to accept metal buttons on the shoulder straps, fronts, pocket flaps and cuffs. Four (4) Silver/Gold front buttons to be 20 ligne. Two (2) Silver/Gold buttons for epaulets. Two (2) Silver/Gold buttons for pocket flaps. Some shirts require Silver, and others require Gold buttons |
| STITCHING | The entire shirt is to be stitched with 100% polyester core 100% polyester wrap thread. All visible stitching must be 10-12 stitches per inch. Sleeve setting and side closing shall be done with an over edge and safety stitch. The outer edges of the collar are topstitched 3/16". The center front pleat has 2 rows of stitching 1" apart. The shoulder straps and pocket flaps are topstitched 1/16" from the edges. There is a second row of topstitching 1/4" from the flap setting stitches. The lower edge of the yoke is topstitched 1/16". |
| EPAULETS | Must be set on the shoulders and sewn into the shoulder and sleeve seam. The epaulets shall be sewn to the jacket using a box-cross stitched and shall have a buttonholed. Epaulets will be pink-tan with red piping. |
| COLOR | (659AP) Brown (equal or better) |
| CONSTRUCTION | The collar is made by the conventional construction. The top ply, bottom ply and interlining are first stitched together, then turned right side out and finally topstitched. Shoulder straps and pocket flaps are creased. |
| WARRANTY | One (1) year against workmanship or fabric defects. |
| SIZES | Shirts shall be available as a stock item sized with the exact neck size and exact sleeve length. Any combination neck size or sleeve lengths are not acceptable. |
| TAG & CARE INSTRUCTIONS | Each garment will be identified by permanent size, lot number, cut number, fiber content, WPL and care instruction labeling. |
| LABELING | The shirt shall be labeled with the following information: style number, size, fiber content, care instructions, RN number and country of origin. |

| | |
|--|--|
| 3) TROUSERS - POLYESTER TWILL (Style -X13506NS) equal or better | |
| FABRIC | Milliken 707428, Color: taupe/pick-tan 7496, 100% polyester, Weight: 15.75 oz./linear yard, Weave: 2 x 2 Right Hand Twill, Construction: 92 warp x 62 filling, Tensile Strength: 293 x 201 lbs., Finish: Visa® System III |
| POCKETING & LINING | All pocketing must be in black, 70% polyester/30% cotton, weave plain, 82 warp x 50 filling, 119 x 98 lbs. The weight must be 3.5 oz./square yard |
| CREASING | The front and rear creases in the trouser legs incorporate a permanent modified silicone crease produced by the Lintrak® System. |
| DESIGN | The trousers shall be made from a manufactured from a men's up-to-date uniform trouser pattern. The trouser styling shall incorporate a plain front with two quarter top pockets. Trouser is straight leg bottoms. Topstitched back pockets with triangle bartacks, left pocket has tab to button, zipper fly front with French fly. Inside belly band. Crotch lining. 1 1/2 inch waistband with dropped belt loops. |
| STRIPE | The trouser must have a stripe from waistband. The stripe shall be brown measuring 1/2" wide on 3/4 red striping on pant leg from waistband down |
| POCKETS | The front pockets are quarter top style, with a minimum 6 1/2" opening and a 6" depth, measured from the bottom of the opening. The front pocket bags are double tipped and shall be stitched, turned, and re-stitched. The inside front pocket facing shall be a separate piece of self material finishing no less than 1 1/2" wide. The back pockets have 5 1/2" openings and are 6" deep. They shall be made with a Reese PW automatic machine and topstitched on the outside with an exposed top and bottom welt inside facing. The left pocket shall have a tab to button. The front pockets shall have straight bartacks at the ends of the openings. The back pockets shall have triangle bartacks at the ends of the openings. |
| WAISTBAND | The trousers are made with a continuous closed 1 1/2" wide waistband. The full length of the waistband is stabilized with fusible nonwoven interlining. The waistband shall close with a crush proof hook and eye, which are reinforced with canvas stays. There shall be a bartack behind the eye. The 3-strand Snugtex® waistband curtain finishes 2 1/4" wide. 3/4" Ultra BanRol® waistband stiffener is used in the full length of the waistband. The waistband curtain shall be set on with a rocap machine and be closed by stitching below the waistband through the outer fabric and the waistband curtain |
| BELT LOOPS | There shall be seven (7) belt loops on sizes 38 and smaller, and 8 belt loops on sizes 40 and larger. Each loop is to be 3/4" wide, of double thickness, have canvas interlining and be stitched with a 1/4" gauge twin needle. All loops shall be tacked to the outside of the waistband, folded over the tacking, with the bottom of the loop folded under and tacked to the trousers. The side loops shall be placed 3/4" behind the side seams. The loops shall accommodate a 2" wide belt. |
| ZIPPER & FLY | The trousers shall close with a YKK brass memory lock zipper which has a brass bottom stop at the base of the zipper chain and a brass ratcheting cam lock slider. Both flies have fusible nonwoven interlining. The right fly has a French fly extension and is lined with pocketing fabric, which extends from the top of the waistband to the inseam. A matching button is stitched to the left waistband curtain to fasten the French fly. A straight bartack shall be stitched at the bottom of the fly from the outside of the garment, through the zipper tape, the right and left fly and the right fly lining. The right and left fly shall be joined by an additional bartack located below the bottom zipper stop on the inside of the trousers. The zipper and fly topstitching extend to the top of the waistband |
| INSIDE TRIM | Each front has a 4" wide belly band, made of pocketing fabric. It is sewn to the pocket bag and caught in the fly facing topstitching and the waist seam to provide a smooth front appearance. The crotch lining is made of folded pocketing fabric to provide a double layer and is serge to each front. The right fly lining extension is stitched to the front seat seam allowances and extends to the inseam. |
| STITCHING | The entire trouser is to be stitched with matching polyester core or 100% polyester spun thread. The thread shall be colorfast and match the fabric. All visible stitching must be 10-11 stitches per inch. All exposed inside seams are to be serge. The seat seam must be stitched with a tandem needle machine. There is a minimum 2 3/4" seat outlet for alterations. |
| PRESSING & FINISHING | All loose threads shall be removed. Trousers must be pressed on Hothead presses and properly shaped, with the inseams, outseams, and seat seam pressed open. There must be a Texpak clip attached to the waistband of the finished trousers |
| SIZES | The trousers shall be unhemmed and available in a regular rise length in waist sizes 28 through 60. Odd waist sizes must be available. |
| TAG & CARE INSTRUCTIONS | Trousers shall be labeled with the following information: manufacturer, style number, size, fiber content, care instructions, RN number and country of origin. |

4) PATROL JACKETS

| | |
|------------------------------|---|
| FABRIC | Outershell: Travis Mills #7450 ,100% Nylon Supplex or equal Removable Lining: 104x86 Thread Count, 70 Denier Nylon Taffeta or equal Color: Brown Thinsulate by 3M quilted 200-gram body with 100-gram sleeve or equal. 100 % Nylon taffeta, thread counts 104x86 or equal |
| DESIGN | The jacket shall be a full cut, waist length model with two-way zipper front, Thinsulate zip-in/zip-out liner, shirred waistband, and zippered side vents. Coat construction shall be used throughout the body and sleeves being fully lined |
| BODY DETAIL | The front shall be plain with patch pockets, flaps and badge tab. The inside facings shall be made of outer fabric and are to be sewn on top of the nylon lining which extends to the front edge of the jacket. There shall be a one piece back designed with the Articulated Gusset for full freedom of movement. There is to be a separate 2- ½" shirred waistband with 2- ½" heavy duty elastic. The entire waistband is to be shirred with the exception of an area 5 ¾" on either side of the front opening. There shall be side zipper entry on both side seams, approximately 11" in length and secured by a nylon zipper and elasticized snap closure. The shoulders shall have pads. A self goods reinforcement strip, approximately 3", shall be sewn on the inside of the jacket joined at the top of the waistband and extending from side to side. |
| INSIDE DETAIL | On the left side of the coat, there shall be a gun pocket installed on the Removable lining to accept a small frame handgun. The gun pocket shall have a minimum opening of 4 ½" and be a minimum of 6" deep. The gun pocket shall be furnished with a strap and snap closure. Bartacks shall reinforce the opening. There shall be two cut-in pockets on the left and right sides measuring approximately 5 ¼" wide and 6" deep. There shall be a strap and snap on the lining of each sleeve end for attaching the zip in liner. The bottom of the coat on the inside shall have a 4" piece of outer shell material between the waistband and the inner taffeta lining to guard against wear from the inside. |
| SLEEVES | The sleeves shall be one piece set in with a single needle machine. The bottom of the sleeve shall have Velcro and elastic for adjustable fit. The cuff itself should measure 1 7/8" in width. DEPARTMENT's PATCH MUST BE SEWN ON BOTH SLEEVES. |
| POCKETS | There shall be two patch pockets with 1 ½" box pleats, finishing approximately 6 ½" wide and 7 3/8" deep. Flaps shall be scalloped and self lined, measuring 6 ¾ wide and 3 3/8" long at center and 3" long at each end. They shall close with Velcro on the side points and with a centered buttonhole. The pockets shall be lined with pocketing material with an opening of approximately 5 ½" on the side. The left patch pocket is to have a 1 ½" pencil opening at the top of the flap. Both the pockets and the flaps are to be bartacked. Flaps are too interlined |
| COLLAR | The standup collar shall be made using self material and shall be interlined with Pellon. There shall be an option of a detachable hood and fur collar using Orlon pile. This collar and hood are to be attached to the permanent collar with buttons. |
| EPAULETS | The epaulets shall be made of self goods. They shall be sewn into the sleeve head seam, "X" stitched and tacked to the jacket at the neck. |
| SIZES | Jackets must be available small through XXL and larger |
| BADGE TAB | The badge tab shall be made of the outer fabric lined with pocketing fabric, and shall measure 2" tall by 1" wide. The first eyelets is ½ "down from the top finished edge and the second is ½" up from the bottom finished edge. The eyelets are spaced 1" apart from center to center. The badge tab shall be centered 2 ½" above the left flap pocket. |
| ZIPPER | There shall be an YKK #5, two-way molded nylon zipper in the front and an 11" nylon zipper on each side vent. |
| BUTTONS & SNAPS | The pocket flaps and epaulets shall be secured with 24 ligne metal buttons. The front fly and size zipper tabs shall be secured by high impact, non-reflective, non-glare, scratch resistant snaps. |
| THREAD | All sewing is to be done with polyester core thread or 100% spun polyester thread. |
| SIZE TAG & CARE INSTRUCTIONS | Each jacket shall have a sewn-in woven size label. There shall also be a printed label with care instructions. Each coat shall be marked with lot number, size fiber content and WPL number. |
| WARRANTY | Garments shall have a one year warranty against workmanship against workmanship or fabric defects. |
| EMBLEMS/PATCHES | Emblems are to be sewn on both shoulders. Emblem are to be included in the price of the jacket |

5) SHIRTS -POLO-SHORT SLEEVE (5.11 Tactical #71048) equal or better

| | |
|-------------|--|
| DESCRIPTION | <ul style="list-style-type: none"> • 100 % Treated 6.4 oz. Interlocked cotton fabric to prevent fading, wrinkling and shrinking • Moisture wicking finish • Tough melamine buttons • No roll Collar with flexible collar strays • Mic-loop pockets located at each shoulder and placed at the bottom of the placket at the sternum level • Reinforced dual pen pockets • Polo shirts with name & title embroidered on right breast and badge embroidered on left breast |
| COLOR | Dark Navy |
| SIZE | Sm – XXL and Larger |
| EMBLEM | Hidalgo County CONSTABLE badge embroidered on left side of chest. Name (bottom) & title (top) to be on right side. Bidders are encouraged to attend the pre-bid conference for viewing of samples. |

6) SHIRTS-PROFESSIONAL POLO-SHORT SLEEVE (5.11 Tactical #41060) equal or better

| | |
|-------------|--|
| DESCRIPTION | 100% Treated cotton to prevent fading, wrinkling,& shrinking, tough melamine buttons, No Roll Collar with flexible collar stays, Reinforced dual pen pockets on left sleeves, Accepts embroidery and silk screening well |
| SIZES | Small through 3XL |
| COLOR: | Dark Navy |
| EMBLEM | Hidalgo County CONSTABLE badge embroidered on left side of chest. Name (bottom) & title (top) to be on right side. Bidders are encouraged to attend the pre-bid conference for viewing of samples. |

7) PANTS-TACTICAL (5.11 Tactical 74003) equal or better

| | |
|---------------------|--|
| FABRIC | 100 % Cotton Tactical Canvas, 8.5 oz , 73x40/10x10, Pant weight |
| POCKETING | 80% Polyester 20% Cotton T/C, tightly woven poplin |
| SIZE | Pants must be available in Regular, Short, Long and X-Large Long. from stock |
| COLOR | Brown (108) |
| FEATURES & BENEFITS | Self adjusting action waist with elastic sides; 7 belt loops and a DORing; Deep front pockets; cargo pockets with flaps; phone pocket on right front, Large open-top back pockets, and a tool strap on right back. The pants have double knees of self fabric, removable 6mm |

| | |
|---|---|
| | Neoprene knee pad inserts; and a double seat of self fabric. Bottom hems have openings for draw cords. |
| POCKETS | <ul style="list-style-type: none"> • Front pocket openings have self fabric facings and extra reinforcements on knife clippings area. Pocket openings are firmly bar tacked on both ends. Pocket bags are made of durable Poly/Cotton blend and they are extra deep. Pocket bags are finished clean inside the pant and double stitched for heavy duty. • Cargo pockets have large flaps and Velcro closure. • Knife pocket is lined with extra durable Cordura Nylon. The pocket has gussets on sides and a large flap with Velcro closure; it accommodates a phone. • Back Pockets are formed of self fabric. They are extra large with large open top. The top has Velcro closure. Opening has extra reinforcement on the side seam side; both ends are firmly cross-bar tacked. |
| SEAMS & STITCHING | <ul style="list-style-type: none"> • Seams are durable with 10 stitches per inch and extra heavy 5-thread construction. • Top stitching are non-raveling lock stitching. Side seams, seat seam and front rise have two-needle top stitching. Crotch point is bar tacked. Fly outline, had pocket openings, all pocket flaps, knee patches and seat patch have double needle top stitching. Cargo pockets are attached with double needle top stitching. Belt loops are bar tacked on all corners. Cargo pocket openings are bar tacked and flaps are cross bar tacked. Back pocket openings are cross bar tacked. All Velcro pieces are attached with box stitching |
| LABELS | The woven logo label, care label, size label, country of origin label and fiber content are permanently attached to the pants. |
| CLOSURES | Closures are high quality, proven brand name products. Fly zipper is metallic YKK zipper with auto lock slider. Waist snap is metallic PRYM snaps with extra strong grip. Inside fly button is cross tacked. |
| 8) SHIRT- TACTICAL SHORT SLEEVE (Propper F531150)equal or better | |
| DESCRIPTION | <p>Made of 4-ounce 65% polyester/ 35% cotton ripstop This is an all-season weight, 65% polyester / 35% cotton fabric manufactured in a ripstop weave. The fabric is coated with DuPont Teflon to repel stains and liquids</p> <p>Hidden zipper (mock button) front for ease of use</p> <p>Battle Rip® fabric is lightweight and durable</p> <p>DuPont® Teflon® fabric protector repels stains and liquids</p> <p>Gusseted underarms for better range of motion</p> <p>Two zippered chest pockets</p> <p>Hidden collar stays provide a clean, professional look</p> |
| SIZES | Small through 3XL |
| COLOR: | Sheriff brown |

D.) Hidalgo County Constable Precinct No. 4

UNIFORM I

1) SHIRTS-SHORT SLEEVE (perfection uniforms 2300, 2340 zipper front) equal or better

| | |
|-----------------------|--|
| FABRIC | VISA System 3 [®] fabric from Milliken & Company, Style #707430, 100% Dacron [®] polyester, and texturized woven. Weight 7.25 oz. per yard. Single warp, 2 ply filling. |
| COLOR | Silver Tan |
| CREASING | Pockets, pocket flaps, collar band and shoulder straps to be die creased to give uniform shape and size. To have two sewn in permanent military creases in front and three in back. |
| FRONT | To have a self fabric center pleat 1-1/2" wide extending from collar band to bottom of shirt. It shall have 2 rows of stitching 7/8" apart. The center pleat to be lined with 100% Polyester, 250 Denier. Right front to have an approximate 3" tumbuck extending from collar to bottom of shirt. There shall be six front and one collar button. Center placket shall be a two piece construction. |
| COLLAR | To be die cut. Convertible collar is to measure 3-1/4" long at points and to be topstitched 1/4" from edge. The interlinings are to be 100% polyester, 250 denier. Permanent collar stays of proper length are to be sewn inside collar so that no stitches are made through the bottom leaf. All shirts to have satin lining in neck area. |
| YOKE | Two piece yoke of self goods to measure approximately 2-3/4" at bottom center of band and 2-1/2" at outside edge of yoke. Yoke must have a 1/16" topstitch. Shirts with no top stitched back yoke will not be accepted. |
| SLEEVES | Sleeves are to be one piece, have a 7/8" hem and finish 9-1/2" to 9-3/4" long from the shoulder seam. Sleeve setting and closing shall be done with an overedge and safety stitch. The sleeve is to be bartacked at the hem |
| POCKETS | Two breast pockets finishing 5-3/8" wide and 5-3/4" long to have mitered comers. Both pockets shall have a 1-1/2" box pleat stitched top and bottom to prevent spreading. Left pocket to have a sewn through pencil opening 1- 3/8" wide. Velcro 5/8" wide and 5/8" long to be placed on each pocket to secure Velcro placed on each flap. |
| FLAPS | To be die cut, creased and scalloped, finishing 5-3/4" in width, 2-3/4" in length at the center and 2-1/2" at each side. Flaps to be placed 1/4" above the top of each pocket and have one centered buttonhole with button. The left flap to have a pencil opening 1-3/8" wide and secured with bartacks on each side of the opening. Velcro 3/4" square to be placed on edges of each flap. Flaps to be lined with crease 'n' tack interlining. |
| BADGE TAB | Inside sling type of self goods approximately 1" wide to extend from joining seam to pocket of left front. To have two small, uncut buttonholes 1-1/4" apart with the lower buttonhole approximately 1" above the flap. Sling shall be turned and stitched and sewn down on the bottom. |
| SHOULDER STRAPS | To be sewn into sleeve head seam and measure approximately 2-1/4" tapering to 1-1/2" with end pointed. Straps to be end approximately 1/2" from the collar seam. They shall be box stitched to shoulders with a row of cross stitching 2" from sleeve head and diagonally sewn from each end of the seam to the sleeve. Shoulder straps are to be die cut, creased and lined with crease 'n' tack. |
| EPAULETS | Silver tan with gold piping |
| SHIRT SIZES | All shirts must be available in exact neck sizes. Alpha sizes will not be acceptable. In neck sizes 16 through 18 1/2 "Talls" must also be available as an "in-stock" item. |
| EMBLEMS/PATCHES | Emblems are to be sewn on both shoulders with 4 1/2" emblem 80% embroidery with plastic backing. Emblems are to be included in the price of the shirt. |
| BUTTONS | To be a melamine button dyed to match the fabric color, 20 ligne. |
| METAL BUTTON FEATURE* | Dark Navy and Navy shirts are made to accept metal buttons on the shoulder straps, fronts, pocket flaps and cuffs. The right front on these shirts is to have an approximate 1-1/2" tumbuck. Six front buttons to be 22 ligne. |
| PACKING | Shirts to be polybagged individually. |
| ZIPPER CLOSURE | All shirts must have a front closure with a 14" nylon separating zipper. |
| WARRANTY | One year against workmanship or fabric defects. |

2) SHIRTS-LONG SLEEVE (perfection uniforms 2000, 2040 zipper front) equal or better

| | |
|-----------|---|
| FABRIC | VISA [®] System 3 fabric from Milliken and Company, Style #707430, 100% Dacron [®] polyester, and texturized woven. Weight 7.25 oz. per yard. Single warp, 2 ply filling. |
| COLOR | Silver Tan |
| CREASING | Pockets, pocket flaps, collar band and shoulder straps to be die creased to give uniform shape and size. To have two sewn in permanent military creases in front and three in back. |
| FRONT | To have a self fabric center pleat 1-1/2" wide extending from collar band to bottom of shirt. It shall have 2 rows of stitching 7/8" apart. The center pleat to be lined with 100% Polyester, 250 Denier. A self-lined button stand 7/8" wide shall be placed on the right side and extend from collar band to bottom of shirt. There shall be six front and one collar button. Center placket shall be a two piece construction. |
| COLLAR | To be die cut. The back of the stand is to measure 1-1/2". The points are to be 3-1/4" in length and top stitched 1/4" from edge. The interlinings are to be 100% polyester, 250 denier. Collar band to be lined with crease 'n' tack interlining. Permanent collar stays of proper length are to be sewn inside collar so that no stitches are made through the bottom leaf. The stand shall fasten with one button. All shirts to have satin lining in neck area. |
| YOKE | Two piece yoke of self goods to measure approximately 2-3/4" at bottom center of band and 2-1/2" at outside edge of yoke. 1/16" topstitch. Shirts with no top stitched back yoke will not be acceptable. |
| SLEEVES | Each sleeve shall have one piece pointed placket 1-1-1/4" wide both top and bottom, with one button placed on the placket approximately 2-1/4" above the top of the cuff. Sleeve setting and closing shall be done with an overedge and safety stitch. Cuffs to close with 2 buttons and buttonholes, be 2-7/8" wide and have 1/4" topstitching on the edge. They shall be lined with woven, unbleached 100% Cotton interlining. |
| POCKETS | Two breast pockets finishing 5-3/8" wide and 5-3/4" long to have mitered comers. Both pockets shall have a 1-1/2" box pleat stitched top and bottom to prevent spreading. Left pocket to have a sewn through pencil opening 1- 3/8" wide. Velcro 5/8" wide and 5/8" long to be placed on each pocket to secure Velcro placed on each flap. |
| FLAPS | To be die cut, creased and scalloped, finishing 5-3/4" in width, 2-3/4" in length at the center and 2-1/2" at each side. Flaps to be placed 1/4" above the top of each pocket and have one centered buttonhole with button. The left flap to have a pencil opening 1-3/8" wide and secured with bartacks on each side of the opening. Velcro 3/4" square to be placed on the edge of each flap. Flaps to be lined with crease 'n' tack interlining |
| BADGE TAB | Inside sling type of self-goods approximately 1" wide to extend from joining seam to pocket of left front. To have two small, uncut buttonholes 1-1/4" apart with the lower buttonhole approximately 1" above the flap. Sling shall be turned and stitched and sewn down in |

| | |
|--|--|
| | the bottom. |
| SHOULDER STRAPS | To be sewn into sleeve head seam and measure approximately 2-1/4" tapering to 1-1/2" with end pointed. Straps to be set approximately 1" from the collar seam. They shall be box stitched to shoulders with a row of cross stitching 2" from sleeve head and diagonally sewn from each end of the seam to the sleeve. Shoulder straps are to be die cut, creased and lined with crease 'n' tack. |
| EPAULETS | Silver tan with gold piping |
| SHIRT SIZES | Shirts shall be available as a stock item sized with exact neck size and exact sleeve length. Any combination neck size or sleeve lengths are not acceptable. |
| BUTTONS | To be a melamine button dyed to match the fabric color. 20 ligne. |
| METAL BUTTON FEATURE* | Navy shirts are made to accept metal buttons on the shoulder straps, fronts, pocket flaps and cuffs. The right front on these shirts is to have an approximate 1-1/2" turnback. Six front buttons to be 22 ligne. |
| PACKING | Shirts to be polybagged individually. |
| EMBLEMS/PATCHES | Emblems are to be sewn on both shoulders with 4 1/2" emblem 80% embroidery with plastic backing. Emblems are to be included in the price of the shirt. |
| ZIPPER CLOSURE | All shirts must have a front closure with a 14" nylon separating zipper. |
| WARRANTY | One year against workmanship or fabric defects. |
| 3) TROUSERS (flying cross -fechheimer #38205) equal or better | |
| FABRIC | 100% Polyester, 11-11½ oz. per linear yard, weave-serge |
| SYLE | Trouser shall be manufactured from an up-to-date men's uniform trouser pattern. The trouser styling shall be T-1: plain front, two (2) quarter top front pockets, and two (2) hip pockets professionally finished with no visible topstitching. Work wear industrial style construction is unacceptable and shall be cause for rejection |
| COLOR | Forest Green |
| LINING MATERIAL | The pocketing and fly lining material shall be 70% Polyester / 30% Cotton, 2.9 oz. per square yard (60" width) with a minimum 78 x 48 count. Pocketing must have a durable press finish and the color of the pocketing must be black. |
| WAISTBAND | <p>The waistband shall be constructed using the "closed method" and shall measure a minimum of 1-7/8" wide when finished. The waistband curtain shall finish a minimum 2-1/8" wide and is to be made of the same fabric and color as the pocketing material and shall be attached to the top of the trouser with a zigzag stitch. The waistband curtain must contain Tru-Grip, a ½" surface area composed of thin 55 gauge rubber for maximum comfort and performance. The Tru-Grip acts to help keep shirts tucked in securely. (Substitution of a silicone strip or strips in place of Tru-Grip shall not be acceptable and shall be cause for rejection.)</p> <p>The waistband curtain is composed of a wet laid non woven canvas weighing 3.3 oz. per square yard. The canvas is covered in the same color and material as the pocketing. The ½" rubberized surface area is positioned 1-¼" up from the bottom of the curtain.</p> <p>The specifications for the rubberized Tru-Grip curtain are as follows:</p> <p>Width: 1-1/8-inch Warp: 300 Denier Texturized Polyester Filling: 300 Denier Texturized Polyester Rubber: 55 Gauge Count: 32-36 yarns per inch Contents: 59% Polyester/41% Rubber</p> <p>The waistband must contain ¾-inch Ban-Rol to prevent roll over at the trouser front. The waistband closure shall be accomplished with a single crush proof hook and eye centered on the waistband for wearer comfort. The hook and eye shall be reinforced with 7/8-inch non-woven stay tape that is anchored with topstitching through and through to the top of the waistband (bartacks in place of topstitching shall be cause for rejection). In addition to the stitching of the waistband when it is set onto the trouser, the waistband must also be topstitched below the waistband seam through the waistband curtain for added strength. The back center seam of the trouser is to be finished to allow for alterations (with ample basic fabric and waistband curtain material to allow trouser size to be increased at least one size). The outlet in the seat is to be in proportion to waist outlet so seat may also be let out. Seat seam must be sewn with a tandem needle machine (double-needle stitch) for maximum strength.</p> |
| BELT LOOPS | There shall be a minimum of seven belt loops 3/4" in width of double thickness. Each loop must have a non-woven interlining for added durability. All loops (except back center) must be sewn into the top and bottom of the waistband ("dropped" belt loops that are tacked to the outside of the trouser all around waist shall be cause for rejection). The top of the belt loops (except back center) shall be sewn into the waistband curtain seam with a Rocap machine using a zigzag stitch. The bottom of the center back loop shall be tacked to the trouser and the top of the loop tacked to the outside of the waistband to allow for easier waist alteration. |
| POCKETS | <p>The two (2) front pockets will be quarter top style with a minimum opening of 6" and a minimum depth of 4-1/2" measured from the bottom of the opening. Front pockets to have firm straight bartack at bottom of pocket openings. Pockets shall be constructed using the stitch, turn, and topstitch method. Front pocket facings to be made of the basic trouser fabric and shall be a minimum of 1". Front pocket barrier shall also be made of the basic trouser fabric and to measure a minimum of 2" (measured to the inside edge of pocket lining).</p> <p>The two (2) hip pockets shall have a minimum 5-3/8" wide (bartack to bartack) opening and a minimum depth of 5-3/4" measured from the bottom of the pocket opening. Hip pockets shall be constructed using the double welt method on an automatic welt machine. The welts shall be finished in such a manner that there is no topstitching (topstitched hip pockets shall be cause for rejection). The corners of the hip pocket openings shall have straight firm bartacks for reinforcement (use of triangular bartacks shall be cause for rejection). Hip pocket facing to be made of basic trouser fabric and shall be a minimum of 3/4" and the barrier shall also be made of the basic trouser fabric and to be a minimum of 1-1/2". The left hip pocket shall have a centered tab made of basic trouser fabric inserted into the top welt with bartacks at the top and bottom of the tab to form an opening for a button. A button shall be located below the bottom welt corresponding in location with the tab, which shall be interlined with non-woven for added durability. There shall be a dart centered above each hip pocket to waistband. Dart shall be approximately 2-3/4" long tapered from 3/8" at waistband and shall be installed with automatic equipment for a clean non-puckered finish.</p> |
| FLY: | Trouser shall have a brass metal zipper with memory lock brass slider secured by metal stopper at base. There shall be a French Fly tab closure on the inside of the right fly. The tab shall be double ply made of the basic trouser fabric (tabs made of pocketing material or a "grown on" French Fly will be cause for rejection). The right fly shall be lined with the same fabric and color as the pocketing. The fly lining shall be sewn to the left fly continuing below the zipper into the crotch area in a neat and durable manner. A button shall be located on the left fly corresponding with the French Fly tab to provide a clean and comfortable closure. Topstitching of fly to be installed with automatic "J" stitch equipment eliminating puckering and providing a clean finish. There shall be a firm straight bartack at the bottom of the fly going through the zipper tape for maximum strength. Bartack shall line up with starting point of "J" stitch. |
| SEAT | Seat must be sewn with a Tandem Needle Machine (double-needle stitch) for maximum durability. |

| | |
|--|---|
| STITCHING, PRESSING & FINISHING | Trouser must be stitched with matching thread. Trouser must be neatly pressed on Hothead Presses and properly shaped. Outseams and inseams are edge serged on automatic equipment for uniformity of quality and shall be pressed open for a smooth pucker-free finish with repeated cleaning and pressing. Trouser must be cleaned and finished to eliminate loose threads. |
| STOCK SIZES | Trouser must be available from stock in the following sizes: SHORT RISE: 28 - 40 (EVEN ONLY) REGULAR RISE: 28 - 56 (EVEN ONLY OVER 38) LONG RISE: 32 - 42 (EVEN ONLY) |
| LABELS: | Trouser must have a permanent label providing care instructions and small woven label indicating waist size. A removable paper ticket showing the size, fabric content, cut number, and WPL and RN number must be on the outside of the waistband. Ticket to be matchbook style installed with plastic staples for easy removal without damaging trouser material and showing size when trousers are stacked. |

UNIFORM -II

4) SHIRTS--SHORT SLEEVE (8713X) Blauer Street Gear -equal or better

| | | |
|----------------------------------|--|--|
| SHELL FABRIC | 6.5 oz. per square yard 2 X 1 twill weave in a 65% polyester / 35% cotton fiber blend with 3XDRY® comfort finish and 10-12% filling stretch that is pre-cured for wrinkle resistance. Machine washable and dry cleanable cotton blend provides user comfort, uniform appearance, durability, and easy care. | |
| COLOR | (45) Silver Tan | |
| TRIM | Interlining: Small Parts: 100% polyester Front Placket: 50% Polyester 50% Cotton Hook and loop: Woven Nylon base Buttons: melamine, 20 ligne, matching shell fabric | |
| DESIGN & CONSTRUCTION | Short sleeve uniform shirt 5 crease military style with permanent sewn in creases Top fused convertible sport collar Mitered, pleated pockets with scalloped flaps, pencil opening in left pocket, hook and loop closure Epaulets Badge eyelets with internal support strap Extra long shirt tails | |
| CUSTOMIZATION | Emblems Name Tab Zipper Front Metal Buttons on epaulets and pocket flaps | |
| SIZE RANGE | Men's: Regular Length: S-3XL AND Women's: Regular Length: XS-2XL | |
| EMBLEMS/PATCHES | Emblems are to be sewn on both shoulders with 4 1/2" emblem 80% embroidery with plastic backing. Emblems are to be included in the price of the shirt. | |
| MEASUREMENTS | Men's: Regular Length: L: | Women's: Regular Length: M |
| | Neck: 17.25 (plus or minus 0.5 inches) 1/2 Chest: 25.25 (plus or minus 0.75 inches) Back Length: 32.5 (plus or minus 0.5 inches) | Neck: 15.5 (plus or minus 0.5 inches) 1/2 Chest: 22 (plus or minus 0.75 inches) Back Length: 28.5 (plus or minus 0.5 inches) |

5) TROUSERS (5.11 Tactical Men's PDU #74338 Class A Twill) equal or better

| | |
|-----------------------------------|---|
| FABRIC TYPE | Main Body: 65% Polyester 35% Cotton 7.25 oz PDU® Twill with Teflon® finish Pocketing: 80% Polyester 20% Cotton 4.0 oz. Plain Weave |
| FEATURES & BENEFITS: | Self adjusting tunnel waist for ease of movement. Silicone internal gripper waistband will help keep your shirt tucked in. Diamond gusseted crotch for added durability and range of motion. Permanent military creases for the professional appearance. Genuine YKK® zippers and PRYM® snaps to help prevent failures. Machine washable easy care. Hidden side seam pockets and coin pocket inside wearer's right hand pocket |
| STITCHING & FINISHING: | Durable 5-7 thread seam construction with 10 stitches per inch. Non-raveling lock stitch top stitching. 3 thread overlock placed at left and right inside fly, front rise, side seams, inseams, and bottom hem. Lock stitch seam placed at waistband, back rise, side seam pockets, crotch gusset side seam and inseams. Single needle topstitch at belt loops, tacked down and up and left fly outline. Edge stitch at waistband top and bottom, belt loops edges, right fly edge, around fly tab, front and back rise left, around back pocket welts, both edges of back pocket button loops, all pocket facings finish, front pocket bags binding, both crotch gusset edges. 1/4" single needle topstitch at front pocket opening edges. 1/4" gauge double needle stitching at waistband elastic attachments, front pocket bag closures, side seam pocket bags, back pocket bags. Bartacks at waistband opening, belt loop top corners, bottom of fly, back pocket button loops, front and back crotch gusset points, at left fly upper and top, front pocket bottom openings, and back welt pocket ends. Triangular bartacks at back welt pocket ends Key-hole button hole placed at center of fly tab. |
| CLOSURES: | Fly zipper is metallic YKK® zipper with locking slider. Side seam hidden pocket zipper is a coil YKK® zipper. Waist snap is metallic PRYM® 5.11 logo snap with extra strong grip. Buttons on inside French fly, back pockets and a spare placed at wearer's left pocket bag are Aetna Melamine satin finish 4-hole style and are cross tacked. |
| LABELS: | The woven logo label, care label, size label, country of origin label and fiber content label are permanently attached to the pant |
| SIZES: | Pants must be available in Regular, Short, Long and X-Large Long. from stock |
| COLORS: | Sheriff Green |

UNIFORM-III

6) SHIRTS--POLO-SHORT SLEEVE -5.11 TACTICAL-(71048) equal or better

| | |
|-------------|--|
| DESCRIPTION | <ul style="list-style-type: none"> • 100 % Treated 6.4 oz. Interlocked cotton fabric to prevent fading, wrinkling and shrinking • Moisture wicking finish • Tough melamine buttons • No roll Collar with flexible collar strays • Mic-loop pockets located at each shoulder and placed at the bottom of the placket at the sternum level • Reinforced dual pen pockets • Polo shirts with name & title embroidered on right breast and badge embroidered on left breast |
| COLOR | Silver tan |
| SIZE | Sm - XXL and Larger |

7) PANTS--TACTICAL - 5.11 TACTICAL (74251) equal or better

| | |
|---------------------|---|
| FABRIC | 100 % Cotton Tactical Canvas, 8.5 oz , 73x40/10x10, Pant weight |
| POCKETING | 80% Polyester 20% Cotton T/C, tightly woven poplin |
| SIZE | Pants must be available in Regular, Short, Long and X-Large Long. from stock |
| COLOR | OD Green |
| FEATURES & BENEFITS | Self adjusting action waist with elastic sides; 7 belt loops and a DORing; Deep front pockets; cargo pockets with flaps; phone pocket on right front, Large open-top back pockets, and a tool strap on right back. The pants have double knees of self fabric, removable 6mm Neoprene knee pad inserts; and a double seat of self fabric. Bottom hems have openings for draw cords. |
| POCKETS | <ul style="list-style-type: none"> • Front pocket openings have self fabric facings and extra reinforcements on knife clippings area. Pocket openings are firmly bar tacked on both ends. Pocket bags are made of durable Poly/Cotton blend and they are extra deep. Pocket bags are finished clean inside the pant and double stitched for heavy duty. • Cargo pockets have large flaps and Velcro closure. • Knife pocket is lined with extra durable Cordura Nylon. The pocket has gussets on sides and a large flap with Velcro closure; it accommodates a phone. • Back Pockets are formed of self fabric. They are extra large with large open top. The top has Velcro closure. Opening has extra reinforcement on the side seam side; both ends are firmly cross-bar tacked. |
| SEAMS & STITCHING | <ul style="list-style-type: none"> • Seams are durable with 10 stitches per inch and extra heavy 5-thread construction. • Top stitching are non-raveling lock stitching. Side seams, seat seam and front rise have two-needle top stitching. Crotch point is bar tacked. Fly outline, had pocket openings, all pocket flaps, knee patches and seat patch have double needle top stitching. Cargo pockets are attached with double needle top stitching. Belt loops are bar tacked on all corners. Cargo pocket openings are bar tacked and flaps are cross bar tacked. Back pocket openings are cross bar tacked. All Velcro pieces are attached with box stitching |
| LABELS | The woven logo label, care label, size label, country of origin label and fiber content are permanently attached to the pants. |
| CLOSURES | Closures are high quality, proven brand name products. Fly zipper is metallic YKK zipper with auto lock slider. Waist snap is metallic PRYM snaps with extra strong grip. Inside fly button is cross tacked. |

8) PANTS--TACLITE PRO (74273) equal or better

| | |
|----------------------------|--|
| FABRIC & FINISHING | <ul style="list-style-type: none"> • Main body: 65% Polyester, 35% Cotton , 6.14 oz, tear resistant Ripstop; with HR Teflon water resistant • Pocketing : 65% Polyester 35% Cotton, 3.2 oz T/C, tightly woven poplin |
| SIZE | Pants must be available in Regular, Short, Long and X-Large Long. from stock |
| COLOR | Department to determine color |
| DESIGN FEATURES & BENEFITS | Self adjusting side elastic action waist with 7 wide belt loops and a key ring. Snap closure on outside and button on inside fly. Tool strap on right back. Front pleats and crotch gusset for maximum range of movement. Deep front pockets, Cordura lined knife pocket on right front and Cordura lined cell pocket on left; Pleated cargo pockets on both sides; two large, open back pockets. The pant has double seat and double knees of self fabric with knee pad openings inside. |
| DESIGN DETAILS POCKETS: | <ul style="list-style-type: none"> • Front and Back Pocket openings are reinforced with Cordura binding on knife clip area. Pocket openings are firmly bar tacked. Front pocket bags are made of durable Poly/cotton blend. Pocket bags are extra deep and finished clean inside the pant with stitched edge for heavy duty. • Knife Pocket has extra firm welt for knife clip, and is sized to accommodate C.U.B. knife or hide a magazine. • Cell Pocket is gusseted on both sides and accommodates blackberry, the flap has Velcro closure for safety. • Back Pockets are made of self fabric; they are extra large with easy access open tops and Velcro closure. • Cargo Pockets have expandable inverted box pleat in the center and flap with two-Velcro closures. |
| SEAMS & STITCHING | <ul style="list-style-type: none"> • Seams are durable with 10 stitches per inch and extra heavy 5-thread construction. • Top Stitchings are non-raveling lock stitchings. Belt loops are double top stitched, and bar tacked on all corners. Back pocket openings and tool strap are cross bar tacked. Side seams, fly outline, front rise and seat seam are double stitched. Crotch gusset is top stitched, crotch points and fly are bar tacked. Front pocket openings, pocket flaps, knee patches, and double seat are double top stitched. Cargo pockets are set with double stitching. Pocket and pocket flap setting stress points are bar tacked |
| LABELS | The woven logo label, care label, size label, country of origin label and fiber content label are permanently attached to the pant. |
| CLOSURES | Closures are high quality, proven performance brand name products. Fly zipper is metallic YKK zipper with auto lock slider. Waist snap is PRYM snap with extra firm grip. Inside button is cross stitched. |

9) TIES

| | |
|-------------|--|
| DESCRIPTION | Clip-on tie, with buttonhole you can slide small end of tie through the loop and button to shirt size 3" wide with permanent knot, made of polyester |
| SIZES | regular: 17 ½ -long: 19 ½ |
| COLOR | Forest Green |

10) COWBOY HATS

| | |
|-------------|--|
| DESCRIPTION | Felt cowboy hat: Stetson felt (equal or better), Style: Roper, 4" brim, quality 4X or better |
| SIZES | sizes 6 ¾ and larger |
| COLOR | To be determine by department |

11) JACKETS

| | |
|-----------------------------|---|
| FABRIC | Outershell: Travis Mills #7450 100% Nylon Supplex (equal or better) Removable Lining: 104x86 Thread Count, 70 Denier Nylon Taffeta or equal Color: Navy Thinsulate by 3M quilted 200-gram body with 100-gram sleeve or equal. 100 % Nylon taffeta, thread counts 104x86 or equal |
| DESIGN | The jacket shall be a full cut, waist length model with two-way zipper front, Thinsulate zip-in/zip-out liner, shirred waistband, and zippered side vents. Coat construction shall be used throughout the body and sleeves being fully lined |
| BODY DETAIL | The front shall be plain with patch pockets, flaps and badge tab. The inside facings shall be made of outer fabric and are to be sewn on top of the nylon lining which extends to the front edge of the jacket. There shall be a one piece back designed with the Articulated Gusset for full freedom of movement. There is to be a separate 2- ½" shirred waistband with 2- ½" heavy duty elastic. The entire waistband is to be shirred with the exception of an area 5 ¼" on either side of the front opening. There shall be side zipper entry on both side seams, approximately 11" in length and secured by a nylon zipper and elasticized snap closure. The shoulders shall have pads. A self goods reinforcement strip, approximately 3", shall be sewn on the inside of the jacket joined at the top of the waistband and extending from side to side. |
| INSIDE DETAIL | On the left side of the coat, there shall be a gun pocket installed on the permanent lining to accept a small frame handgun. The gun pocket shall have a minimum opening of 4 ½" and be a minimum of 6" deep. The gun pocket shall be furnished with a strap and snap closure. Bartacks shall reinforce the opening. There shall be two cut-in pockets on the left and right sides measuring approximately 5 ¼" wide and 6" deep. There shall be a strap and snap on the lining of each sleeve end for attaching the zip in liner. The bottom of the coat on the inside shall have a 4" piece of outer shell material between the waistband and the inner taffeta lining to guard against wear from the inside. |
| SLEEVES | The sleeves shall be one piece set in with a single needle machine. The bottom of the sleeve shall have Velcro and elastic for adjustable fit. The cuff itself should measure 1 7/8" in width. |
| POCKETS | There shall be two patch pockets with 1 ½" box pleats, finishing approximately 6 ½" wide and 7 3/8" deep. Flaps shall be scalloped and self lined, measuring 6 ¼ wide and 3 3/8" long at center and 3" long at each end. They shall close with Velcro on the side points and with a centered buttonhole. The pockets shall be lined with pocketing material with an opening of approximately 5 ½" on the side. The left patch pocket is to have a 1 ½" pencil opening at the top of the flap. Both the pockets and the flaps are to be bartacked. Flaps are too interlined |
| COLLAR | The standup collar shall be made using self material and shall be interlined with Pellon. There shall be an option of a detachable hood and fur collar using Orlon pile. This collar and hood are to be attached to the permanent collar with buttons. |
| EPAULETS | The epaulets shall be made of self goods. They shall be sewn into the sleeve head seam, "X" stitched and tacked to the jacket at the neck. |
| SIZES | Jackets must be available small through XXL and larger |
| BADGE TAB | The badge tab shall be made of the outer fabric lined with pocketing fabric, and shall measure 2" tall by 1" wide. The first eyelets is ½ "down from the top finished edge and the second is ½" up from the bottom finished edge. The eyelets are spaced 1" apart from center to center. The badge tab shall be centered 2 ½" above the left flap pocket. |
| ZIPPER | There shall be an YKK #5, two-way molded nylon zipper in the front and an 11" nylon zipper on each side vent. |
| BUTTONS & SNAPS | The pocket flaps and epaulets shall be secured with 24 ligne metal buttons. The front fly and size zipper tabs shall be secured by high impact, non-reflective, non-glare, scratch resistant snaps. |
| THREAD | All sewing is to be done with polyester core thread or 100% spun polyester thread. |
| SIZE TAG & CARE INTRUCTIONS | Each jacket shall have a sewn-in woven size label. There shall also be a printed label with care instructions. Each coat shall be marked with lot number, size fiber content and WPL number. |
| WARRANTY | Garments shall have a one year warranty against workmanship against workmanship or fabric defects. |
| EMBLEMS/PATCHES | Emblems are to be sewn on both shoulders with a 4 1/2" emblem 80% embroidery with plastic backing. Emblem are to be included in the price of the jacket |

E.) HIDALGO COUNTY SHERIFF'S OFFICE UNIFORMS

1) RAINCOATS: Yellow/Gold With Screen Print Black Lettering On Back(Neese –equal of better)

- With Detachable Hood
- 3 inch Reflective Lettering in either "Detention Officer" or "Sheriff" per request
- Sizes Small to 6X Large
- Slash Through pickets

2) GLOVES: (Hatch) Frisk Master Fm 2000 Gloves With Spectra (Equal Or Better)

Premium Leather shell
100% Spectra Knit Liner
Twice the cut resistance of Kevlar
Sizes X-Small to 2Xlarger
Elastic around glove wrist to hold cuff secure on hand

3) COVERALLS: (TYVEK) Personal Protection Coveralls With Attached Hood, And Booties (Equal Or Better)

Color White and Yellow
Sizes Small to 3XLarge
Protective barrier against particulates and liquid splashes
Front zipper closure and elastic wrists

A). POLYPROPYLENE DISPOSABLE COVERALLS, LONG SLEEVE TOPS, PANTS

Polypropylene lightweight, spun bound 1.25 oz. material weight, Porous, breathable, economical and disposable

- Coveralls with collar and zipper, color and snap closures, color navy blue, sizes x-small to 5 x-large
- Long Sleeve shirts with collar and snap closures, color navy blue, sizes x-small to 5 x-large
- Pants with elastic waist, Color navy blue, Sizes x-small to 5 x-large

4) CUSTODIAN AND MAINTENANCE TEMPORARY KHAKI WORK SHIRTS

Dickies (or equivalent) Short & Long Sleeve Khaki Work Shirt # 1574KH Visa Stain release finish, Extra Long tail, Colors match traditional Work Pants 5 oz. Twill (65% Polyester / 35% Cotton)
Sizes Small to 5XLarge
Men and Female Sizes

5) TRADITIONAL WORK PANTS (SHERIFF DEPARTMENT)

Dickies (or equivalent)
8 ¾ oz twill (65% Polyester/ 35% Cotton)
Permanent crease, tunnel belt loops. No roll waistband lock stitched hem, stain release finish.
Men Sizes 26" waist unhemmed to 60" waist unhemmed
Colors: Dark navy, khaki, & black

6) WOMEN'S FLAT FRONT PANTS (SHERIFF DEPARTMENT)

- Easy care, Durable 2x1 twill. 1 ½" waistband, stain release finish, single right back pocket w/ button closure, two front quarter pockets. Hook & eye front closure, 7 oz twill mechanical stretch, 65% Polyester/ 35% Cotton
- Women sizes 2 unhemmed to 26 unhemmed
- Color: dark navy, khaki, and black

7) SCRUBS (SHERIFF DEPARTMENT)

- Cargo type shirt and pant, male and female sizes x-small to 6 x-large,
- Pants in regular length, and extra long lengths,
- Top with 3 pocket (1 breast, and 2 kangaroo pockets),
- Bottoms with 5 pockets (2 front side pockets, 1 rear back pocket and 2 cargo thigh pockets),
- Bottoms with elastic waist band and draw string, 65% polyester & 35% cotton
- Colors: dark navy, burgundy, dark green

8) RAIN BOOTS

- Norcross Servus 18822-9 - 16" Black Economy Knee Boot (equivalent or better)
- Seamless molded construction
- 100% Waterproof
- Anti-Skid outside and heel
- Reinforced construction at critical stress points
- Foot Form contour Inside
- Electrical hazard, non-marking, slip resistant
- Men sizes: 6-13
- Women sizes: 6-11

9) WATERPROOF SAFETY TOE BOOT

- Safety toe, electrical hazard, non-marking, slip resistant, waterproof
- Men sizes: 7-13
- Women sizes: 7-11

10) WATERPROOF SAFETY TOE SHOE

- Safety toe, electrical hazard, non-marking, slip resistant, waterproof
- Men sizes: 7-13
- Women sizes: 7-11

11) BDU (BATTLE DRESS UNIFORMS) STYLE PANT:

Tan, Dark Brown, Black and Silver Grey (or color closest to the existing uniform) If the color varies distinctly from the existing uniform it will not be considered.

E.) HIDALGO COUNTY SHERIFF'S OFFICE UNIFORMS

This is done to keep the appearance of uniformity.

65 % Polyester 35 % cotton rip stop only

Pants must have:

- Adjustable waist tabs
- Two (2) front pockets
- Two (2) rear pockets
- Two (2) large button down bellows leg pockets
- Reinforced seat and knees
- All seams double stitched
- Drawstring ankle ties

Pants must come in both regular and long lengths. The sizes of BDU'S used are: X-SMALL, SMALL, MEDIUM, LARGE, X-LARGE, XX-LARGE, XXX-LARGE, and XXXX-LARGE.

Note: Shrinkage allowance must be minimal on pant and contain washing care instructions. Material must be machine washable and able to be ironed.

12) BDU (BATTLE DRESS UNIFORM) STYLE SHIRT:

Tan and Dark brown (or color closest to the existing uniform) If the color carries distinctly from existing uniform color in will not be considered. This is done to keep the appearance of uniformity.

65 % Polyester 35 % cotton rip-stop only

Shirts must have:

- Four (4) below style pockets
- Reinforced elbows
- Adjustable button tab cuffs
- Button down front
- Double stitched seams

SHOULDER PATCH:

Vendor shall supply with patches already attached to both sleeves. The standard department patch should be sewn on each sleeve. The sleeve patch must be of the same design currently used and same color scheme. Tan BDU shirt have the oval gold/brown patch on both sides of the upper arm area. Black BDU Shirt have the oval silver/black patch on both sides of the upper arm area. Silver/grey BDU shirt have the oval silver/black patch on both sides of the upper arm area. Chocolate brown BDU shirt have the oval gold/brown patch on both sides of the upper arm area. Purchased shirts must come with the patches attached. This cost must not be an additional charge.

BADGE PATCH:

A circular design that uses the same badge design as on shoulder patch. Tan BDU shirts have the round gold/brown patch in front chest area. Black BDU shirts have the round silver/black patch in front chest area. Silver/Grey BDU shirts have the round silver/black patch in front chest area. Chocolate Brown BDU shirts have the round gold/brown patch in front chest area. The chest patch must be sewn onto the shirt. **SILK SCREEN IMAGES WILL NOT BE ACCEPTED.**

SHOULDER AND BADGE PATCHES WILL BE AVAILABLE AT THE PRE-BID CONFERENCE TO ILLUSTRATE AND CLARIFY BID SPECIFICATIONS CONCERNING PATCH DESCRIPTIONS ON BID.

Shirts must come in both regular and long cuts. BDUs sizes:

X-SMALL, SMALL, MEDIUM, LARGE, X-LARGE, XX-LARGE, XXX-LARGE, and XXXX-LARGE.

Note: Shrinkage allowance must be minimal on pant and contain washing care instructions. Material must be machine washable and able to be ironed.

13) BDU SHIRT S.E.R.T. OFFICER (BATTLE DRESS UNIFORM)

COLOR

Black (or color closest to the existing uniform) If the color carries distinctly from existing uniform color in will not be considered. This is done to keep the appearance of uniformity.

65 % Polyester 35 % cotton ripstop only

Shirts must have:

- Four (4) below style pockets
- Reinforced elbows
- Adjustable button tab cuffs
- Button down front
- Double stitched seams

SHOULDER PATCH ON BOTH SLEEVES:

Vendor shall supply with patches already attached to both sleeves. The standard department patch should be sewn on each sleeve. The sleeve patch must be of the same design currently used and same color scheme. The patch has silver lettering and trim on a dark black background. The shirts bought must come with the patches attached. This cost must not be an additional charge.

BADGE PATCH:

A circular design that uses the same badge design as on shoulder patch (silver star with dark black backing). The chest patch must be sewn onto the shirt. Silk screen images **will not** be accepted.

Shoulder patches and badge patches will be available at the Pre-Bid Conference to illustrate and clarify bid specifications concerning patch descriptions on Bid.

Shirts must come in both regular and long cuts. The sizes of the BDU's used are: X-SMALL, SMALL, MEDIUM, LARGE, X-LARGE, XX-LARGE, XXX-LARGE, and XXXX-LARGE

Note: Shrinkage allowance must be minimal on pant and contain washing care instructions. Material must be machine washable and able to be ironed.

14) BDU SHIRT (BATTLE DRESS UNIFORM) Proper (equal or better)

65% Polyester, 35% Cotton "RIPSTOP" MATERIAL

COLOR

Silver gray (or color closest to the silver gray of existing uniforms) Shirts must come in both regular and long lengths (torso). The size of the B.D.U.'S used is small to 6 x-large

SHIRT OPTION 1

E.) HIDALGO COUNTY SHERIFF'S OFFICE UNIFORMS

Four (4) Below Style Pockets
Reinforced Elbows
Adjustable Button Tab Cuffs
Button Down Front Double Stitched Seams
Small To 6 X-large

SHIRT OPTION 2

Two (2) Style Pockets
Reinforced Elbows
Adjustable Button Tab Cuffs
Button Down Front Double Stitched Seams
Small To 6 X-Large

Shoulder Patch On Both Sleeves:

Vendor shall supply patches already attached to both sleeves. The standard office patch should be sewn on each sleeve. The sleeve patch must be of the same design currently used and same color scheme. The patch has silver lettering and trim on a black background. The shirts bought must come with the patches attached. This cost must not be an additional charge.

Badge Patch:

a circular design that uses the same badge design as on shoulder patch (Silver Star With Black Backing). Patch Must Read "SHERIFF'S OFFICE". The chest patch must be sewn onto the shirt. Silk screen images will not be accepted.

15) INVESTIGATOR RAID JACKETS

Brown/Black Nylon coach's jacket with white light lining
Outer shell 100% nylon taffeta
Fully lined with polyester brushed tricot
Snap front
Drawstring bottom
Elastic Cuffs
Sizes from Small to 6X-Large
Screen-printed with yellow and/or white ink /embroidering of badge or upon request reflective (*tackle twill*) material
Printing and jacket must match exactly what we currently have

SCREEN PRINT OPTION 1

Hidalgo County Sheriff's Office badge logo on left breast side or upon request embroidered and on the right breasts the embroidering of the department, agency or bureau. "POLICE" and/or "SHERIFF" across the front of (horizontal) jacket in 4" letters and below Hidalgo County Sheriff's Office in 1" letters. "POLICE" and/or "SHERIFF" on both sleeves (vertical) in 2" letters

Printing on back of jacket must be centered

BACK: SHERIFF'S.....4" letters
OFFICE.....1" letters
POLICE.....4" letters

SCREEN PRINT OPTION 2

Front and sleeves exactly the same as option 1

BACK: SHERIFF'S.....4" letters
NARCOTIC UNIT.....1" letters
POLICE.....4" letters

Must include following listed units and any other unit that is developed;

GANG UNIT.....4" letters
LINEBACKER UNIT.....4" letters
PUBLIC INTEGRITY.....4" letters

16) SAFETY VESTS, BREAK-AWAY HIGH VISIBILITY

Traffic vest must meet ANSI (American National Standards Institute) / ISEA (International Safety Equipment Association) 107 compliance class 2 or better.

COLOR:

Fluorescent Yellow

SHELL FABRIC:

3.7 oz. per square yard, 100% Polyester heavy denier tricot mesh. (Color: see specified garment color).

TRIM:

- Binding: 100% nylon plain weave taffeta (Color: black), 100% polyester plain weave taffeta (Color: fluorescent yellow)
- Hook and loop: woven nylon base (Color: fluorescent yellow).
- Eyelets: aluminum, black enamel finish.
- Ribbon: 2.5-inches grosgrain. (Color: black)
- Reflective trim: 2.0 inch wide, 3M Scotchlite silver reflective fabric.

DESIGN AND CONSTRUCTION:

- Full Cut Vest.
- High contrast Scotchlite striping.
- Pen/penlight openings.
- Microphone tabs on each shoulder.
- Fully Adjustable waist.
- "Break Away" shoulder and side access.

E.) HIDALGO COUNTY SHERIFF'S OFFICE UNIFORMS

CUSTOMIZATION:

- a) Sheriff lettering in Schotchlite on front and back vest.
- b) Badge tab.

STANDARD SIZE RANGE:

Unisex sizing:

- a) Regular: SM - M
- b) L - XL
- c) 2XL - 6XL

MEASUREMENTS:

Regular Length Size: L - XL

- a) Center Front: 21.625
- b) Center Back: 28.5
- c) Across Chest: 18.5
- d) Across Back: 19.5

17) LONG SLEEVE SHIRT COLOR: SILVER TAN

SHELL FABRIC

10.25-10.75 oz. per linear yard plain weave, 2-ply warp, single-ply filling, 75% Dacron polyester / 25% worsted wool with 10-12% mechanical filling stretch. Machine washable and dry cleanable worsted wool blend provides user comfort, uniform appearance, durability, and easy care. (Color: see specified garment color)

TRIM

Lining: 100% Polyester Satin or 100% Polyester Taffeta

Interlining: Small Parts: 100% polyester, Front Placket: 50% Polyester 50% Cotton

Hook and loop: Woven Nylon base

Buttons: melamine, 20 ligne, matching shell fabric

DESIGN AND CONSTRUCTION

Long sleeve uniform shirt

5 crease military style with permanent silicone adhesive creases

Top fused, banded dress collar

Mitered, pleated pockets with scalloped flaps, pencil opening in left pocket, hook and loop closure

Collar stand and yoke lined with polyester taffeta or satin

2 button adjustable cuffs

Epaulets

Badge eyelets with internal support strap

Extra long shirt tails

CUSTOMIZATION

EMBLEMS

The department patch must be of the same design and color scheme currently in use by the Hidalgo County Sheriff's Department. The oval patches have gold lettering and trim on a dark brown background and is placed on both sides of the upper arm areas. **The bidders are encouraged to attend the pre-bid conference for exact design and size of patches. Each shirt must come with a patch sewn onto each sleeve (Two patches per shirt).**

Name Tab

Zipper Front

Metal Buttons on epaulets and pocket flaps

SHOULDER STRAPS

The shoulder straps shall be pointed at the end toward the neck of the shirt. The other end shall be sewn in sleeve head seam. The open ends shall be fastened with one dark brown button. The straps shall measure 2" at sleeve and taper to 1-3/8". Straps to be set about 1/2" from the collar. Shoulder straps shall be box stitched to shoulders with row of cross-stitching 2" from sleeve head seam. The strap is a piggyback design of dark brown atop gold. The gold measures 2" in width. The dark brown sits atop with a width of 1.875". The gold should show only 0.0625" on both sides of the strap. The Brown and Gold material proposed must match the color scheme currently in use by the Hidalgo County Sheriff's Department

STANDARD SIZE RANGE

Men's:

Body Length Regular: Sleeve Length: 32 sizes 14.5-17

Body Length Regular: Sleeve Length: 33 sizes 14.5-18.5

Body Length Regular: Sleeve Length: 34 sizes 15.5-18.5

Body Length Regular: Sleeve Length: 35 sizes 15.5-19.5

Body Length Tall: Sleeve Length: 37 sizes 16.5-19.5

Women's: Regular Length: even sizes 32 - 46

Optional Sizes - Men's Short Sleeve and Long Sleeve shirts must be available in Size 20 and 22 if requested.

MEASUREMENTS

Men's: Regular Length: Size 16.5:

Neck 17 (plus or minus 0.5 inches)

1/2 Chest: 25.25 (plus or minus 0.75 inches)

Back Length: 32.5 (plus or minus 0.5 inches)

Women's: Regular Length: Size 38

Neck 15.5 (plus or minus 0.5 inches)

1/2 Chest: 22 (plus or minus 0.75 inches)

Back Length: 28.5 (plus or minus 0.5 inches)

E.) HIDALGO COUNTY SHERIFF'S OFFICE UNIFORMS

18) SHORT SLEEVE SHIRT COLOR: SILVER TAN

SHELL FABRIC

10.25-10.75 oz. per linear yard plain weave, 2-ply warp, single-ply filling, 75% Dacron polyester / 25% worsted wool with 10-12% mechanical filling stretch. Machine washable and dry cleanable worsted wool blend provides user comfort, uniform appearance, durability, and easy care. (Color: see specified garment color)

TRIM

Lining: 100% Polyester Satin or 100% Polyester Taffeta

Interlining: Small Parts: 100% polyester, Front Placket: 50% Polyester 50% Cotton

Hook and loop: Woven Nylon base

Buttons: melamine, 20 ligne, matching shell fabric

DESIGN AND CONSTRUCTION

Short sleeve uniform shirt

5 crease military style with permanent silicone adhesive creases

Top fused, convertible sport collar

Mitered, pleated pockets with scalloped flaps, pencil opening in left pocket, hook and loop closure

Back collar and yoke lined with polyester taffeta or satin

Epaulets

Badge eyelets with internal support strap

Extra long shirt tails

CUSTOMIZATION

Emblems - The department patch must be of the same design and color scheme currently in use by the Hidalgo County Sheriff's Department. The patch has gold lettering and trim on a dark brown background. Bidders are encouraged to attend the pre bid conference for exact design and size of patches. Each shirt must come with a patch sewn onto each sleeve (Two patches per shirt).

Name Tab

Zipper Front

Metal Buttons on epaulets and pocket flaps

Shoulder Straps - The shoulder straps shall be pointed at the end toward the neck of the shirt. The other end shall be sewn in sleeve head seam. The open ends shall be fastened with one dark brown button. The straps shall measure 2" at sleeve and taper to 1-3/8". Straps to be set about 1/2" from the collar. Shoulder straps shall be box stitched to shoulders with row of cross-stitching 2" from sleeve head seam. The strap is a piggyback design of dark brown atop gold. The gold measures 2" in width. The dark brown sits atop with a width of 1.875". The gold should show only 0.0625" on both sides of the strap. The Brown and Gold material proposed must match the color scheme currently in use by the Hidalgo County Sheriff's Department

STANDARD SIZE RANGE

Men's: Regular Body: 14.5-19.5

Women's: Regular Length: even sizes 32 - 46

Optional Sizing - Men's Short Sleeve and Long Sleeve shirts must be available in Size 20 and 22 if requested.

MEASUREMENTS

Men's: Regular Length: Size 16.5:

Neck 17 (plus or minus 0.5 inches)

1/2 Chest: 25.25 (plus or minus 0.75 inches)

Back Length: 32.5 (plus or minus 0.5 inches)

Women's: Regular Length: Size 38

Neck 15.5 (plus or minus 0.5 inches)

1/2 Chest: 22 (plus or minus 0.75 inches)

Back Length: 28.5 (plus or minus 0.5 inches)

19) FOUR POCKET TROUSER COLOR: SILVER TAN

SHELL FABRIC

14.0- 14.5 oz. per linear yard serge weave 75% Dacron polyester / 25% worsted wool with 10 - 12% mechanical filling stretch. Machine washable and dry cleanable worsted wool blend provides user comfort, uniform appearance, durability, and easy care. (Color: see specified garment color)

TRIM

Pocketing: 50/50 polyester cotton twill, not less than 4.1 oz. Sq. yd

Interlining: polyester non-woven.

Binding: polyester/cotton bias cut.

Waistband: polyester, spandex, nylon blend with double strip of silicone shirt grip.

Stretch edge control.

Fly zipper: nylon coil #5 with auto lock slider.

Hook and eyes: nickel-plated.

Buttons: melamine, 22 ligne, matching shell fabric.

DESIGN AND CONSTRUCTION

Front quarter pockets and inverted double cord hip pockets with button tabs.

All pocket secured with bartacks.

Wide stretch waistband with fly tab.

Interlined wide belt loops inserted in bottom of waistband and tacked at top.

Double hook and eye closure.

Quarter linings in front quarters.

Outlets in waistband (back) and thigh inseam.

Tandem needle seat seam.

Seat, inseam, and out seams pressed open.

10-12 stitches per inch (all seams).

Permanent silicone adhesive creases front and back.

E.) HIDALGO COUNTY SHERIFF'S OFFICE UNIFORMS

CUSTOMIZATION

Windproof breathable liner.

Striping - Stripe will be attached to the side of the pant. The stripe will start at the bottom seam of the pocket and run the length of the pant. The stripe has an overall width of 0.75". The stripe is a piggyback design of dark brown atop gold. The dark brown portion should be no wider than 0.5" and the gold should be 0.75" in total width with only 0.125 of an inch showing on either side of the dark brown. The Brown and Gold material proposed must match the color scheme currently in use by the Hidalgo County Sheriff's Department

Hemming.

STANDARD SIZE RANGE

Men's: Regular Length: even waist sizes 28 - 54; odd sizes 31 - 39

Women's: Regular Length: even dress sizes 6 - 24

Optional Sizes - Trouser sizes for men must be available from 48 to 54 in addition to what was specified. Pants must be available in long stride if requested.

MEASUREMENTS

Men's: Regular Length: Waist Size 36:

1/2 Waist: 18 (plus 0.25 inch)

Seat: 24 (plus or minus 0.25 inches)

1/2 Knee 10.875 (plus or minus 0.25 inches)

1/2 Bottom Leg 8.75 (plus or minus 0.25 inches)

Inseam: 37 (plus or minus 0.50 inches)

Out seam: 46.25 (plus or minus 0.50 inches)

Front Rise: 10.375 (plus or minus 0.25 inches)

Back Rise: 16.875 (plus or minus 0.25 inches)

Women's: Regular Length: Dress Size 12

1/2 Waist: 15.25 (plus 0.25 inch)

Seat: 22.625 (plus or minus 0.25 inches)

1/2 Knee 10.125 (plus or minus 0.25 inches)

1/2 Bottom Leg 8.5 (plus or minus 0.25 inches)

Inseam: 35.875 (plus or minus 0.50 inches)

Out seam: 45.875 (plus or minus 0.50 inches)

Front Rise: 11.625 (plus or minus 0.25 inches)

Back Rise: 15.25 (plus or minus 0.25 inches)

20) TACTICAL OUTERSHELL POINT BLANK R 20 D (equal or better)

Carrier is designed to be worn externally to other clothing and shall not only provide a means of wearing armor but also provide a load carrying capabilities. The exterior of the garment shall provide removable identity both front and back. Identity shall be three (3) inches high and read "POLICE/SHERIFF" lettering. The front of the carrier shall provide five pockets to carry equipment such as, but not limited to, mini flash lights, side arm magazines, handcuffs and communication equipment. Two web shoulder straps, one on each shoulder shall provide a location to attach communication equipment or badges. The interior shall provide a means of ballistic panels within the carrier. A cummerbund shall be adjustable and close at the front. Side closure shall be accomplished with a combination elastic and Velcro system.

Rear (Back) lettering panel combination of lettering must be 3 to 5" lettering in two rows.

OPTIONS

Yellow/White "Police" Identity

Yellow/White "Sheriff" Identity

Or any other combination wording

SIZES

Small to 6 x-large

Note: Vest must meet all requirements of NIJ Standard 0104.04.

MATERIAL

- Hook and pile fastener tapes shall conform to the requirements of the Velcro manufacture, style h88 and 11000 (equal or better).
- The outer shell material shall be 420 denier nylon with a water repellent urethane coating.
- The elastic for the side closures straps shall be approximately eight (8) inches wide and of good commercial quality.

COLOR

Color shall be navy, black, camouflage and or dark green.

21) COLD WEATHER (WATERPROOF/BREATHABLE) JACKETS (FORCE 10 JACKET) equal of better

Waist length duty jacket with weatherproof windproof/waterproof/breathable system, zipper front, zipper fly, pleated two-way pockets, adjustable cuffs, shirt collar style, and zippered side vents with elasticized side tabs. Removable thermal liner. Color in Navy or Brown.

FABRIC/MATERIALS

OUTER SHELL:

Extreme all weather laminate technology fabric. Two layer laminated construction with 3-ply Supplex Supreme face fabric. 100% nylon Supplex 70 denier in the warp and in the filling, plain weave, 3-ply thread construction.

The fabric shall have a minimum non-coated weight of 3.5 ounces per square yard with a thread count of 154 in the warp and 62 in the filling (+/- 10%). The fabric shall have a good color fastness and crocking.

The fabric shall have to maintain a Mullens Hydrostatic rating of 75 psi during the five (5) year guaranteed life of the jacket. Any jacket tested by the Equipment Services Section that falls to remain at 75 psi shall be repaired or replaced by the vendor at the vendor's expense.

LINING FABRIC:

Black nylon taffeta lining. Plain weave, 70-denier nylon type 66 continuous filament yarns with 34 filaments, melting point 455 degree Fahrenheit. The fabric shall have a minimum weight of 1.80-ounces/sq. yard with a thread count of 104 in the warp and 86 in the filling (+/- 2%). The fabric shall have good color fastness and crocking.

Breaking Strength: Warp 125 lbs., Filling 85 lbs (+/- 5%)

E.) HIDALGO COUNTY SHERIFF'S OFFICE UNIFORMS

Tear Strength: Warp 3.5 lbs., Filling 2.1 lbs (+/- 5%)
Shrinkage: Warp 2%, Filling 2%.

REMOVABLE LINER:

The face of the removable liner shall be 100% nylon taffeta and the inner side shall be 100% nylon tricot, both color black. The thermal batting is to be 7.5-ounce polyester fiber. The stitch pattern is the be 6" diamond.

INTERLINING:

White Pellon C-39

KNITTING:

100% nylon stretch knit, continuous filament yarn 400 denier, with a minimum of 16 wales and 32 courses, rating to light, perspiration and wet/dry cleaning to be a minimum of 4. Wristlet 3 x 6.

FLEECE POCKETING:

Black, fleece.

FASTENERS:

All fasteners shall be as follows or equivalent:

Zippers:

Front zipper, #8, Delrin with 2 sliders.

Liner zipper, #5, Delrin with 1 slider.

Pocket zipper, #2, coil with 1 slider.

Side zipper, #6, coil with 1 slider.

Sleeve zipper, #2, coil with 1 slider.

SNAPS:

The snaps shall 24 linger universal prong snaps that have been oxidized to prevent rusting.

EYELETS:

Black, meta, small.

THREAD:

All thread shall be polyester thread with a wrap with thirty (30) strength in a fifty (50) size or better.

SEAM TAPE:

Composite seam sealing tape that is compatible to the composite fabric, 7/8" wide.

Elastic:

Natural color, 1 1/2" Bi-swing.

Natural color, 2" Waistband.

Natural Color, 1" Cuff.

BINDING:

Black, 1- 3/4" wide, nylon bias.

VELCRO:

Black, 5/8" wide hook & loop.

METAL BUTTONS:

24 Ligne.

BUTTON RINGS:

Silver rings.

DESIGN FEATURES:

FRONT:

There is to be a front zipper that shall run from the bottom of the jacket to the neck collar seam with a two-way zipper. Under the zipper and offset on the facing shall be a 1-1/2" wide zipper fly, which runs the full length of the front to stop water and other liquids. There shall be a two-way compartment pleated pockets that shall be placed 2" above the waistband. There shall be a badge holder above the left flap, made of shell fabric with two small black metal eyelets set 1-1/8" apart. The holder is to be 1" by 2-1/4", centered over the pocket flap, at chest height.

POCKETS:

Pockets to measure 7-1/2" wide by 8" deep; leat to measure 1-1/2". Muff pockets shall be formed under each pocket with a 5-3/4" opening on the sleeve side. Pockets are to close with scalloped flaps that measure 2-1/2" at the points and 3-3/8" at the center. Flaps are to be held down with Velcro loops at the flap corners. 24 ligne metal buttons to be attached with rings at the center point through a buttonhole. A separate pencil pocket shall open between the left flap and pocket.

COLLAR:

The collar is to be cut in a shirt collar style with a collar stand. The collar is to measure 3-1/2" at the points and 4" at the center. Collar to be interlined but not zigzag stitched. There shall be a hanger made out of the outer shell fabric that is set at the center of the neck collar seam.

BACK DESIGN:

The back shall be a plain full cut back with an elasticized waistband that extends to the zippered side vents. The front waistbands shall have a plain section 5" from the front zipper and shirred with elastic to the zippered side vents. The waistband shall measure 2-1/2" wide.

SLEEVES:

The sleeves shall be a one-piece design with elasticized adjustable cuffs.

ADJUSTABLE CUFFS:

The cuff shall be a one-piece design made out of self-material and shall measure 1-3/4" wide. The top half of the cuffs shall have a heavy-duty 1-1/2" wide elastic stretched and sewn with double needle stitch. There shall be cuff tabs that measure 1-1/4" wide and taper to 3/4" wide, 3-1/2" long with a large snap (male portion).

E.) HIDALGO COUNTY SHERIFF'S OFFICE UNIFORMS

There shall be two large snaps (female partition) set 2" apart for cuff adjustments.

EPAULETS:

There shall be epaulets set on the shoulders and sewn into the shoulder and sleeve seam. The epaulets shall be cross-stitched and shall have a buttonhole. The epaulets are to measure 2-1/4" at the shoulders and 2" at the points. The epaulets shall be interlined. The epaulets shall be back tacked to the shoulder neck seam. The epaulets are to fasten with a 24-ligne metal button with a button ring through the buttonhole.

SIDE VENTS:

The zippered side vents are to be finished with a coil #6 size 10" long zipper with a reversible slider. There shall be side tabs made out of the self-material set to the bottom back vent, which will be elasticized with a 1" elastic. The side tab shall have a snap (male portion) and shall snap across the bottom vent of the waistband with a snap (female portion) set on the front and back of the zippered side vent. The side tab shall measure 1" by 3" long.

LINING:

The jacket is to be fully lined with nylon taffeta. There is to be a patch pocket made out of the outer shell fabric placed on the left side. It is to have a 6" zipper opening and to measure 7" x 7-1/2". The lining sleeves shall be a one-piece design with a sleeve zipper to allow emblems and embroidery applied without affecting water-proofness and contamination. There shall be a shell reinforcement panel sewn into the neck seam to secure the liner with a 24 ligne snap. The panel shall measure approximately 4" in width and in length. This panel shall also have the brand label and the permanent size labels sewn on.

FACINGS:

The facings are to be made out of outer shell fabric. The facings are to measure approximately 1-1/4" wide and shall be as long as the front length, not including the waistband. The liner attaching zippers are to be placed on the facings.

REMOVABLE LINER:

The removable thermal liner is to have a body and sleeve insulation. The cuffs are to be held in place with metal snaps. In the neck area there will be a black knit collar and a large metal snap. The liner will be attached to the jacket with #5 delrin zippers, 18" long, set on the front facings. Under the armholes will be a 4" by 12" knit gussets for movements. There shall be knit wristlets and large metal snaps at the cuff area for attachment. There will be 5-3/4" vents at the bottom of the seams. The quilt parts will be bound with 1-3/4" black nylon bias binding. There shall be one patch pocket on the left side.

LABELS:

Each jacket shall have a permanent brand label, a care instruction label, ID label and permanent size labels.

CUSTOMIZATION:

EMBLEMS

The department patch must be of the same design and color scheme currently in use by the Hidalgo County Sheriff's Department. The patch has gold lettering and trim on a dark brown background. The bidders are encouraged to attend the pre-bid conference for exact design and size of patches. Each shirt must come with a patch sewn onto each sleeve (Two patches per shirt).

Name Tab

Zipper Front

Metal Buttons on epaulets and pocket flaps

SHOULDER STRAPS

The shoulder straps shall be pointed at the end toward the neck of the shirt. The other end shall be sewn in sleeve head seam. The open ends shall be fastened with one dark brown button. The straps shall measure 2" at sleeve and taper to 1-3/8". Straps to be set about 1/2" from the collar. Shoulder straps shall be box stitched to shoulders with row of cross-stitching 2" from sleeve head seam. The strap is a piggyback design of dark brown atop gold. The gold measures 2" in width. The dark brown sits atop with a width of 1.875". The gold should show only 0.0625" on both sides of the strap. The Brown and Gold material proposed must match the color scheme currently in use by the Hidalgo County Sheriff's Department

MEASUREMENTS

SIZING:

The manufacturer shall be capable of providing all sizes for men and women. Including any special size requirements. The manufacturer shall have a company representative or authorized dealer available to assist with the fittings of the garments at no additional cost.

The following sizes have been established.

Size Chart:

| SIZE | FINISHED CHEST | BACK LENGTH | SLEEVE INSEAM |
|--------------------|----------------|-------------|---------------|
| SMALL (36-38) | 48 | 26 | 20 |
| MEDIUM (40-42) | 52 | 26 | 20 |
| LARGE (44-46) | 56 | 26 | 20 |
| X-LARGE (48-50) | 60 | 26 | 20 |
| XX-LARGE (52-54) | 64 | 26 | 20 |
| XXX-LARGE (56-58) | 68 | 26 | 20 |
| XXXX-LARGE (60-62) | 72 | 26 | 20 |
| TOLERANCES | +/- 1" | +/- 1/2" | +/- 1/2" |
| LONG LENGTH | +/- 1" | + 1" | + 1" |
| X-LONG LENGTH | +/- 1" | + 2" | + 2" |

22) TACTICAL PANTS (5.11 Tactical 74251) equal or better

FABRIC

100 % Cotton Tactical Canvas, 8.5 oz , 73x40/10x10, Pant weight

POCKETING

80% Polyester 20% Cotton T/C, tightly woven poplin

SIZE

Pants must be available in Regular, Short, Long and X-Large Long. from stock (28 – 60)

E.) HIDALGO COUNTY SHERIFF'S OFFICE UNIFORMS

COLOR

Charcoal, Brown, Black, Coyote Brown, Grey, OD Green Khaki, Tundra, Walnut, Fire Navy, Sage.

FEATURES & BENEFITS

Self adjusting action waist with elastic sides; 7 belt loops and a DORing; Deep front pockets; cargo pockets with flaps; phone pocket on right front. Large open-top back pockets, and a tool strap on right back. The pants have double knees of self fabric, removable 6mm Neoprene knee pad inserts; and a double seat of self fabric. Bottom hems have openings for draw cords.

POCKETS

- Front pocket openings have self fabric facings and extra reinforcements on knife clippings area. Pocket openings are firmly bar tacked on both ends. Pocket bags are made of durable Poly/Cotton blend and they are extra deep. Pocket bags are finished clean inside the pant and double stitched for heavy duty.
- Cargo pockets have large flaps and Velcro closure.
- Knife or cell phone pocket is lined with extra durable Cordura Nylon. The pocket has gussets on sides and a large flap with Velcro closure; it accommodates a phone.
- Back Pockets are formed of self fabric. They are extra large with large open top. The top has Velcro closure. Opening has extra reinforcement on the side seam side; both ends are firmly cross-bar tacked.

SEAMS & STITCHING

- Seams are durable with 10 stitches per inch and extra heavy 5-thread construction.
- Top stitching are non-raveling lock stitching. Side seams, seat seam and front rise have two-needle top stitching. Crotch point is bar tacked. Fly outline, had pocket openings, all pocket flaps, knee patches and seat patch have double needle top stitching. Cargo pockets are attached with double needle top stitching. Belt loops are bar tacked on all corners. Cargo pocket openings are bar tacked and flaps are cross bar tacked. Back pocket openings are cross bar tacked. All Velcro pieces are attached with box stitching

LABELS

The woven logo label, care label, size label, country of origin label and fiber content are permanently attached to the pants.

CLOSURES

Closures are high quality, proven brand name products. Fly zipper is metallic YKK zipper with auto lock slider. Waist snap is metallic PRYM snaps with extra strong grip. Inside fly button is cross tacked.

23) TIES

Polyester 3" clip-on Tie

Color: Brown 5

Sizes:

3.0" x 18" – Men's Regular

3.0" x 20" – Men's Long

For 22" Length 3.5" Clip-on Tie

- Pre-tied clip-on tie
- 100% Polyester – tropical weave
- Black metal clip
- Packed 6 ties per bag

24) EMBLEM/PATCH CUSTOMIZATION

EMBLEM/PATCH CUSTOMIZATION:

Upon any emblem/patch customization to include size, shape, color and application change, vendor must be able to provide different digital variations to all county wide agencies. Vendor will provide a digital sample for pre-approval. Vendor will provide pricing per emblem/patch on bulk ranging from 0 to 100, 101 to 200 and 201 to 300. A sample patch/emblem is provided before order is processed for color and customization verification. Pricing will also be considered with various applications of Velcro which will be sewn onto the patch/emblem upon request.

25) SHORT SLEEVE SHIRT

SHELL FABRIC

5.21 ounce/sq plain weave, 100 % polyester, machine washable and dry cleanable polyester provides user comfort, uniform appearance, durability, and easy care. Breathable 4 way stretch, 5.5 ounce nylon with lycra mesh technical knit with high abrasion, pill resistance and anti-microbial finish. (Color: see specified garment color)

COLOR:

White and/or color upon request

TRIM

Lining: 100% Polyester Satin or 100% Polyester Taffeta

Interlining: Small Parts: 100% polyester, Front Placket: 50% Polyester 50% Cotton

Hook and loop: Woven Nylon base

Buttons: melamine, 20 ligne, matching shell fabric

DESIGN AND CONSTRUCTION

Short sleeve uniform shirt with shaped stretch side panels continuing under arms for improved fit, axon integration system, and hidden reflective pull downs. Axon pockets and electronic wire pass-throughs under pockets, in fronts, behind collar, and on side panels above radio. 5 crease military style with permanent silicone adhesive creases Convertible dress collar Mitered, pleated pockets with scalloped flaps, pencil opening in left pocket, hook and loop closure. (2) napoleon style pocket openings beneath the upper pleated pockets with 4 way stretch mesh inner pockets. Yoke lined with polyester taffeta or satin, center positioned mic tab. Scotchlite reflective on top edge of front pockets and secured under rear collar and Scotchlite reflective stripes under sleeve hems. Epaulets Badge eyelets with internal support strap

CUSTOMIZATION

Emblems - The department patch must be of the same design and color scheme currently in use by the Hidalgo County Sheriff's Department. The patch has gold lettering and red trim on a dark brown background. Bidders are encouraged to attend the pre bid conference for exact design and size of patches. Each shirt must come with a patch sewn onto each sleeve (Two patches per shirt).

Name Tab

Zipper Front

Metal Buttons on epaulets and pocket flaps

E.) HIDALGO COUNTY SHERIFF'S OFFICE UNIFORMS

SHOULDER STRAPS

The shoulder straps shall be pointed at the end toward the neck of the shirt. The other end shall be sewn in sleeve head seam. The open ends shall be fastened with one dark brown button. The straps shall measure 2" at sleeve and taper to 1-3/8". Straps to be set about 1/2" from the collar. Shoulder straps shall be box stitched to shoulders with row of cross-stitching 2" from sleeve head seam. The strap is a piggyback design of dark brown atop red. The red measures 2" in width. The dark brown sits atop with a width of 1.875". The red should show only 0.0625" on both sides of the strap. The Brown and Red material proposed must match the color scheme currently in use by the Hidalgo County Sheriff's Department

STANDARD SIZE RANGE

Men's: Regular Body: 14.5-19.5

Women's: Regular Length: even sizes 32 - 46

Optional Sizing - Men's Short Sleeve and Long Sleeve shirts must be available in Size 20 and 22 if requested.

MEASUREMENTS

Men's: Regular Length: Size 16.5:

Neck 17 (plus or minus 0.5 inches)

1/2 Chest: 25.25 (plus or minus 0.75 inches)

Back Length: 32.5 (plus or minus 0.5 inches)

Women's: Regular Length: Size 38

Neck 15.5 (plus or minus 0.5 inches)

1/2 Chest: 22 (plus or minus 0.75 inches)

Back Length: 28.5 (plus or minus 0.5 inches)

26) LONG SLEEVE SHIRT

COLOR

White and/or color upon request

SHELL FABRIC

5.21 ounce/sq plain weave, 100 % polyester, machine washable and dry cleanable polyester provides user comfort, uniform appearance, durability, and easy care. Breathable 4 way stretch, 5.5 ounce nylon with lycra mesh technical knit with high abrasion, pill resistance and anti-microbial finish. (Color: see specified garment color)

TRIM

Lining: 100% Polyester Satin or 100% Polyester Taffeta

Interlining: Small Parts: 100% polyester, Front Placket: 50% Polyester 50% Cotton

Hook and loop: Woven Nylon base

Buttons: melamine, 20 ligne, matching shell fabric

DESIGN AND CONSTRUCTION

Long sleeve uniform shirt with shaped stretch side panels continuing under arms for improved fit, axon integration system, and hidden reflective pull downs.

Axon pockets and electronic wire pass-throughs under pockets, in fronts, behind collar, and on side panels above radio.

5 crease military style with permanent silicone adhesive creases

Convertible dress collar

Mitered, pleated pockets with scalloped flaps, pencil opening in left pocket, hook and loop closure, (2) napoleon style pocket openings beneath the upper pleated pockets with 4 way stretch mesh inner pockets.

Yoke lined with polyester taffeta or satin, center positioned mic tab.

Scotchlite reflective on top edge of front pockets and secured under rear collar and scotchlite reflective stripes under sleeve hems.

2 button adjustable cuffs

Extra long shirt tails

Epaulets

Badge eyelets with internal support strap

CUSTOMIZATION

Emblems - The department patch must be of the same design and color scheme currently in use by the Hidalgo County Sheriff's Department. The patch has gold lettering and red trim on a dark brown background. Bidders are encouraged to attend the pre bid conference for exact design and size of patches. Each shirt must come with a patch sewn onto each sleeve (Two patches per shirt).

Name Tab

Zipper Front

Metal Buttons on epaulets and pocket flaps

Shoulder Straps - The shoulder straps shall be pointed at the end toward the neck of the shirt. The other end shall be sewn in sleeve head seam. The open ends shall be fastened with one dark brown button. The straps shall measure 2" at sleeve and taper to 1-3/8". Straps to be set about 1/2" from the collar. Shoulder straps shall be box stitched to shoulders with row of cross-stitching 2" from sleeve head seam. The strap is a piggyback design of dark brown atop red. The red measures 2" in width. The dark brown sits atop with a width of 1.875". The red should show only 0.0625" on both sides of the strap. The Brown and Red material proposed must match the color scheme currently in use by the Hidalgo County Sheriff's Department

STANDARD SIZE RANGE

Men's: Regular Body: 14.5-19.5

Women's: Regular Length: even sizes 32 - 46

For both Men's and Women's sleeve lengths from (30-31), (32-33), (34-35) and (36-37)

Optional Sizing - Men's Short Sleeve and Long Sleeve shirts must be available in Size 20 and 22 if requested.

MEASUREMENTS

Men's: Regular Length: Size 16.5:

Neck 17 (plus or minus 0.5 inches)

1/2 Chest: 25.25 (plus or minus 0.75 inches)

Back Length: 32.5 (plus or minus 0.5 inches)

Women's: Regular Length: Size 38

Neck 15.5 (plus or minus 0.5 inches)

1/2 Chest: 22 (plus or minus 0.75 inches)

Back Length: 28.5 (plus or minus 0.5 inches)

E.) HIDALGO COUNTY SHERIFF'S OFFICE UNIFORMS

27) SIX POCKET TROUSER

SHELL FABRIC

14.0- 14.5 oz. per linear yard serge weave 75% Dacron polyester / 25% worsted wool with 10 - 12% mechanical filling stretch. Machine washable and dry cleanable worsted wool blend provides user comfort, uniform appearance, durability, and easy care. (Color: see specified garment color)

TRIM

Pocketing: 50/50 polyester cotton twill, not less than 4.1 oz. Sq. yd

Interlining: polyester non-woven.

Binding: polyester/cotton bias cut.

Waistband: polyester, spandex, nylon blend with double strip of silicone shirt grip.

Stretch edge control.

Fly zipper: nylon coil #5 with auto lock slider.

Hook and eyes: nickel-plated.

Buttons: melamine, 22 ligne, matching shell fabric.

COLOR: Brown

DESIGN AND CONSTRUCTION

Front quarter pockets and inverted double cord hip pockets with button tabs.

All pocket secured with bar tacks.

Side cut-in zippered pockets

Stretch waistband with fly tab (men's only).

Interlined wide belt loops inserted in bottom of waistband and tacked at top.

Double hook and eye closure.

Quarter linings in front quarters.

Outlets in waistband (back) and thigh inseam.

Tandem needle seat seam.

Seat, inseam, and out seams pressed open.

10-12 stitches per inch (all seams).

Permanent silicone adhesive creases front and back.

CUSTOMIZATION

Windproof breathable liner. Striping - Stripe will be attached to the side of the pant. The stripe will start at the bottom seam of the pocket and run the length of the pant. The stripe has an overall width of 0.75". The stripe is a piggyback design of dark brown atop red. The dark brown portion should be no wider than 0.5" and the red should be 0.75" in total width with only 0.125 of an inch showing on either side of the dark brown. The Brown and Red material proposed must match the color scheme currently in use by the Hidalgo County Sheriff's Department Hemming.

STANDARD SIZE RANGE

Men's: Regular Length: even waist sizes 28 - 58; odd sizes 31 - 39

Women's: Regular Length: even dress sizes 6 - 24

Optional Sizes - Trousers sizes for men must be available from 48 to 58 in addition to what was specified. Pants must be available in long stride if requested.

MEASUREMENTS

Men's: Regular Length: Waist Size 36:

1/2 Waist: 18.5 (plus 0.25 inch)

Seat: 24 (plus or minus 0.25 inches)

1/2 Knee 10.875 (plus or minus 0.25 inches)

1/2 Bottom Leg 8.75 (plus or minus 0.25 inches)

Inseam: 37 (plus or minus 0.50 inches)

Out seam: 47 (plus or minus 0.50 inches)

Front Rise: 10.5 (plus or minus 0.25 inches)

Back Rise: 15. (plus or minus 0.25 inches)

Women's: Regular Length: Dress Size 12

1/2 Waist: 18 (plus 0.25 inch)

Seat: 22.625 (plus or minus 0.25 inches)

1/2 Knee 11 (plus or minus 0.25 inches)

1/2 Bottom Leg 8.5 (plus or minus 0.25 inches)

Inseam: 35.875 (plus or minus 0.50 inches)

Out seam: 45.875 (plus or minus 0.50 inches)

Front Rise: 9.375 (plus or minus 0.25 inches)

Back Rise: 14 (plus or minus 0.25 inches)

ADDITIONAL CONDITIONS AND REQUIREMENTS:

Further information required for this project can be addressed to, Sandra Montalvo Buyer, Hidalgo County Purchasing Department at (956) 318-2626 or e-mail: Sandra.montalvo@co.hidalgo.tx.us Hidalgo County is requesting that any and all questions, inquiries, and clarifications regarding quotes, bids, proposals, or statement of qualifications be addressed to Martha L. Salazar, Purchasing Agent, 2802 South Business Highway 281, Edinburg, Texas 78539. **TELEPHONE INQUIRIES WILL NOT BE ACCEPTED.**

ALL WRITTEN INQUIRIES WILL BE ACCEPTED VIA FACSIMILE NO LATER THAN, Wednesday, JULY 03, 2013, at 5:00 P.M. Responses will be sent to all applicants via facsimile by no later than, **Friday, JULY 05, 2013 at 5:00 P.M.**

EXHIBIT "B"

BID PAGE

HIDALGO COUNTY

"Purchase Of Uniforms And Accessories For Hidalgo County Law Enforcement Agencies"

BID NO: 2013-088-07-10-SMA

NIGP COMMODITY CODES

200-85 UNIFORMS, Blended Fabric, 200-86 uniforms, cotton,

200-87-UNIFORMS, synthetic fabric,

200-88 UNIFORMS, WOOL & WOOLEN BLENDS

200-92-WORK CLOTHES,

201-37-EMBLEMS, BRAIDS, BUTTONS, & PATCHES (for caps and uniforms)(including chevrons, epaulettes & shoulder boards)

The bid price should include the patches/embroidery attached to uniforms/clothing and any other additional cost.

Bidder must thoroughly fill in each section of the Bid Page (Exhibit "B"). INCOMPLETE submittals will be considered a probable cause for disqualification.

| A.) CONSTABLE PCT. NO. 1 | | | | | |
|---|---|---------------------|------------------|--------------|----|
| Description of Items or (Equivalent) | | Manufacturer | Style No. | Price | |
| 1. | SHIRTS -SHORT SLEEVE (perfection uniforms 2300, 2340 zipper front) | | | Female | \$ |
| | | | | Male | \$ |
| 2. | SHIRTS - LONG SLEEVE (perfection uniforms 2000,2040 zipper front) | | | Female | \$ |
| | | | | Male | \$ |
| 3. | TROUSERS (perfection style 2600DN) | | | Female | \$ |
| | | | | Male | \$ |
| 4. | SHORT SLEEVE SHIRT (8713X Blauer Street Gear) | | | Female | \$ |
| | | | | Male | \$ |
| 5. | TROUSERS (8810X) side pocket | | | Female | \$ |
| | | | | Male | \$ |
| 6. | SHIRTS- POLO SHORT SLEEVE (5.11 Tactical 71048) | | | Female | \$ |
| | | | | Male | \$ |
| 7. | PANTS-TACTICAL (5.11 Tactical 74251) | | | Female | \$ |
| | | | | Male | \$ |
| 8. | JACKETS | | | \$ | |
| 9. | WINDBREAKER | | | \$ | |
| 10. | RAINCOATS | | | \$ | |
| 11. | PATCHES | | | \$ | |
| B.) CONSTABLE PCT. NO. 2 | | | | | |
| 1. | SHIRTS -SHORT SLEEVE (perfection uniforms 2300, 2340 zipper front) | | | Female | \$ |
| | | | | Male | \$ |
| 2. | SHIRTS- LONG SLEEVE (perfection uniforms 2000,2040 zipper front) | | | Female | \$ |
| | | | | Male | \$ |
| 3. | TROUSERS (perfection style 2600ST) | | | Female | \$ |
| | | | | Male | \$ |
| 4. | SHIRTS- SHORT SLEEVE (8713X Blauer Street Gear) | | | Female | \$ |
| | | | | Male | \$ |
| 5. | SHIRTS-POLO- SHORT SLEEVE (5.11 Tactical 71048) | | | Female | \$ |
| | | | | Male | \$ |
| 6. | PANTS--TACTICAL (5.11 Tactical 74251) | | | Female | \$ |
| | | | | Male | \$ |
| 7. | PANTS- BDU | | | Female | \$ |
| | | | | Male | \$ |
| 8. | JACKETS | | | \$ | |
| C.) CONSTABLE PCT. NO. 3 | | | | | |
| 1. | SHIRTS-SHORT SLEEVE (perfection style 2340DN) | | | Female | \$ |
| | | | | Male | \$ |
| 2. | SHIRTS-LONG SLEEVE (perfection style 3000BN) | | | Female | \$ |
| | | | | Male | \$ |

| | | | | | |
|----|--|--|--|--------|----|
| 3. | TROUSERS-POLYESTER TWILL (style X13506NS) | | | Female | \$ |
| | | | | Male | \$ |
| 4. | PATROL JACKETS | | | \$ | |
| 5. | SHIRTS-POLO SHORT SLEEVE (5.11 Tactical 71048) | | | Female | \$ |
| | | | | Male | \$ |
| 6. | SHIRTS- PROFESSIONALPOLO SHORT SLEEVE (5.11 Tactical #41060) | | | Female | \$ |
| | | | | Male | \$ |
| 7. | PANTS-TACTICAL (5.11 Tactical 74003) | | | Female | \$ |
| | | | | Male | \$ |
| 8. | SHIRTS-SHORT SLEEVE TACTICAL (Propper F531150) | | | Female | \$ |
| | | | | Male | \$ |

D.) CONSTABLE PCT. NO. 4

| | | | | | |
|-----|--|--|--|--------|----|
| 1. | SHIRTS- SHORT SLEEVE (perfection uniforms 2300, 2340 zipper front) | | | Female | \$ |
| | | | | Male | \$ |
| 2. | SHIRTS-LONG SLEEVE (perfection uniforms 2000,2040 zipper front) | | | Female | \$ |
| | | | | Male | \$ |
| 3. | TROUSERS (flying cross by Fechheimer 38205) | | | Female | \$ |
| | | | | Male | \$ |
| 4. | SHIRTS -SHORT SLEEVE (8713X Blauer Street Gear) | | | Female | \$ |
| | | | | Male | \$ |
| 5. | TROUSERS (5.11 Tactical Twill PDU 74338 class A Twill) | | | Female | \$ |
| | | | | Male | \$ |
| 6. | SHIRTS --POLO- SHORT SLEEVE (5.11 Tactical 71048) | | | Female | \$ |
| | | | | Male | \$ |
| 7. | PANTS --TACTICAL (5.11 Tactical 74251) | | | Female | \$ |
| | | | | Male | \$ |
| 8. | PANTS --TACLITE PRO (74273) | | | Female | \$ |
| | | | | Male | \$ |
| 9. | TIES | | | \$ | |
| 10. | COWBOY HATS (STETSON FELT) | | | \$ | |
| 11. | JACKETS (TRAVIS MILLS #7450) | | | \$ | |

E.) SHERIFF'S OFFICE

| | | | | | |
|----|--|--|--|---------------------|----|
| 1. | RAINCOATS (NEESE) | | | \$ | |
| 2. | GLOVES-(Hatch)Frisk Master Fm 2000 | | | \$ | |
| 3. | COVERALLS-Personal Protection(TYVEK) COVERALLS-Polypropylene Disposable Suit, Long Sleeve Shirt & Pants | | | \$ | |
| | | | | coveralls | \$ |
| | | | | Shirt -Long Sleeve | \$ |
| | | | | Pants | \$ |
| 4. | SHIRTS—SHORT & LONG SLEEVE Custodian & Maintenance Temporary Khaki shirts (Dickies) | | | Female Short sleeve | \$ |
| | | | | Female Long Sleeve | \$ |
| | | | | Male Short Sleeve | \$ |
| | | | | Male Long Sleeve | \$ |
| 5. | PANTS—Traditional- work (Dickies) | | | \$ | |
| 6. | PANTS-- Women's Flat Front | | | \$ | |
| 7. | SCRUBS (cargo) | | | Female Shirt | \$ |
| | | | | Female Pants | \$ |
| | | | | Male Shirt | \$ |
| | | | | Male Pants | \$ |
| 8. | RAIN BOOTS (Norcross Servus 18822-9) | | | Female Boots | \$ |
| | | | | Male Boots | \$ |

| | | | | | |
|-----|---|--|--|---------------|----|
| 9. | WATERPROOF SAFETY TOE BOOT | | | Female Boots | \$ |
| | | | | Male Boots | \$ |
| 10. | WATERPROOF SAFETY TOE SHOE | | | Female Shoe | \$ |
| | | | | Male Shoe | \$ |
| 11. | PANTS --BDU's (Battle Dress Uniforms) | | | Female | \$ |
| | | | | Male | \$ |
| 12. | SHIRTS --BDU 's (Battle Dress Uniforms) | | | Female | \$ |
| | | | | Male | \$ |
| 13. | SHIRTS--BDU's S.E.R.T. OFFICER (Battle Dress Uniforms) | | | Female | \$ |
| | | | | Male | \$ |
| 14. | BDU's SHIRT (Battle Dress Uniforms) -PROPER (Ripstop Material) Option 1: FOUR (4) BELOW STYLE POCKETS Option 2: TWO (2) STYLE POCKETS | | | OPT 1 -Female | \$ |
| | | | | OPT 1 -Male | \$ |
| | | | | OPT 2 -Female | \$ |
| | | | | OPT 2 -Male | \$ |
| 15. | INVESTIGATOR RAID JACKETS | | | OPT 1 | |
| | | | | OPT 2 | |
| 16. | SAFETY VESTS - Break-Away High Visibility | | | \$ | |
| 17. | SHIRTS-- LONG SLEEVE | | | Female | \$ |
| | | | | Male | \$ |
| 18. | SHIRTS--SHORT SLEEVE | | | Female | \$ |
| | | | | Male | \$ |
| 19. | TROUSERS (Four Pocket) | | | Female | \$ |
| | | | | Male | \$ |
| 20. | TACTICAL OUTERSHELL(Point Blank R20D) | | | \$ | |
| 21. | COLD WEATHER JACKETS (Force 10 Jacket) | | | \$ | |
| 22. | PANTS--TACTICAL (5.11 Tactical 74251) | | | Female | \$ |
| | | | | Male | \$ |
| 23. | TIES | | | \$ | |
| 24. | EMBLEM/PATCH CUSTOMIZATION | | | 1-100 | \$ |
| | | | | 101-200 | \$ |
| | | | | 201-300 | \$ |
| 25. | SHIRTS-SHORT SLEEVE | | | female | \$ |
| | | | | male | \$ |
| 26. | SHIRTS-LONG SLEEVE | | | female | \$ |
| | | | | male | \$ |
| 27. | TROUSER-SIX POCKET | | | female | \$ |
| | | | | male | \$ |

I/We the undersigned hereby certify that I/We am/are a duly authorized official of the company and have the authority to sign on behalf of the company and assure that all statements made in the bid are true. I/We agree to furnish and deliver the specified items/services at the prices stated herein, and have read, understand, and agree to the terms and conditions contained herein and on all of the attachments.

COMPANY NAME:

ADDRESS:

CITY/STATE/ZIP:

PHONE NUMBER:

FAX NUMBER:

CELL NUMBER:

CONTACT PERSON:

E-MAIL ADDRESS:

AUTHORIZED SIGNATURE:

TITLE:

DATE:

EXHIBIT “C”
Insurance Requirements
Applicable to the Acquisition of Goods and /or Services
(Other than Professional Services)

The Bidder awarded the contract shall furnish proof of insurance, which will also include any subcontractor that is subcontracted by the bidder in at least the following limits, to be in place prior to providing any services under this Contract and to continue at all times in force in effect during the term of this Contract:

1. A Five Hundred Thousand Dollar (\$500,000.00) Comprehensive General Liability insurance policy providing additional coverage to all underlying liabilities of County.
2. Automobile liability insurance policy with limits of at least Three Hundred Thousand Dollars (\$300,000.00) per person and Five Hundred Thousand Dollars (\$500,000.00) per occurrence. Coverage should include injury to or death of persons and property damage claims with limits up to Five Hundred Thousand (\$500,000.00) arising out of the services provided to County hereunder.
3. Uninsured/Underinsured motorist coverage in an amount equal to the bodily injury limits set forth immediately above;
4. Workers compensation insurance in amounts established by Texas law, unless the Bidder is specifically exempted from the Texas Workers Compensation Act, Texas Labor Code Chapter 401, et. seq.

Hidalgo County will only accept certificates of insurance on an Acord form (as attached hereto). Certificates of insurance naming County as an **additional insured** shall be submitted to County for approval prior to any services being performed by Contractor. Each policy of insurance required hereunder shall extend for a period equivalent to, or longer than the term of the Contract, and any insurer hereunder shall be required to give at least thirty (30) days written notice to the County prior to the cancellation of any such coverage on the termination date, or otherwise. This Contract shall be automatically suspended upon the cancellation, or other termination, of any required policy of insurance hereunder, and such suspension shall continue until evidence adequate replacement coverage is provided to County. If replacement coverage is not provided within thirty (30) days following suspension of the Contract, this Contract shall automatically terminate.

Revised 03/11/11

| | | |
|--------------|---|-----------------|
| ACORD | CERTIFICATE OF INSURANCE | DATE (MM/DD/YY) |
| PRODUCER | THIS CERTIFICATE IS ISSUED AS A MATTER OF INFORMATION ONLY AND CONFERS NO RIGHTS UPON THE CERTIFICATE HOLDER. THIS CERTIFICATE DOES NOT AMEND, EXTEND OR ALTER THE COVERAGE AFFORDED BY THE POLICIES BELOW. | |
| INSURED | INSURERS AFFORDING COVERAGE | |
| | INSURER A: | |
| | INSURER B: | |
| | INSURER C: | |
| | INSURER D: | |
| | | INSURER E: |

| COVERAGES | | | | | | |
|--|---|-------------------------------------|----------------------------------|-----------------------------------|---|----|
| THE POLICIES OF INSURANCE LISTED BELOW HAVE BEEN ISSUED TO THE INSURED NAMED ABOVE FOR THE POLICY PERIOD INDICATED NOTWITHSTANDING ANY REQUIREMENT, TERM OR CONDITION OF ANY CONTRACT OR OTHER DOCUMENT WITH RESPECT TO WHICH THIS CERTIFICATE MAY BE ISSUED OR MAY PERTAIN, THE INSURANCE AFFORDED BY THE POLICIES DESCRIBED HEREIN IS SUBJECT TO ALL THEIR TERMS, EXCLUSIONS AND CONDITIONS OF SUCH POLICIES. AGGREGATE LIMITS SHOWN MAY HAVE BEEN REDUCED BY PAID CLAIMS. | | | | | | |
| INSR LTR | TYPE OF INSURANCE | POLICY NUMBER | POLICY EFFECTIVE DATE (MM/DD/YY) | POLICY EXPIRATION DATE (MM/DD/YY) | LIMITS | |
| A | GENERAL LIABILITY | | | | EACH OCCURRENCE | \$ |
| | <input type="checkbox"/> COMMERCIAL GENERAL LIABILITY | | | | FIRE DAMAGE (Any one fire) | \$ |
| | <input type="checkbox"/> CLAIMS MADE OCCUR | | | | MEDICAL (Any one person) | \$ |
| | <input type="checkbox"/> OWNER'S & CONT. PROT | | | | PERSONAL AND ADV INJURY | \$ |
| | <input type="checkbox"/> OWNER'S PROTECTIVE LIABILITY | | | | ANNUAL AGGREGATE | \$ |
| | GEN L AGGREGATE LIMIT APPLIES PER POLICY PROJECT <input type="checkbox"/> LOC | | | | PRODUCTS - COMP/OP | \$ |
| B | AUTOMOBILE LIABILITY | | | | COMBINED SINGLE LIMIT (Ea accident) | \$ |
| | <input type="checkbox"/> ANY AUTO | | | | BODILY INJURY (Per person) | \$ |
| | <input type="checkbox"/> ALL OWNED AUTOS | | | | BODILY INJURY (Per accident) | \$ |
| | <input type="checkbox"/> SCHEDULED AUTOS | | | | PROPERTY DAMAGE (Per accident) | \$ |
| | <input type="checkbox"/> HIRED AUTOS | | | | AUTO ONLY-EA ACCIDENT | \$ |
| <input type="checkbox"/> NON-OWNED AUTOS | | | | OTHER THAN AUTO ONLY EA ACC AGG | \$ | |
| | GARAGE LIABILITY | | | | | \$ |
| | <input type="checkbox"/> ANY AUTO | | | | | \$ |
| C | EXCESS LIABILITY | | | | EACH OCCURRENCE | \$ |
| | <input type="checkbox"/> OCCUR <input type="checkbox"/> CLAIMS MADE | | | | AGGREGATE | \$ |
| | <input type="checkbox"/> DEDUCTIBLE | | | | | \$ |
| | <input type="checkbox"/> RETENTION \$ | | | | | \$ |
| | | | | | | |
| D | WORKERS COMPENSATION AND EMPLOYER'S LIABILITY | | | | WC STATU: <input type="checkbox"/> OTHER TORY LIMITS | |
| | | | | | E L EACH ACCIDENT | \$ |
| | | | | | E L DISEASE-EA EMPLOYEE | \$ |
| | | | | | E L DISEASE-POLICY LIMIT | \$ |
| | OTHER | | | | | |
| DESCRIPTION OF OPERATIONS / LOCATION / VEHICLES / EXCLUSIONS ADDED BY ENDORSEMENT / SPECIAL PROVISIONS | | | | | | |
| County of Hidalgo shall be named as additional insured on all Commercial General Liability policies. | | | | | | |
| CERTIFICATE HOLDER | | ADDITIONAL INSURED, INSURER LETTER: | | | CANCELLATION | |
| Hidalgo County Attn: Purchasing Department 2812 S Highway Bus. 281 Edinburg, Texas 78539 | | | | | SHOULD ANY OF THE ABOVE DESCRIBED POLICIES BY CANCELLED BEFORE THE EXPIRATION DATE THEREOF, THE ISSUING INSURER WILL ENDEAVOR TO MAIL <u>30</u> DAYS WRITTEN NOTICE TO THE CERTIFICATE HOLDER NAMED TO THE LEFT, BUT FAILURE TO DO SO SHALL IMPOSE NO OBLIGATION OR LIABILITY OF ANY KIND UPON THE INSURER, ITS AGENTS OR REPRESENTATIVES | |
| | | | | | AUTHORIZED REPRESENTATIVE | |

Insurance Requirement Acknowledgment

I, _____, authorized representative for _____,
Company/Vendor

hereby acknowledge receipt of the County's required insurance limits. Said requirements:

- will be acquired within 10 working days after notification from Purchasing Department of bid awarded by the Hidalgo County Commissioners' Court;
- will acquire additional amounts required to meet the County's requirements within 10 working days after notification from Purchasing Department of bid award by the Hidalgo County Commissioners' Court; currently carry the following:

Automobile Liability: \$ _____ General Liability: \$ _____

- have already been met, see attached copy of insurance certificate.

Authorized Representative

Date

NOTICE TO BIDDER:

A certificate of insurance for the required insurance limits shall be provided to the Purchasing Department's Contract Managers in order to qualify for award of bid and to execute a contract between your Company and the County

Failure to provide Certificates of Insurance to the Purchasing Department's Contract Managers will cause the bid award to be rescinded and re-awarded to next lowest bidder. Certificates of Insurance will be monitored and verified on a **quarterly basis** to ensure coverage policy is in place. It is the Company's obligation to maintain the appropriate insurance coverage throughout the term of the contract.

**PROJECT REQUIREMENTS
ACKNOWLEDGMENT**

This is to certify that I, _____, possess all of the APPLICABLE:

- 1. Licenses: _____.
- 2. Bond (if applicable) _____.
- 3. Certificates: _____.
- 4. Permits: _____.
- 5. Other: _____.

necessary to carry out the required project. Furthermore, I am providing copies of the required documentation so that, if my company is awarded this bid, I may be eligible to enter into a contract with Hidalgo County and proceed to complete the project in a timely manner.

* Any licenses, bonds (if applicable), certificates, permits, etc. which are required must be presented as part of the bid packet in order to expedite the bid evaluation process.

Authorized Signature

Date

Company

Address

City, State, Zip

EXHIBIT "D"

CONFLICT OF INTEREST QUESTIONNAIRE

FORM CIQ

For vendor or other person doing business with local governmental entity

This questionnaire reflects changes made to the law by H.B. 1491, 80th Leg., Regular Session. This questionnaire is being filed in accordance with Chapter 176, Local Government Code by a person who has a business relationship as defined by Section 176.001(1-a) with a local governmental entity and the person meets requirements under Section 176.006(a). By law this questionnaire must be filed with the records administrator of the local governmental entity not later than the 7th business day after the date the person becomes aware of facts that require the statement to be filed. See Section 176.006, Local Government Code. A person commits an offense if the person knowingly violates Section 176.006, Local Government Code. An offense under this section is a Class C misdemeanor.

OFFICE USE ONLY

Date Received

1 Name of person who has a business relationship with local governmental entity.

2 [] Check this box if you are filing an update to a previously filed questionnaire.

(The law requires that you file an updated completed questionnaire with the appropriate filing authority not later than the 7th business day after the date the originally filed questionnaire becomes incomplete or inaccurate.)

3 Name of local government officer with whom filer has employment or business relationship.

Name of Officer

This section (item 3 including subparts A, B, C & D) must be completed for each officer with whom the filer has an employment or other business relationship as defined by Section 176.001(1-a), Local Government Code. Attach additional pages to this Form CIQ as necessary.

A Is the local government officer named in this section receiving or likely to receive taxable income other than investment income from the filer of the questionnaire?

[] Yes [] No

B Is the filer of the questionnaire receiving or likely to receive taxable income, other than investment income, from or at the direction of the local government officer named in this section AND the taxable income is not received from the local governmental entity?

[] Yes [] No

C Is the filer of this questionnaire employed by a corporation or other business entity with respect to which the local government officer serves as an officer or director or holds an ownership of 10 percent or more?

[] Yes [] No

D Describe each employment or business relationship with the local government officer named in this section

4

Signature of person doing business with the governmental entity

Date

Adopted 05/29/2007

(Copy of receipt and this form must be submitted with bid)



HIDALGO COUNTY PURCHASING DEPARTMENT

Bidder/Vendor Application

Complete in print or type. Please return this application to the Hidalgo County Purchasing Department
thru Facsimile: (956) 318-2629 or (956) 292-7612

in person or regular mail to:

Mailing/Postal Address: 2812 S. Business Hwy. 281

Physical Address: 2802 S. Business Hwy. 281

Edinburg, Texas 78539

or e-mail: purchasing@co.hidalgo.tx.us

| | |
|--|---|
| Company Name: | Telephone No. () |
| dba Name: | |
| Legal Name: | |
| Mailing Address: | Fax No. () |
| Physical Address: | |
| City, State, Zip | Tax I.D. No. |
| Remit to Address : | City, State, Zip |
| E-Mail Address: | |
| Representative(s) Name(s) & Title(s) | |
| Type of Organization (check one): | <input type="checkbox"/> Individual <input type="checkbox"/> Partnership <input type="checkbox"/> Corporation <input type="checkbox"/> Non-Profit <input type="checkbox"/> LLC <input type="checkbox"/> Sole Proprietor <input type="checkbox"/> Other, Specify |
| State Identification No. _____ | (Please attached completed W-9 form with this application) |
| _____ | Federal Identification No. or (if individual) SS No. |
| State of Incorporation: _____ | Date: _____ Other: _____ |
| Type of Business (check one): | <input type="checkbox"/> Manufacturer <input type="checkbox"/> Wholesaler <input type="checkbox"/> Retailer <input type="checkbox"/> Broker <input type="checkbox"/> Distributor <input type="checkbox"/> Service Organization <input type="checkbox"/> Other, Specify |
| Name & Title of Person(s) Authorized to Sign Bids, Proposals, and/or Contracts: | |
| _____ | |
| Small and/or Disadvantaged Business Information (check application criteria) | |
| Small Business: _____ Disadvantaged Business (At Least 51% Ownership) | |
| Less than 125,000 annual gross receipt | Black American Native American |
| Less than 250,000 annual gross receipt | Hispanic American Women |
| Less than 499,000 annual gross receipt | Asian Pacific American Other |
| More than 500,000 annual gross receipt | |
| Have you been certified as a HUB or an MBE/WBE source?: | Yes No |
| Indicate Certification No.(s): _____ | or are Certificate(s) attached?: Yes No |
| What type of product(s) is/are solicited by your company?: | |
| Would you like to be provided with specifications for procurements of such products?: Yes No | |
| To Be Completed by the County: Rec'd by (Purchasing): _____ Date Rec'd by (Purchasing): _____ | |
| Date Forwarded Information to Auditor's Office: _____ Entry Date: _____ Vendor No.: _____ | |

HISTORICALLY UNDERUTILIZED BUSINESS (HUB) DECLARATION

The primary objective of the Hidalgo County HUB Program is to ensure Historically Underutilized Businesses receive a fair and equal opportunity for participation in the County's procurement process. This fact holds true for Services (Professional & Non-Professional), Commodities, and Construction contracts and any subcontracts thereto. The program strongly encourages Prime Contractors to provide subcontracting opportunities to Certified Hub Contractors/Vendors. Our goal for HUB contractor/vendor participation, as well as HUB subcontractor participation is 30%. To be considered as a "Certified HUB Contractor/Vendor" the contractor/vendor must have been certified by, and hold a current and valid certification with any of the three agencies listed below.

Have you been Certified as a HUB or an MBE/WBE source?: Yes No
If yes, by whom?: Texas Building & Procurement Commission Other _____
Indicate Certification No(s): _____ or Are Certificate(s) Attached?: Yes No

LIST OF CERTIFIED HUB SUBCONTRACTORS

(Attach additional pages if necessary)

What percentage of the Bid, RFP, or RFQ is to be subcontracted with Certified HUB sources?: _____ %
(List HUB Subcontractor information below).

HUB Subcontractor Name: _____ HUB Status: _____
Certifying Agency (Check all applicable): Texas Building & Procurement Commission other _____
Address: _____ City: _____ State: _____ Zip: _____
Contact Person: _____ Title: _____ Phone No.: () _____
Subcontract Amount: \$ _____ Description of Work to be Performed: _____

HUB Subcontractor Name: _____ HUB Status: _____
Certifying Agency (Check all applicable): Texas Building & Procurement Commission other _____
Address: _____ City: _____ State: _____ Zip: _____
Contact Person: _____ Title: _____ Phone No.: () _____
Subcontract Amount: \$ _____ Description of Work to be Performed: _____

HUB Subcontractor Name: _____ HUB Status: _____
Certifying Agency (Check all applicable): Texas Building & Procurement Commission other _____
Address: _____ City: _____ State: _____ Zip: _____
Contact Person: _____ Title: _____ Phone No.: () _____
Subcontract Amount: \$ _____ Description of Work to be Performed: _____

Request for Taxpayer Identification Number and Certification

**Give Form to the
requester. Do not
send to the IRS.**

| | | |
|---|--|---|
| Print or type See Specific Instructions on page 2. | Name (as shown on your income tax return) | |
| | Business name/disregarded entity name, if different from above | |
| | Check appropriate box for federal tax classification: <input type="checkbox"/> Individual/sole proprietor <input type="checkbox"/> C Corporation <input type="checkbox"/> S Corporation <input type="checkbox"/> Partnership <input type="checkbox"/> Trust/estate <input type="checkbox"/> Limited liability company. Enter the tax classification (C=C corporation, S=S corporation, P=partnership) ▶ _____ <input type="checkbox"/> Other (see Instructions) ▶ _____ | |
| | <input type="checkbox"/> Exempt payee | |
| | Address (number, street, and apt. or suite no.) | Requester's name and address (optional) |
| City, state, and ZIP code | | |
| List account number(s) here (optional) | | |

| | | | | | | | | | | | | | | | | | | | | | | | | | | | | | | | | | | | | | | | | | | | | | | | | | | | | | | | |
|--|--|------------------------|---|--|--|--|--|--|--|--|--|--|--|--|--|--|--|--|--|---|--|--|---|--|--|--|--|--|--------------------------------|--|--|--|--|--|--|--|--|--|--|--|--|--|--|--|--|--|---|--|--|--|--|--|--|--|--|
| Part I Taxpayer Identification Number (TIN) | | | | | | | | | | | | | | | | | | | | | | | | | | | | | | | | | | | | | | | | | | | | | | | | | | | | | | | |
| Enter your TIN in the appropriate box. The TIN provided must match the name given on the "Name" line to avoid backup withholding. For individuals, this is your social security number (SSN). However, for a resident alien, sole proprietor, or disregarded entity, see the Part I instructions on page 3. For other entities, it is your employer identification number (EIN). If you do not have a number, see <i>How to get a TIN</i> on page 3. | | | | | | | | | | | | | | | | | | | | | | | | | | | | | | | | | | | | | | | | | | | | | | | | | | | | | | | |
| Note. If the account is in more than one name, see the chart on page 4 for guidelines on whose number to enter. | <table border="1" style="margin: 0 auto;"> <tr><td colspan="9">Social security number</td></tr> <tr><td style="width: 20px;"> </td><td style="width: 20px;"> </td><td style="width: 20px;"> </td><td style="width: 20px;"> </td><td style="width: 20px;"> </td><td style="width: 20px;"> </td><td style="width: 20px;"> </td><td style="width: 20px;"> </td><td style="width: 20px;"> </td></tr> <tr><td colspan="3">-</td><td colspan="3">-</td><td colspan="3"> </td></tr> </table> <table border="1" style="margin: 0 auto;"> <tr><td colspan="9">Employer identification number</td></tr> <tr><td style="width: 20px;"> </td><td style="width: 20px;"> </td><td style="width: 20px;"> </td><td style="width: 20px;"> </td><td style="width: 20px;"> </td><td style="width: 20px;"> </td><td style="width: 20px;"> </td><td style="width: 20px;"> </td><td style="width: 20px;"> </td></tr> <tr><td colspan="3">-</td><td colspan="6"> </td></tr> </table> | Social security number | | | | | | | | | | | | | | | | | | - | | | - | | | | | | Employer identification number | | | | | | | | | | | | | | | | | | - | | | | | | | | |
| Social security number | | | | | | | | | | | | | | | | | | | | | | | | | | | | | | | | | | | | | | | | | | | | | | | | | | | | | | | |
| | | | | | | | | | | | | | | | | | | | | | | | | | | | | | | | | | | | | | | | | | | | | | | | | | | | | | | | |
| - | | | - | | | | | | | | | | | | | | | | | | | | | | | | | | | | | | | | | | | | | | | | | | | | | | | | | | | | |
| Employer identification number | | | | | | | | | | | | | | | | | | | | | | | | | | | | | | | | | | | | | | | | | | | | | | | | | | | | | | | |
| | | | | | | | | | | | | | | | | | | | | | | | | | | | | | | | | | | | | | | | | | | | | | | | | | | | | | | | |
| - | | | | | | | | | | | | | | | | | | | | | | | | | | | | | | | | | | | | | | | | | | | | | | | | | | | | | | | |

| | |
|---|--|
| Part II Certification | |
| Under penalties of perjury, I certify that: | |
| 1. The number shown on this form is my correct taxpayer identification number (or I am waiting for a number to be issued to me), and 2. I am not subject to backup withholding because: (a) I am exempt from backup withholding, or (b) I have not been notified by the Internal Revenue Service (IRS) that I am subject to backup withholding as a result of a failure to report all interest or dividends, or (c) the IRS has notified me that I am no longer subject to backup withholding, and 3. I am a U.S. citizen or other U.S. person (defined below). | |
| Certification instructions. You must cross out item 2 above if you have been notified by the IRS that you are currently subject to backup withholding because you have failed to report all interest and dividends on your tax return. For real estate transactions, item 2 does not apply. For mortgage interest paid, acquisition or abandonment of secured property, cancellation of debt, contributions to an individual retirement arrangement (IRA), and generally, payments other than interest and dividends, you are not required to sign the certification, but you must provide your correct TIN. See the instructions on page 4. | |
| Sign Here | Signature of U.S. person ▶ _____ Date ▶ _____ |

General Instructions

Section references are to the Internal Revenue Code unless otherwise noted.

Purpose of Form

A person who is required to file an information return with the IRS must obtain your correct taxpayer identification number (TIN) to report, for example, income paid to you, real estate transactions, mortgage interest you paid, acquisition or abandonment of secured property, cancellation of debt, or contributions you made to an IRA.

Use Form W-9 only if you are a U.S. person (including a resident alien), to provide your correct TIN to the person requesting it (the requester) and, when applicable, to:

- Certify that the TIN you are giving is correct (or you are waiting for a number to be issued),
- Certify that you are not subject to backup withholding, or
- Claim exemption from backup withholding if you are a U.S. exempt payee. If applicable, you are also certifying that as a U.S. person, your allocable share of any partnership income from a U.S. trade or business is not subject to the withholding tax on foreign partners' share of effectively connected income.

Note. If a requester gives you a form other than Form W-9 to request your TIN, you must use the requester's form if it is substantially similar to this Form W-9.

Definition of a U.S. person. For federal tax purposes, you are considered a U.S. person if you are:

- An individual who is a U.S. citizen or U.S. resident alien,
- A partnership, corporation, company, or association created or organized in the United States or under the laws of the United States,
- An estate (other than a foreign estate), or
- A domestic trust (as defined in Regulations section 301.7701-7).

Special rules for partnerships. Partnerships that conduct a trade or business in the United States are generally required to pay a withholding tax on any foreign partners' share of income from such business. Further, in certain cases where a Form W-9 has not been received, a partnership is required to presume that a partner is a foreign person, and pay the withholding tax. Therefore, if you are a U.S. person that is a partner in a partnership conducting a trade or business in the United States, provide Form W-9 to the partnership to establish your U.S. status and avoid withholding on your share of partnership income.

The person who gives Form W-9 to the partnership for purposes of establishing its U.S. status and avoiding withholding on its allocable share of net income from the partnership conducting a trade or business in the United States is in the following cases:

- The U.S. owner of a disregarded entity and not the entity,
- The U.S. grantor or other owner of a grantor trust and not the trust, and
- The U.S. trust (other than a grantor trust) and not the beneficiaries of the trust.

Foreign person. If you are a foreign person, do not use Form W-9. Instead, use the appropriate Form W-8 (see Publication 515, *Withholding of Tax on Nonresident Aliens and Foreign Entities*).

Nonresident alien who becomes a resident alien. Generally, only a nonresident alien individual may use the terms of a tax treaty to reduce or eliminate U.S. tax on certain types of income. However, most tax treaties contain a provision known as a "saving clause." Exceptions specified in the saving clause may permit an exemption from tax to continue for certain types of income even after the payee has otherwise become a U.S. resident alien for tax purposes.

If you are a U.S. resident alien who is relying on an exception contained in the saving clause of a tax treaty to claim an exemption from U.S. tax on certain types of income, you must attach a statement to Form W-9 that specifies the following five items:

1. The treaty country. Generally, this must be the same treaty under which you claimed exemption from tax as a nonresident alien.
2. The treaty article addressing the income.
3. The article number (or location) in the tax treaty that contains the saving clause and its exceptions.
4. The type and amount of income that qualifies for the exemption from tax.
5. Sufficient facts to justify the exemption from tax under the terms of the treaty article.

Example. Article 20 of the U.S.-China income tax treaty allows an exemption from tax for scholarship income received by a Chinese student temporarily present in the United States. Under U.S. law, this student will become a resident alien for tax purposes if his or her stay in the United States exceeds 5 calendar years. However, paragraph 2 of the first Protocol to the U.S.-China treaty (dated April 30, 1984) allows the provisions of Article 20 to continue to apply even after the Chinese student becomes a resident alien of the United States. A Chinese student who qualifies for this exception (under paragraph 2 of the first protocol) and is relying on this exception to claim an exemption from tax on his or her scholarship or fellowship income would attach to Form W-9 a statement that includes the information described above to support that exemption.

If you are a nonresident alien or a foreign entity not subject to backup withholding, give the requester the appropriate completed Form W-8.

What is backup withholding? Persons making certain payments to you must under certain conditions withhold and pay to the IRS a percentage of such payments. This is called "backup withholding." Payments that may be subject to backup withholding include interest, tax-exempt interest, dividends, broker and barter exchange transactions, rents, royalties, nonemployee pay, and certain payments from fishing boat operators. Real estate transactions are not subject to backup withholding.

You will not be subject to backup withholding on payments you receive if you give the requester your correct TIN, make the proper certifications, and report all your taxable interest and dividends on your tax return.

Payments you receive will be subject to backup withholding if:

1. You do not furnish your TIN to the requester,
2. You do not certify your TIN when required (see the Part II instructions on page 3 for details),
3. The IRS tells the requester that you furnished an incorrect TIN,
4. The IRS tells you that you are subject to backup withholding because you did not report all your interest and dividends on your tax return (for reportable interest and dividends only), or
5. You do not certify to the requester that you are not subject to backup withholding under 4 above (for reportable interest and dividend accounts opened after 1983 only).

Certain payees and payments are exempt from backup withholding. See the instructions below and the separate instructions for the Requester of Form W-9.

Also see *Special rules for partnerships* on page 1.

Updating Your Information

You must provide updated information to any person to whom you claimed to be an exempt payee if you are no longer an exempt payee and anticipate receiving reportable payments in the future from this person. For example, you may need to provide updated information if you are a C corporation that elects to be an S corporation, or if you no longer are tax exempt. In addition, you must furnish a new Form W-9 if the name or TIN changes for the account, for example, if the grantor of a grantor trust dies.

Penalties

Failure to furnish TIN. If you fail to furnish your correct TIN to a requester, you are subject to a penalty of \$50 for each such failure unless your failure is due to reasonable cause and not to willful neglect.

Civil penalty for false information with respect to withholding. If you make a false statement with no reasonable basis that results in no backup withholding, you are subject to a \$500 penalty.

Criminal penalty for falsifying information. Willfully falsifying certifications or affirmations may subject you to criminal penalties including fines and/or imprisonment.

Misuse of TINs. If the requester discloses or uses TINs in violation of federal law, the requester may be subject to civil and criminal penalties.

Specific Instructions

Name

If you are an individual, you must generally enter the name shown on your income tax return. However, if you have changed your last name, for instance, due to marriage without informing the Social Security Administration of the name change, enter your first name, the last name shown on your social security card, and your new last name.

If the account is in joint names, list first, and then circle, the name of the person or entity whose number you entered in Part I of the form.

Sole proprietor. Enter your individual name as shown on your income tax return on the "Name" line. You may enter your business, trade, or "doing business as (DBA)" name on the "Business name/disregarded entity name" line.

Partnership, C Corporation, or S Corporation. Enter the entity's name on the "Name" line and any business, trade, or "doing business as (DBA) name" on the "Business name/disregarded entity name" line.

Disregarded entity. Enter the owner's name on the "Name" line. The name of the entity entered on the "Name" line should never be a disregarded entity. The name on the "Name" line must be the name shown on the income tax return on which the income will be reported. For example, if a foreign LLC that is treated as a disregarded entity for U.S. federal tax purposes has a domestic owner, the domestic owner's name is required to be provided on the "Name" line. If the direct owner of the entity is also a disregarded entity, enter the first owner that is not disregarded for federal tax purposes. Enter the disregarded entity's name on the "Business name/disregarded entity name" line. If the owner of the disregarded entity is a foreign person, you must complete an appropriate Form W-8.

Note. Check the appropriate box for the federal tax classification of the person whose name is entered on the "Name" line (individual/sole proprietor, Partnership, C Corporation, S Corporation, Trust/estate).

Limited Liability Company (LLC). If the person identified on the "Name" line is an LLC, check the "Limited liability company" box only and enter the appropriate code for the tax classification in the space provided. If you are an LLC that is treated as a partnership for federal tax purposes, enter "P" for partnership. If you are an LLC that has filed a Form 8832 or a Form 2553 to be taxed as a corporation, enter "C" for C corporation or "S" for S corporation. If you are an LLC that is disregarded as an entity separate from its owner under Regulation section 301.7701-3 (except for employment and excise tax), do not check the LLC box unless the owner of the LLC (required to be identified on the "Name" line) is another LLC that is not disregarded for federal tax purposes. If the LLC is disregarded as an entity separate from its owner, enter the appropriate tax classification of the owner identified on the "Name" line.

Other entities. Enter your business name as shown on required federal tax documents on the "Name" line. This name should match the name shown on the charter or other legal document creating the entity. You may enter any business, trade, or DBA name on the "Business name/disregarded entity name" line.

Exempt Payee

If you are exempt from backup withholding, enter your name as described above and check the appropriate box for your status, then check the "Exempt payee" box in the line following the "Business name/disregarded entity name," sign and date the form.

Generally, individuals (including sole proprietors) are not exempt from backup withholding. Corporations are exempt from backup withholding for certain payments, such as interest and dividends.

Note. If you are exempt from backup withholding, you should still complete this form to avoid possible erroneous backup withholding.

The following payees are exempt from backup withholding:

1. An organization exempt from tax under section 501(a), any IRA, or a custodial account under section 403(b)(7) if the account satisfies the requirements of section 401(f)(2),
 2. The United States or any of its agencies or instrumentalities,
 3. A state, the District of Columbia, a possession of the United States, or any of their political subdivisions or instrumentalities,
 4. A foreign government or any of its political subdivisions, agencies, or instrumentalities, or
 5. An international organization or any of its agencies or instrumentalities.
- Other payees that may be exempt from backup withholding include:
6. A corporation,
 7. A foreign central bank of issue,
 8. A dealer in securities or commodities required to register in the United States, the District of Columbia, or a possession of the United States,
 9. A futures commission merchant registered with the Commodity Futures Trading Commission,
 10. A real estate investment trust,
 11. An entity registered at all times during the tax year under the Investment Company Act of 1940,
 12. A common trust fund operated by a bank under section 584(a),
 13. A financial institution,
 14. A middleman known in the investment community as a nominee or custodian, or
 15. A trust exempt from tax under section 664 or described in section 4947.

The following chart shows types of payments that may be exempt from backup withholding. The chart applies to the exempt payees listed above, 1 through 15.

| IF the payment is for . . . | THEN the payment is exempt for . . . |
|--|---|
| Interest and dividend payments | All exempt payees except for 9 |
| Broker transactions | Exempt payees 1 through 5 and 7 through 13. Also, C corporations. |
| Barter exchange transactions and patronage dividends | Exempt payees 1 through 5 |
| Payments over \$600 required to be reported and direct sales over \$5,000 ¹ | Generally, exempt payees 1 through 7 ² |

¹ See Form 1099-MISC, Miscellaneous Income, and its instructions.

² However, the following payments made to a corporation and reportable on Form 1099-MISC are not exempt from backup withholding: medical and health care payments, attorneys' fees, gross proceeds paid to an attorney, and payments for services paid by a federal executive agency.

Part I. Taxpayer Identification Number (TIN)

Enter your TIN in the appropriate box. If you are a resident alien and you do not have and are not eligible to get an SSN, your TIN is your IRS individual taxpayer identification number (ITIN). Enter it in the social security number box. If you do not have an ITIN, see *How to get a TIN* below.

If you are a sole proprietor and you have an EIN, you may enter either your SSN or EIN. However, the IRS prefers that you use your SSN.

If you are a single-member LLC that is disregarded as an entity separate from its owner (see *Limited Liability Company (LLC)* on page 2), enter the owner's SSN (or EIN, if the owner has one). Do not enter the disregarded entity's EIN. If the LLC is classified as a corporation or partnership, enter the entity's EIN.

Note. See the chart on page 4 for further clarification of name and TIN combinations.

How to get a TIN. If you do not have a TIN, apply for one immediately. To apply for an SSN, get Form SS-5, Application for a Social Security Card, from your local Social Security Administration office or get this form online at www.ssa.gov. You may also get this form by calling 1-800-772-1213. Use Form W-7, Application for IRS Individual Taxpayer Identification Number, to apply for an ITIN, or Form SS-4, Application for Employer Identification Number, to apply for an EIN. You can apply for an EIN online by accessing the IRS website at www.irs.gov/businesses and clicking on Employer Identification Number (EIN) under Starting a Business. You can get Forms W-7 and SS-4 from the IRS by visiting IRS.gov or by calling 1-800-TAX-FORM (1-800-829-3676).

If you are asked to complete Form W-9 but do not have a TIN, write "Applied For" in the space for the TIN, sign and date the form, and give it to the requester. For interest and dividend payments, and certain payments made with respect to readily tradable instruments, generally you will have 60 days to get a TIN and give it to the requester before you are subject to backup withholding on payments. The 60-day rule does not apply to other types of payments. You will be subject to backup withholding on all such payments until you provide your TIN to the requester.

Note. Entering "Applied For" means that you have already applied for a TIN or that you intend to apply for one soon.

Caution: A disregarded domestic entity that has a foreign owner must use the appropriate Form W-8.

Part II. Certification

To establish to the withholding agent that you are a U.S. person, or resident alien, sign Form W-9. You may be requested to sign by the withholding agent even if Item 1, below, and items 4 and 5 on page 4 indicate otherwise.

For a joint account, only the person whose TIN is shown in Part I should sign (when required). In the case of a disregarded entity, the person identified on the "Name" line must sign. Exempt payees, see *Exempt Payee* on page 3.

Signature requirements. Complete the certification as indicated in items 1 through 3, below, and items 4 and 5 on page 4.

1. **Interest, dividend, and barter exchange accounts opened before 1984 and broker accounts considered active during 1983.** You must give your correct TIN, but you do not have to sign the certification.
2. **Interest, dividend, broker, and barter exchange accounts opened after 1983 and broker accounts considered inactive during 1983.** You must sign the certification or backup withholding will apply. If you are subject to backup withholding and you are merely providing your correct TIN to the requester, you must cross out item 2 in the certification before signing the form.
3. **Real estate transactions.** You must sign the certification. You may cross out item 2 of the certification.

4. Other payments. You must give your correct TIN, but you do not have to sign the certification unless you have been notified that you have previously given an incorrect TIN. "Other payments" include payments made in the course of the requester's trade or business for rents, royalties, goods (other than bills for merchandise), medical and health care services (including payments to corporations), payments to a nonemployee for services, payments to certain fishing boat crew members and fishermen, and gross proceeds paid to attorneys (including payments to corporations).

5. Mortgage interest paid by you, acquisition or abandonment of secured property, cancellation of debt, qualified tuition program payments (under section 529), IRA, Coverdell ESA, Archer MSA or HSA contributions or distributions, and pension distributions. You must give your correct TIN, but you do not have to sign the certification.

What Name and Number To Give the Requester

| For this type of account: | Give name and SSN of: |
|---|---|
| 1. Individual | The individual |
| 2. Two or more individuals (joint account) | The actual owner of the account or, if combined funds, the first individual on the account ¹ |
| 3. Custodian account of a minor (Uniform Gift to Minors Act) | The minor ² |
| 4. a. The usual revocable savings trust (grantor is also trustee) b. So-called trust account that is not a legal or valid trust under state law | The grantor-trustee ³ The actual owner ⁴ |
| 5. Sole proprietorship or disregarded entity owned by an individual | The owner ³ |
| 6. Grantor trust filing under Optional Form 1099 Filing Method 1 (see Regulation section 1.671-4(b)(2)(i)(A)) | The grantor* |
| For this type of account: | Give name and EIN of: |
| 7. Disregarded entity not owned by an individual | The owner |
| 8. A valid trust, estate, or pension trust | Legal entity ⁴ |
| 9. Corporation or LLC electing corporate status on Form 8832 or Form 2553 | The corporation |
| 10. Association, club, religious, charitable, educational, or other tax-exempt organization | The organization |
| 11. Partnership or multi-member LLC | The partnership |
| 12. A broker or registered nominee | The broker or nominee |
| 13. Account with the Department of Agriculture in the name of a public entity (such as a state or local government, school district, or prison) that receives agricultural program payments | The public entity |
| 14. Grantor trust filing under the Form 1041 Filing Method or the Optional Form 1099 Filing Method 2 (see Regulation section 1.671-4(b)(2)(i)(B)) | The trust |

¹ List first and circle the name of the person whose number you furnish. If only one person on a joint account has an SSN, that person's number must be furnished.

² Circle the minor's name and furnish the minor's SSN.

³ You must show your individual name and you may also enter your business or "DBA" name on the "Business name/disregarded entity" name line. You may use either your SSN or EIN (if you have one), but the IRS encourages you to use your SSN.

⁴ List first and circle the name of the trust, estate, or pension trust. (Do not furnish the TIN of the personal representative or trustee unless the legal entity itself is not designated in the account title.) Also see *Special rules for partnerships* on page 1.

*Note. Grantor also must provide a Form W-9 to trustee of trust.

Note. If no name is circled when more than one name is listed, the number will be considered to be that of the first name listed.

Secure Your Tax Records from Identity Theft

Identity theft occurs when someone uses your personal information such as your name, social security number (SSN), or other identifying information, without your permission, to commit fraud or other crimes. An identity thief may use your SSN to get a job or may file a tax return using your SSN to receive a refund.

To reduce your risk:

- Protect your SSN,
- Ensure your employer is protecting your SSN, and
- Be careful when choosing a tax preparer.

If your tax records are affected by identity theft and you receive a notice from the IRS, respond right away to the name and phone number printed on the IRS notice or letter.

If your tax records are not currently affected by identity theft but you think you are at risk due to a lost or stolen purse or wallet, questionable credit card activity or credit report, contact the IRS Identity Theft Hotline at 1-800-908-4490 or submit Form 14039.

For more information, see Publication 4535, Identity Theft Prevention and Victim Assistance.

Victims of identity theft who are experiencing economic harm or a system problem, or are seeking help in resolving tax problems that have not been resolved through normal channels, may be eligible for Taxpayer Advocate Service (TAS) assistance. You can reach TAS by calling the TAS toll-free case intake line at 1-877-777-4778 or TTY/TDD 1-800-829-4059.

Protect yourself from suspicious emails or phishing schemes. Phishing is the creation and use of email and websites designed to mimic legitimate business emails and websites. The most common act is sending an email to a user falsely claiming to be an established legitimate enterprise in an attempt to scam the user into surrendering private information that will be used for identity theft.

The IRS does not initiate contacts with taxpayers via emails. Also, the IRS does not request personal detailed information through email or ask taxpayers for the PIN numbers, passwords, or similar secret access information for their credit card, bank, or other financial accounts.

If you receive an unsolicited email claiming to be from the IRS, forward this message to phishing@irs.gov. You may also report misuse of the IRS name, logo, or other IRS property to the Treasury Inspector General for Tax Administration at 1-800-366-4484. You can forward suspicious emails to the Federal Trade Commission at: spam@uce.gov or contact them at www.ftc.gov/idtheft or 1-877-IDTHEFT (1-877-438-4338).

Visit IRS.gov to learn more about identity theft and how to reduce your risk.

Privacy Act Notice

Section 6109 of the Internal Revenue Code requires you to provide your correct TIN to persons (including federal agencies) who are required to file information returns with the IRS to report interest, dividends, or certain other income paid to you; mortgage interest you paid; the acquisition or abandonment of secured property; the cancellation of debt; or contributions you made to an IRA, Archer MSA, or HSA. The person collecting this form uses the information on the form to file information returns with the IRS, reporting the above information. Routine uses of this information include giving it to the Department of Justice for civil and criminal litigation and to cities, states, the District of Columbia, and U.S. possessions for use in administering their laws. The information also may be disclosed to other countries under a treaty, to federal and state agencies to enforce civil and criminal laws, or to federal law enforcement and intelligence agencies to combat terrorism. You must provide your TIN whether or not you are required to file a tax return. Under section 3406, payers must generally withhold a percentage of taxable interest, dividend, and certain other payments to a payee who does not give a TIN to the payer. Certain penalties may also apply for providing false or fraudulent information.

Certification Regarding Debarment, Suspension and Ineligibility

As is required by the Federal Regulations Implementing Executive Order 12549, Debarment and Suspension, 45 CFR Part 76, Government-wide Debarment and Suspension, the applicant certifies, to the best of his or her knowledge and belief, that both it and its principals:

- a. Are not presently debarred, suspended, proposed for debarment, declared ineligible, or voluntarily excluded from participation in this transaction by any federal department or agency;
- b. Have not within a three-year period preceding this bid proposal and/or application been convicted of or had a civil judgment rendered against them for commission of fraud or a criminal offense in connection with obtaining, attempting to obtain, or performing a public (federal, state, or local) transaction or contract under a public transaction, violation of federal or state antitrust statutes or commission of embezzlement, theft, forgery, bribery, falsification or destruction of records, making false statements, or receiving stolen property;
- c. Are not presently indicated for or otherwise criminally or civilly charged by a government entity with commission of any of the offenses enumerated herein; and
- d. Have not within a three-year period preceding this bid proposal and/or application had one or more public transactions terminated for cause or default.

Signature: _____
Print Name: _____
Title: _____
Telephone Number: _____
Date: _____

If the bidder is unable to verify to all of the statements in this Certification, such bidder should attach an explanation to this proposal.

EXHIBIT "B"
TAB and BID PAGE

AWARDED ITEMS TO:
BOB BARKER COMPANY, INC.

Fuquay Varina,
 NORTH CAROLINA

| HIDALGO COUNTY | | | | | |
|---|---|---------------------|------------------|------------------|-----------------|
| <i>Purchase of Uniforms & Accessories for Hidalgo County Law Enforcement Agencies"</i> | | | | | |
| BID NO.: 2013-088-07-24-SMA | | | | | |
| Description of Items or (Equivalent) | | Manufacturer | Style No. | | Price |
| CONSTABLE PCT. NO. 2 | | | | | |
| 1. | PANTS- BDU | Propper | F5201-55 | Female | \$ 22.49 |
| | | Propper | F5201-55 | Male | \$ 22.49 |
| SHERIFF'S OFFICE | | | | | |
| 1. | RAIN BOOTS (Norcross Servus 18822-9) | SERVUS | 18822 | Female Boots | \$ 11.84 |
| 2. | PANTS --BDU's (Battle Dress Uniforms) | Propper | F5201-38 | Female | \$ 23.57 |
| | | | | Male | \$ 23.57 |
| 3. | TACTICAL OUTERSHELL (Point Blank R20D) | Pointblank | R20-D standard | \$ 120.00 | |

Revised -EXHIBIT "B"

BID PAGE

HIDALGO COUNTY

"Purchase of Uniforms And Accessories For Hidalgo County Law Enforcement Agencies"

BID NO: 2013-088-07-10-SMA

NIGP COMMODITY CODES

200-85 UNIFORMS, Blended Fabric, 200-86 uniforms, cotton,

200-87-UNIFORMS, synthetic fabric,

200-88 UNIFORMS, WOOL & WOOLEN BLENDS

200-92-WORK CLOTHES,

201-37-EMBLEMS, BRAIDS, BUTTONS, & PATCHES (for caps and uniforms)(including chevrons, epaulettes & shouler boards)

The bid price should include the patches/embroidery attached to uniforms/clothing and any other additional cost.

Bidder must thoroughly fill in each section of the Bid Page (Exhibit "B"). INCOMPLETE submittals will be considered a probable cause for disqualification.

| A.) CONSTABLE PCT. NO. 1 | | | | | |
|--------------------------|--|--------------|-----------|--------|-----------|
| 1. | Description of Items or (Equivalent) | Manufacturer | Style No. | Price | |
| | | | | Female | Male |
| | SHIRTS -(5.11 TACTICAL Pro SS 71175, 71175T) | | | \$ | NO BID |
| | SHIRTS -(5.11 TACTICAL- Performance Polo 71049) | | | \$ | OPENED |
| | TROUSERS-HORACE SMALL(HS2149) | | | \$ | |
| | SHIRTS -SHORT SLEEVE (8713X Blauer Street Gear) | | | \$ | 9.45 |
| | TROUSERS (8810X) side pocket | | | \$ | |
| | SHIRTS- POLO SHORT SLEEVE (5.11 Tactical 71048) | | | \$ | 17-24-13 |
| | PANTS-TACTICAL (5.11 Tactical 74273) | | | \$ | |
| | JACKETS | | | \$ | Witnessed |
| | WINDBREAKER | | | \$ | |
| | RAINCOATS | | | \$ | ↓ |
| | PATCHES | | | \$ | |
| B.) CONSTABLE PCT. NO. 2 | | | | | |
| | SHIRTS - SHORT SLEEVE BLAUER-8900 | | | \$ | NO BID |
| | SHIRTS- LONG SLEEVE -BLAUER-8910 | | | \$ | ↓ |
| | TROUSERS-HORACE SMALL (HS2147) | | | \$ | |
| | SHIRTS- SHORT SLEEVE (8713X Blauer Street Gear) | | | \$ | ↓ |
| | SHIRTS-POLO- SHORT SLEEVE (5.11 Tactical 71048) | | | \$ | |
| | PANTS-TACTICAL (5.11 Tactical 74251) | | | \$ | ↓ |
| | PANTS- BDU | PROPPER | F5201-55 | \$ | |
| | JACKETS | | | \$ | 22.49 |
| | | | | \$ | NO BID |
| C.) CONSTABLE PCT. NO. 3 | | | | | |
| | SHIRTS-SHORT SLEEVE HORACE SMALL (Zipper Front HS1245) | | | \$ | NO BID |
| | SHIRTS-LONG SLEEVE HORACE SMALL (HS1145) | | | \$ | ↓ |
| | | | | \$ | |

| | | | | | | |
|-----|--|---------|----------|--------|----------|--------|
| 3. | TROUSERS-POLYESTER TWILL (style X13506NS) | | | Female | \$ | NO BID |
| | | | | Male | \$ | |
| 4. | TROUSERS-Horace Small (HS2144) | | | | | |
| 5. | PATROL JACKETS | | | \$ | | |
| 6. | SHIRTS-POLO SHORT SLEEVE (5.11 Tactical 71048) | | | Female | \$ | |
| | | | | Male | \$ | |
| 7. | SHIRTS- PROFESSIONALPOLO SHORT SLEEVE (5.11 Tactical #41060) | | | Female | \$ | |
| | | | | Male | \$ | |
| 8. | SHIRTS-HORACE SMALL LONG SLEEVE (zipper front w/ metal button HS 1150) | | | Female | \$ | |
| | | | | Male | \$ | |
| 9. | PANTS-TACTICAL (5.11 Tactical 74003) | | | Female | \$ | |
| | | | | Male | \$ | |
| 10. | SHIRTS-SHORT SLEEVE TACTICAL (Propper F531150) | PROPPER | F5311-50 | Female | \$ 27.70 | |
| | | | | Male | \$ 27.70 | |

D.) CONSTABLE PCT. NO. 4

| | | | | | | |
|-----|--|--|--|--------|----|----------------|
| 1. | SHIRTS-LONG SLEEVE (Elbeco Tex-Trop with Zipper) | | | Female | \$ | NO BID |
| | | | | Male | \$ | |
| 2. | TROUSERS (flying cross by Fechheimer 38205) | | | Female | \$ | |
| | | | | Male | \$ | |
| 3. | SHIRTS -SHORT SLEEVE (8713X Blauer Street Gear) | | | Female | \$ | OPENED 9:45 |
| | | | | Male | \$ | |
| 4. | TROUSERS (5.11 Tactical Twill PDU 74338 class A Twill) | | | Female | \$ | 9-24-13 |
| | | | | Male | \$ | |
| 5. | SHIRTS --POLO- SHORT SLEEVE (5.11 Tactical 71048) | | | Female | \$ | Witnessed |
| | | | | Male | \$ | |
| 6. | SHIRTS-5.11 Tactical -Performance Polo -71049 | | | Female | \$ | |
| | | | | Male | \$ | |
| 7. | PANTS --TACTICAL (5.11 Tactical 74251) | | | Female | \$ | |
| | | | | Male | \$ | |
| 8. | PANTS --TACLITE PRO (74273) | | | Female | \$ | |
| | | | | Male | \$ | |
| 9. | TIES | | | \$ | | |
| 10. | COWBOY HATS (STETSON FELT) | | | \$ | | |
| 11. | JACKETS (BLAUER #6120) | | | \$ | | |

E.) SHERIFF'S OFFICE

| | | | | | |
|----|--|--|--|---------------------|--------|
| 1. | RAINCOATS (NEESE) | | | \$ | NO BID |
| 2. | GLOVES-(Hatch)Frisk Master Fm 2000 | | | \$ | |
| 3. | COVERALLS-Personal Protection(TYVEK) COVERALLS-Polypropylene Disposable Suit, Long Sleeve Shirt & Pants | | | \$ | |
| | | | | coveralls | \$ |
| | | | | Shirt -Long Sleeve | \$ |
| 4. | SHIRTS—SHORT & LONG SLEEVE Custodian & Maintenance Temporary Khaki shirts (Dickies) | | | Pants | \$ |
| | | | | Female Short sleeve | \$ |
| | | | | Female Long Sleeve | \$ |
| | | | | Male Short Sleeve | \$ |
| 5. | PANTS—Traditional- work (Dickies) | | | Male Long Sleeve | \$ |
| | | | | \$ | |
| 6. | PANTS-- Women's Flat Front | | | \$ | |
| 7. | SCRUBS (cargo) | | | Female Shirt | \$ |
| | | | | Female Pants | \$ |
| | | | | Male Shirt | \$ |

| | | | | | |
|-----|---|----------------------------|----------------|---------------|-----------|
| | | | | Male Pants | \$ NO BID |
| 8. | RAIN BOOTS (Norcross Servus 18822-9) | SERVUS | 18822 | Female Boots | \$ 11.84 |
| | | SERVUS | 18822 | Male Boots | \$ 11.84 |
| 9. | WATERPROOF SAFETY TOE BOOT | | | Female Boots | \$ NO BID |
| | | | | Male Boots | \$ |
| 10. | WATERPROOF SAFETY TOE SHOE | | | Female Shoe | \$ |
| | | | | Male Shoe | \$ |
| 11. | PANTS --BDU's (Battle Dress Uniforms) | PROPPER | F5201-38 | Female | \$ 23.57 |
| | | | | Male | \$ 23.57 |
| 12. | SHIRTS --BDU 's (Battle Dress Uniforms) | PROPPER | F5454-38 | Female | \$ 38.00 |
| | | | | Male | \$ 38.00 |
| 13. | SHIRTS--BDU's S.E.R.T. OFFICER (Battle Dress Uniforms) | PROPPER | F5454-38 | Female | \$ 38.00 |
| | | | | Male | \$ 38.00 |
| 14. | BDU's SHIRT (Battle Dress Uniforms) -PROPER (Ripstop Material) Option 1: FOUR (4) BELOW STYLE POCKETS Option 2: TWO (2) STYLE POCKETS | PROPPER | F5454-38 | OPT 1 -Female | \$ 38.00 |
| | | | | OPT 1 -Male | \$ 38.00 |
| | | | F5452-38 | OPT 2 -Female | \$ 38.00 |
| | | | | OPT 2 -Male | \$ 38.00 |
| 15. | INVESTIGATOR RAID JACKETS | | | OPT 1 | NO BID |
| | | | | OPT 2 | |
| 16. | SAFETY VESTS - Break-Away High Visibility | | | \$ | |
| 17. | SHIRTS-- LONG SLEEVE | | | Female | \$ |
| | | | | Male | \$ |
| 18. | SHIRTS--SHORT SLEEVE | | | Female | \$ |
| | | | | Male | \$ |
| 19. | TROUSERS (Four Pocket) | | | Female | \$ |
| | | | | Male | \$ |
| 20. | TACTICAL OUTERSHELL(Point Blank R20D) | POINT BLANK | R20-D STANDARD | \$ | 120.00 |
| 21. | COLD WEATHER JACKETS (Force 10 Jacket) | | | \$ | NO BID |
| 22. | PANTS--TACTICAL (5.11 Tactical 74251) | | | Female | \$ |
| | | | | Male | \$ |
| 23. | TIES | | | \$ | |
| 24. | EMBLEM/PATCH CUSTOMIZATION | | | 1-100 | \$ |
| | | | | 101-200 | \$ |
| | | | | 201-300 | \$ |
| 25. | SHIRTS-SHORT SLEEVE | | | female | \$ |
| | | | | male | \$ |
| 26. | SHIRTS-LONG SLEEVE | | | female | \$ |
| | | | | male | \$ |
| 27. | TROUSER-SIX POCKET | | | female | \$ |
| | | | | male | \$ |
| 28. | DRESS BUTTONS FOR UNIFORMS | Premium Gold-STAR W/TEXAS | | 0-100 | \$ |
| | | | | 101-200 | \$ |
| | | | | 201-300 | \$ |
| | | Nickel Plated-STAR W/TEXAS | | 0-100 | \$ |
| | | | | 101-200 | \$ |
| | | | | 201-300 | \$ |
| | | Premium Gold-OLD ENGLISH | | 0-100 | \$ |
| | | | | 101-200 | \$ |
| | | | | 201-300 | \$ |
| | | Nickel Plated-OLD ENGLISH | | 0-100 | \$ |
| | | | | 101-200 | \$ |
| | | | | 201-300 | \$ |

OPENED
945
7-24-13
Witnessed

J

I/We the undersigned hereby certify that I/We am/are a duly authorized official of the company and have the authority to sign on behalf of the company and assure that all statements made in the bid are true. I/We agree to furnish and deliver the specified items/services at the prices stated herein, and have read, understand, and agree to the terms and conditions contained herein and on all of the attachments.

COMPANY NAME: BOB BARKER COMPANY, INC
ADDRESS: 134 N MAIN ST
CITY/STATE/ZIP: FUQUAY VARINA, NC 27526
PHONE NUMBER: 800-334-9880
FAX NUMBER: 800-322-7537
CELL NUMBER: 281-686-4055 - KEVIN JOHNSON, REGIONAL SALES MANAGER
CONTACT PERSON: NENNA MANN
E-MAIL ADDRESS: nennamann@bobbarker.com
AUTHORIZED SIGNATURE: *Nenna Mann*
TITLE: PRICING SPECIALIST
DATE: 7/17/2013

EXHIBIT "C"
CERTIFICATE OF INSURANCE



**AGENDA
CC REGULAR
HIDALGO COUNTY
COMMISSIONERS COURT
MEETING
October 7, 2013
9:30 A.M.**

NOTICE is hereby given in accordance with Chapter 551, Texas Government Code, that a SPECIAL MEETING of the Commissioners' Court will be held at the Edinburg Council Chambers 415 W. University Drive, Edinburg, Hidalgo County, Texas. Discussion and possible action relating to the following business will be transacted:

1. **Roll Call** - All members fo the Court were counted present for the exception of Commissioner Joe M. Flores.

2. **Pledge of Allegiance**

Judge Garcia led the Court and Audience in reciting the Pledge of Allegiance.

3. **Prayer** - Virginia Townsend led the Court and Audience in Prayer.

4. **Approval of Consent Agenda**

The Court moved to approve the Consent Agenda.

Fern McClaugherty had a concern on Item 3.D. of the Consent Agenda. In regards to Constable Precinct 1, she asked why \$22,000.00 needed to be used for new furniture. She said that unused furniture could be found throughout other offices; therefore, why make such a large expense. She was told that the Constable was currently not present and he would be the one to answer that question.

Later in the meeting, Valde explained that the Constable had been occupying/borrowing office space and furniture from J.P. Precinct 1.1, J.P. Precinct 1.2, and County Commissioner Precinct 1. They have not had their own building nor furniture.

5. **Open Forum** - No Open Forum Discussions.

6. **County Judge's Office:**

A. **AI-41020** Approval of Proclamation declaring October 2013 as "Breast Cancer Awareness Month" in Hidalgo County

Karina Cardoza introduced representatives from Doctor's Hospital at Renaissance: Anabel Arreyano- Rodriguez, Cancer Center Director, and Gaby Gutierrez, Cancer Center Foundation Liason, Mario Lizcano, Director of Corporate Affairs; Karina then read the Proclamation.

On motion by COMMISSIONER PCT. 4, JOSEPH PALACIOS, seconded by COMMISSIONER PCT. 1, A.C. CUELLAR, JR., the Court made a UNANIMOUS vote of approval.

Vote: 4 - 0 Unanimously

7. **Executive Officer - Valde Guerra:**

On motion by COMMISSIONER, PCT. 2 HECTOR PALACIOS, seconded by COMMISSIONER, PCT. 1 A.C. CUELLAR, JR. , the Court made a UNANIMOUS vote of approval.

Vote: 4 - 0 - Unanimously

2. AI-41030 General Obligation Refunding Bonds:

- A. Approval of 2013 appropriation of funds from fund (1435) in the amount of \$50.00 for agent fees.
- B. Approval of 2013 appropriation of funds from fund (1436) in the amount of \$50.00 for agent fees.
- C. Approval of 2013 appropriation of funds from fund (1438) in the amount of \$50.00 for agent fees.

On motion by COMMISSIONER, PCT. 4 JOSEPH PALACIOS, seconded by COMMISSIONER, PCT. 1 A.C. CUELLAR, JR. , the Court made a UNANIMOUS vote of approval on Items A, B, & C.

Vote: 4 - 0 - Unanimously

18. Purchasing Department - Marty Salazar:

Notes:

A. FOR ANY CONTRACT(S) AWARDED AND APPROVED UNDER THIS AGENDA, EXECUTED COPIES OF THE CONTRACT(S) WILL BE AVAILABLE ON THE COUNTY INTRA-NET WEBSITE AND WILL BE FOWARDED VIA E-MAIL, FAX OR HAND DELIVERED TO HIDALGO COUNTY AUDITOR'S OFFICE.

B. ANY AND ALL REQUESTS FOR PAYMENT(S) APPROVED WILL BE SUBJECT TO COUNTY AUDITORS PROCESSING PROCEDURES INCLUDING AUTHORITY FOR COUNTY TREASURER TO ISSUE PAYMENT(S)/CHECK(S).

A. Hidalgo County

1. AI-40946 Presentation with concurrence by Hidalgo County Purchasing Agent, Budget Officer and County Auditor for approval of "ORDERS" for all General Fund Budgets and any other applicable budgets for the following:

- a. Cut-off date for the submission of Requisitions by Friday, November 16, 2012 for goods and/or services that require sufficient time to order and receive prior to 12-31-13, i.e. MAJOR PURCHASES, vehicles, furniture, systems and/or equipment; and,
- b. Cut-off date for the submission of Requisitions by Friday, December 7, 2012 on goods and/or services that require sufficient time to order and receive prior to 12-31-13, i.e., DAY TO DAY PURCHASES, items necessary for daily operations;
- c. Approval to notify all elected offices and departments that open purchase orders at 12-31-12 for which there is not a proper invoice and physical receipt of goods and/or services will be charged to the 2014 budgets.

NO ACTION on Items a, b, & c.

2. AI-40896 Presentation of bid(s) received for the purpose of award and approval of contract(s) by CC to vendors submitting lowest pricing and meeting all specifications and/or requirements as attached hereto for: Hidalgo County-Purchase of Uniforms & Accessories for Hidalgo Cty. Law Enforcement Agencies through RFB No. 2013-088-07-24-SMA.



On motion by COMMISSIONER, PCT. 4 JOSEPH PALACIOS, seconded by COMMISSIONER, PCT. 1 A.C. CUELLAR, JR. , the Court made a UNANIMOUS vote of approval.

Vote: 4 - 0 - Unanimously

- 3. **AI-41085** Acceptance and approval of an Amendment No. 1 to the AIA A101-2007 Standard Form of Agreement with D. Wilson Construction Company, for the "Remodel of Existing Old Administration Building (1st and 2nd Floor)," to reflect the cost of \$3,375,220.00 as approved in CC on 9/24/13.

On motion by COMMISSIONER, PCT. 1 A.C. CUELLAR, JR., seconded by COMMISSIONER, PCT. 4 JOSEPH PALACIOS , the Court made a UNANIMOUS vote of approval.

Vote: 4 - 0 - Unanimously

B. Pct. 1

- 1. **AI-40912** Requesting approval of the following claims/invoices with authority for the County Treasurer to issue payment/check after review, audit and processing procedures are completed by the County Auditor:

| Date | Invoice No. | Vendor Name | Total Invoice | Account No. |
|----------|-------------|--------------|---------------|-----------------------------|
| 09/01/13 | 22809579 | ASG SECURITY | 26.50 | 3-1200-431-00-121-005-0-413 |
| 09/01/13 | 22809581 | ASG SECURITY | 23.45 | 3-1100-452-00-121-013-0-413 |
| 07/01/13 | 22547072 | ASG SECURITY | 26.65 | 3-1100-452-00-121-013-0-413 |
| 09/01/13 | 22851289 | ASG SECURITY | 26.65 | 3-1100-452-00-121-013-0-413 |

Marty explained that the Vendor will not change/provide the insurance the County needs; therefore, she has asked the departments to use a different Vendor that qualifies in all compliance issues.

On motion by COMMISSIONER, PCT. 1 A.C. CUELLAR, JR., seconded by COMMISSIONER, PCT. 2 HECTOR PALACIOS , the Court made a UNANIMOUS vote of approval.

Vote: 4 - 0 - Unanimously

- 2. **AI-41038** Pursuant to contract with TEDSI Infrastructure Group, Article 14 of Contract #C-08-227-02-09 the request for approval by engineer to permit the subcontracting of subconsulting services in connection to Work Authorization No. 2 previously approved on August 6, 2013 for the "Mile 6W Project" in Precinct One.

On motion by COMMISSIONER, PCT. 4 JOSEPH PALACIOS, seconded by COMMISSIONER, PCT. 1 A.C. CUELLAR, JR.

, the Court made a UNANIMOUS vote of approval.

Vote: 4 - 0 - Unanimously

October 7, 2013

SPECIAL MEETING - October 7, 2013

BE IT REMEMBERED, that on this 7th day of October A.D., 2013, there was begun and held a SPECIAL MEETING of the Honorable Commissioners' Court of Hidalgo County, Texas, wherein the following members thereof were present, to-wit:

HONORABLE RAMON GARCIA

HIDALGO COUNTY JUDGE

HONORABLE A.C. CUELLAR, JR.

COMMISSIONER, PRECINCT NO. 1

HONORABLE HECTOR "TITO" PALACIOS

COMMISSIONER, PRECINCT NO. 2

HONORABLE JOSEPH PALACIOS

COMMISSIONER, PRECINCT NO. 4

and ARTURO GUAJARDO, JR., COUNTY CLERK & EX-OFFICIO CLERK OF THE COMMISSIONERS' COURT of Hidalgo County, Texas, wherein the following proceedings were had, to-wit:

APPROVED

AI-40896

Purchasing Department 18. A. 2.

CC REGULAR

Meeting Date: 10/07/2013

Submitted For: Martha Salazar

Submitted By: Sandra Montalvo, PURCHASING DEPT.

Department: PURCHASING DEPT.

Information

CAPTION

✓ Presentation of bid(s) received for the purpose of award and approval of contract(s) by CC to vendors submitting lowest pricing and meeting all specifications and/or requirements as attached hereto for: Hidalgo County-Purchase of Uniforms & Accessories for Hidalgo Cty. Law Enforcement Agencies through RFB No. 2013-088-07-24-SMA.

BACKGROUND

1. Current Contract expires October 11, 2013
2. Contract Document has been reviewed & approved as to from by legal counsel.
3. Recommended vendors are "Lone Star Uniforms Inc." and "Bob Barker Company Inc."
4. Will purchase items on as needed basis.

Fiscal Impact

FISCAL YEAR: 2013

ACCT. #: 1100-421-00-292-001-0-605

FUNDS AVAILABLE Y/N?: y

MATCHING FUNDS Y/N?: n

BUDGETARY IMPACT:

FISCAL YEAR: 2013

ACCT. #: 1100-421-00-280-001-0-605

FUNDS AVAILABLE Y/N?: y

MATCHING FUNDS Y/N?: n

BUDGETARY IMPACT:

FISCAL YEAR: 2013

ACCT. #: 1100-421-00-291-001-0-605

FUNDS AVAILABLE Y/N?: y

MATCHING FUNDS Y/N?: n

BUDGETARY IMPACT:

FISCAL YEAR: 2013

ACCT. #: 1100-421-00-293-001-0-605

FUNDS AVAILABLE Y/N?: y

MATCHING FUNDS Y/N?: n

BUDGETARY IMPACT:

FISCAL YEAR: 2013

ACCT. #: 1100-421-00-294-001-0-605