


Office of Tax Assessor - Collector
COUNTY of HIDALGO



Pablo "Paul" Villarreal, Jr. R7A
Assessor and Collector

P.O. Box 178
Edinburg, Texas 78540-0178
(956) 318-2157 • (956) 318-2733

August 08, 2016

Honorable Ramon Garcia
Hidalgo County Judge
100 E. Cano St., 2nd Floor
Edinburg, TX 78539

Dear Judge Garcia,

As per Sec. 31.10(b) of the Texas Property Tax Code, enclosed please find the Annual Report of all property taxes collected for the period of July 1, 2015 through June 30, 2016.

Please contact this office if you have any questions in regards to the report.

Very truly yours,

A handwritten signature in blue ink that reads "Pablo (Paul) Villarreal, Jr." The signature is stylized and includes a large loop at the beginning.

Pablo "Paul" Villarreal, Jr., PCC
Hidalgo County Tax Assessor-Collector

PVJ
Encl.

Xc: Hon. Commissioner's Court Members
Hon. Ray Eufrazio, Hidalgo County Auditor



2804 S. Bus. Hwy 281 • Edinburg, TX 78539

HIDALGO COUNTY ANNUAL TAX COLLECTION REPORT

JULY 01, 2015 THRU JUNE 30, 2016

TABLE OF CONTENTS

PART 1 COUNTY ANNUAL TAX COLLECTIONS REPORT
PART 2 ROADS/STATE ANNUAL TAX COLLECTIONS REPORT
PART 3 CURRENT/DELINQUENT COLLECTIONS REPORT
PART 4 RECAP REPORT
PART 5 REMITTANCES

PABLO "PAUL" VILLARREAL JR.
TAX ASSESSOR/COLLECTOR
2804 S. BUS. HWY 281
EDINBURG, TEXAS 78539

PART 1

COUNTY ANNUAL TAX COLLECTIONS REPORT

**PABLO "PAUL" VILLARREAL JR., TAX ASSR & COLL
HIDALGO COUNTY ANNUAL TAX REPORT
JULY 01, 2015 THRU JUNE 30, 2016**

TAX COLLECTIONS	BASE	PEN & INT	ATTY FEE
CURRENT	168,649,063.62	1,732,039.13	61,274.87
DELINQUENT	9,477,101.44	3,722,249.80	1,792,603.99
ROLLBACK	507,204.82	2,649.52	706.72
TOTALS	178,633,369.88	5,456,938.45	1,854,585.58
			<u>185,944,893.91</u>
TAX CERTIFICATES			6,780.00
MISCELLANEOUS			26,456.10
NSF CHARGE FEES			16,504.32
SI FINES/FEES			120,580.24
STREET LIGHT FEES			13,399.26
HOSPITAL DISTRICT FUNDING			69,421,021.68
OTHER REVENUE TOTALS			<u>69,604,741.60</u>
TOTAL COLLECTED 2015-2016 HIDALGO COUNTY			<u>255,549,635.51</u>

DISBURSEMENTS

ATTORNEY FEES	1,854,585.58
HCAD RENDITION PENALTY FEE	7,795.54
COURT ORDERED CREDITS	113.89
TOTAL HCAD	<u>7,909.43</u>
CURRENT YEAR REFUNDS	(241,208.91)
PRIOR YEAR REFUNDS	(351,161.80)
TOTAL REFUNDS NETTED FROM TAX COLLECTIONS	<u>(592,370.71)</u>

RECAP

TOTAL CURRENT/DELINQUENT/ROLLBACK BASE	178,633,369.88
TOTAL PENALTY & INTEREST	5,456,938.45
TOTAL TAX COLLECTIONS	<u>184,090,308.33</u>
TOTAL ATTORNEY FEES	<u>1,854,585.58</u>
OTHER REVENUE TOTALS	69,604,741.60
TOTAL	254,957,264.80
LESS REFUNDS DISBURSED THRU FISCAL YEAR	(592,370.71)
TOTAL COLLECTED 2015/2016	255,549,635.51
LESS ATTY FEES & HCAD RENDITION FEE & CREDITS	<u>1,862,495.01</u>
TOTAL REVENUE DISBURSED TO HIDALGO COUNTY	<u>253,687,140.50</u>
TOTAL DISBURSED 2015-2016 HIDALGO COUNTY	<u>255,549,635.51</u>

DIFF. -

AFFIDAVIT

I, PABLO "PAUL" VILLARREAL JR., TAX ASSESSOR-COLLECTOR OF TAXES FOR HIDALGO COUNTY DO SOLEMNLY SWEAR THAT THE ABOVE STATEMENT OF TAXES COLLECTED BY ME FOR THE FISCAL YEAR ENDING 2015-2016 IS CORRECT.

Pablo Paul Villarreal
ASSESSOR-COLLECTOR OF TAXES FOR HIDALGO COUNTY, TEXAS

SWORN AND SUBSCRIBED BEFORE ME THIS 8TH DAY OF AUGUST 2016

Melinda Mendoza
NOTARY PUBLIC, HIDALGO COUNTY, TEXAS



YEAR	FUND	TAX RATE	LEVY PAID	DISCOUNT GIVEN	PENALTY INTEREST	TIF AMOUNT	DISBURSE TOTAL	ATTORNEY	OTHER FEES	REFUND AMOUNT	PAYMENT AMOUNT
2015	M & O	.522500	149,354,486.40	.00	1,533,884.49	3,904,962.03-	146,983,408.86	61,274.87	.00	.00	150,949,645.76
	I & S	.067500	19,294,577.22	.00	198,154.64	504,468.75-	18,988,263.11	.00	.00	.00	19,492,731.86
	TOTAL	.590000	168,649,063.62	.00	1,732,039.13	4,409,430.78-	165,971,671.97	61,274.87	.00	.00	170,442,377.62
2014	M & O	.530800	4,813,886.08	.00	1,008,224.00	157,739.25-	5,664,370.83	874,294.97	.00	.00	6,696,405.05
	I & S	.059200	536,891.10	.00	112,446.85	17,592.80-	631,745.15	.00	.00	.00	649,337.95
	TOTAL	.590000	5,350,777.18	.00	1,120,670.85	175,332.05-	6,296,115.98	874,294.97	.00	.00	7,345,743.00
2013	M & O	.520800	1,332,372.40	.00	439,950.53	9,362.23-	1,762,960.70	264,252.05	.00	.00	2,036,574.98
	I & S	.069200	177,036.06	.00	58,457.23	1,244.01-	234,249.28	.00	.00	.00	235,493.29
	TOTAL	.590000	1,509,408.46	.00	498,407.76	10,606.24-	1,997,209.98	264,252.05	.00	.00	2,272,068.27
2012	M & O	.523500	690,026.06	.00	315,610.80	11,718.48-	993,918.38	155,376.88	.00	.00	1,161,013.74
	I & S	.066500	87,654.04	.00	40,091.91	1,488.50-	126,257.45	.00	.00	.00	127,745.95
	TOTAL	.590000	777,680.10	.00	355,702.71	13,206.98-	1,120,175.83	155,376.88	.00	.00	1,288,759.69
2011	M & O	.522500	406,400.34	.00	234,435.23	7,829.73-	633,005.84	101,552.90	.00	.00	742,388.47
	I & S	.067500	52,501.08	.00	30,285.70	1,011.51-	81,775.27	.00	.00	.00	82,786.78
	TOTAL	.590000	458,901.42	.00	264,720.93	8,841.24-	714,781.11	101,552.90	.00	.00	825,175.25
2010	M & O	.510700	291,105.31	.00	200,875.77	6,996.29-	484,984.79	79,064.94	.00	.00	571,046.02
	I & S	.079300	45,202.12	.00	31,191.36	1,086.38-	75,307.10	.00	.00	.00	76,393.48
	TOTAL	.590000	336,307.43	.00	232,067.13	8,082.67-	560,291.89	79,064.94	.00	.00	647,439.50
2009	M & O	.512700	222,301.51	.00	182,927.54	206.19-	405,022.86	66,177.84	.00	.00	471,406.89
	I & S	.077300	33,516.50	.00	27,580.10	31.09-	61,065.51	.00	.00	.00	61,096.60
	TOTAL	.590000	255,818.01	.00	210,507.64	237.28-	466,088.37	66,177.84	.00	.00	532,503.49
2008	M & O	.519100	162,740.87	.00	146,165.36	1,413.82-	307,492.41	46,230.58	.00	.00	355,136.81
	I & S	.070900	22,227.62	.00	19,963.56	193.12-	41,998.06	.00	.00	.00	42,191.18
	TOTAL	.590000	184,968.49	.00	166,128.92	1,606.94-	349,490.47	46,230.58	.00	.00	397,327.99
2007	M & O	.515500	117,407.07	.00	119,032.67	1,082.70-	235,357.04	37,023.93	.00	.00	273,463.67
	I & S	.074500	16,967.72	.00	17,202.62	156.49-	34,013.85	.00	.00	.00	34,170.34
	TOTAL	.590000	134,374.79	.00	136,235.29	1,239.19-	269,370.89	37,023.93	.00	.00	307,634.01
2006	M & O	.520000	87,333.61	.00	98,415.71	412.16-	185,337.16	27,711.52	.00	.00	213,460.84
	I & S	.070000	11,756.30	.00	13,248.24	55.48-	24,949.06	.00	.00	.00	25,004.54
	TOTAL	.590000	99,089.91	.00	111,663.95	467.64-	210,286.22	27,711.52	.00	.00	238,465.38
2005	M & O	.527100	68,048.83	.00	84,079.79	193.75-	151,934.87	23,047.76	.00	.00	175,176.38
	I & S	.062900	8,120.60	.00	10,033.33	23.13-	18,130.80	.00	.00	.00	18,153.93
	TOTAL	.590000	76,169.43	.00	94,113.12	216.88-	170,065.67	23,047.76	.00	.00	193,330.31
2004	M & O	.525800	57,054.85	.00	77,328.89	.00	134,383.74	20,783.36	.00	.00	155,167.10
	I & S	.064200	6,966.50	.00	9,441.95	.00	16,408.45	.00	.00	.00	16,408.45
	TOTAL	.590000	64,021.35	.00	86,770.84	.00	150,792.19	20,783.36	.00	.00	171,575.55

YEAR	FUND	TAX RATE	LEVY PAID	DISCOUNT GIVEN	PENALTY INTEREST	TIF AMOUNT	DISBURSE TOTAL	ATTORNEY	OTHER FEES	REFUND AMOUNT	PAYMENT AMOUNT
2003	M & O	.526800	42,871.56	.00	63,594.42	.00	106,465.98	16,791.16	.00	.00	123,257.14
	I & S	.063200	5,143.27	.00	7,629.40	.00	12,772.67	.00	.00	.00	12,772.67
	TOTAL	.590000	48,014.83	.00	71,223.82	.00	119,238.65	16,791.16	.00	.00	136,029.81
2002	M & O	.521500	33,570.90	.00	53,469.51	.00	87,040.41	14,009.49	.00	.00	101,049.90
	I & S	.068500	4,409.62	.00	7,023.42	.00	11,433.04	.00	.00	.00	11,433.04
	TOTAL	.590000	37,980.52	.00	60,492.93	.00	98,473.45	14,009.49	.00	.00	112,482.94
2001	M & O	.459300	24,147.02	.00	41,832.80	.00	65,979.82	10,783.23	.00	.00	76,763.05
	I & S	.060200	3,164.90	.00	5,482.89	.00	8,647.79	.00	.00	.00	8,647.79
	TOTAL	.519500	27,311.92	.00	47,315.69	.00	74,627.61	10,783.23	.00	.00	85,410.84
2000	M & O	.445400	21,946.99	.00	40,503.98	.00	62,450.97	10,166.13	.00	.00	72,617.10
	I & S	.055300	2,725.00	.00	5,028.92	.00	7,753.92	.00	.00	.00	7,753.92
	TOTAL	.500700	24,671.99	.00	45,532.90	.00	70,204.89	10,166.13	.00	.00	80,371.02
1999	M & O	.394300	14,129.34	.00	27,745.70	.00	41,875.04	6,812.52	.00	.00	48,687.56
	I & S	.052400	1,877.71	.00	3,687.19	.00	5,564.90	.00	.00	.00	5,564.90
	TOTAL	.446700	16,007.05	.00	31,432.89	.00	47,439.94	6,812.52	.00	.00	54,252.46
1998	M & O	.429400	12,683.81	.00	26,580.23	.00	39,264.04	5,902.62	.00	.00	45,166.66
	I & S	.017300	511.06	.00	1,070.88	.00	1,581.94	.00	.00	.00	1,581.94
	TOTAL	.446700	13,194.87	.00	27,651.11	.00	40,845.98	5,902.62	.00	.00	46,748.60
1997	M & O	.459500	12,571.15	.00	27,993.87	.00	40,565.02	6,128.75	.00	.00	46,693.77
	I & S	.015200	415.84	.00	925.86	.00	1,341.70	.00	.00	.00	1,341.70
	TOTAL	.474700	12,986.99	.00	28,919.73	.00	41,906.72	6,128.75	.00	.00	48,035.47
1996	M & O	.448600	10,404.55	.00	24,344.15	.00	34,748.70	5,244.19	.00	.00	39,992.89
	I & S	.016800	389.68	.00	911.64	.00	1,301.32	.00	.00	.00	1,301.32
	TOTAL	.465400	10,794.23	.00	25,255.79	.00	36,050.02	5,244.19	.00	.00	41,294.21
1995	M & O	.427600	9,077.44	.00	22,243.86	.00	31,321.30	4,699.50	.00	.00	36,020.80
	I & S	.018400	390.56	.00	957.14	.00	1,347.70	.00	.00	.00	1,347.70
	TOTAL	.446000	9,468.00	.00	23,201.00	.00	32,669.00	4,699.50	.00	.00	37,368.50
1994	M & O	.399300	6,461.58	.00	16,739.90	.00	23,201.48	3,538.61	.00	.00	26,740.09
	I & S	.014700	237.88	.00	616.22	.00	854.10	.00	.00	.00	854.10
	TOTAL	.414000	6,699.46	.00	17,356.12	.00	24,055.58	3,538.61	.00	.00	27,594.19
1993	M & O	.395600	4,839.28	.00	13,040.94	.00	17,880.22	2,693.78	.00	.00	20,574.00
	I & S	.011500	140.70	.00	379.09	.00	519.79	.00	.00	.00	519.79
	TOTAL	.407100	4,979.98	.00	13,420.03	.00	18,400.01	2,693.78	.00	.00	21,093.79
1992	M & O	.382800	4,201.23	.00	11,804.48	.00	16,005.71	2,435.02	.00	.00	18,440.73
	I & S	.016100	176.70	.00	496.49	.00	673.19	.00	.00	.00	673.19
	TOTAL	.398900	4,377.93	.00	12,300.97	.00	16,678.90	2,435.02	.00	.00	19,113.92

YEAR	FUND	TAX RATE	LEVY PAID	DISCOUNT GIVEN	PENALTY INTEREST	TIF AMOUNT	DISBURSE TOTAL	ATTORNEY	OTHER FEES	REFUND AMOUNT	PAYMENT AMOUNT
1991	M & O	.362600	3,324.94	.00	9,684.65	.00	13,009.59	1,957.87	.00	.00	14,967.46
	I & S	.015100	138.48	.00	403.27	.00	541.75	.00	.00	.00	541.75
	TOTAL	.377700	3,463.42	.00	10,087.92	.00	13,551.34	1,957.87	.00	.00	15,509.21
1990	M & O	.360900	3,108.43	.00	9,437.98	.00	12,546.41	1,874.96	.00	.00	14,421.37
	I & S	.010400	89.58	.00	271.94	.00	361.52	.00	.00	.00	361.52
	TOTAL	.371300	3,198.01	.00	9,709.92	.00	12,907.93	1,874.96	.00	.00	14,782.89
1989	M & O	.369000	2,389.22	.00	7,543.30	.00	9,932.52	1,447.90	.00	.00	11,380.42
	I & S	.002500	16.22	.00	51.12	.00	67.34	.00	.00	.00	67.34
	TOTAL	.371500	2,405.44	.00	7,594.42	.00	9,999.86	1,447.90	.00	.00	11,447.76
1988	M & O	.358000	1,976.77	.00	6,451.79	.00	8,428.56	1,229.10	.00	.00	9,657.66
	I & S	.003500	19.37	.00	63.08	.00	82.45	.00	.00	.00	82.45
	TOTAL	.361500	1,996.14	.00	6,514.87	.00	8,511.01	1,229.10	.00	.00	9,740.11
1987	M & O	.277800	1,037.80	.00	3,591.07	.00	4,628.87	693.72	.00	.00	5,322.59
	I & S	.000000	.00	.00	.00	.00	.00	.00	.00	.00	.00
	TOTAL	.277800	1,037.80	.00	3,591.07	.00	4,628.87	693.72	.00	.00	5,322.59
1986	M & O	.268300	427.07	.00	1,526.98	.00	1,954.05	294.18	.00	.00	2,248.23
	I & S	.001000	1.57	.00	5.70	.00	7.27	.00	.00	.00	7.27
	TOTAL	.269300	428.64	.00	1,532.68	.00	1,961.32	294.18	.00	.00	2,255.50
1985	M & O	.232000	263.68	.00	972.54	.00	1,236.22	187.84	.00	.00	1,424.06
	I & S	.003000	3.42	.00	12.57	.00	15.99	.00	.00	.00	15.99
	TOTAL	.235000	267.10	.00	985.11	.00	1,252.21	187.84	.00	.00	1,440.05
1984	M & O	.334000	86.67	.00	329.53	.00	416.20	62.98	.00	.00	479.18
	I & S	.003000	.77	.00	2.96	.00	3.73	.00	.00	.00	3.73
	TOTAL	.337000	87.44	.00	332.49	.00	419.93	62.98	.00	.00	482.91
1983	M & O	.348000	203.89	.00	771.78	.00	975.67	128.81	.00	.00	1,104.48
	I & S	.005000	2.94	.00	11.07	.00	14.01	.00	.00	.00	14.01
	TOTAL	.353000	206.83	.00	782.85	.00	989.68	128.81	.00	.00	1,118.49
1981	M & O	.334000	5.62	.00	23.56	.00	29.18	4.38	.00	.00	33.56
	I & S	.000000	.00	.00	.00	.00	.00	.00	.00	.00	.00
	TOTAL	.334000	5.62	.00	23.56	.00	29.18	4.38	.00	.00	33.56
1980	M & O	.300000	.66	.00	2.79	.00	3.45	.52	.00	.00	3.97
	I & S	.000000	.00	.00	.00	.00	.00	.00	.00	.00	.00
	TOTAL	.300000	.66	.00	2.79	.00	3.45	.52	.00	.00	3.97

YEAR	FUND	TAX RATE	LEVY PAID	DISCOUNT GIVEN	PENALTY INTEREST	TIF AMOUNT	DISBURSE TOTAL	ATTORNEY	OTHER FEES	REFUND AMOUNT	PAYMENT AMOUNT
ALL	M & O		157,812,892.93	.00	4,851,160.59	4,101,916.63-	158,562,136.89	1,853,878.86	.00	.00	164,517,932.38
ALL	I & S		20,313,272.13	.00	603,128.34	527,351.26-	20,389,049.21	.00	.00	.00	20,916,400.47
ALL	TOTAL		178,126,165.06	.00	5,454,288.93	4,629,267.89-	178,951,186.10	1,853,878.86	.00	.00	185,434,332.85
DLQ	M & O		8,458,406.53	.00	3,317,276.10	196,954.60-	11,578,728.03	1,792,603.99	.00	.00	13,568,286.62
DLQ	I & S		1,018,694.91	.00	404,973.70	22,882.51-	1,400,786.10	.00	.00	.00	1,423,668.61
DLQ	TOTAL		9,477,101.44	.00	3,722,249.80	219,837.11-	12,979,514.13	1,792,603.99	.00	.00	14,991,955.23
CURR	M & O		149,354,486.40	.00	1,533,884.49	3,904,962.03-	146,983,408.86	61,274.87	.00	.00	150,949,645.76
CURR	I & S		19,294,577.22	.00	198,154.64	504,468.75-	18,988,263.11	.00	.00	.00	19,492,731.86
CURR	TOTAL		168,649,063.62	.00	1,732,039.13	4,409,430.78-	165,971,671.97	61,274.87	.00	.00	170,442,377.62

YEAR	FUND	TAX RATE	LEVY PAID	DISCOUNT GIVEN	PENALTY INTEREST	TIF AMOUNT	DISBURSE TOTAL	ATTORNEY	OTHER FEES	REFUND AMOUNT	PAYMENT AMOUNT
2015	M & O	.522500	7,636.18	.00	.00	.00	7,636.18	.00	.00	.00	7,636.18
	I & S	.067500	986.50	.00	.00	.00	986.50	.00	.00	.00	986.50
	TOTAL	.590000	8,622.68	.00	.00	.00	8,622.68	.00	.00	.00	8,622.68
2014	M & O	.530800	69,566.50	.00	6.44	.00	69,572.94	.00	.00	.00	69,572.94
	I & S	.059200	7,758.75	.00	.72	.00	7,759.47	.00	.00	.00	7,759.47
	TOTAL	.590000	77,325.25	.00	7.16	.00	77,332.41	.00	.00	.00	77,332.41
2013	M & O	.520800	95,534.00	.00	522.27	.00	96,056.27	37.34	.00	.00	96,093.61
	I & S	.069200	12,693.79	.00	69.40	.00	12,763.19	.00	.00	.00	12,763.19
	TOTAL	.590000	108,227.79	.00	591.67	.00	108,819.46	37.34	.00	.00	108,856.80
2012	M & O	.523500	92,409.67	.00	441.68	.00	92,851.35	131.77	.00	.00	92,983.12
	I & S	.066500	11,738.75	.00	56.11	.00	11,794.86	.00	.00	.00	11,794.86
	TOTAL	.590000	104,148.42	.00	497.79	.00	104,646.21	131.77	.00	.00	104,777.98
2011	M & O	.522500	100,604.09	.00	450.20	.00	101,054.29	97.87	.00	.00	101,152.16
	I & S	.067500	12,996.66	.00	58.16	.00	13,054.82	.00	.00	.00	13,054.82
	TOTAL	.590000	113,600.75	.00	508.36	.00	114,109.11	97.87	.00	.00	114,206.98
2010	M & O	.510700	77,533.19	.00	398.48	.00	77,931.67	103.65	.00	.00	78,035.32
	I & S	.079300	12,039.13	.00	61.87	.00	12,101.00	.00	.00	.00	12,101.00
	TOTAL	.590000	89,572.32	.00	460.35	.00	90,032.67	103.65	.00	.00	90,136.32
2009	M & O	.512700	4,637.29	.00	371.94	.00	5,009.23	275.27	.00	.00	5,284.50
	I & S	.077300	699.18	.00	56.06	.00	755.24	.00	.00	.00	755.24
	TOTAL	.590000	5,336.47	.00	428.00	.00	5,764.47	275.27	.00	.00	6,039.74
2008	M & O	.519100	94.89	.00	12.34	.00	107.23	.00	.00	.00	107.23
	I & S	.070900	12.96	.00	1.68	.00	14.64	.00	.00	.00	14.64
	TOTAL	.590000	107.85	.00	14.02	.00	121.87	.00	.00	.00	121.87
2007	M & O	.515500	39.72	.00	21.44	.00	61.16	10.50	.00	.00	71.66
	I & S	.074500	5.74	.00	3.10	.00	8.84	.00	.00	.00	8.84
	TOTAL	.590000	45.46	.00	24.54	.00	70.00	10.50	.00	.00	80.50
2006	M & O	.520000	191.99	.00	103.67	.00	295.66	50.32	.00	.00	345.98
	I & S	.070000	25.84	.00	13.96	.00	39.80	.00	.00	.00	39.80
	TOTAL	.590000	217.83	.00	117.63	.00	335.46	50.32	.00	.00	385.78
ALL	M & O		448,247.52	.00	2,328.46	.00	450,575.98	706.72	.00	.00	451,282.70
ALL	I & S		58,957.30	.00	321.06	.00	59,278.36	.00	.00	.00	59,278.36
ALL	TOTAL		507,204.82	.00	2,649.52	.00	509,854.34	706.72	.00	.00	510,561.06

07/06/2016 16:11:47 2188137
 TC298-D SELECTION: SYSTEM
 RECEIPT DATE: ALL

TAX COLLECTION SYSTEM
 DEPOSIT DISTRIBUTION
 FROM: 07/01/2015 THRU 06/30/2016
 JURISDICTION: 0001 HIDALGO COUNTY

YEAR	FUND	TAX RATE	LEVY PAID	DISCOUNT GIVEN	PENALTY INTEREST	TIF AMOUNT	DISBURSE TOTAL	ATTORNEY	OTHER FEES	REFUND AMOUNT	PAYMENT AMOUNT
DLQ	M & O		440,611.34	.00	2,328.46	.00	442,939.80	706.72	.00	.00	443,646.52
DLQ	I & S		57,970.80	.00	321.06	.00	58,291.86	.00	.00	.00	58,291.86
DLQ	TOTAL		498,582.14	.00	2,649.52	.00	501,231.66	706.72	.00	.00	501,938.38
CURR	M & O		7,636.18	.00	.00	.00	7,636.18	.00	.00	.00	7,636.18
CURR	I & S		986.50	.00	.00	.00	986.50	.00	.00	.00	986.50
CURR	TOTAL		8,622.68	.00	.00	.00	8,622.68	.00	.00	.00	8,622.68

YEAR	FUND	TAX RATE	LEVY PAID	DISCOUNT GIVEN	PENALTY INTEREST	TIF AMOUNT	DISBURSE TOTAL	ATTORNEY	OTHER FEES	REFUND AMOUNT	PAYMENT AMOUNT
2015	M & O	.522500	149,362,122.58	.00	1,533,884.49	3,904,962.03-	146,991,045.04	61,274.87	.00	.00	150,957,281.94
	I & S	.067500	19,295,563.72	.00	198,154.64	504,468.75-	18,989,249.61	.00	.00	.00	19,493,718.36
	TOTAL	.590000	168,657,686.30	.00	1,732,039.13	4,409,430.78-	165,980,294.65	61,274.87	.00	.00	170,451,000.30
2014	M & O	.530800	4,883,452.58	.00	1,008,230.44	157,739.25-	5,733,943.77	874,294.97	.00	.00	6,765,977.99
	I & S	.059200	544,649.85	.00	112,447.57	17,592.80-	639,504.62	.00	.00	.00	657,097.42
	TOTAL	.590000	5,428,102.43	.00	1,120,678.01	175,332.05-	6,373,448.39	874,294.97	.00	.00	7,423,075.41
2013	M & O	.520800	1,427,906.40	.00	440,472.80	9,362.23-	1,859,016.97	264,289.39	.00	.00	2,132,668.59
	I & S	.069200	189,729.85	.00	58,526.63	1,244.01-	247,012.47	.00	.00	.00	248,256.48
	TOTAL	.590000	1,617,636.25	.00	498,999.43	10,606.24-	2,106,029.44	264,289.39	.00	.00	2,380,925.07
2012	M & O	.523500	782,435.73	.00	316,052.48	11,718.48-	1,086,769.73	155,508.65	.00	.00	1,253,996.86
	I & S	.066500	99,392.79	.00	40,148.02	1,488.50-	138,052.31	.00	.00	.00	139,540.81
	TOTAL	.590000	881,828.52	.00	356,200.50	13,206.98-	1,224,822.04	155,508.65	.00	.00	1,393,537.67
2011	M & O	.522500	507,004.43	.00	234,885.43	7,829.73-	734,060.13	101,650.77	.00	.00	843,540.63
	I & S	.067500	65,497.74	.00	30,343.86	1,011.51-	94,830.09	.00	.00	.00	95,841.60
	TOTAL	.590000	572,502.17	.00	265,229.29	8,841.24-	828,890.22	101,650.77	.00	.00	939,382.23
2010	M & O	.510700	368,638.50	.00	201,274.25	6,996.29-	562,916.46	79,168.59	.00	.00	649,081.34
	I & S	.079300	57,241.25	.00	31,253.23	1,086.38-	87,408.10	.00	.00	.00	88,494.48
	TOTAL	.590000	425,879.75	.00	232,527.48	8,082.67-	650,324.56	79,168.59	.00	.00	737,575.82
2009	M & O	.512700	226,938.80	.00	183,299.48	206.19-	410,032.09	66,453.11	.00	.00	476,691.39
	I & S	.077300	34,215.68	.00	27,636.16	31.09-	61,820.75	.00	.00	.00	61,851.84
	TOTAL	.590000	261,154.48	.00	210,935.64	237.28-	471,852.84	66,453.11	.00	.00	538,543.23
2008	M & O	.519100	162,835.76	.00	146,177.70	1,413.82-	307,599.64	46,230.58	.00	.00	355,244.04
	I & S	.070900	22,240.58	.00	19,965.24	193.12-	42,012.70	.00	.00	.00	42,205.82
	TOTAL	.590000	185,076.34	.00	166,142.94	1,606.94-	349,612.34	46,230.58	.00	.00	397,449.86
2007	M & O	.515500	117,446.79	.00	119,054.11	1,082.70-	235,418.20	37,034.43	.00	.00	273,535.33
	I & S	.074500	16,973.46	.00	17,205.72	156.49-	34,022.69	.00	.00	.00	34,179.18
	TOTAL	.590000	134,420.25	.00	136,259.83	1,239.19-	269,440.89	37,034.43	.00	.00	307,714.51
2006	M & O	.520000	87,525.60	.00	98,519.38	412.16-	185,632.82	27,761.84	.00	.00	213,806.82
	I & S	.070000	11,782.14	.00	13,262.20	55.48-	24,988.86	.00	.00	.00	25,044.34
	TOTAL	.590000	99,307.74	.00	111,781.58	467.64-	210,621.68	27,761.84	.00	.00	238,851.16
2005	M & O	.527100	68,048.83	.00	84,079.79	193.75-	151,934.87	23,047.76	.00	.00	175,176.38
	I & S	.062900	8,120.60	.00	10,033.33	23.13-	18,130.80	.00	.00	.00	18,153.93
	TOTAL	.590000	76,169.43	.00	94,113.12	216.88-	170,065.67	23,047.76	.00	.00	193,330.31
2004	M & O	.525800	57,054.85	.00	77,328.89	.00	134,383.74	20,783.36	.00	.00	155,167.10
	I & S	.064200	6,966.50	.00	9,441.95	.00	16,408.45	.00	.00	.00	16,408.45
	TOTAL	.590000	64,021.35	.00	86,770.84	.00	150,792.19	20,783.36	.00	.00	171,575.55

YEAR	FUND	TAX RATE	LEVY PAID	DISCOUNT GIVEN	PENALTY INTEREST	TIF AMOUNT	DISBURSE TOTAL	ATTORNEY	OTHER FEES	REFUND AMOUNT	PAYMENT AMOUNT
2003	M & O	.526800	42,871.56	.00	63,594.42	.00	106,465.98	16,791.16	.00	.00	123,257.14
	I & S	.063200	5,143.27	.00	7,629.40	.00	12,772.67	.00	.00	.00	12,772.67
	TOTAL	.590000	48,014.83	.00	71,223.82	.00	119,238.65	16,791.16	.00	.00	136,029.81
2002	M & O	.521500	33,570.90	.00	53,469.51	.00	87,040.41	14,009.49	.00	.00	101,049.90
	I & S	.068500	4,409.62	.00	7,023.42	.00	11,433.04	.00	.00	.00	11,433.04
	TOTAL	.590000	37,980.52	.00	60,492.93	.00	98,473.45	14,009.49	.00	.00	112,482.94
2001	M & O	.459300	24,147.02	.00	41,832.80	.00	65,979.82	10,783.23	.00	.00	76,763.05
	I & S	.060200	3,164.90	.00	5,482.89	.00	8,647.79	.00	.00	.00	8,647.79
	TOTAL	.519500	27,311.92	.00	47,315.69	.00	74,627.61	10,783.23	.00	.00	85,410.84
2000	M & O	.445400	21,946.99	.00	40,503.98	.00	62,450.97	10,166.13	.00	.00	72,617.10
	I & S	.055300	2,725.00	.00	5,028.92	.00	7,753.92	.00	.00	.00	7,753.92
	TOTAL	.500700	24,671.99	.00	45,532.90	.00	70,204.89	10,166.13	.00	.00	80,371.02
1999	M & O	.394300	14,129.34	.00	27,745.70	.00	41,875.04	6,812.52	.00	.00	48,687.56
	I & S	.052400	1,877.71	.00	3,687.19	.00	5,564.90	.00	.00	.00	5,564.90
	TOTAL	.446700	16,007.05	.00	31,432.89	.00	47,439.94	6,812.52	.00	.00	54,252.46
1998	M & O	.429400	12,683.81	.00	26,580.23	.00	39,264.04	5,902.62	.00	.00	45,166.66
	I & S	.017300	511.06	.00	1,070.88	.00	1,581.94	.00	.00	.00	1,581.94
	TOTAL	.446700	13,194.87	.00	27,651.11	.00	40,845.98	5,902.62	.00	.00	46,748.60
1997	M & O	.459500	12,571.15	.00	27,993.87	.00	40,565.02	6,128.75	.00	.00	46,693.77
	I & S	.015200	415.84	.00	925.86	.00	1,341.70	.00	.00	.00	1,341.70
	TOTAL	.474700	12,986.99	.00	28,919.73	.00	41,906.72	6,128.75	.00	.00	48,035.47
1996	M & O	.448600	10,404.55	.00	24,344.15	.00	34,748.70	5,244.19	.00	.00	39,992.89
	I & S	.016800	389.68	.00	911.64	.00	1,301.32	.00	.00	.00	1,301.32
	TOTAL	.465400	10,794.23	.00	25,255.79	.00	36,050.02	5,244.19	.00	.00	41,294.21
1995	M & O	.427600	9,077.44	.00	22,243.86	.00	31,321.30	4,699.50	.00	.00	36,020.80
	I & S	.018400	390.56	.00	957.14	.00	1,347.70	.00	.00	.00	1,347.70
	TOTAL	.446000	9,468.00	.00	23,201.00	.00	32,669.00	4,699.50	.00	.00	37,368.50
1994	M & O	.399300	6,461.58	.00	16,739.90	.00	23,201.48	3,538.61	.00	.00	26,740.09
	I & S	.014700	237.88	.00	616.22	.00	854.10	.00	.00	.00	854.10
	TOTAL	.414000	6,699.46	.00	17,356.12	.00	24,055.58	3,538.61	.00	.00	27,594.19
1993	M & O	.395600	4,839.28	.00	13,040.94	.00	17,880.22	2,693.78	.00	.00	20,574.00
	I & S	.011500	140.70	.00	379.09	.00	519.79	.00	.00	.00	519.79
	TOTAL	.407100	4,979.98	.00	13,420.03	.00	18,400.01	2,693.78	.00	.00	21,093.79
1992	M & O	.382800	4,201.23	.00	11,804.48	.00	16,005.71	2,435.02	.00	.00	18,440.73
	I & S	.016100	176.70	.00	496.49	.00	673.19	.00	.00	.00	673.19
	TOTAL	.398900	4,377.93	.00	12,300.97	.00	16,678.90	2,435.02	.00	.00	19,113.92

YEAR	FUND	TAX RATE	LEVY PAID	DISCOUNT GIVEN	PENALTY INTEREST	TIF AMOUNT	DISBURSE TOTAL	ATTORNEY	OTHER FEES	REFUND AMOUNT	PAYMENT AMOUNT
1991	M & O	.362600	3,324.94	.00	9,684.65	.00	13,009.59	1,957.87	.00	.00	14,967.46
	I & S	.015100	138.48	.00	403.27	.00	541.75	.00	.00	.00	541.75
	TOTAL	.377700	3,463.42	.00	10,087.92	.00	13,551.34	1,957.87	.00	.00	15,509.21
1990	M & O	.360900	3,108.43	.00	9,437.98	.00	12,546.41	1,874.96	.00	.00	14,421.37
	I & S	.010400	89.58	.00	271.94	.00	361.52	.00	.00	.00	361.52
	TOTAL	.371300	3,198.01	.00	9,709.92	.00	12,907.93	1,874.96	.00	.00	14,782.89
1989	M & O	.369000	2,389.22	.00	7,543.30	.00	9,932.52	1,447.90	.00	.00	11,380.42
	I & S	.002500	16.22	.00	51.12	.00	67.34	.00	.00	.00	67.34
	TOTAL	.371500	2,405.44	.00	7,594.42	.00	9,999.86	1,447.90	.00	.00	11,447.76
1988	M & O	.358000	1,976.77	.00	6,451.79	.00	8,428.56	1,229.10	.00	.00	9,657.66
	I & S	.003500	19.37	.00	63.08	.00	82.45	.00	.00	.00	82.45
	TOTAL	.361500	1,996.14	.00	6,514.87	.00	8,511.01	1,229.10	.00	.00	9,740.11
1987	M & O	.277800	1,037.80	.00	3,591.07	.00	4,628.87	693.72	.00	.00	5,322.59
	I & S	.000000	.00	.00	.00	.00	.00	.00	.00	.00	.00
	TOTAL	.277800	1,037.80	.00	3,591.07	.00	4,628.87	693.72	.00	.00	5,322.59
1986	M & O	.268300	427.07	.00	1,526.98	.00	1,954.05	294.18	.00	.00	2,248.23
	I & S	.001000	1.57	.00	5.70	.00	7.27	.00	.00	.00	7.27
	TOTAL	.269300	428.64	.00	1,532.68	.00	1,961.32	294.18	.00	.00	2,255.50
1985	M & O	.232000	263.68	.00	972.54	.00	1,236.22	187.84	.00	.00	1,424.06
	I & S	.003000	3.42	.00	12.57	.00	15.99	.00	.00	.00	15.99
	TOTAL	.235000	267.10	.00	985.11	.00	1,252.21	187.84	.00	.00	1,440.05
1984	M & O	.334000	86.67	.00	329.53	.00	416.20	62.98	.00	.00	479.18
	I & S	.003000	.77	.00	2.96	.00	3.73	.00	.00	.00	3.73
	TOTAL	.337000	87.44	.00	332.49	.00	419.93	62.98	.00	.00	482.91
1983	M & O	.348000	203.89	.00	771.78	.00	975.67	128.81	.00	.00	1,104.48
	I & S	.005000	2.94	.00	11.07	.00	14.01	.00	.00	.00	14.01
	TOTAL	.353000	206.83	.00	782.85	.00	989.68	128.81	.00	.00	1,118.49
1981	M & O	.334000	5.62	.00	23.56	.00	29.18	4.38	.00	.00	33.56
	I & S	.000000	.00	.00	.00	.00	.00	.00	.00	.00	.00
	TOTAL	.334000	5.62	.00	23.56	.00	29.18	4.38	.00	.00	33.56
1980	M & O	.300000	.66	.00	2.79	.00	3.45	.52	.00	.00	3.97
	I & S	.000000	.00	.00	.00	.00	.00	.00	.00	.00	.00
	TOTAL	.300000	.66	.00	2.79	.00	3.45	.52	.00	.00	3.97

YEAR	FUND	TAX RATE	LEVY PAID	DISCOUNT GIVEN	PENALTY INTEREST	TIF AMOUNT	DISBURSE TOTAL	ATTORNEY	OTHER FEES	REFUND AMOUNT	PAYMENT AMOUNT
ALL	M & O		158,261,140.45	.00	4,853,489.05	4,101,916.63-	159,012,712.87	1,854,585.58	.00	.00	164,969,215.08
ALL	I & S		20,372,229.43	.00	603,449.40	527,351.26-	20,448,327.57	.00	.00	.00	20,975,678.83
ALL	TOTAL		178,633,369.88	.00	5,456,938.45	4,629,267.89-	179,461,040.44	1,854,585.58	.00	.00	185,944,893.91
DLQ	M & O		8,899,017.87	.00	3,319,604.56	196,954.60-	12,021,667.83	1,793,310.71	.00	.00	14,011,933.14
DLQ	I & S		1,076,665.71	.00	405,294.76	22,882.51-	1,459,077.96	.00	.00	.00	1,481,960.47
DLQ	TOTAL		9,975,683.58	.00	3,724,899.32	219,837.11-	13,480,745.79	1,793,310.71	.00	.00	15,493,893.61
CURR	M & O		149,362,122.58	.00	1,533,884.49	3,904,962.03-	146,991,045.04	61,274.87	.00	.00	150,957,281.94
CURR	I & S		19,295,563.72	.00	198,154.64	504,468.75-	18,989,249.61	.00	.00	.00	19,493,718.36
CURR	TOTAL		168,657,686.30	.00	1,732,039.13	4,409,430.78-	165,980,294.65	61,274.87	.00	.00	170,451,000.30

PART 2

**ROAD/STATE ANNUAL TAX COLLECTIONS
REPORT**

**PABLO "PAUL" VILLARREAL JR., TAX ASSR & COLL
HIDALGO COUNTY ENTITIES ANNUAL TAX REPORT
JULY 01, 2015 THRU JUNE 30, 2016**

TAX COLLECTIONS	BASE	PEN & INT	ATTY FEE	
ROAD DIST #2 DELINQUENT TOTALS	-	-	-	-
ROAD DIST #5 DELINQUENT TOTALS	344.85	894.25	181.67	1,420.77
ROAD DIST #11 DELINQUENT TOTALS	-	-	-	-
ROAD DIST #15 DELINQUENT TOTALS	35.76	122.87	22.51	181.14
STATE DIST DELINQUENT TOTALS	-	-	-	-
SPECIAL INVENTORY VARIANCE OTHER REVENUE TOTALS			-	-
TOTAL COLLECTED 2015-2016 HIDALGO COUNTY ENTITIES				1,601.91

DISBURSEMENTS

ATTORNEY FEES	204.18
PRIOR YEAR REFUNDS	-

RECAP


TOTAL DELINQUENT BASE	380.61
TOTAL PENALTY & INTEREST	1,017.12
TOTAL TAX COLLECTIONS	1,397.73
TOTAL ATTORNEY FEES	204.18
OTHER REVENUE TOTALS	-

DISBURSEMENTS (CONT')

TOTAL	1,601.91	
LESS REFUNDS DISBURSED THRU FISCAL YEAR	-	
TOTAL COLLECTED 2015/2016	1,601.91	
LESS ATTY FEE	204.18	
TOTAL REVENUE DISBURSED TO HIDALGO COUNTY ENTITIES		<u>1,397.73</u>
TOTAL DISBURSED 2015-2016 HIDALGO COUNTY ENTITIES		<u>1,601.91</u>
	DIFF.	-

AFFIDAVIT


I, PABLO "PAUL" VILLARREAL JR., TAX ASSESSOR-COLLECTOR OF TAXES FOR HIDALGO COUNTY ENTITIES, DO SOLEMNLY SWEAR THAT THE ABOVE STATEMENT OF TAXES COLLECTED BY ME FOR THE FISCAL YEAR ENDING 2015-2016 IS CORRECT.


ASSESSOR-COLLECTOR OF TAXES FOR HIDALGO COUNTY ENTITIES

SWORN AND SUBSCRIBED BEFORE ME THIS 8TH DAY OF AUGUST 2016




NOTARY PUBLIC, HIDALGO COUNTY, TEXAS



YEAR	FUND	TAX RATE	LEVY PAID	DISCOUNT GIVEN	PENALTY INTEREST	TIF AMOUNT	DISBURSE TOTAL	ATTORNEY	OTHER FEES	REFUND AMOUNT	PAYMENT AMOUNT
1999	M & O	.000000	.00	.00	.00	.00	.00	16.09	.00	.00	16.09
	I & S	.010900	40.33	.00	76.89	.00	117.22	.00	.00	.00	117.22
	TOTAL	.010900	40.33	.00	76.89	.00	117.22	16.09	.00	.00	133.31
1998	M & O	.000000	.00	.00	.00	.00	.00	20.35	.00	.00	20.35
	I & S	.019500	44.92	.00	94.72	.00	139.64	.00	.00	.00	139.64
	TOTAL	.019500	44.92	.00	94.72	.00	139.64	20.35	.00	.00	159.99
1997	M & O	.000000	.00	.00	.00	.00	.00	18.67	.00	.00	18.67
	I & S	.023000	38.72	.00	87.13	.00	125.85	.00	.00	.00	125.85
	TOTAL	.023000	38.72	.00	87.13	.00	125.85	18.67	.00	.00	144.52
1996	M & O	.000000	.00	.00	.00	.00	.00	26.81	.00	.00	26.81
	I & S	.025000	55.46	.00	129.80	.00	185.26	.00	.00	.00	185.26
	TOTAL	.025000	55.46	.00	129.80	.00	185.26	26.81	.00	.00	212.07
1995	M & O	.000000	.00	.00	.00	.00	.00	15.00	.00	.00	15.00
	I & S	.025000	28.59	.00	71.68	.00	100.27	.00	.00	.00	100.27
	TOTAL	.025000	28.59	.00	71.68	.00	100.27	15.00	.00	.00	115.27
1994	M & O	.000000	.00	.00	.00	.00	.00	13.76	.00	.00	13.76
	I & S	.020000	26.92	.00	68.47	.00	95.39	.00	.00	.00	95.39
	TOTAL	.020000	26.92	.00	68.47	.00	95.39	13.76	.00	.00	109.15
1993	M & O	.000000	.00	.00	.00	.00	.00	10.04	.00	.00	10.04
	I & S	.020000	18.33	.00	49.43	.00	67.76	.00	.00	.00	67.76
	TOTAL	.020000	18.33	.00	49.43	.00	67.76	10.04	.00	.00	77.80
1992	M & O	.000000	.00	.00	.00	.00	.00	6.97	.00	.00	6.97
	I & S	.020000	12.04	.00	34.34	.00	46.38	.00	.00	.00	46.38
	TOTAL	.020000	12.04	.00	34.34	.00	46.38	6.97	.00	.00	53.35
1991	M & O	.000000	.00	.00	.00	.00	.00	3.70	.00	.00	3.70
	I & S	.010000	6.17	.00	18.42	.00	24.59	.00	.00	.00	24.59
	TOTAL	.010000	6.17	.00	18.42	.00	24.59	3.70	.00	.00	28.29
1990	M & O	.010000	3.51	.00	10.82	.00	14.33	2.17	.00	.00	16.50
	I & S	.000000	.00	.00	.00	.00	.00	.00	.00	.00	.00
	TOTAL	.010000	3.51	.00	10.82	.00	14.33	2.17	.00	.00	16.50
1989	M & O	.020000	4.48	.00	14.15	.00	18.63	2.78	.00	.00	21.41
	I & S	.000000	.00	.00	.00	.00	.00	.00	.00	.00	.00
	TOTAL	.020000	4.48	.00	14.15	.00	18.63	2.78	.00	.00	21.41
1988	M & O	.000000	.00	.00	.00	.00	.00	3.78	.00	.00	3.78
	I & S	.020000	6.24	.00	20.06	.00	26.30	.00	.00	.00	26.30
	TOTAL	.020000	6.24	.00	20.06	.00	26.30	3.78	.00	.00	30.08

YEAR	FUND	TAX RATE	LEVY PAID	DISCOUNT GIVEN	PENALTY INTEREST	TIF AMOUNT	DISBURSE TOTAL	ATTORNEY	OTHER FEES	REFUND AMOUNT	PAYMENT AMOUNT
1999	M & O	.000000	.00	.00	.00	.00	.00	16.09	.00	.00	16.09
	I & S	.010900	40.33	.00	76.89	.00	117.22	.00	.00	.00	117.22
	TOTAL	.010900	40.33	.00	76.89	.00	117.22	16.09	.00	.00	133.31
1998	M & O	.000000	.00	.00	.00	.00	.00	20.35	.00	.00	20.35
	I & S	.019500	44.92	.00	94.72	.00	139.64	.00	.00	.00	139.64
	TOTAL	.019500	44.92	.00	94.72	.00	139.64	20.35	.00	.00	159.99
1997	M & O	.000000	.00	.00	.00	.00	.00	18.67	.00	.00	18.67
	I & S	.023000	38.72	.00	87.13	.00	125.85	.00	.00	.00	125.85
	TOTAL	.023000	38.72	.00	87.13	.00	125.85	18.67	.00	.00	144.52
1996	M & O	.000000	.00	.00	.00	.00	.00	26.81	.00	.00	26.81
	I & S	.025000	55.46	.00	129.80	.00	185.26	.00	.00	.00	185.26
	TOTAL	.025000	55.46	.00	129.80	.00	185.26	26.81	.00	.00	212.07
1995	M & O	.000000	.00	.00	.00	.00	.00	15.00	.00	.00	15.00
	I & S	.025000	28.59	.00	71.68	.00	100.27	.00	.00	.00	100.27
	TOTAL	.025000	28.59	.00	71.68	.00	100.27	15.00	.00	.00	115.27
1994	M & O	.000000	.00	.00	.00	.00	.00	13.76	.00	.00	13.76
	I & S	.020000	26.92	.00	68.47	.00	95.39	.00	.00	.00	95.39
	TOTAL	.020000	26.92	.00	68.47	.00	95.39	13.76	.00	.00	109.15
1993	M & O	.000000	.00	.00	.00	.00	.00	10.04	.00	.00	10.04
	I & S	.020000	18.33	.00	49.43	.00	67.76	.00	.00	.00	67.76
	TOTAL	.020000	18.33	.00	49.43	.00	67.76	10.04	.00	.00	77.80
1992	M & O	.000000	.00	.00	.00	.00	.00	6.97	.00	.00	6.97
	I & S	.020000	12.04	.00	34.34	.00	46.38	.00	.00	.00	46.38
	TOTAL	.020000	12.04	.00	34.34	.00	46.38	6.97	.00	.00	53.35
1991	M & O	.000000	.00	.00	.00	.00	.00	3.70	.00	.00	3.70
	I & S	.010000	6.17	.00	18.42	.00	24.59	.00	.00	.00	24.59
	TOTAL	.010000	6.17	.00	18.42	.00	24.59	3.70	.00	.00	28.29
1990	M & O	.010000	3.51	.00	10.82	.00	14.33	2.17	.00	.00	16.50
	I & S	.000000	.00	.00	.00	.00	.00	.00	.00	.00	.00
	TOTAL	.010000	3.51	.00	10.82	.00	14.33	2.17	.00	.00	16.50
1989	M & O	.020000	4.48	.00	14.15	.00	18.63	2.78	.00	.00	21.41
	I & S	.000000	.00	.00	.00	.00	.00	.00	.00	.00	.00
	TOTAL	.020000	4.48	.00	14.15	.00	18.63	2.78	.00	.00	21.41
1988	M & O	.000000	.00	.00	.00	.00	.00	3.78	.00	.00	3.78
	I & S	.020000	6.24	.00	20.06	.00	26.30	.00	.00	.00	26.30
	TOTAL	.020000	6.24	.00	20.06	.00	26.30	3.78	.00	.00	30.08

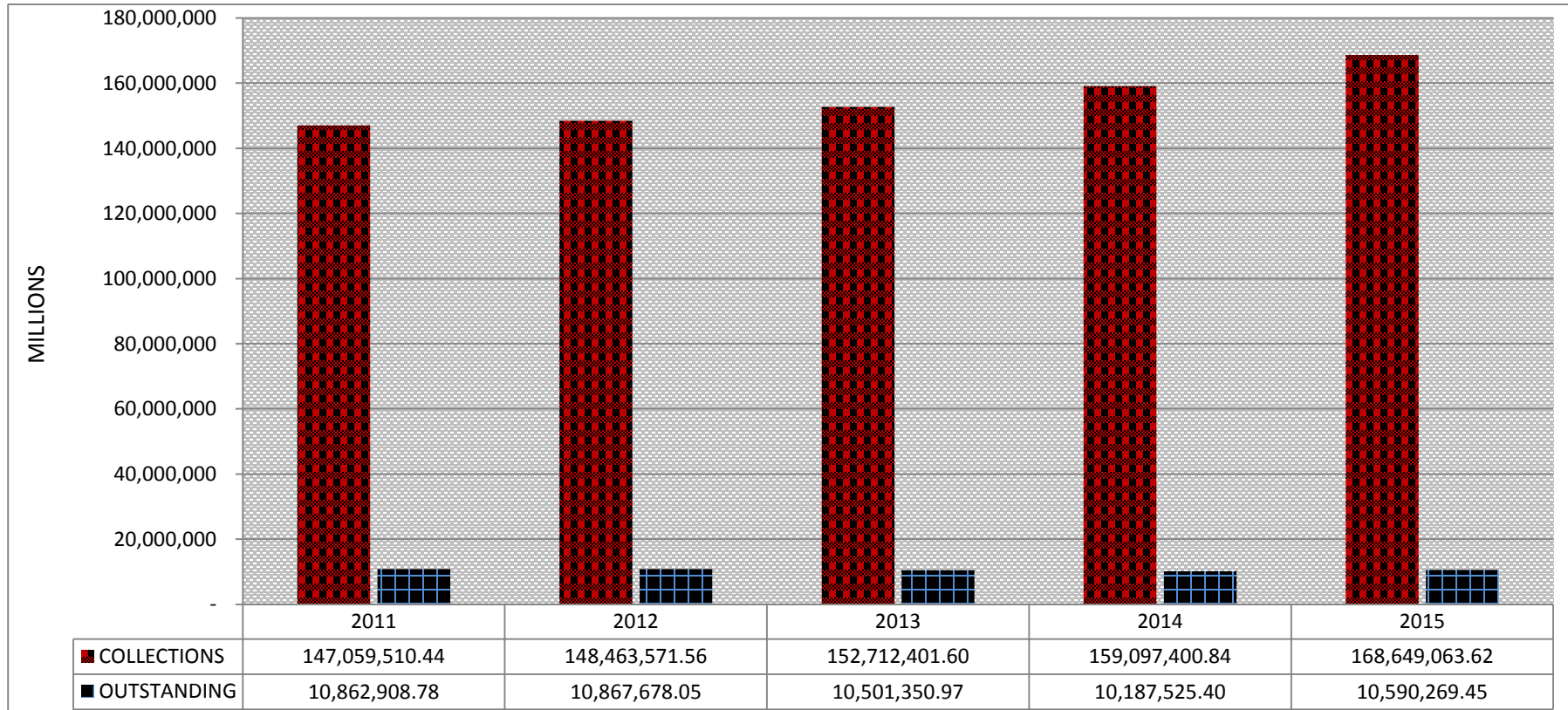
PART 3

CURRENT/DELINQUENT COLLECTIONS REPORT

**PABLO "PAUL" VILLARREAL JR., ASSESSOR/COLLECTOR
HIDALGO COUNTY
TAX COLLECTION REPORT**


<u>AD VALOREM - HIDALGO COUNTY</u>	<u>2015-2016</u>	<u>2014-2015</u>	<u>DIFFERENCE</u>
<u>2015 CURRENT</u>			
ORIGINAL LEVY	178,719,088.17	167,256,801.76	11,462,286.41
MODIFICATIONS	520,244.90	2,028,124.48	(1,507,879.58)
CURRENT LEVY	179,239,333.07	169,284,926.24	9,954,406.83
CURRENT COLLECTIONS THIS MONTH	1,772,636.91	1,669,749.00	102,887.91
CURRENT COLLECTIONS TO DATE	168,649,063.62	159,097,400.84	9,551,662.78
OUTSTANDING TO DATE	10,590,269.45	10,187,525.40	402,744.05
PERCENT COLLECTED/ORIGINAL	94.37%	95.12%	-0.75%
PERCENT COLLECTED/MODIFIED	94.09%	93.98%	0.11%
 TOTAL COLLECTIONS FISCAL YEAR	 168,649,063.62	 159,097,400.84	

HIDALGO COUNTY CURRENT TAX COLLECTION 5-YEAR COMPARISON CHART JULY 1ST - JUNE 30TH



YEAR	ORIGINAL LEVY	MODIFICATIONS	ADJUSTED LEVY	COLLECTIONS	OUTSTANDING	PERCENT
2011	158,157,251.97	(234,832.75)	157,922,419.22	147,059,510.44	10,862,908.78	93.12%
2012	159,570,083.70	(238,834.09)	159,331,249.61	148,463,571.56	10,867,678.05	93.18%
2013	163,168,241.08	45,511.49	163,213,752.57	152,712,401.60	10,501,350.97	93.57%
2014	167,256,801.76	2,028,124.48	169,284,926.24	159,097,400.84	10,187,525.40	93.98%
2015	178,719,088.17	520,244.90	179,239,333.07	168,649,063.62	10,590,269.45	94.09%

HIDALGO COUNTY
2015 CURRENT TAX COLLECTION
JULY 1ST - JUNE 30TH

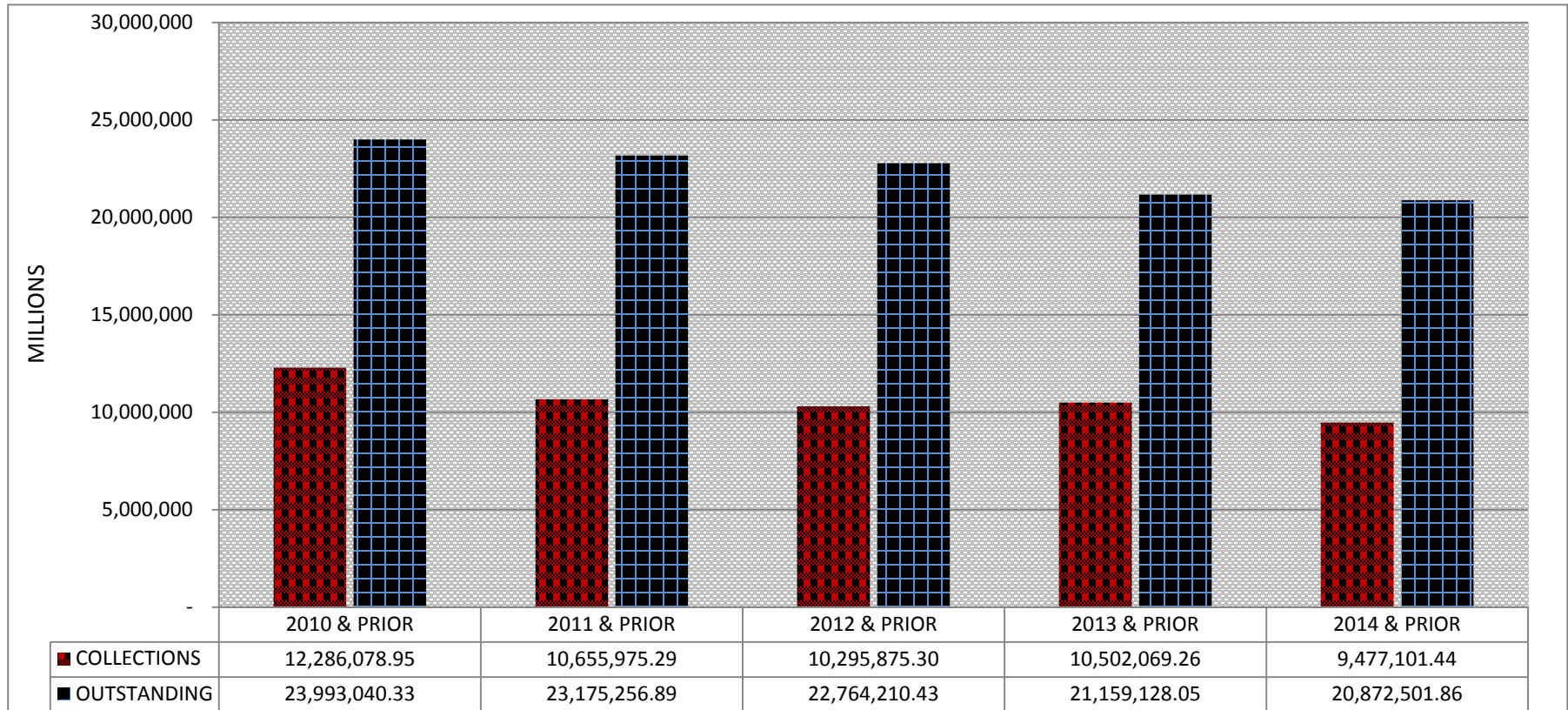


YEAR	ORIGINAL LEVY	MODIFICATIONS	ADJUSTED LEVY	COLLECTIONS	OUTSTANDING	PERCENT
2015	178,719,088.17	520,244.90	179,239,333.07	168,649,063.62	10,590,269.45	94.09%

**PABLO "PAUL" VILLARREAL JR., ASSESSOR/COLLECTOR
HIDALGO COUNTY
TAX COLLECTION REPORT**

<u>AD VALOREM - HIDALGO COUNTY</u>	<u>2014 & PRIOR</u>	<u>2013 & PRIOR</u>	<u>DIFFERENCE</u>
<u>DELINQUENT</u>			
ORIGINAL LEVY	31,346,653.45	33,265,561.40	(1,918,907.95)
MODIFICATIONS	(997,050.15)	(1,604,364.09)	607,313.94
DELINQUENT LEVY	30,349,603.30	31,661,197.31	(1,311,594.01)
DELINQUENT COLLECTIONS THIS MONTH	468,829.78	630,407.50	(161,577.72)
DELINQUENT COLLECTIONS TO DATE	9,477,101.44	10,502,069.26	(1,024,967.82)
OUTSTANDING TO DATE	20,872,501.86	21,159,128.05	(286,626.19)
PERCENT COLLECTED/ORIGINAL	30.23%	31.57%	-1.34%
PERCENT COLLECTED/MODIFIED	31.23%	33.17%	-1.94%
 TOTAL COLLECTIONS FISCAL YEAR	 9,477,101.44	 10,502,069.26	

HIDALGO COUNTY DELINQUENT TAX COLLECTION 5-YEAR COMPARISON CHART JULY 1ST - JUNE 30TH



YEAR	ORIGINAL LEVY	MODIFICATIONS	ADJUSTED LEVY	COLLECTIONS	OUTSTANDING	PERCENT
2010 & PRIOR	37,265,712.35	(986,593.07)	36,279,119.28	12,286,078.95	23,993,040.33	33.87%
2011 & PRIOR	34,855,949.11	(1,024,716.93)	33,831,232.18	10,655,975.29	23,175,256.89	31.50%
2012 & PRIOR	34,042,934.94	(982,849.21)	33,060,085.73	10,295,875.30	22,764,210.43	31.14%
2013 & PRIOR	33,265,561.40	(1,604,364.09)	31,661,197.31	10,502,069.26	21,159,128.05	33.17%
2014 & PRIOR	31,346,653.45	(997,050.16)	30,349,603.30	9,477,101.44	20,872,501.86	31.23%

PABLO "PAUL" VILLARREAL JR., ASSESSOR/COLLECTOR
HIDALGO COUNTY
TAX COLLECTION REPORT

<u>AD VALOREM - HIDALGO COUNTY</u>	<u>2015-2016</u>	<u>2014-2015</u>	<u>DIFFERENCE</u>
<u>ROLLBACK</u>			
ORIGINAL LEVY	100,394.43	244,763.41	(144,368.98)
MODIFICATIONS	638,133.56	433,550.37	204,583.19
ROLLBACK LEVY	738,527.99	678,313.78	60,214.21
ROLLBACK COLLECTIONS THIS MONTH	42,919.25	25,269.91	17,649.34
ROLLBACK COLLECTIONS TO DATE	507,204.82	577,919.35	(70,714.53)
OUTSTANDING TO DATE	231,323.17	100,394.43	130,928.74
PERCENT COLLECTED/ORIGINAL	505.21%	236.11%	269.10%
PERCENT COLLECTED/MODIFIED	68.68%	85.20%	-16.52%
 TOTAL COLLECTIONS FISCAL YEAR	 507,204.82	 577,919.35	

PART 4

RECAP REPORT

JURISDICTION: 0001 HIDALGO COUNTY

	CERT TAXABLE VALUE	ADJUSTMENTS	ADJ TAX VALUE	TAX RATE	TAX LEVY	PAID ACCTS
CURRENT YEAR	30,650,388,814	91,249,493	30,741,638,307	0.590000	179,239,333.07	302,074

YEAR	TAXES DUE	MONTH ADJ	ADJUSTMENT YTD	LEVY PAID	PAID YTD	BALANCE	COLL %	YTD UNCOLL
2015	178,719,088.17	520,244.90	520,244.90	168,649,063.62	168,649,063.62	10,590,269.45	94.09	9,008.09-
	ADJUSTMENT REFUNDS	241,208.91-	241,208.91-					
2014	10,187,525.40	308,672.57-	308,672.57-	5,350,777.18	5,350,777.18	4,528,075.65	54.16	37,331.52-
	ADJUSTMENT REFUNDS	228,622.78-	228,622.78-					
2013	4,522,590.15	93,124.80-	93,124.80-	1,509,408.46	1,509,408.46	2,920,056.89	34.08	36,808.06-
	ADJUSTMENT REFUNDS	53,280.41-	53,280.41-					
2012	3,061,280.86	55,006.60-	55,006.60-	777,680.10	777,680.10	2,228,594.16	25.87	37,058.09-
	ADJUSTMENT REFUNDS	21,806.70-	21,806.70-					
2011	2,293,511.26	59,955.35-	59,955.35-	458,901.42	458,901.42	1,774,654.49	20.55	39,073.67-
	ADJUSTMENT REFUNDS	20,350.68-	20,350.68-					
2010	2,022,234.48	151,321.19-	151,321.19-	336,307.43	336,307.43	1,534,605.86	17.98	40,061.79-
	ADJUSTMENT REFUNDS	14,944.44-	14,944.44-					
2009	1,647,950.93	56,680.61-	56,680.61-	255,818.01	255,818.01	1,335,452.31	16.08	38,094.39-
	ADJUSTMENT REFUNDS	9,658.35-	9,658.35-					
2008	1,344,785.31	46,977.75-	46,977.75-	184,968.49	184,968.49	1,112,839.07	14.25	37,743.40-
	ADJUSTMENT REFUNDS	727.93-	727.93-					
2007	1,133,601.13	37,924.13-	37,924.13-	134,374.79	134,374.79	961,302.21	12.26	26,321.43-
	ADJUSTMENT REFUNDS	750.67-	750.67-					
2006	897,825.06	28,698.81-	28,698.81-	99,089.91	99,089.91	770,036.34	11.40	25,637.21-
	ADJUSTMENT REFUNDS	427.03-	427.03-					
2005	753,552.00	23,955.03-	23,955.03-	76,169.43	76,169.43	653,427.54	10.44	21,200.83-
	ADJUSTMENT REFUNDS	191.89-	191.89-					
2004	668,126.12	20,967.02-	20,967.02-	64,021.35	64,021.35	583,137.75	9.89	18,145.46-
	ADJUSTMENT REFUNDS	185.71-	185.71-					
2003	511,672.89	16,522.08-	16,522.08-	48,014.83	48,014.83	447,135.98	9.70	15,281.81-
	ADJUSTMENT REFUNDS	77.98-	77.98-					
2002	459,248.89	15,217.35-	15,217.35-	37,980.52	37,980.52	406,051.02	8.55	13,335.30-
	ADJUSTMENT REFUNDS	40.51-	40.51-					
2001	351,090.39	10,199.34-	10,199.34-	27,311.92	27,311.92	313,579.13	8.01	8,526.68-
	ADJUSTMENT REFUNDS	35.66-	35.66-					
2000	309,718.14	9,850.65-	9,850.65-	24,671.99	24,671.99	275,195.50	8.23	7,374.56-
	ADJUSTMENT REFUNDS	34.38-	34.38-					
1999	217,894.27	7,099.79-	7,099.79-	16,007.05	16,007.05	194,787.43	7.59	5,847.08-
1998	194,527.91	5,565.84-	5,565.84-	13,194.87	13,194.87	175,767.20	6.98	5,256.03-
	ADJUSTMENT REFUNDS	26.68-	26.68-					
1997	171,758.13	4,604.36-	4,604.36-	12,986.99	12,986.99	154,166.78	7.77	4,266.65-
1996	140,112.84	5,649.66-	5,649.66-	10,794.23	10,794.23	123,668.95	8.03	5,331.14-
1995	121,801.44	3,136.06-	3,136.06-	9,468.00	9,468.00	109,197.38	7.98	2,825.76-
1994	335,845.85	35,921.16-	35,921.16-	29,154.47	29,154.47	270,770.22	9.72	5,760.66-
****	210,065,741.62	476,805.25-	476,805.25-	178,126,165.06	178,126,165.06	31,462,771.31		440,289.61-
	ADJUSTMENT REFUNDS	592,370.71-	592,370.71-					

FISCAL START: 07/01/2015 END: 06/30/2016 JURISDICTION: 0001 HIDALGO COUNTY

	CERT TAXABLE VALUE	ADJUSTMENTS	ADJ TAX VALUE	TAX RATE	TAX LEVY	PAID ACCTS
CURRENT YEAR	30,650,388,814	91,249,493	30,741,638,307	00.590000	179,239,333.07	302,074

YEAR	TAXES DUE	MONTH ADJ	ADJUSTMENT YTD	LEVY PAID	PAID YTD	BALANCE	COLL %	YTD UNCOLL
2015	178,719,088.17	520,244.90	520,244.90	168,649,063.62	168,649,063.62	10,590,269.45	94.09	9,008.09-
2014	10,187,525.40	308,672.57-	308,672.57-	5,350,777.18	5,350,777.18	4,528,075.65	54.16	37,331.52-
2013	4,522,590.15	93,124.80-	93,124.80-	1,509,408.46	1,509,408.46	2,920,056.89	34.08	36,808.06-
2012	3,061,280.86	55,006.60-	55,006.60-	777,680.10	777,680.10	2,228,594.16	25.87	37,058.09-
2011	2,293,511.26	59,955.35-	59,955.35-	458,901.42	458,901.42	1,774,654.49	20.55	39,073.67-
2010	2,022,234.48	151,321.19-	151,321.19-	336,307.43	336,307.43	1,534,605.86	17.98	40,061.79-
2009	1,647,950.93	56,680.61-	56,680.61-	255,818.01	255,818.01	1,335,452.31	16.08	38,094.39-
2008	1,344,785.31	46,977.75-	46,977.75-	184,968.49	184,968.49	1,112,839.07	14.25	37,743.40-
2007	1,133,601.13	37,924.13-	37,924.13-	134,374.79	134,374.79	961,302.21	12.26	26,321.43-
2006	897,825.06	28,698.81-	28,698.81-	99,089.91	99,089.91	770,036.34	11.40	25,637.21-
2005	753,552.00	23,955.03-	23,955.03-	76,169.43	76,169.43	653,427.54	10.44	21,200.83-
2004	668,126.12	20,967.02-	20,967.02-	64,021.35	64,021.35	583,137.75	9.89	18,145.46-
2003	511,672.89	16,522.08-	16,522.08-	48,014.83	48,014.83	447,135.98	9.70	15,281.81-
2002	459,248.89	15,217.35-	15,217.35-	37,980.52	37,980.52	406,051.02	8.55	13,335.30-
2001	351,090.39	10,199.34-	10,199.34-	27,311.92	27,311.92	313,579.13	8.01	8,526.68-
2000	309,718.14	9,850.65-	9,850.65-	24,671.99	24,671.99	275,195.50	8.23	7,374.56-
1999	217,894.27	7,099.79-	7,099.79-	16,007.05	16,007.05	194,787.43	7.59	5,847.08-
1998	194,527.91	5,565.84-	5,565.84-	13,194.87	13,194.87	175,767.20	6.98	5,256.03-
1997	171,758.13	4,604.36-	4,604.36-	12,986.99	12,986.99	154,166.78	7.77	4,266.65-
1996	140,112.84	5,649.66-	5,649.66-	10,794.23	10,794.23	123,668.95	8.03	5,331.14-
1995	121,801.44	3,136.06-	3,136.06-	9,468.00	9,468.00	109,197.38	7.98	2,825.76-
1994	335,845.85	35,921.16-	35,921.16-	29,154.47	29,154.47	270,770.22	9.72	5,760.66-
****	210,065,741.62	476,805.25-	476,805.25-	178,126,165.06	178,126,165.06	31,462,771.31		440,289.61-

JURISDICTION: 0001 HIDALGO COUNTY

	CERT TAXABLE VALUE	ADJUSTMENTS	ADJ TAX VALUE	TAX RATE	TAX LEVY	PAID ACCTS
CURRENT YEAR	0	0	0	0.590000	36,622.97	4

YEAR	TAXES DUE	MONTH ADJ	ADJUSTMENT YTD	LEVY PAID	PAID YTD	BALANCE	COLL %	YTD UNCOLL
2015	0.00	36,622.97	36,622.97	8,622.68	8,622.68	28,000.29	23.54	0.00
ADJUSTMENT REFUNDS		241,208.91-	241,208.91-					
2014	11,227.48	107,898.88	107,898.88	77,325.25	77,325.25	41,801.11	64.91	0.00
ADJUSTMENT REFUNDS		228,622.78-	228,622.78-					
2013	16,377.25	135,305.00	135,305.00	108,227.79	108,227.79	43,454.46	71.35	0.00
ADJUSTMENT REFUNDS		53,280.41-	53,280.41-					
2012	17,668.76	130,638.17	130,638.17	104,148.42	104,148.42	44,158.51	70.22	0.00
ADJUSTMENT REFUNDS		21,806.70-	21,806.70-					
2011	21,273.16	150,633.42	150,633.42	113,600.75	113,600.75	58,305.83	66.08	0.00
ADJUSTMENT REFUNDS		20,350.68-	20,350.68-					
2010	21,372.71	77,035.12	77,035.12	89,572.32	89,572.32	8,835.51	91.02	0.00
ADJUSTMENT REFUNDS		14,944.44-	14,944.44-					
2009	7,003.59	.00	0.00	5,336.47	5,336.47	1,667.12	76.20	0.00
ADJUSTMENT REFUNDS		9,658.35-	9,658.35-					
2008	1,744.56	.00	0.00	107.85	107.85	1,636.71	6.18	0.00
ADJUSTMENT REFUNDS		727.93-	727.93-					
2007	1,340.77	.00	0.00	45.46	45.46	1,295.31	3.39	0.00
ADJUSTMENT REFUNDS		750.67-	750.67-					
2006	531.02	.00	0.00	217.83	217.83	313.19	41.02	0.00
ADJUSTMENT REFUNDS		427.03-	427.03-					
2005	317.47	.00	0.00	0.00	0.00	317.47		0.00
ADJUSTMENT REFUNDS		191.89-	191.89-					
2004	337.67	.00	0.00	0.00	0.00	337.67		0.00
ADJUSTMENT REFUNDS		185.71-	185.71-					
2003	248.87	.00	0.00	0.00	0.00	248.87		0.00
ADJUSTMENT REFUNDS		77.98-	77.98-					
2002	100.56	.00	0.00	0.00	0.00	100.56		0.00
ADJUSTMENT REFUNDS		40.51-	40.51-					
2001	0.00	.00	0.00	0.00	0.00	0.00		0.00
ADJUSTMENT REFUNDS		35.66-	35.66-					
1994	850.56	.00	0.00	0.00	0.00	850.56		0.00
****	100,394.43	638,133.56	638,133.56	507,204.82	507,204.82	231,323.17		0.00
ADJUSTMENT REFUNDS		592,309.65-	592,309.65-					

FISCAL START: 07/01/2015 END: 06/30/2016 JURISDICTION: 0001 HIDALGO COUNTY

	CERT TAXABLE VALUE	ADJUSTMENTS	ADJ TAX VALUE	TAX RATE	TAX LEVY	PAID ACCTS
CURRENT YEAR	0	0	0	00.590000	36,622.97	4

YEAR	TAXES DUE	MONTH ADJ	ADJUSTMENT YTD	LEVY PAID	PAID YTD	BALANCE	COLL %	YTD UNCOLL
2015	0.00	36,622.97	36,622.97	8,622.68	8,622.68	28,000.29	23.54	0.00
2014	11,227.48	107,898.88	107,898.88	77,325.25	77,325.25	41,801.11	64.91	0.00
2013	16,377.25	135,305.00	135,305.00	108,227.79	108,227.79	43,454.46	71.35	0.00
2012	17,668.76	130,638.17	130,638.17	104,148.42	104,148.42	44,158.51	70.22	0.00
2011	21,273.16	150,633.42	150,633.42	113,600.75	113,600.75	58,305.83	66.08	0.00
2010	21,372.71	77,035.12	77,035.12	89,572.32	89,572.32	8,835.51	91.02	0.00
2009	7,003.59	.00	0.00	5,336.47	5,336.47	1,667.12	76.20	0.00
2008	1,744.56	.00	0.00	107.85	107.85	1,636.71	6.18	0.00
2007	1,340.77	.00	0.00	45.46	45.46	1,295.31	3.39	0.00
2006	531.02	.00	0.00	217.83	217.83	313.19	41.02	0.00
2005	317.47	.00	0.00	0.00	0.00	317.47		0.00
2004	337.67	.00	0.00	0.00	0.00	337.67		0.00
2003	248.87	.00	0.00	0.00	0.00	248.87		0.00
2002	100.56	.00	0.00	0.00	0.00	100.56		0.00
2001	0.00	.00	0.00	0.00	0.00	0.00		0.00
1994	850.56	.00	0.00	0.00	0.00	850.56		0.00
****	100,394.43	638,133.56	638,133.56	507,204.82	507,204.82	231,323.17		0.00

JURISDICTION: 0001 HIDALGO COUNTY

	CERT TAXABLE VALUE	ADJUSTMENTS	ADJ TAX VALUE	TAX RATE	TAX LEVY	PAID ACCTS
CURRENT YEAR	30,650,388,814	91,249,493	30,741,638,307	0.590000	179,275,956.04	302,078

YEAR	TAXES DUE	MONTH ADJ	ADJUSTMENT YTD	LEVY PAID	PAID YTD	BALANCE	COLL %	YTD UNCOLL
2015	178,719,088.17	556,867.87	556,867.87	168,657,686.30	168,657,686.30	10,618,269.74	94.08	9,008.09-
	ADJUSTMENT REFUNDS	241,208.91-	241,208.91-					
2014	10,198,752.88	200,773.69-	200,773.69-	5,428,102.43	5,428,102.43	4,569,876.76	54.29	37,331.52-
	ADJUSTMENT REFUNDS	228,622.78-	228,622.78-					
2013	4,538,967.40	42,180.20	42,180.20	1,617,636.25	1,617,636.25	2,963,511.35	35.31	36,808.06-
	ADJUSTMENT REFUNDS	53,280.41-	53,280.41-					
2012	3,078,949.62	75,631.57	75,631.57	881,828.52	881,828.52	2,272,752.67	27.95	37,058.09-
	ADJUSTMENT REFUNDS	21,806.70-	21,806.70-					
2011	2,314,784.42	90,678.07	90,678.07	572,502.17	572,502.17	1,832,960.32	23.80	39,073.67-
	ADJUSTMENT REFUNDS	20,350.68-	20,350.68-					
2010	2,043,607.19	74,286.07-	74,286.07-	425,879.75	425,879.75	1,543,441.37	21.63	40,061.79-
	ADJUSTMENT REFUNDS	14,944.44-	14,944.44-					
2009	1,654,954.52	56,680.61-	56,680.61-	261,154.48	261,154.48	1,337,119.43	16.34	38,094.39-
	ADJUSTMENT REFUNDS	9,658.35-	9,658.35-					
2008	1,346,529.87	46,977.75-	46,977.75-	185,076.34	185,076.34	1,114,475.78	14.24	37,743.40-
	ADJUSTMENT REFUNDS	727.93-	727.93-					
2007	1,134,941.90	37,924.13-	37,924.13-	134,420.25	134,420.25	962,597.52	12.25	26,321.43-
	ADJUSTMENT REFUNDS	750.67-	750.67-					
2006	898,356.08	28,698.81-	28,698.81-	99,307.74	99,307.74	770,349.53	11.42	25,637.21-
	ADJUSTMENT REFUNDS	427.03-	427.03-					
2005	753,869.47	23,955.03-	23,955.03-	76,169.43	76,169.43	653,745.01	10.44	21,200.83-
	ADJUSTMENT REFUNDS	191.89-	191.89-					
2004	668,463.79	20,967.02-	20,967.02-	64,021.35	64,021.35	583,475.42	9.89	18,145.46-
	ADJUSTMENT REFUNDS	185.71-	185.71-					
2003	511,921.76	16,522.08-	16,522.08-	48,014.83	48,014.83	447,384.85	9.69	15,281.81-
	ADJUSTMENT REFUNDS	77.98-	77.98-					
2002	459,349.45	15,217.35-	15,217.35-	37,980.52	37,980.52	406,151.58	8.55	13,335.30-
	ADJUSTMENT REFUNDS	40.51-	40.51-					
2001	351,090.39	10,199.34-	10,199.34-	27,311.92	27,311.92	313,579.13	8.01	8,526.68-
	ADJUSTMENT REFUNDS	35.66-	35.66-					
2000	309,718.14	9,850.65-	9,850.65-	24,671.99	24,671.99	275,195.50	8.23	7,374.56-
	ADJUSTMENT REFUNDS	34.38-	34.38-					
1999	217,894.27	7,099.79-	7,099.79-	16,007.05	16,007.05	194,787.43	7.59	5,847.08-
1998	194,527.91	5,565.84-	5,565.84-	13,194.87	13,194.87	175,767.20	6.98	5,256.03-
	ADJUSTMENT REFUNDS	26.68-	26.68-					
1997	171,758.13	4,604.36-	4,604.36-	12,986.99	12,986.99	154,166.78	7.77	4,266.65-
1996	140,112.84	5,649.66-	5,649.66-	10,794.23	10,794.23	123,668.95	8.03	5,331.14-
1995	121,801.44	3,136.06-	3,136.06-	9,468.00	9,468.00	109,197.38	7.98	2,825.76-
1994	336,696.41	35,921.16-	35,921.16-	29,154.47	29,154.47	271,620.78	9.69	5,760.66-
****	210,166,136.05	161,328.31	161,328.31	178,633,369.88	178,633,369.88	31,694,094.48		440,289.61-
	ADJUSTMENT REFUNDS	592,370.71-	592,370.71-					

FISCAL START: 07/01/2015 END: 06/30/2016 JURISDICTION: 0001 HIDALGO COUNTY

	CERT TAXABLE VALUE	ADJUSTMENTS	ADJ TAX VALUE	TAX RATE	TAX LEVY	PAID ACCTS
CURRENT YEAR	30,650,388,814	91,249,493	30,741,638,307	00.590000	179,275,956.04	302,078

YEAR	TAXES DUE	MONTH ADJ	ADJUSTMENT YTD	LEVY PAID	PAID YTD	BALANCE	COLL %	YTD UNCOLL
2015	178,719,088.17	556,867.87	556,867.87	168,657,686.30	168,657,686.30	10,618,269.74	94.08	9,008.09-
2014	10,198,752.88	200,773.69-	200,773.69-	5,428,102.43	5,428,102.43	4,569,876.76	54.29	37,331.52-
2013	4,538,967.40	42,180.20	42,180.20	1,617,636.25	1,617,636.25	2,963,511.35	35.31	36,808.06-
2012	3,078,949.62	75,631.57	75,631.57	881,828.52	881,828.52	2,272,752.67	27.95	37,058.09-
2011	2,314,784.42	90,678.07	90,678.07	572,502.17	572,502.17	1,832,960.32	23.80	39,073.67-
2010	2,043,607.19	74,286.07-	74,286.07-	425,879.75	425,879.75	1,543,441.37	21.63	40,061.79-
2009	1,654,954.52	56,680.61-	56,680.61-	261,154.48	261,154.48	1,337,119.43	16.34	38,094.39-
2008	1,346,529.87	46,977.75-	46,977.75-	185,076.34	185,076.34	1,114,475.78	14.24	37,743.40-
2007	1,134,941.90	37,924.13-	37,924.13-	134,420.25	134,420.25	962,597.52	12.25	26,321.43-
2006	898,356.08	28,698.81-	28,698.81-	99,307.74	99,307.74	770,349.53	11.42	25,637.21-
2005	753,869.47	23,955.03-	23,955.03-	76,169.43	76,169.43	653,745.01	10.44	21,200.83-
2004	668,463.79	20,967.02-	20,967.02-	64,021.35	64,021.35	583,475.42	9.89	18,145.46-
2003	511,921.76	16,522.08-	16,522.08-	48,014.83	48,014.83	447,384.85	9.69	15,281.81-
2002	459,349.45	15,217.35-	15,217.35-	37,980.52	37,980.52	406,151.58	8.55	13,335.30-
2001	351,090.39	10,199.34-	10,199.34-	27,311.92	27,311.92	313,579.13	8.01	8,526.68-
2000	309,718.14	9,850.65-	9,850.65-	24,671.99	24,671.99	275,195.50	8.23	7,374.56-
1999	217,894.27	7,099.79-	7,099.79-	16,007.05	16,007.05	194,787.43	7.59	5,847.08-
1998	194,527.91	5,565.84-	5,565.84-	13,194.87	13,194.87	175,767.20	6.98	5,256.03-
1997	171,758.13	4,604.36-	4,604.36-	12,986.99	12,986.99	154,166.78	7.77	4,266.65-
1996	140,112.84	5,649.66-	5,649.66-	10,794.23	10,794.23	123,668.95	8.03	5,331.14-
1995	121,801.44	3,136.06-	3,136.06-	9,468.00	9,468.00	109,197.38	7.98	2,825.76-
1994	336,696.41	35,921.16-	35,921.16-	29,154.47	29,154.47	271,620.78	9.69	5,760.66-
****	210,166,136.05	161,328.31	161,328.31	178,633,369.88	178,633,369.88	31,694,094.48		440,289.61-

TAX COLLECTION SYSTEM
TAX COLLECTOR MONTHLY REPORT
FROM 07/01/2015 TO 06/30/2016

JURISDICTION: 0011 ROAD DISTRICT #02

	CERT TAXABLE VALUE	ADJUSTMENTS	ADJ TAX VALUE	TAX RATE	TAX LEVY	PAID ACCTS
CURRENT YEAR	0	0	0	0.000000	60.90	3

YEAR	TAXES DUE	MONTH ADJ	ADJUSTMENT YTD	LEVY PAID	PAID YTD	BALANCE	COLL %	YTD UNCOLL
1994	60.90	.00	0.00	0.00	0.00	60.90		0.00
****	60.90	.00	0.00	0.00	0.00	60.90		0.00

TAX COLLECTION SYSTEM
 TAX COLLECTOR MONTHLY REPORT
 FROM 07/01/2015 TO 06/30/2016

FISCAL START: 07/01/2015 END: 06/30/2016 JURISDICTION: 0011 ROAD DISTRICT #02

	CERT TAXABLE VALUE	ADJUSTMENTS	ADJ TAX VALUE	TAX RATE	TAX LEVY	PAID ACCTS
CURRENT YEAR	0	0	0	00.000000	60.90	3

YEAR	TAXES DUE	MONTH ADJ	ADJUSTMENT YTD	LEVY PAID	PAID YTD	BALANCE	COLL %	YTD UNCOLL
1994	60.90	.00	0.00	0.00	0.00	60.90		0.00
****	60.90	.00	0.00	0.00	0.00	60.90		0.00

TAX COLLECTION SYSTEM
TAX COLLECTOR MONTHLY REPORT
FROM 07/01/2015 TO 06/30/2016

JURISDICTION: 0011 ROAD DISTRICT #02

	CERT TAXABLE VALUE	ADJUSTMENTS	ADJ TAX VALUE	TAX RATE	TAX LEVY	PAID ACCTS
CURRENT YEAR	0	0	0	0.000000	60.90	3

YEAR	TAXES DUE	MONTH ADJ	ADJUSTMENT YTD	LEVY PAID	PAID YTD	BALANCE	COLL %	YTD UNCOLL
1994	60.90	.00	0.00	0.00	0.00	60.90		0.00
****	60.90	.00	0.00	0.00	0.00	60.90		0.00

TAX COLLECTION SYSTEM
 TAX COLLECTOR MONTHLY REPORT
 FROM 07/01/2015 TO 06/30/2016

FISCAL START: 07/01/2015 END: 06/30/2016 JURISDICTION: 0011 ROAD DISTRICT #02

	CERT TAXABLE VALUE	ADJUSTMENTS	ADJ TAX VALUE	TAX RATE	TAX LEVY	PAID ACCTS
	-----	-----	-----	-----	-----	-----
CURRENT YEAR	0	0	0	00.000000	60.90	3
	-----	-----	-----	-----	-----	-----

YEAR	TAXES DUE	MONTH ADJ	ADJUSTMENT YTD	LEVY PAID	PAID YTD	BALANCE	COLL %	YTD UNCOLL
	-----	-----	-----	-----	-----	-----	-----	-----
1994	60.90	.00	0.00	0.00	0.00	60.90		0.00
****	60.90	.00	0.00	0.00	0.00	60.90		0.00

TAX COLLECTION SYSTEM
TAX COLLECTOR MONTHLY REPORT
FROM 07/01/2015 TO 06/30/2016

JURISDICTION: 0012 ROAD DIST #05

	CERT TAXABLE VALUE	ADJUSTMENTS	ADJ TAX VALUE	TAX RATE	TAX LEVY	PAID ACCTS
CURRENT YEAR	0	0	0	0.010900	776.96	90

YEAR	TAXES DUE	MONTH ADJ	ADJUSTMENT YTD	LEVY PAID	PAID YTD	BALANCE	COLL %	YTD UNCOLL
1999	817.09	40.13-	40.13-	40.33	40.33	736.63	5.19	35.71-
1998	1,208.94	29.36-	29.36-	44.92	44.92	1,134.66	3.81	26.87-
1997	1,171.43	34.56-	34.56-	38.72	38.72	1,098.15	3.41	31.63-
1996	1,054.98	35.26-	35.26-	55.46	55.46	964.26	5.44	32.69-
1995	852.54	27.58-	27.58-	28.59	28.59	796.37	3.47	27.44-
1994	3,692.01	394.75-	394.75-	136.83	136.83	3,160.43	4.15	114.68-
****	8,796.99	561.64-	561.64-	344.85	344.85	7,890.50		269.02-

TAX COLLECTION SYSTEM
 TAX COLLECTOR MONTHLY REPORT
 FROM 07/01/2015 TO 06/30/2016

EXCLUDES AG ROLLBACK

FISCAL START: 07/01/2015 END: 06/30/2016 JURISDICTION: 0012 ROAD DIST #05

	CERT TAXABLE VALUE	ADJUSTMENTS	ADJ TAX VALUE	TAX RATE	TAX LEVY	PAID ACCTS
CURRENT YEAR	0	0	0	00.010900	776.96	90

YEAR	TAXES DUE	MONTH ADJ	ADJUSTMENT YTD	LEVY PAID	PAID YTD	BALANCE	COLL %	YTD UNCOLL
1999	817.09	40.13-	40.13-	40.33	40.33	736.63	5.19	35.71-
1998	1,208.94	29.36-	29.36-	44.92	44.92	1,134.66	3.81	26.87-
1997	1,171.43	34.56-	34.56-	38.72	38.72	1,098.15	3.41	31.63-
1996	1,054.98	35.26-	35.26-	55.46	55.46	964.26	5.44	32.69-
1995	852.54	27.58-	27.58-	28.59	28.59	796.37	3.47	27.44-
1994	3,692.01	394.75-	394.75-	136.83	136.83	3,160.43	4.15	114.68-
****	8,796.99	561.64-	561.64-	344.85	344.85	7,890.50		269.02-

TAX COLLECTION SYSTEM
TAX COLLECTOR MONTHLY REPORT
FROM 07/01/2015 TO 06/30/2016

JURISDICTION: 0012 ROAD DIST #05

	CERT TAXABLE VALUE	ADJUSTMENTS	ADJ TAX VALUE	TAX RATE	TAX LEVY	PAID ACCTS
CURRENT YEAR	0	0	0	0.010900	776.96	90

YEAR	TAXES DUE	MONTH ADJ	ADJUSTMENT YTD	LEVY PAID	PAID YTD	BALANCE	COLL %	YTD UNCOLL
1999	817.09	40.13-	40.13-	40.33	40.33	736.63	5.19	35.71-
1998	1,208.94	29.36-	29.36-	44.92	44.92	1,134.66	3.81	26.87-
1997	1,171.43	34.56-	34.56-	38.72	38.72	1,098.15	3.41	31.63-
1996	1,054.98	35.26-	35.26-	55.46	55.46	964.26	5.44	32.69-
1995	852.54	27.58-	27.58-	28.59	28.59	796.37	3.47	27.44-
1994	3,692.01	394.75-	394.75-	136.83	136.83	3,160.43	4.15	114.68-
****	8,796.99	561.64-	561.64-	344.85	344.85	7,890.50		269.02-

TAX COLLECTION SYSTEM
 TAX COLLECTOR MONTHLY REPORT
 FROM 07/01/2015 TO 06/30/2016

FISCAL START: 07/01/2015 END: 06/30/2016 JURISDICTION: 0012 ROAD DIST #05

	CERT TAXABLE VALUE	ADJUSTMENTS	ADJ TAX VALUE	TAX RATE	TAX LEVY	PAID ACCTS
CURRENT YEAR	0	0	0	00.010900	776.96	90

YEAR	TAXES DUE	MONTH ADJ	ADJUSTMENT YTD	LEVY PAID	PAID YTD	BALANCE	COLL %	YTD UNCOLL
1999	817.09	40.13-	40.13-	40.33	40.33	736.63	5.19	35.71-
1998	1,208.94	29.36-	29.36-	44.92	44.92	1,134.66	3.81	26.87-
1997	1,171.43	34.56-	34.56-	38.72	38.72	1,098.15	3.41	31.63-
1996	1,054.98	35.26-	35.26-	55.46	55.46	964.26	5.44	32.69-
1995	852.54	27.58-	27.58-	28.59	28.59	796.37	3.47	27.44-
1994	3,692.01	394.75-	394.75-	136.83	136.83	3,160.43	4.15	114.68-
****	8,796.99	561.64-	561.64-	344.85	344.85	7,890.50		269.02-

TAX COLLECTION SYSTEM
TAX COLLECTOR MONTHLY REPORT
FROM 07/01/2015 TO 06/30/2016

JURISDICTION: 0014 ROAD DISTRICT #11

	CERT TAXABLE VALUE	ADJUSTMENTS	ADJ TAX VALUE	TAX RATE	TAX LEVY	PAID ACCTS
CURRENT YEAR	0	0	0	0.000000	3.33	1

YEAR	TAXES DUE	MONTH ADJ	ADJUSTMENT YTD	LEVY PAID	PAID YTD	BALANCE	COLL %	YTD UNCOLL
1994	3.33	3.33-	3.33-	0.00	0.00	0.00		0.00
****	3.33	3.33-	3.33-	0.00	0.00	0.00		0.00

TAX COLLECTION SYSTEM
 TAX COLLECTOR MONTHLY REPORT
 FROM 07/01/2015 TO 06/30/2016

FISCAL START: 07/01/2015 END: 06/30/2016 JURISDICTION: 0014 ROAD DISTRICT #11

	CERT TAXABLE VALUE	ADJUSTMENTS	ADJ TAX VALUE	TAX RATE	TAX LEVY	PAID ACCTS
	-----	-----	-----	-----	-----	-----
CURRENT YEAR	0	0	0	00.000000	3.33	1
	-----	-----	-----	-----	-----	-----

YEAR	TAXES DUE	MONTH ADJ	ADJUSTMENT YTD	LEVY PAID	PAID YTD	BALANCE	COLL %	YTD UNCOLL
	-----	-----	-----	-----	-----	-----	-----	-----
1994	3.33	3.33-	3.33-	0.00	0.00	0.00		0.00
****	3.33	3.33-	3.33-	0.00	0.00	0.00		0.00

TAX COLLECTION SYSTEM
 TAX COLLECTOR MONTHLY REPORT
 FROM 07/01/2015 TO 06/30/2016

JURISDICTION: 0014 ROAD DISTRICT #11

	CERT TAXABLE VALUE	ADJUSTMENTS	ADJ TAX VALUE	TAX RATE	TAX LEVY	PAID ACCTS
CURRENT YEAR	0	0	0	0.000000	3.33	1

YEAR	TAXES DUE	MONTH ADJ	ADJUSTMENT YTD	LEVY PAID	PAID YTD	BALANCE	COLL %	YTD UNCOLL
1994	3.33	3.33-	3.33-	0.00	0.00	0.00		0.00
****	3.33	3.33-	3.33-	0.00	0.00	0.00		0.00

TAX COLLECTION SYSTEM
 TAX COLLECTOR MONTHLY REPORT
 FROM 07/01/2015 TO 06/30/2016

FISCAL START: 07/01/2015 END: 06/30/2016 JURISDICTION: 0014 ROAD DISTRICT #11

	CERT TAXABLE VALUE	ADJUSTMENTS	ADJ TAX VALUE	TAX RATE	TAX LEVY	PAID ACCTS
CURRENT YEAR	0	0	0	00.000000	3.33	1

YEAR	TAXES DUE	MONTH ADJ	ADJUSTMENT YTD	LEVY PAID	PAID YTD	BALANCE	COLL %	YTD UNCOLL
1994	3.33	3.33-	3.33-	0.00	0.00	0.00		0.00
****	3.33	3.33-	3.33-	0.00	0.00	0.00		0.00

TAX COLLECTION SYSTEM
 TAX COLLECTOR MONTHLY REPORT
 FROM 07/01/2015 TO 06/30/2016

JURISDICTION: 0017 ROAD DISTRICT #15

	CERT TAXABLE VALUE	ADJUSTMENTS	ADJ TAX VALUE	TAX RATE	TAX LEVY	PAID ACCTS
	-----	-----	-----	-----	-----	-----
CURRENT YEAR	0	0	0	0.000000	914.87	271
	-----	-----	-----	-----	-----	-----

YEAR	TAXES DUE	MONTH ADJ	ADJUSTMENT YTD	LEVY PAID	PAID YTD	BALANCE	COLL %	YTD UNCOLL
	-----	-----	-----	-----	-----	-----	-----	-----
1994	914.87	174.24-	174.24-	35.76	35.76	704.87	4.83	13.16-
****	914.87	174.24-	174.24-	35.76	35.76	704.87		13.16-

TAX COLLECTION SYSTEM
 TAX COLLECTOR MONTHLY REPORT
 FROM 07/01/2015 TO 06/30/2016

EXCLUDES AG ROLLBACK

FISCAL START: 07/01/2015 END: 06/30/2016 JURISDICTION: 0017 ROAD DISTRICT #15

	CERT TAXABLE VALUE	ADJUSTMENTS	ADJ TAX VALUE	TAX RATE	TAX LEVY	PAID ACCTS
	-----	-----	-----	-----	-----	-----
CURRENT YEAR	0	0	0	00.000000	914.87	271
	-----	-----	-----	-----	-----	-----

YEAR	TAXES DUE	MONTH ADJ	ADJUSTMENT YTD	LEVY PAID	PAID YTD	BALANCE	COLL %	YTD UNCOLL
	-----	-----	-----	-----	-----	-----	-----	-----
1994	914.87	174.24-	174.24-	35.76	35.76	704.87	4.83	13.16-
****	914.87	174.24-	174.24-	35.76	35.76	704.87		13.16-

TAX COLLECTION SYSTEM
TAX COLLECTOR MONTHLY REPORT
FROM 07/01/2015 TO 06/30/2016

JURISDICTION: 0017 ROAD DISTRICT #15

	CERT TAXABLE VALUE	ADJUSTMENTS	ADJ TAX VALUE	TAX RATE	TAX LEVY	PAID ACCTS
	-----	-----	-----	-----	-----	-----
CURRENT YEAR	0	0	0	0.000000	914.87	271
	-----	-----	-----	-----	-----	-----

YEAR	TAXES DUE	MONTH ADJ	ADJUSTMENT YTD	LEVY PAID	PAID YTD	BALANCE	COLL %	YTD UNCOLL
	-----	-----	-----	-----	-----	-----	-----	-----
1994	914.87	174.24-	174.24-	35.76	35.76	704.87	4.83	13.16-
****	914.87	174.24-	174.24-	35.76	35.76	704.87		13.16-

TAX COLLECTION SYSTEM
 TAX COLLECTOR MONTHLY REPORT
 FROM 07/01/2015 TO 06/30/2016

FISCAL START: 07/01/2015 END: 06/30/2016 JURISDICTION: 0017 ROAD DISTRICT #15

	CERT TAXABLE VALUE	ADJUSTMENTS	ADJ TAX VALUE	TAX RATE	TAX LEVY	PAID ACCTS
CURRENT YEAR	0	0	0	00.000000	914.87	271

YEAR	TAXES DUE	MONTH ADJ	ADJUSTMENT YTD	LEVY PAID	PAID YTD	BALANCE	COLL %	YTD UNCOLL
1994	914.87	174.24-	174.24-	35.76	35.76	704.87	4.83	13.16-
****	914.87	174.24-	174.24-	35.76	35.76	704.87		13.16-

TAX COLLECTION SYSTEM
TAX COLLECTOR MONTHLY REPORT
FROM 07/01/2015 TO 06/30/2016

JURISDICTION: 0095 STATE OF TEXAS

	CERT TAXABLE VALUE	ADJUSTMENTS	ADJ TAX VALUE	TAX RATE	TAX LEVY	PAID ACCTS
	-----	-----	-----	-----	-----	-----
CURRENT YEAR	0	0	0	0.000000	24.77	2
	-----	-----	-----	-----	-----	-----

YEAR	TAXES DUE	MONTH ADJ	ADJUSTMENT YTD	LEVY PAID	PAID YTD	BALANCE	COLL %	YTD UNCOLL
	-----	-----	-----	-----	-----	-----	-----	-----
1994	24.77	4.30-	4.30-	0.00	0.00	20.47		0.00
****	24.77	4.30-	4.30-	0.00	0.00	20.47		0.00

TAX COLLECTION SYSTEM
 TAX COLLECTOR MONTHLY REPORT
 FROM 07/01/2015 TO 06/30/2016

FISCAL START: 07/01/2015 END: 06/30/2016 JURISDICTION: 0095 STATE OF TEXAS

	CERT TAXABLE VALUE	ADJUSTMENTS	ADJ TAX VALUE	TAX RATE	TAX LEVY	PAID ACCTS
CURRENT YEAR	0	0	0	00.000000	24.77	2

YEAR	TAXES DUE	MONTH ADJ	ADJUSTMENT YTD	LEVY PAID	PAID YTD	BALANCE	COLL %	YTD UNCOLL
1994	24.77	4.30-	4.30-	0.00	0.00	20.47		0.00
****	24.77	4.30-	4.30-	0.00	0.00	20.47		0.00

TAX COLLECTION SYSTEM
TAX COLLECTOR MONTHLY REPORT
FROM 07/01/2015 TO 06/30/2016

JURISDICTION: 0095 STATE OF TEXAS

	CERT TAXABLE VALUE	ADJUSTMENTS	ADJ TAX VALUE	TAX RATE	TAX LEVY	PAID ACCTS
	-----	-----	-----	-----	-----	-----
CURRENT YEAR	0	0	0	0.000000	24.77	2
	-----	-----	-----	-----	-----	-----

YEAR	TAXES DUE	MONTH ADJ	ADJUSTMENT YTD	LEVY PAID	PAID YTD	BALANCE	COLL %	YTD UNCOLL
	-----	-----	-----	-----	-----	-----	-----	-----
1994	24.77	4.30-	4.30-	0.00	0.00	20.47		0.00
****	24.77	4.30-	4.30-	0.00	0.00	20.47		0.00

TAX COLLECTION SYSTEM
 TAX COLLECTOR MONTHLY REPORT
 FROM 07/01/2015 TO 06/30/2016

FISCAL START: 07/01/2015 END: 06/30/2016 JURISDICTION: 0095 STATE OF TEXAS

	CERT TAXABLE VALUE	ADJUSTMENTS	ADJ TAX VALUE	TAX RATE	TAX LEVY	PAID ACCTS
CURRENT YEAR	0	0	0	00.000000	24.77	2

YEAR	TAXES DUE	MONTH ADJ	ADJUSTMENT YTD	LEVY PAID	PAID YTD	BALANCE	COLL %	YTD UNCOLL
1994	24.77	4.30-	4.30-	0.00	0.00	20.47		0.00
****	24.77	4.30-	4.30-	0.00	0.00	20.47		0.00

PART 5

REMITTANCES

02/17/2016 11:37:24 2101240
 TC298-D SELECTION: DEPOSIT
 RECEIPT DATE: ALL

TAX COLLECTION SYSTEM
 DEPOSIT DISTRIBUTION
 FROM: 02/14/2016 THRU 02/14/2016
 JURISDICTION: 0001 HIDALGO COUNTY

PAGE: 1
 INCLUDES AG ROLLBACK

YEAR	FUND	TAX RATE	LEVY PAID	DISCOUNT GIVEN	PENALTY INTEREST	TIF AMOUNT	DISBURSE TOTAL	ATTORNEY	OTHER FEES	REFUND AMOUNT	PAYMENT AMOUNT
2015	M & O	.522500	923,251.80	.00	81,412.75	.00	1,004,664.55	.00	.00	.00	1,004,664.55
	I & S	.067500	119,271.93	.00	10,517.42	.00	129,789.35	.00	.00	.00	129,789.35
	TOTAL	.590000	1,042,523.73	.00	91,930.17	.00	1,134,453.90	.00	.00	.00	1,134,453.90
ALL	M & O		923,251.80	.00	81,412.75	.00	1,004,664.55	.00	.00	.00	1,004,664.55
ALL	I & S		119,271.93	.00	10,517.42	.00	129,789.35	.00	.00	.00	129,789.35
ALL	TOTAL		1,042,523.73	.00	91,930.17	.00	1,134,453.90	.00	.00	.00	1,134,453.90
DLQ	M & O		.00	.00	.00	.00	.00	.00	.00	.00	.00
DLQ	I & S		.00	.00	.00	.00	.00	.00	.00	.00	.00
DLQ	TOTAL		.00	.00	.00	.00	.00	.00	.00	.00	.00
CURR	M & O		923,251.80	.00	81,412.75	.00	1,004,664.55	.00	.00	.00	1,004,664.55
CURR	I & S		119,271.93	.00	10,517.42	.00	129,789.35	.00	.00	.00	129,789.35
CURR	TOTAL		1,042,523.73	.00	91,930.17	.00	1,134,453.90	.00	.00	.00	1,134,453.90

