

Hidalgo County Purchasing Department

Martha L. Salazar, CPPB

Purchasing Agent

2812 S. Business Highway 281

Edinburg, TX 78539

Phone:(956) 318-2626

Fax:(956) 318-2629


September 9, 2016

RE: RFB "Purchase (12) used 2012 or 2013 International
and/or Kenworth tractor Trucks and (12)
used 2012 Tytal and or Global Vacuum trailers"
Bid No: 2016-217-09-14-SGS

Dear Mrs Salazar:


We are delighted with the opportunity to present our bid for the purchase of (12) used 2012 or 2013 International and/or Kenworth tractor Trucks and (12) used 2012 Tytal and or Global Vacuum trailers. Attached is an exhibit with the specifications of the trucks and trailers being presented in this bid package. We are submitting (3) - 2012 International tractor trucks and (9) 2013 Kenworth Tractor trucks with (10) – 2012 Tytal vacuum trailers and (2)- 2012 Global vacuum trailers. We believe that all specifications are met and exceeded. We have submitted a quote for the equipment and will provide a 6 months warranty on engine, transmission, vacuum pump and PTO if it was not caused by accident or misuse of equipment. If you have any questions please feel free to call me at (956) 240-3246. Thank you very much for your time and consideration in this matter.

Sincerely,


Aniceto Izaguirre
President

IZAGUIRRE TRANSPORATION, LLC

7413 N. La Homa Rd
Mission, TX 78574
Ph:956-584-0554



Quote

Date	Invoice #
9/9/2016	4352

Email: diana.izaguirre@yahoo.com

Bill To

Hidalgo County Purchasing Dept
2802 US-281 BUS
Edinburg, TX 78539

PO#

Due Date
10/31/2016

Date	Truck#/Vacuum...	Equipment	Description	Price	Amount
09/09/2016	1	2012 International	Vin# 1HSXYJR7CJ611410 Miles: 101,505 Model: 5900I SBA 6x4 Pro Star-Max Force13 Engine 475 HP/2100 RPM PTO and Gardner Denver Pump included Vin#3T1L1T626CC000111	90,000.00	90,000.00
09/09/2016	1	2012 TYTAL	130 BBL Steel Vacuum Model; 42 ft Length x 98 in Width x 10'6" Height; 11R24.5 Tires; Fixed Tandem Axle; Steel Composition; 5,460 gal Capacity; 130 BBL STEEL VACUUM TRAILER License Plate# 011B129 <i>Trailer color - white</i>	30,000.00	30,000.00

OPENED

9:48

9-14-16

Witnessed

Field Office:

7568 South Hwy 16
Jourdanton, Tx 78026
Phone: (956)378-0090
Dispatch: (830)277-1515

Total

\$120,000.00

Balance Due

\$120,000.00



International Vehicle Information

[Home](#)
[Publications](#)
[Service Reference](#)
[Write Up](#)
[Dealer](#)
[Warranty](#)
[Support](#)

Chassis / VIN Number

[Summary](#)
[Health Report](#)
[Managed Repairs](#)
[Details](#)
[Components](#)
[Serial Numbers](#)
[Warranty Coverage](#)
[SRT](#)
[Warranty History](#)
[iKNOW Search](#)
[Case History](#)
[iApprove](#)
[iRequest](#)

Serial Numbers

VIN : 1HSXYSJR7CJ611410

Description	Location	ATA Code	Current Serial Number	Original Serial Number
AFTER TREATMENT ASSEMBLY		043	0022957	0022957
ELEC VEH PERF MOD / ENG		230	081013430162130	081013430162130
ENGINE		045	125HM2Y4122403	125HM2Y4122403
TRANSMISSION, MANUAL		026	S0893256	S0893256

Copyright 2016 Navistar, Inc.

All times are: (UTC-06:00) Central Time (US & Canada)
2016/04/21 15:49 BRKSVW315



International Vehicle Information

Home Publications Service Reference Write Up Dealer
 Warranty Support

Chassis / VIN Number

Select tab(s) to print

Summary Health Report Managed Repairs Details Components Serial Numbers Warranty Coverage SRT Warranty History
 iKNOW Search Case History Approve iRequest

Components

VIN : 1HSXY5JR7CJ611410

126 components found.

S.No	Class Description	Parts Catalog Component	Component Line Drawing	Description
1	FRAMES	<u>0001CCU</u>	<u>0001CCU</u>	FRAME RAILS 120,000 PSI YIELD 353.4" OAL Heat Treated Alloy Steel (120,000 PSI Yield); 10.250" x 3.610" x 0.375" x 353.4" OAL
2	FRAMES	<u>0001LNZ</u>	<u>0001LNZ</u>	FRT BUMPER-FULL WIDTH AERO CHROME PLT Full Width, Aerodynamic, Steel, Chrome Plated
3	FRAMES	<u>0001616</u>	<u>0001616</u>	TAPERED REAR FRAME RAILS
4	FRONT AXLES	<u>0002ARW</u>	<u>0002ARW</u>	FR AXLE 12K MTOR MFS-12-143A WIDE TRK Wide Track, I-Beam Type, 12,000-lb Capacity
5	FRONT SUSPENSIONS	<u>0003ADC</u>	<u>0003ADC</u>	12,000-LB FRT PARABOLIC TAPER LEAF SUSP Parabolic, Taper Leaf; 12,000-lb Capacity; With Shock Absorbers
6	BRAKES	<u>0004AAB</u>	<u>0004AAB</u>	2-ADDL 30/30 HALDEX PARK BRAKE CHAMBERS Spring Brake Type; 30/30 Sqn
7	BRAKES	<u>0004AZA</u>	<u>0004AZA</u>	BENDIX AIR BRAKE ABS Full Vehicle Wheel Control System (4-Channel)
8	BRAKES	<u>0004EAH</u>	<u>0004EAH</u>	AIR DRYER BENDIX AD-9 With Heater, Standard Location
9	BRAKES	<u>0004ERR</u>	<u>0004ERR</u>	MERITOR Q-PLUS FRONT BRAKE
10	BRAKES	<u>0004ERS</u>	<u>0004ERS</u>	MERITOR Q-PLUS REAR BRAKE
11	BRAKES	<u>0004ESX</u>	<u>0004ESX</u>	FRT CHAMBERS HALDEX 20" 20 Sqn
12	BRAKES	<u>0004EVL</u>	<u>0004EVL</u>	REAR BRAKE CHAMBERS HALDEX GC3030LHDHO 30/30 Spring Brake
13	BRAKES	<u>0004JCJ</u>	<u>0004JCJ</u>	16.5X5 FRT S-CAM W/20" L/S CHAMBERS S-Cam; 16.5" x 5.0"; Includes 20 Sq. In. Long Stroke Brake Chambers
14	BRAKES	<u>0004NDB</u>	<u>0004NDB</u>	16.5X7 R S-CAM BRKS 30/30 L/S CHAMBERS S-Cam; 16.5" x 7.0"; Includes 30/30 Sq.In. Long Stroke Brake Chamber and Spring Actuated Parking Brake
15	BRAKES	<u>0004SPM</u>	<u>0004SPM</u>	AIR COMPRESSOR 15.9 CFM SINGLE CYLINDER 15.9 CFM Capacity, Single Cylinder
16	BRAKES	<u>0004WAN</u>	<u>0004WAN</u>	MT 2 A/TKS U/BB O/S LT RAIL BOC 90DEGREE Mounted Under Battery Box, Outside Left Rail, Back of Cab; Perpendicular to Rail
17	BRAKES	<u>0004WDT</u>	<u>0004WDT</u>	SPRING BRAKE VALVE RELAY With Relay function

18	BRAKES	<u>0004092</u>	<u>0004092</u>	TRACTOR DUAL AIR BRAKE SYSTEM Dual System for Tractor Applications
19	STEERING	<u>0005PSA</u>	<u>0005PSA</u>	1-PWR STRG GEAR SHEPPARD M100 Power
20	STEERING	<u>0005WAL</u>	<u>0005WAL</u>	STRG WHL BLK 2-SPK 2-Spoke; 20" Dia., Black
21	STEERING	<u>0005710</u>	<u>0005710</u>	STRG COL, TILT & TELE Tilting and Telescoping
22	EXHAUST SYSTEMS	<u>0007DWX</u>	<u>0007DWX</u>	EXH DU VERT/VERT BRT TEAR DROP GUARDS Single, Horizontal Aftertreatment Device Frame Mounted Right Side Under Sleeper; Includes Bright Dual Vertical Tail Pipes and Bright Tear Drop Design Guards; Cab "B" Pillar Mounted
23	EXHAUST SYSTEMS	<u>0007SDA</u>	<u>0007SDA</u>	ENG COMPRESSION BRAKE MF 11 & 13 by Jacobs; for MaxxForce 11 & 13 Engines, With Selector Switch and On/Off Switch
24	EXHAUST SYSTEMS	<u>0007WBB</u>	<u>0007WBB</u>	TAIL PIPE TURN BACK BRIGHT DUAL (2) Turnback Type, Bright, for Dual Exhaust
25	ELECTRICAL SYSTEMS	<u>0008GGN</u>	<u>0008GGN</u>	160 AMP 12V ALT BOSCH LH160 Brush Type, 12 Volt 160 Amp. Capacity, Pad Mount
26	ELECTRICAL SYSTEMS	<u>0008RBZ</u>	<u>0008RBZ</u>	AUXILIARY CB SPEAKER With Jack for CB; Mounted Left Side Above Driver's Door
27	ELECTRICAL SYSTEMS	<u>0008RDG</u>	<u>0008RDG</u>	1-ANTENNA BASE MTD TO LEFT MIR CB/AM/FM (1) Dual Function, for CB and Entertainment Radio, With Splitter, Lead-In and Dual Function Antenna; Mounted on Left Mirror
28	ELECTRICAL SYSTEMS	<u>0008RKH</u>	<u>0008RKH</u>	AM/FM/WB, CLOCK, CD, AUX INPUT, USB AM/FM Premium Stereo, With CD Player, Weatherband, Clock, Front & Rear Aux Input, USB Port, and Multiple Speakers, Includes iPod Command and Control
29	ELECTRICAL SYSTEMS	<u>0008WHJ</u>	<u>0008WHJ</u>	RECTANGULAR BELL, CHROME AIR HORNS Rectangular Bell; Chrome
30	ELECTRICAL SYSTEMS	<u>0008WJK</u>	<u>0008WJK</u>	BATT BOX STL LSM BOFT 30"W 2-4 CAP Steel, With Plastic Cover, 18" Long By 30" Wide, 2, 3, or 4 Battery Capacity, Mounted Left Side Behind Fuel Tank
31	ELECTRICAL SYSTEMS	<u>0008WNH</u>	<u>0008WNH</u>	DAYTIME RUNNING LIGHTS Daytime
32	ELECTRICAL SYSTEMS	<u>0008WXG</u>	<u>0008WXG</u>	START MOTOR MITSUBISHI 12-Volt, with Soft-Start
33	ELECTRICAL SYSTEMS	<u>0008WZC</u>	<u>0008WZC</u>	2-BEACON LIGHTS CAB MOUNTED (2) Cab Mounted, Includes Mounting Brackets, Wiring and Switch on Dash
34	ELECTRICAL SYSTEMS	<u>0008XAH</u>	<u>0008XAH</u>	MANUAL-RESET CIRC BREAKERS (MAIN PANEL) Manual-Reset (Main Panel) SAE Type III With Trip Indicators, Replaces All Fuses Except For 5-Amp Fuses
35	ELECTRICAL SYSTEMS	<u>0008000</u>	<u>0008000</u>	ELEC SYS (12 VOLT) 12-Volt, Standard Equipment
36	ELECTRICAL SYSTEMS	<u>0008718</u>	<u>0008718</u>	POWER SOURCE (CIGAR-TYPE RECEPTACLE) Cigar Type Receptacle without Plug and Cord
37	FRONT END	<u>0009HAN</u>	<u>0009HAN</u>	SOUND INSULATION UNDER HOOD for Sound Abatement
38	FRONT END	<u>0009HBN</u>	<u>0009HBN</u>	INSULATION SPLASH GUARD/ SOUND ABATEMENT for Sound Abatement
39	FRONT END	<u>0009WAC</u>	<u>0009WAC</u>	BUG SCREEN Front End; Mounted Behind Grille
40	FRONT END	<u>0009107</u>	<u>0009107</u>	FIBERGLASS TILTING FRONT END Tilting, Fiberglass
41	SPEEDOMETER, TOOLS, MISC	<u>0010GCG</u>	<u>0010GCG</u>	AIS 5TH FONT 24" SLD SL7ATB675024 24" Slide, Cast Top Plate, 6.75" Above Top of Frame; Left Side Release
42	SPEEDOMETER, TOOLS, MISC	<u>0010WPS</u>	<u>0010WPS</u>	MUD FLAP HOLDERS, BRT FINISH Spring Loaded, Bright Finish; With Red and White Reflective Tape; Less Flaps
43	SPEEDOMETER, TOOLS, MISC	<u>0010WPZ</u>	<u>0010WPZ</u>	MUD FLAPS L/LOGO BLACK Black Poly, Anti-Sail, Anti Spray, Less Logo; Less Holders

44	SPEEDOMETER, TOOLS, MISC	<u>0010000</u>	<u>0010000</u>	SPEEDO & MISC and Miscellaneous
45	SPEEDOMETER, TOOLS, MISC	<u>0010130</u>	<u>0010130</u>	SINGLE COLOR 130 PT SCHEMATIC Single Color, Design 130 for 51" or 56" Low-Roof Sleeper Cab/Chassis
46	SPEEDOMETER, TOOLS, MISC	<u>0010210</u>	<u>0010210</u>	EMISSION LABELS (FUEL ECONOMY/NOISE) Emissions, Fuel Economy and Noise. DO NOT ORDER-FOR FACTORY USE ONLY
47	SPEEDOMETER, TOOLS, MISC	<u>0010761</u>	<u>0010761</u>	PAINT-BASE COAT/CLEAR COAT 1-2 TONE Base Coat/Clear Coat, 1-2 Tone
48	CLUTCH	<u>0011MGR</u>	<u>0011MGR</u>	CLUTCH 15.5" EATON SOLO ADVANTAGE Self-Adjusting, Two-Plate, Cast Angle Spring; Ceramic, 15.5" Diameter, Soft Clutch 7-Spring Damper, Mechanical Pull-Type Control, 1700 lb-ft Torque Capacity
49	ENGINE	<u>0012BAW</u>	<u>0012BAW</u>	MAXXFORCE 13 475HP/2100 RPM GOV SPD EPA 2010, 475 HP @ 1700 RPM, 1700 lb-ft Torque @ 1000 RPM, 2100 RPM Governed Speed, 475 Peak HP (Max)
50	ENGINE	<u>0012THX</u>	<u>0012THX</u>	FAN DRIVE VISCOUS HORTON V-MASTER-ULTRA Viscous
51	ENGINE	<u>0012UBH</u>	<u>0012UBH</u>	RAD 1564" CAC 1572" LTR 1293" Aluminum; Welded, Front to Back Down Flow System, 1564 SqIn, 1572 SqIn Dual CAC, 1293 SqIn 3 Core LTR
52	ENGINE	<u>0012UXH</u>	<u>0012UXH</u>	2010 FEDERAL EMISSIONS MAXXFORCE 13 for 2010; MaxxForce 13 Engines
53	ENGINE	<u>0012VBA</u>	<u>0012VBA</u>	DUAL POL S/S AIR CLEANERS Dual; Polished Stainless Steel; Mounted One on Each Side of Cowl Ahead of The Doors
54	ENGINE	<u>0012WCX</u>	<u>0012WCX</u>	HOSE CLAMPS GATES SHRINK BAND Shrink Band Type
55	ENGINE	<u>0012WEG</u>	<u>0012WEG</u>	AUTO COLD START W/ENGINE ECM CONTROL Automatic; With Engine ECM Control
56	ENGINE	<u>0012WTA</u>	<u>0012WTA</u>	FAN DRIVE SPECIAL EFFECTS COOLING RING Fan Cooling Ring with Fan Shroud Effects, Engine Mounted
57	ENGINE	<u>0012WZE</u>	<u>0012WZE</u>	EMISSION COMPLIANT FEDERAL NOT CA Federal, Does Not Comply With California Clean Air Idle Regulations
58	TRANSMISSION	<u>0013GNB</u>	<u>0013GNB</u>	FULLER FRO-17210C 10-SPD TRANS W/OD 10-Speed Manual, With Overdrive, With Air Shift, With Internal Lube Oil Pump
59	TRANSMISSION	<u>0013WGJ</u>	<u>0013WGJ</u>	OIL CLR MAN XMSN WATER TO OIL Water to Oil Type Included in Radiator End Tank (REQUIRES TRANSMISSION LUBE PUMP)
60	TRANSMISSION	<u>0013WLB</u>	<u>0013WLB</u>	TRANS OIL-SAE 50W SYNTHETIC Synthetic; 22 thru 33.99 Pints
61	REAR AXLES, SUSPENSIONS	<u>0014GVU</u>	<u>0014GVU</u>	MERITOR MT-40-14X-4DFR-P 40K R/AXLE Single Reduction, 0.433"(11mm) Wall Housing Thickness, 40,000-lb Capacity, R Wheel Ends, With Lube Oil Pump
62	REAR AXLES, SUSPENSIONS	<u>0014UKZ</u>	<u>0014UKZ</u>	HEND HAS402-55 AIR SUSP 40000# 55" 55" Axle Spacing; 40,000-lb Capacity, 9.5" Ride Height, With Shock Absorbers Mounted in Standard Location
63	REAR AXLES, SUSPENSIONS	<u>0014899</u>	<u>0014899</u>	HTG CNTRL AIR SUSPN//DUMP Pressure Release Control In Cab
64	FUEL TANKS	<u>0015DGB</u>	<u>0015DGB</u>	2-FL TK UC AL 100G LT/RT 24"DIA Top Draw; Polished Aluminum, 24" Diam., 100 U.S. Gal., 378L Capacity; Total Capacity 200 U.S. Gal., 757L; with Dual Supply & Return lines and Less Equalizer Line, Mounted Left & Right, Under Cab
				FUEL/WATER SEPARATOR RACOR Fuel Pre-Filter

65	FUEL TANKS	<u>0015LKU</u>	<u>0015LKU</u>	and Filter Base, Includes Water-In-Fuel Sensor
66	CABS, COWLS, BODIES	<u>0016AUB</u>	<u>0016AUB</u>	CAB SLEEPER 51" LOW-ROOF Conventional, Low-Roof Sleeper Cab; 51" Seat to Inside Back of Cab, with 37" Wide Bunk
67	CABS, COWLS, BODIES	<u>0016CDL</u>	<u>0016CDL</u>	INTERIOR TRIM ACCENT COLOR DARK TAN Dark Tan
68	CABS, COWLS, BODIES	<u>0016HBM</u>	<u>0016HBM</u>	ENG GA CLUSTER W/ENG SPEEDO IVORY FACE Ivory Face; English with English Electronic Speedometer and with Tachometer; Includes Electronic Display Odometer, Trip Odometer, Engine Hours and Engine Trip Hours for Air Brake Chassis, Includes Total PTO Hours, Total Idle Hours, and Instant Fuel Econ
69	CABS, COWLS, BODIES	<u>0016HHK</u>	<u>0016HHK</u>	LOAD INDICATING GAUGE With Chrome Bezel; for Use With Rear Air Suspension
70	CABS, COWLS, BODIES	<u>0016JPE</u>	<u>0016JPE</u>	DRIVER SEAT NAT'L Air Suspension, High Back, Vinyl Boxing With Cloth Facing, 2 Arm Rests Isolator, 7.5" Adjuster, 3 Chamber Lumbar, 6 Way Front Cushion Adjust, 3 Way Rear Cushion Adj, 6-23 Degree Back Angle Adjust, Vinyl Suspension Cover, Non-Swivel, Map Pocket
71	CABS, COWLS, BODIES	<u>0016PNK</u>	<u>0016PNK</u>	PASSENGER SEAT NAT'L Non Suspension, High Back, Vinyl Boxing With Cloth Facing, Two Arm Rest, 11 Degree Back Angle Adjustment
72	CABS, COWLS, BODIES	<u>0016SAJ</u>	<u>0016SAJ</u>	FAN IN SLEEPER BUNK AREA in Bunk Area
73	CABS, COWLS, BODIES	<u>0016VAP</u>	<u>0016VAP</u>	CAB INT TRIM EAGLE 51" LO ROOF Eagle Level; Vinyl, for 51" Low-Roof Sleeper Cab
74	CABS, COWLS, BODIES	<u>0016VSP</u>	<u>0016VSP</u>	CAB AIR SUSPENSION Frame Mounted Cab Rear Air Suspension; Includes Integrated Crossmember, for Sleeper Cab
75	CABS, COWLS, BODIES	<u>0016WAK</u>	<u>0016WAK</u>	POWER WINDOWS (LT&RT DOORS) in Left and Right Doors
76	CABS, COWLS, BODIES	<u>0016WJG</u>	<u>0016WJG</u>	POWER DOOR LOCKS Power
77	CABS, COWLS, BODIES	<u>0016WKB</u>	<u>0016WKB</u>	HTR&A/C (INTERNATIONAL BLEND-AIR) With Integral Heater & Defroster
78	CABS, COWLS, BODIES	<u>0016WKR</u>	<u>0016WKR</u>	WINDSHIELD SINGLE PIECE Single Piece
79	CABS, COWLS, BODIES	<u>0016WSM</u>	<u>0016WSM</u>	2-MIRRORS 16"X 7" HEAT RT/POWER ONLY West Coast Type, Rectangular, Heated Heads, Less Lights, Left Head Non-Motorized and Right Head Motorized, Bright Heads & Brackets, 16" x 7" & Convex Mirror, 102" Inside Spacing
80	CABS, COWLS, BODIES	<u>0016XWD</u>	<u>0016XWD</u>	EXTERIOR SUNSHADE PAINTED AERO Aerodynamic, Painted Roof Color; Includes Integral Clearance/Marker Lights
81	CABS, COWLS, BODIES	<u>0016ZDU</u>	<u>0016ZDU</u>	GRAB HANDLES EXTERIOR (TOWEL BAR TYPE) Exterior; Towel Bar Type In Lieu Of Non-Bright Grab Handles; for use with Cab or Cab/Sleeper Non-Bright Access, Without Frame Access or Chassis Skirts
82	CABS, COWLS, BODIES	<u>0016000</u>	<u>0016000</u>	TRANS COVER, FLOOR MATS, SEALS Transmission Cover, Floor Mats and Seal DO NOT ORDER-FOR FACTORY USE ONLY
83	CABS, COWLS, BODIES	<u>0016554</u>	<u>0016554</u>	2 HEATER GATE VALVES Gate Valve Type
84	WHEELS, TIRES - FRONT	<u>0027DMK</u>	<u>0027DMK</u>	DISC FR WHL 24.5X8.25 P/AL DISC; 24.5x8.25 Rims, Polished Aluminum, 10-Stud, 285.75mm BC, Hub-Piloted, Flanged Nut, with Steel Hubs
85	WHEELS, TIRES - REAR	<u>0028DMK</u>	<u>0028DMK</u>	DUAL DISC RR WHL 24.5X8.25 P/AL DUAL DISC; 24.5x8.25 Rims, Polished Aluminum, 10-Stud, 285.75mm BC, Hub-Piloted, Flanged Nut, with Steel Hubs
86	WARRANTY	<u>0040011</u>	<u>0040011</u>	HEAVY DUTY STD WARRANTY Heavy Duty Standard

87		<u>0217LTR</u>	<u>0217LTR</u>	
88		<u>0225LTA</u>	<u>0225LTA</u>	
89		<u>0225LTH</u>	<u>0225LTH</u>	
90	BRAKES	<u>0504306</u>	<u>0504306</u>	R/S AUTO-SLACK ADJSTRS-FRONT Automatic
91	BRAKES	<u>0504355</u>	<u>0504355</u>	R/S AUTO-SLACK ADJSTRS-REAR Automatic
92	BRAKES	<u>0504360</u>	<u>0504360</u>	STEEL AIR TANK W/THREAD O-RING PORTS Steel, With Straight Thread O-Ring Ports
93	BRAKES	<u>0504438</u>	<u>0504438</u>	MERITOR MA212 FRONT BRAKE LININGS Non-Asbestos for S-Cam Brake
94	BRAKES	<u>0504439</u>	<u>0504439</u>	MERITOR MA212 REAR BRAKE LININGS Non-Asbestos for S-Cam Brake
95	DRIVELINES	<u>0506001</u>	<u>0506001</u>	TRANSMISSION OUTPUT YOKE
96	DRIVELINES	<u>0506007</u>	<u>0506007</u>	FORWARD REAR AXLE INPUT YOKE
97	DRIVELINES	<u>0506008</u>	<u>0506008</u>	FORWARD REAR AXLE REAR OUTPUT YOKE
98	DRIVELINES	<u>0506010</u>	<u>0506010</u>	REAR REAR AXLE INPUT YOKE or Single Rear Axle Input
99	DRIVELINES	<u>0506100</u>	<u>0506100</u>	DRIVELINE LABOR for Driveline Labor
100	DRIVELINES	<u>0506102</u>	<u>0506102</u>	FIRST CENTER BEARING
101	DRIVELINES	<u>0506110</u>	<u>0506110</u>	CENTER BEARING MOUNTING PARTS
102	EXHAUST SYSTEMS	<u>0507031</u>	<u>0507031</u>	TAIL PIPE HEIGHT 10' 10'
103	SPEEDOMETER, TOOLS, MISC	<u>0510000</u>	<u>0510000</u>	BULK MATERIAL
104	MISC	<u>0510002</u>	<u>0510002</u>	SERVICE ASM; CAB, DCM, HARNESS, IP
105	SPEEDOMETER, TOOLS, MISC	<u>0510885</u>	<u>0510885</u>	VEPS IDENTITY SART
106	SPEEDOMETER, TOOLS, MISC	<u>0510887</u>	<u>0510887</u>	YELLOW EXTENDED LIFE COOLANT EFFECTS for Ultra Yellow Extended Life Coolant Effects
107	SPEEDOMETER, TOOLS, MISC	<u>0510890</u>	<u>0510890</u>	VEPS IDENTITY MSM 2010 for Multiplex Signal Module, Version P with 2010 Emissions
108	SPEEDOMETER, TOOLS, MISC	<u>0510901</u>	<u>0510901</u>	HD2 IDENTITY HD2
109	SPEEDOMETER, TOOLS, MISC	<u>0510936</u>	<u>0510936</u>	VEPS IDENTITY for EC-60 ABS
110	SPEEDOMETER, TOOLS, MISC	<u>0510974</u>	<u>0510974</u>	ENGINEERING PROG ID 2010 EMISSIONS STD for 2010 EPA Emissions Standards
111	SPEEDOMETER, TOOLS, MISC	<u>0510992</u>	<u>0510992</u>	ENGINEERING PROG ID 10" RAILS 5900 for 10" Rails on 5900
112	SPEEDOMETER, TOOLS, MISC	<u>0510993</u>	<u>0510993</u>	VEPS IDENTITY Electronic Diagnostics
113	ENGINE	<u>0512043</u>	<u>0512043</u>	COOLANT FILTER 2010 MF 11 & 13 ENGINES for 2010 MaxxForce 11 and 13 Engines
114	CABS, COWLS, BODIES	<u>0516020</u>	<u>0516020</u>	CABINET FOOTLOCKER WITH TV/VCR SHELF Storage, At Foot of Bunk, With Provisions for TV/VCR Storage with Tie down and Power Source, Eagle Trim Level, Conventional Sleeper Cab
115	WHEELS MISC OPTIONS	<u>0529001</u>	<u>0529001</u>	LUBE FRT WHL BEARINGS
116	WHEELS MISC OPTIONS	<u>0529002</u>	<u>0529002</u>	LUBE REAR WHL BEARINGS
117	MISC	<u>0530100</u>	<u>0530100</u>	TIRES
118	BODY & CHASSIS PAINT	<u>0535001</u>	<u>0535001</u>	PAINT COLOR GROUP NO. 01 No. 01
119	BODY & CHASSIS PAINT	<u>0535011</u>	<u>0535011</u>	IDENTITY CODE FOR STD PAINT COLORS ONLY for Internal Order Coding
120	BODY & CHASSIS PAINT	<u>0535012</u>	<u>0535012</u>	PAINT CHASSIS COLOR GROUP WATER/URETHANE Water Bourne Urethane, Standard Chassis Black

121		<u>0738422</u>	<u>0738422</u>	
122	BRAKES	<u>0804WWM</u>	<u>0804WWM</u>	(3) DRAIN VALVES WITH PULL CHAIN Manual; With Pull Chains, for Air Tanks
123	ELECTRICAL SYSTEMS	<u>0808WML</u>	<u>0808WML</u>	DUAL WORK LIGHTS-MOUNTED ON SLEEPER (2) Pedestal Type; Mounted to Top Rear Back of Cab Below Drip Rail
124	SPEEDOMETER, TOOLS, MISC	<u>0810000</u>	<u>0810000</u>	5TH WHL ON RR AXLE CENTERLINE On Rear Axle Centerline
125	ENGINE	<u>0812BAG</u>	<u>0812BAG</u>	MANUAL FAN DRIVE OVERRIDE Manual; With Electric Switch on Instrument Panel, (Fan On With Switch On)
126	FRONT END	<u>0840353</u>	<u>0840353</u>	RR QTR FENDERS (BLK PLASTIC)(FRAME MTD) for Rear Wheels, Black Plastic; Frame Mounted.


Copyright 2016 Navistar, Inc.

All times are: (UTC-06:00) Central Time (US & Canada)
 2016/04/21 15:49 BRKSVW315

IZAGUIRRE TRANSPORTATION, LLC

7413 N. La Homa Rd
Mission, TX 78574
Ph: 956-584-0554

Quote



Email: diana.izaguirre@yahoo.com

Date	Invoice #
9/9/2016	4353

Bill To
Hidalgo County Purchasing Dept 2802 US-281 BUS Edinburg, TX 78539

PO#

Due Date
10/31/2016

Date	Truck#/Vacuum...	Equipment	Description	Price	Amount
09/09/2016	2	2012 International	Vin# 1HSXYXJR3CJ078908 Miles: 114,042 Model: 5900I SBA 6x4 Pro Star-Max Force 13 Engine 475 HP/2100 RPM	90,000.00	90,000.00
09/09/2016	2	2012 TYTAL	PTO and Gardner Denver Pump included Vin# 3T1L1T626CC000112 130 BBL Steel Vacuum Model; 42 ft Length x 98 in Width x 10'6" Height; 11R24.5 Tires; Fixed Tandem Axle; Steel Composition; 5,460 gal Capacity; 130 BBL STEEL VACUUM TRAILER License Plate # 011B131 <i>Trailer Color - white</i>	30,000.00	30,000.00

OPENED


9.48

9-14-16

Witnessed

Field Office:
7568 South Hwy 16
Jourdanton, Tx 78026
Phone: (956)378-0090
Dispatch: (830)277-1515

Total	\$120,000.00
Balance Due	\$120,000.00



International Vehicle Information

Home Publications Service Reference Write Up Dealer
Warranty Support

Chassis / VIN Number


Select tab(s) to print

Summary Health Report Managed Repairs Details Components Serial Numbers Warranty Coverage SRT Warranty History
iKnow Search Case History iApprove iRequest

Serial Numbers
VIN : 1HSXYSJR3CJ078908

Description	Location	ATA Code	Current Serial Number	Original Serial Number
AFTER TREATMENT ASSEMBLY		043	0037316	0037316
ELEC VEH PERF MOD / ENG		230	081013430924230	081013430924230
ENGINE		045	125HM2Y4135620	4135620
FIFTH WHEEL		059	229411235	229411235
FRONT AXLE, NON-DRIVEN		011	MON00751995	MON00751995
IGNITION KEY NUMBER		402	K414	K414
REAR AXLE FRONT REAR DRVN		122	HN03821887	HN03821887
REAR AXLE REAR REAR DRVN		222	HN03821888	HN03821888
SEAT	S2	102	14101911010249	14101911010249
SEAT	S1	102	14101911011908	14101911011908
STEERING GEAR		015	11J02932	11J02932
TRANSMISSION, MANUAL		026	S0916733	S0916733

Copyright 2016 Navistar, Inc.
All times are: (UTC-06:00) Central Time (US & Canada)
2016/04/21 15:49 BRKSVW316



International Vehicle Information

Home Publications Service Reference Write Up Dealer
Warranty Support

Chassis / VIN Number

Select tab(s) to print

Summary Health Report Managed Repairs Details Components Serial Numbers Warranty Coverage SRT Warranty History
iKNOW Search Case History iApprove iRequest

Components

VIN : 1HSXYSJR3CJ078908 129 components found.

S.No	Class Description	Parts Catalog Component	Component Line Drawing	Description
1	FRAMES	<u>0001LNZ</u>	<u>0001LNZ</u>	FRT BUMPER-FULL WIDTH AERO CHROME PLT Full Width, Aerodynamic, Steel, Chrome Plated
2	FRAMES	<u>0001124</u>	<u>0001124</u>	FRAME RAILS 110,000 PSI YIELD 353.4" Heat Treated Alloy Steel (110,000 PSI Yield); 12.250" x 3.375" x 0.375" x 353.4" OAL
3	FRAMES	<u>0001570</u>	<u>0001570</u>	TWO FRONT TOW HOOKS Frame Mounted
4	FRAMES	<u>0001616</u>	<u>0001616</u>	TAPERED REAR FRAME RAILS
5	FRONT AXLES	<u>0002ASG</u>	<u>0002ASG</u>	FR AXLE 13.2K MTOR MFS13143A WIDE TRK Wide Track, I-Beam Type, 13,200-lb Capacity
6	FRONT SUSPENSIONS	<u>0003ADD</u>	<u>0003ADD</u>	14,000-LB FRT PARABOLIC TAPER LEAF SUS Parabolic, Taper Leaf; 14,000-lb Capacity; With Shock Absorbers
7	BRAKES	<u>0004AAB</u>	<u>0004AAB</u>	2-ADDL 30/30 HALDEX PARK BRAKE CHAMBERS Spring Brake Type; 30/30 SqIn
8	BRAKES	<u>0004AZA</u>	<u>0004AZA</u>	BENDIX AIR BRAKE ABS Full Vehicle Wheel Control System (4-Channel)
9	BRAKES	<u>0004EAW</u>	<u>0004EAW</u>	AIR DRYER BENDIX (AD-IP) With Heater, Standard Location
10	BRAKES	<u>0004ERR</u>	<u>0004ERR</u>	MERITOR Q-PLUS FRONT BRAKE
11	BRAKES	<u>0004ERS</u>	<u>0004ERS</u>	MERITOR Q-PLUS REAR BRAKE
12	BRAKES	<u>0004ETE</u>	<u>0004ETE</u>	FRT CHAMBERS HALDEX 24" 24 SqIn
13	BRAKES	<u>0004EVL</u>	<u>0004EVL</u>	REAR BRAKE CHAMBERS HALDEX GC3030LHDHO 30/30 Spring Brake
14	BRAKES	<u>0004NDH</u>	<u>0004NDH</u>	16.5X8.625 R S-CAM BK 30/30 L/S CHAMBERS S-Cam; 16.5" x 8.625" Includes 30/30 Sq.In. Long Stroke Brake Chambers and Spring Actuated Parking Brake
15	BRAKES	<u>0004SPM</u>	<u>0004SPM</u>	AIR COMPRESSOR 15.9 CFM SINGLE CYLINDER 15.9 CFM Capacity, Single Cylinder
16	BRAKES	<u>0004VEJ</u>	<u>0004VEJ</u>	MOUNT 2 AIR TANKS : One Mounted Left Rail, Under Cab, One Mounted Under Right Rail Back of Cab
17	BRAKES	<u>0004WDT</u>	<u>0004WDT</u>	SPRING BRAKE VALVE RELAY With Relay function
18	BRAKES			INVERSION VALVE FOR TRACTOR ONLY and Double Check Valve; for Spring Brake Modulation with

		<u>0004WWE</u>	<u>0004WWE</u>	Tractor Application
19	BRAKES	<u>0004092</u>	<u>0004092</u>	TRACTOR DUAL AIR BRAKE SYSTEM Dual System for Tractor Applications
20	BRAKES	<u>0004196</u>	<u>0004196</u>	16.5"X 5" W/24" L/S CHAMBERS 16.5" x 5", Includes 24 Sqln Long Stroke Brake Chambers
21	STEERING	<u>0005PSA</u>	<u>0005PSA</u>	1-PWR STRG GEAR SHEPPARD M100 Power
22	STEERING	<u>0005WBC</u>	<u>0005WBC</u>	STRG WHL BLK LTHR 2-SPK 2-Spoke; 18" Dia., Black, Leather Wrapped
23	STEERING	<u>0005710</u>	<u>0005710</u>	STRG COL, TILT & TELE Tilting and Telescoping
24	EXHAUST SYSTEMS	<u>0007DWX</u>	<u>0007DWX</u>	EXH DU VERT/VERT BRT TEAR DROP GUARDS Single, Horizontal Aftertreatment Device Frame Mounted Right Side Under Sleeper; Includes Bright Dual Vertical Tail Pipes and Bright Tear Drop Design Guards; Cab "B" Pillar Mounted
25	EXHAUST SYSTEMS	<u>0007SDA</u>	<u>0007SDA</u>	ENG COMPRESSION BRAKE MF 11 & 13 by Jacobs; for MaxxForce 11 & 13 Engines, With Selector Switch and On/Off Switch
26	EXHAUST SYSTEMS	<u>0007WBB</u>	<u>0007WBB</u>	TAIL PIPE TURN BACK BRIGHT DUAL (2) Turnback Type, Bright, for Dual Exhaust
27	EXHAUST SYSTEMS	<u>0007WBU</u>	<u>0007WBU</u>	TAIL PIPE HEIGHT 11'6" 11' 6"
28	EXHAUST SYSTEMS	<u>0007WZX</u>	<u>0007WZX</u>	SWITCH 3 POSITION FOR EXHAUST TREATMENT 3 Position, Momentary, Lighted Momentary, ON/CANCEL, Center Stable, INHIBIT REGEN, Mounted in IP Inhibits Diesel Particulate Filter Regeneration When Switch is Moved to ON While Engine is Running, Resets When Ignition is Turned OFF
29	ELECTRICAL SYSTEMS	<u>0008GGN</u>	<u>0008GGN</u>	160 AMP 12V ALT BOSCH LH160 Brush Type, 12 Volt 160 Amp. Capacity, Pad Mount
30	ELECTRICAL SYSTEMS	<u>0008RBZ</u>	<u>0008RBZ</u>	AUXILIARY CB SPEAKER With Jack for CB; Mounted Left Side Above Driver's Door
31	ELECTRICAL SYSTEMS	<u>0008RDG</u>	<u>0008RDG</u>	1-ANTENNA BASE MTD TO LEFT MIR CB/AM/FM (1) Dual Function, for CB and Entertainment Radio, With Splitter, Lead-In and Dual Function Antenna; Mounted on Left Mirror
32	ELECTRICAL SYSTEMS	<u>0008RDT</u>	<u>0008RDT</u>	CB RADIO ACCOMODATION PKG-SPECIAL Accommodation Package; Accommodates Larger CB Radio, Includes Brackets and Velcro Straps, With Two Post Power Terminal and Direct Wire Power Option Mounted Center of Header
33	ELECTRICAL SYSTEMS	<u>0008RKH</u>	<u>0008RKH</u>	AM/FM/WB, CLOCK, CD, AUX INPUT, USB AM/FM Premium Stereo, With CD Player, Weatherband, Clock, Front & Rear Aux Input, USB Port, and Multiple Speakers, Includes iPod Command and Control
34	ELECTRICAL SYSTEMS	<u>0008WBW</u>	<u>0008WBW</u>	1-JUMP START STUD TERMINAL (REMOTE MTD) Remote Mounted
35	ELECTRICAL SYSTEMS	<u>0008WHJ</u>	<u>0008WHJ</u>	RECTANGULAR BELL, CHROME AIR HORNS Rectangular Bell; Chrome
36	ELECTRICAL SYSTEMS	<u>0008WNH</u>	<u>0008WNH</u>	DAYTIME RUNNING LIGHTS Daytime
37	ELECTRICAL SYSTEMS	<u>0008WWH</u>	<u>0008WWH</u>	BATT BOX AL LSM BOC Aluminum; With Bright Stainless Steel Cover, Mounted Perpendicular to Left Rail BOC
38	ELECTRICAL SYSTEMS	<u>0008WXG</u>	<u>0008WXG</u>	START MOTOR MITSUBISHI 12-Volt, with Soft-Start
39	ELECTRICAL SYSTEMS	<u>0008XAH</u>	<u>0008XAH</u>	MANUAL-RESET CIRC BREAKERS (MAIN PANEL) Manual-Reset (Main Panel) SAE Type III With Trip Indicators, Replaces All Fuses Except For 5-Amp Fuses
40	ELECTRICAL SYSTEMS	<u>0008000</u>	<u>0008000</u>	ELEC SYS (12 VOLT) 12-Volt, Standard Equipment
41	ELECTRICAL SYSTEMS	<u>0008718</u>	<u>0008718</u>	POWER SOURCE (CIGAR-TYPE RECEPTACLE)

				Cigar Type Receptacle without Plug and Cord
42	FRONT END	<u>0009HAN</u>	<u>0009HAN</u>	SOUND INSULATION UNDER HOOD for Sound Abatement
43	FRONT END	<u>0009HBN</u>	<u>0009HBN</u>	INSULATION SPLASH GUARD/ SOUND ABATEMENT for Sound Abatement
44	FRONT END	<u>0009WAC</u>	<u>0009WAC</u>	BUG SCREEN Front End; Mounted Behind Grille
45	FRONT END	<u>0009107</u>	<u>0009107</u>	FIBERGLASS TILTING FRONT END Tilting, Fiberglass
46	SPEEDOMETER, TOOLS, MISC	<u>0010GCG</u>	<u>0010GCG</u>	A/S 5TH FONT 24" SLD SL7ATB675024 24" Slide, Cast Top Plate, 6.75" Above Top of Frame; Left Side Release
47	SPEEDOMETER, TOOLS, MISC	<u>0010WPS</u>	<u>0010WPS</u>	MUD FLAP HOLDERS, BRT FINISH Spring Loaded, Bright Finish; With Red and White Reflective Tape; Less Fiaps
48	SPEEDOMETER, TOOLS, MISC	<u>0010WPZ</u>	<u>0010WPZ</u>	MUD FLAPS L/LOGO BLACK Black Poly, Anti-Sail, Anti Spray, Less Logo; Less Holders
49	SPEEDOMETER, TOOLS, MISC	<u>0010000</u>	<u>0010000</u>	SPEEDO & MISC and Miscellaneous
50	SPEEDOMETER, TOOLS, MISC	<u>0010130</u>	<u>0010130</u>	SINGLE COLOR 130 PT SCHEMATIC Single Color, Design 130 for 51" or 56" Low-Roof Sleeper Cab/Chassis
51	SPEEDOMETER, TOOLS, MISC	<u>0010210</u>	<u>0010210</u>	EMISSION LABELS (FUEL ECONOMY/NOISE) Emissions, Fuel Economy and Noise. DO NOT ORDER-FOR FACTORY USE ONLY
52	SPEEDOMETER, TOOLS, MISC	<u>0010761</u>	<u>0010761</u>	PAINT-BASE COAT/CLEAR COAT 1-2 TONE Base Coat/Clear Coat, 1-2 Tone
53	CLUTCH	<u>0011MGR</u>	<u>0011MGR</u>	CLUTCH 15.5" EATON SOLO ADVANTAGE Self-Adjusting, Two-Plate, Cast Angle Spring; Ceramic, 15.5" Diameter, Soft Clutch 7-Spring Damper, Mechanical Pull-Type Control, 1700 lb-ft Torque Capacity
54	ENGINE	<u>0012BAW</u>	<u>0012BAW</u>	MAXXFORCE 13 475HP/2100 RPM GOV SPD EPA 2010, 475 HP @ 1700 RPM, 1700 lb-ft Torque @ 1000 RPM, 2100 RPM Governed Speed, 475 Peak HP (Max)
55	ENGINE	<u>0012THX</u>	<u>0012THX</u>	FAN DRIVE VISCOUS HORTON V-MASTER-ULTRA Viscous
56	ENGINE	<u>0012UBH</u>	<u>0012UBH</u>	RAD 1564" CAC 1572" LTR 1293" Aluminum; Welded, Front to Back Down Flow System, 1564 SqIn, 1572 SqIn Dual CAC, 1293 SqIn 3 Core LTR
57	ENGINE	<u>0012UXH</u>	<u>0012UXH</u>	2010 FEDERAL EMISSIONS MAXXFORCE 13 for 2010; MaxxForce 13 Engines
58	ENGINE	<u>0012VBA</u>	<u>0012VBA</u>	DUAL POL S/S AIR CLEANERS Dual; Polished Stainless Steel; Mounted One on Each Side of Cowl Ahead of The Doors
59	ENGINE	<u>0012WCG</u>	<u>0012WCG</u>	HOSE CLAMPS(MINI FLEX SEAL)TYPE Coil Spring/"T"-Bolt Type, for Radiator Hoses over 1" I.D.
60	ENGINE	<u>0012WEG</u>	<u>0012WEG</u>	AUTO COLD START W/ENGINE ECM CONTROL Automatic; With Engine ECM Control
61	ENGINE	<u>0012WTA</u>	<u>0012WTA</u>	FAN DRIVE SPECIAL EFFECTS COOLING RING Fan Cooling Ring with Fan Shroud Effects, Engine Mounted
62	ENGINE	<u>0012WZE</u>	<u>0012WZE</u>	EMISSION COMPLIANT FEDERAL NOT CA Federal, Does Not Comply With California Clean Air Idle Regulations
63	TRANSMISSION	<u>0013GNB</u>	<u>0013GNB</u>	FULLER FRO-17210C 10-SPD TRANS W/OD 10-Speed Manual, With Overdrive, With Air Shift, With Internal Lube Oil Pump
64	TRANSMISSION	<u>0013WGJ</u>	<u>0013WGJ</u>	OIL CLR MAN XMSN WATER TO OIL Water to Oil Type Included in Radiator End Tank (REQUIRES TRANSMISSION LUBE PUMP)

65	REAR AXLES, SUSPENSIONS	<u>0014GJD</u>	<u>0014GJD</u>	DANA SPICER DST41/RST41 40K R/AXLE Single Reduction; 40,000-lb Capacity, 200 Wheel Ends
66	REAR AXLES, SUSPENSIONS	<u>0014UKZ</u>	<u>0014UKZ</u>	HEND HAS402-55 AIR SUSP 40000# 55" 55" Axle Spacing; 40,000-lb Capacity, 9.5" Ride Height, With Shock Absorbers Mounted in Standard Location
67	REAR AXLES, SUSPENSIONS	<u>0014899</u>	<u>0014899</u>	HTG CNTRL AIR SUSPN//DUMP Pressure Release Control In Cab
68	FUEL TANKS	<u>0015DGB</u>	<u>0015DGB</u>	2-FL TK UC AL 100G LT/RT 24"DIA Top Draw; Polished Aluminum, 24" Diam., 100 U.S. Gal., 378L Capacity; Total Capacity 200 U.S. Gal., 757L; with Dual Supply & Return lines and Less Equalizer Line, Mounted Left & Right, Under Cab
69	FUEL TANKS	<u>0015LKU</u>	<u>0015LKU</u>	FUEL/WATER SEPARATOR RACOR Fuel Pre-Filter and Filter Base, Includes Water-In-Fuel Sensor
70	CABS, COWLS, BODIES	<u>0016AUB</u>	<u>0016AUB</u>	CAB SLEEPER 51" LOW-ROOF Conventional, Low-Roof Sleeper Cab; 51" Seat to Inside Back of Cab, with 37" Wide Bunk
71	CABS, COWLS, BODIES	<u>0016CDL</u>	<u>0016CDL</u>	INTERIOR TRIM ACCENT COLOR DARK TAN Dark Tan
72	CABS, COWLS, BODIES	<u>0016HBM</u>	<u>0016HBM</u>	ENG GA CLUSTER W/ENG SPEEDO IVORY FACE Ivory Face; English with English Electronic Speedometer and with Tachometer; Includes Electronic Display Odometer, Trip Odometer, Engine Hours and Engine Trip Hours for Air Brake Chassis, Includes Total PTO Hours, Total Idle Hours, and Instant Fuel Econ
73	CABS, COWLS, BODIES	<u>0016HHK</u>	<u>0016HHK</u>	LOAD INDICATING GAUGE With Chrome Bezel; for Use With Rear Air Suspension
74	CABS, COWLS, BODIES	<u>0016JPE</u>	<u>0016JPE</u>	DRIVER SEAT NAT'L Air Suspension, High Back, Vinyl Boxing With Cloth Facing, 2 Arm Rests Isolator, 7.5" Adjuster, 3 Chamber Lumbar, 6 Way Front Cushion Adjust, 3 Way Rear Cushion Adj, 6-23 Degree Back Angle Adjust, Vinyl Suspension Cover, Non-Swivel, Map Pocket
75	CABS, COWLS, BODIES	<u>0016PNK</u>	<u>0016PNK</u>	PASSENGER SEAT NAT'L Non Suspension, High Back, Vinyl Boxing With Cloth Facing, Two Arm Rest, 11 Degree Back Angle Adjustment
76	CABS, COWLS, BODIES	<u>0016SAJ</u>	<u>0016SAJ</u>	FAN IN SLEEPER BUNK AREA in Bunk Area
77	CABS, COWLS, BODIES	<u>0016VAP</u>	<u>0016VAP</u>	CAB INT TRIM EAGLE 51" LO ROOF Eagle Level; Vinyl, for 51" Low-Roof Sleeper Cab
78	CABS, COWLS, BODIES	<u>0016VSP</u>	<u>0016VSP</u>	CAB AIR SUSPENSION Frame Mounted Cab Rear Air Suspension; Includes Integrated Crossmember, for Sleeper Cab
79	CABS, COWLS, BODIES	<u>0016WAK</u>	<u>0016WAK</u>	POWER WINDOWS (LT&RT DOORS) in Left and Right Doors
80	CABS, COWLS, BODIES	<u>0016WJG</u>	<u>0016WJG</u>	POWER DOOR LOCKS Power
81	CABS, COWLS, BODIES	<u>0016WKB</u>	<u>0016WKB</u>	HTR&A/C (INTERNATIONAL BLEND-AIR) With Integral Heater & Defroster
82	CABS, COWLS, BODIES	<u>0016WKR</u>	<u>0016WKR</u>	WINDSHIELD SINGLE PIECE Single Piece
83	CABS, COWLS, BODIES	<u>0016WSM</u>	<u>0016WSM</u>	2-MIRRORS 16"X 7" HEAT RT/POWER ONLY West Coast Type, Rectangular, Heated Heads, Less Lights, Left Head Non-Motorized and Right Head Motorized, Bright Heads & Brackets, 16" x 7" & Convex Mirror, 102" Inside Spacing
84	CABS, COWLS, BODIES	<u>0016XWD</u>	<u>0016XWD</u>	EXTERIOR SUNSHADE PAINTED AERO Aerodynamic, Painted Roof Color; Includes Integral Clearance/Marker Lights
85	CABS, COWLS, BODIES	<u>0016ZDU</u>	<u>0016ZDU</u>	GRAB HANDLES EXTERIOR (TOWEL BAR TYPE) Exterior; Towel Bar Type In Lieu Of Non-Bright Grab Handles; for use with Cab or Cab/Sleeper Non-Bright Access, Without Frame Access or Chassis Skirts

86	CABS, COWLS, BODIES	<u>0016000</u>	<u>0016000</u>	TRANS COVER, FLOOR MATS, SEALS Transmission Cover, Floor Mats and Seal DO NOT ORDER-FOR FACTORY USE ONLY
87	CABS, COWLS, BODIES	<u>0016554</u>	<u>0016554</u>	2 HEATER GATE VALVES Gate Valve Type
88	WHEELS, TIRES - FRONT	<u>0027DMK</u>	<u>0027DMK</u>	DISC FR WHL 24.5X8.25 P/AL DISC; 24.5x8.25 Rims, Polished Aluminum, 10-Stud, 285.75mm BC, Hub-Piloted, Flanged Nut, with Steel Hubs
89	WHEELS, TIRES - REAR	<u>0028DMK</u>	<u>0028DMK</u>	DUAL DISC RR WHL 24.5X8.25 P/AL DUAL DISC; 24.5x8.25 Rims, Polished Aluminum, 10-Stud, 285.75mm BC, Hub-Piloted, Flanged Nut, with Steel Hubs
90	WARRANTY	<u>0040011</u>	<u>0040011</u>	HEAVY DUTY STD WARRANTY Heavy Duty Standard
91		<u>0217LTR</u>	<u>0217LTR</u>	
92		<u>0225LTA</u>	<u>0225LTA</u>	
93		<u>0225LTH</u>	<u>0225LTH</u>	
94	BRAKES	<u>0504306</u>	<u>0504306</u>	R/S AUTO-SLACK ADJSTRS-FRONT Automatic
95	BRAKES	<u>0504355</u>	<u>0504355</u>	R/S AUTO-SLACK ADJSTRS-REAR Automatic
96	BRAKES	<u>0504360</u>	<u>0504360</u>	STEEL AIR TANK W/THREAD O-RING PORTS Steel, With Straight Thread O-Ring Ports
97	BRAKES	<u>0504504</u>	<u>0504504</u>	MERITOR MA1502 FRONT BRAKE LININGS
98	BRAKES	<u>0504507</u>	<u>0504507</u>	MERITOR MA2001 REAR BRAKE LININGS for S- Cam Brake
99	DRIVELINES	<u>0506001</u>	<u>0506001</u>	TRANSMISSION OUTPUT YOKE
100	DRIVELINES	<u>0506007</u>	<u>0506007</u>	FORWARD REAR AXLE INPUT YOKE
101	DRIVELINES	<u>0506008</u>	<u>0506008</u>	FORWARD REAR AXLE REAR OUTPUT YOKE
102	DRIVELINES	<u>0506010</u>	<u>0506010</u>	REAR REAR AXLE INPUT YOKE or Single Rear Axle Input
103	DRIVELINES	<u>0506100</u>	<u>0506100</u>	DRIVELINE LABOR for Driveline Labor
104	DRIVELINES	<u>0506102</u>	<u>0506102</u>	FIRST CENTER BEARING
105	DRIVELINES	<u>0506110</u>	<u>0506110</u>	CENTER BEARING MOUNTING PARTS
106	SPEEDOMETER, TOOLS, MISC	<u>0510000</u>	<u>0510000</u>	BULK MATERIAL
107	MISC	<u>0510002</u>	<u>0510002</u>	SERVICE ASM; CAB, DCM, HARNESS, IP
108	SPEEDOMETER, TOOLS, MISC	<u>0510885</u>	<u>0510885</u>	VEPS IDENTITY SART
109	SPEEDOMETER, TOOLS, MISC	<u>0510887</u>	<u>0510887</u>	YELLOW EXTENDED LIFE COOLANT EFFECTS for Ultra Yellow Extended Life Coolant Effects
110	SPEEDOMETER, TOOLS, MISC	<u>0510890</u>	<u>0510890</u>	VEPS IDENTITY MSM 2010 for Multiplex Signal Module, Version P with 2010 Emissions
111	SPEEDOMETER, TOOLS, MISC	<u>0510901</u>	<u>0510901</u>	HD2 IDENTITY HD2
112	SPEEDOMETER, TOOLS, MISC	<u>0510936</u>	<u>0510936</u>	VEPS IDENTITY for EC-60 ABS
113	SPEEDOMETER, TOOLS, MISC	<u>0510974</u>	<u>0510974</u>	ENGINEERING PROG ID 2010 EMISSIONS STD for 2010 EPA Emissions Standards
114	SPEEDOMETER, TOOLS, MISC	<u>0510993</u>	<u>0510993</u>	VEPS IDENTITY Electronic Diagnostics
115	ENGINE	<u>0512043</u>	<u>0512043</u>	COOLANT FILTER 2010 MF 11 & 13 ENGINES for 2010 MaxxForce 11 and 13 Engines
116	CABS, COWLS, BODIES	<u>0516020</u>	<u>0516020</u>	CABINET FOOTLOCKER WITH TV/VCR SHELF Storage, At Foot of Bunk, With Provisions for TV/VCR Storage with Tie down and Power Source, Eagle Trim Level, Conventional Sleeper Cab
117	WHEELS MISC OPTIONS	<u>0529001</u>	<u>0529001</u>	LUBE FRT WHL BEARINGS

118	WHEELS MISC OPTIONS	<u>0529002</u>	<u>0529002</u>	LUBE REAR WHL BEARINGS
119	MISC	<u>0530100</u>	<u>0530100</u>	TIRES
120	BODY & CHASSIS PAINT	<u>0535001</u>	<u>0535001</u>	PAINT COLOR GROUP NO. 01 No. 01
121	BODY & CHASSIS PAINT	<u>0535011</u>	<u>0535011</u>	IDENTITY CODE FOR STD PAINT COLORS ONLY for Internal Order Coding
122	BODY & CHASSIS PAINT	<u>0535012</u>	<u>0535012</u>	PAINT CHASSIS COLOR GROUP WATER/URETHANE Water Bourne Urethane, Standard Chassis Black
123		<u>0738422</u>	<u>0738422</u>	
124	BRAKES	<u>0804WWM</u>	<u>0804WWM</u>	(3) DRAIN VALVES WITH PULL CHAIN Manual; With Pull Chains, for Air Tanks
125	ELECTRICAL SYSTEMS	<u>0808WML</u>	<u>0808WML</u>	DUAL WORK LIGHTS-MOUNTED ON SLEEPER (2) Pedestal Type; Mounted to Top Rear Back of Cab Below Drip Rail
126	SPEEDOMETER, TOOLS, MISC	<u>0810000</u>	<u>0810000</u>	5TH WHL ON RR AXLE CENTERLINE On Rear Axle Centerline
127	ENGINE	<u>0812BAG</u>	<u>0812BAG</u>	MANUAL FAN DRIVE OVERRIDE Manual; With Electric Switch on Instrument Panel, (Fan On With Switch On)
128	TRANSMISSION	<u>0813WCC</u>	<u>0813WCC</u>	PTO CONTROLS,DASH MOUNTED For Customer Provided PTO; Includes Control Valve, Piping and Wiring, Wired for PTO
129	FRAMES	<u>0831900</u>	<u>0831900</u>	3-PLATE(SWING-TYPE)LICENSE PLATE HOLDER 3-Plate, Swing Type, Mounted Below Front Bumper.


Copyright 2016 Navistar, Inc.

All times are: (UTC-06:00) Central Time (US & Canada)

2016/04/21 15:49 BRKSVW316

IZAGUIRRE TRANSPORTATION, LLC

7413 N. La Homa Rd
Mission, TX 78574
Ph: 956-584-0554



Quote

Date	Invoice #
9/9/2016	4354

Email: diana.izaguirre@yahoo.com

Bill To
Hidalgo County Purchasing Dept 2802 US-281 BUS Edinburg, TX 78539

PO#	Due Date
	10/31/2016

Date	Truck#/Vacuum...	Equipment	Description	Price	Amount
09/09/2016	3	2012 International	Vin# 1HSXYSJRXCJ611417 Miles: 116,819 Model: 5900I SBA 6x4 Pro Star-Max Force 13 Engine 475 HP/2100 RPM	90,000.00	90,000.00
09/09/2016	3	2012 TYTAL	PTO and Gardner Denver Pump included Vin# 3T1L1T628CC000109 130 BBL Steel Vacuum Model; 42 ft Length x 98 in Width x 10'6" Height; 11R24.5 Tires; Fixed Tandem Axle; Steel Composition; 5,460 gal Capacity; 130 BBL STEEL VACUUM TRAILER License Plate# 011B128 <i>trailer color - white.</i>	30,000.00	30,000.00

OPENED

9:48

9-14-16

Witnessed

Field Office:
7568 South Hwy 16
Jourdanton, Tx 78026
Phone: (956)378-0090
Dispatch: (830)277-1515

Total	\$120,000.00
Balance Due	\$120,000.00



International Vehicle Information

Home Publications Service Reference Write Up Dealer
Warranty Support

Chassis / VIN Number

Select tab(s) to print

Summary Health Report Managed Repairs Details Components Serial Numbers Warranty Coverage SRT Warranty History
iKNOW Search Case History iApprove iRequest

Serial Numbers

VIN : 1HSXYSJRXCJ611417

Description	Location	ATA Code	Current Serial Number	Original Serial Number
AFTER TREATMENT ASSEMBLY		043	0032617	0032617
CAB		002	E0381710	E0381710
ELEC VEH PERF MOD / ENG		230	081013430158020	081013430158020
ENGINE		045	125HM2Y4130859	4130859
FIFTH WHEEL		059	224911372	224911372
FRONT AXLE, NON-DRIVEN		011	MON00705428	MON00705428
IGNITION KEY NUMBER		402	K432	K432
REAR AXLE FRONT REAR DRVN		122	FOR01542573	FOR01542573
REAR AXLE REAR REAR DRVN		222	FOR01542572	FOR01542572
SEAT	S2	102	06091311090257	06091311090257
SEAT	S1	102	14081011004255	14081011004255
STEERING GEAR		015	11H08474	11H08474
TRANSMISSION, MANUAL		026	S0907907	S0907907

Copyright 2016 Navistar, Inc.

All times are: (UTC-06:00) Central Time (US & Canada)
2016/04/21 15:49 BRKSVW316



International Vehicle Information

Home Publications Service Reference Write Up Dealer
Warranty Support

Chassis / VIN Number

Select tab(s) to print

Summary Health Report Managed Repairs Details Components Serial Numbers Warranty Coverage SRT Warranty History
iKNOW Search Case History iApprove iRequest

Components

VIN : 1HSXYSJRXCJ611417

126 components found.

S.No	Class Description	Parts Catalog Component	Component Line Drawing	Description
1	FRAMES	0001CCU	0001CCU	FRAME RAILS 120,000 PSI YIELD 353.4" OAL Heat Treated Alloy Steel (120,000 PSI Yield); 10.250" x 3.610" x 0.375" x 353.4" OAL
2	FRAMES	0001LNZ	0001LNZ	FRT BUMPER-FULL WIDTH AERO CHROME PLT Full Width, Aerodynamic, Steel, Chrome Plated
3	FRAMES	0001616	0001616	TAPERED REAR FRAME RAILS
4	FRONT AXLES	0002ARW	0002ARW	FR AXLE 12K MTOR MFS-12-143A WIDE TRK Wide Track, I-Beam Type, 12,000-lb Capacity
5	FRONT SUSPENSIONS	0003ADC	0003ADC	12,000-LB FRT PARABOLIC TAPER LEAF SUSP Parabolic, Taper Leaf; 12,000-lb Capacity; With Shock Absorbers
6	BRAKES	0004AAB	0004AAB	2-ADDL 30/30 HALDEX PARK BRAKE CHAMBERS Spring Brake Type; 30/30 Sqli
7	BRAKES	0004AZA	0004AZA	BENDIX AIR BRAKE ABS Full Vehicle Wheel Control System (4-Channel)
8	BRAKES	0004EAH	0004EAH	AIR DRYER BENDIX AD-9 With Heater, Standard Location
9	BRAKES	0004ERR	0004ERR	MERITOR Q-PLUS FRONT BRAKE
10	BRAKES	0004ERS	0004ERS	MERITOR Q-PLUS REAR BRAKE
11	BRAKES	0004ETE	0004ETE	FRT CHAMBERS HALDEX 24" 24 Sqli
12	BRAKES	0004EVL	0004EVL	REAR BRAKE CHAMBERS HALDEX GC3030LHDHO 30/30 Spring Brake
13	BRAKES	0004NDB	0004NDB	16.5X7 R S-CAM BRKS 30/30 L/S CHAMBERS S-Cam; 16.5" x 7.0"; Includes 30/30 Sq.In. Long Stroke Brake Chamber and Spring Actuated Parking Brake
14	BRAKES	0004SPM	0004SPM	AIR COMPRESSOR 15.9 CFM SINGLE CYLINDER 15.9 CFM Capacity, Single Cylinder
15	BRAKES	0004WAN	0004WAN	MT 2 A/TKS U/BB O/S LT RAIL BOC 90DEGREE Mounted Under Battery Box, Outside Left Rail, Back of Cab; Perpendicular to Rail
16	BRAKES	0004WDT	0004WDT	SPRING BRAKE VALVE RELAY With Relay function
17	BRAKES	0004092	0004092	TRACTOR DUAL AIR BRAKE SYSTEM Dual System for Tractor Applications
				16.5"X 5" W/24" L/S CHAMBERS 16.5" x 5", Includes

Vehicle Information

18	BRAKES	<u>0004196</u>	<u>0004196</u>	24 Sqn Long Stroke Brake Chambers
19	STEERING	<u>0005PSA</u>	<u>0005PSA</u>	1-PWR STRG GEAR SHEPPARD M100 Power
20	STEERING	<u>0005WAL</u>	<u>0005WAL</u>	STRG WHL BLK 2-SPK 2-Spoke; 20" Dia., Black
21	STEERING	<u>0005710</u>	<u>0005710</u>	STRG COL, TILT & TELE Tilting and Telescoping
22	EXHAUST SYSTEMS	<u>0007DWX</u>	<u>0007DWX</u>	EXH DU VERT/VERT BRT TEAR DROP GUARDS Single, Horizontal Aftertreatment Device Frame Mounted Right Side Under Sleeper; Includes Bright Dual Vertical Tail Pipes and Bright Tear Drop Design Guards; Cab "B" Pillar Mounted
23	EXHAUST SYSTEMS	<u>0007SDA</u>	<u>0007SDA</u>	ENG COMPRESSION BRAKE MF 11 & 13 by Jacobs; for MaxxFORCE 11 & 13 Engines, With Selector Switch and On/Off Switch
24	EXHAUST SYSTEMS	<u>0007WBB</u>	<u>0007WBB</u>	TAIL PIPE TURN BACK BRIGHT DUAL (2) Turnback Type, Bright, for Dual Exhaust
25	ELECTRICAL SYSTEMS	<u>0008GGN</u>	<u>0008GGN</u>	160 AMP 12V ALT BOSCH LH160 Brush Type, 12 Volt 160 Amp. Capacity, Pad Mount
26	ELECTRICAL SYSTEMS	<u>0008RBZ</u>	<u>0008RBZ</u>	AUXILIARY CB SPEAKER With Jack for CB; Mounted Left Side Above Driver's Door
27	ELECTRICAL SYSTEMS	<u>0008RDG</u>	<u>0008RDG</u>	1-ANTENNA BASE MTD TO LEFT MIR CB/AM/FM (1) Dual Function, for CB and Entertainment Radio, With Splitter, Lead-In and Dual Function Antenna; Mounted on Left Mirror
28	ELECTRICAL SYSTEMS	<u>0008RKH</u>	<u>0008RKH</u>	AM/FM/WB, CLOCK, CD, AUX INPUT, USB AM/FM Premium Stereo, With CD Player, Weatherband, Clock, Front & Rear Aux Input, USB Port, and Multiple Speakers, Includes iPod Command and Control
29	ELECTRICAL SYSTEMS	<u>0008WHJ</u>	<u>0008WHJ</u>	RECTANGULAR BELL, CHROME AIR HORNS Rectangular Bell; Chrome
30	ELECTRICAL SYSTEMS	<u>0008WJK</u>	<u>0008WJK</u>	BATT BOX STL LSM BOFT 30"W 2-4 CAP Steel, With Plastic Cover, 18" Long By 30" Wide, 2, 3, or 4 Battery Capacity, Mounted Left Side Behind Fuel Tank
31	ELECTRICAL SYSTEMS	<u>0008WNH</u>	<u>0008WNH</u>	DAYTIME RUNNING LIGHTS Daytime
32	ELECTRICAL SYSTEMS	<u>0008WXG</u>	<u>0008WXG</u>	START MOTOR MITSUBISHI 12-Volt, with Soft-Start
33	ELECTRICAL SYSTEMS	<u>0008WZC</u>	<u>0008WZC</u>	2-BEACON LIGHTS CAB MOUNTED (2) Cab Mounted, Includes Mounting Brackets, Wiring and Switch on Dash
34	ELECTRICAL SYSTEMS	<u>0008XAH</u>	<u>0008XAH</u>	MANUAL-RESET CIRC BREAKERS (MAIN PANEL) Manual-Reset (Main Panel) SAE Type III With Trip Indicators, Replaces All Fuses Except For 5-Amp Fuses
35	ELECTRICAL SYSTEMS	<u>0008000</u>	<u>0008000</u>	ELEC SYS (12 VOLT) 12-Volt, Standard Equipment
36	ELECTRICAL SYSTEMS	<u>0008718</u>	<u>0008718</u>	POWER SOURCE (CIGAR-TYPE RECEPTACLE) Cigar Type Receptacle without Plug and Cord
37	FRONT END	<u>0009HAN</u>	<u>0009HAN</u>	SOUND INSULATION UNDER HOOD for Sound Abatement
38	FRONT END	<u>0009HBN</u>	<u>0009HBN</u>	INSULATION SPLASH GUARD/ SOUND ABATEMENT for Sound Abatement
39	FRONT END	<u>0009WAC</u>	<u>0009WAC</u>	BUG SCREEN Front End; Mounted Behind Grille
40	FRONT END	<u>0009107</u>	<u>0009107</u>	FIBERGLASS TILTING FRONT END Tilting, Fiberglass
41	SPEEDOMETER, TOOLS, MISC	<u>0010GCG</u>	<u>0010GCG</u>	A/S 5TH FONT 24" SLD SL7ATB675024 24" Slide, Cast Top Plate, 6.75" Above Top of Frame; Left Side Release
42	SPEEDOMETER, TOOLS, MISC	<u>0010WPS</u>	<u>0010WPS</u>	MUD FLAP HOLDERS, BRT FINISH Spring Loaded, Bright Finish; With Red and White Reflective Tape; Less Flaps
43	SPEEDOMETER, TOOLS, MISC	<u>0010WPZ</u>	<u>0010WPZ</u>	MUD FLAPS L/LOGO BLACK Black Poly, Anti-Sail, Anti Spray, Less Logo; Less Holders

44	SPEEDOMETER, TOOLS, MISC	<u>0010000</u>	<u>0010000</u>	SPEEDO & MISC and Miscellaneous
45	SPEEDOMETER, TOOLS, MISC	<u>0010130</u>	<u>0010130</u>	SINGLE COLOR 130 PT SCHEMATIC Single Color, Design 130 for 51" or 56" Low-Roof Sleeper Cab/Chassis
46	SPEEDOMETER, TOOLS, MISC	<u>0010210</u>	<u>0010210</u>	EMISSION LABELS (FUEL ECONOMY/NOISE) Emissions, Fuel Economy and Noise. DO NOT ORDER-FOR FACTORY USE ONLY
47	SPEEDOMETER, TOOLS, MISC	<u>0010761</u>	<u>0010761</u>	PAINT-BASE COAT/CLEAR COAT 1-2 TONE Base Coat/Clear Coat, 1-2 Tone
48	CLUTCH	<u>0011MGR</u>	<u>0011MGR</u>	CLUTCH 15.5" EATON SOLO ADVANTAGE Self-Adjusting, Two-Plate, Cast Angle Spring; Ceramic, 15.5" Diameter, Soft Clutch 7-Spring Damper, Mechanical Pull-Type Control, 1700 lb-ft Torque Capacity
49	ENGINE	<u>0012BAW</u>	<u>0012BAW</u>	MAXXFORCE 13 475HP/2100 RPM GOV SPD EPA 2010, 475 HP @ 1700 RPM, 1700 lb-ft Torque @ 1000 RPM, 2100 RPM Governed Speed, 475 Peak HP (Max)
50	ENGINE	<u>0012THX</u>	<u>0012THX</u>	FAN DRIVE VISCOUS HORTON V-MASTER-ULTRA Viscous
51	ENGINE	<u>0012UBH</u>	<u>0012UBH</u>	RAD 1564" CAC 1572" LTR 1293" Aluminum; Welded, Front to Back Down Flow System, 1564 SqIn, 1572 SqIn Dual CAC, 1293 SqIn 3 Core LTR
52	ENGINE	<u>0012UXH</u>	<u>0012UXH</u>	2010 FEDERAL EMISSIONS MAXXFORCE 13 for 2010; MaxxForce 13 Engines
53	ENGINE	<u>0012VBA</u>	<u>0012VBA</u>	DUAL POL S/S AIR CLEANERS Dual; Polished Stainless Steel; Mounted One on Each Side of Cowl Ahead of The Doors
54	ENGINE	<u>0012WCX</u>	<u>0012WCX</u>	HOSE CLAMPS GATES SHRINK BAND Shrink Band Type
55	ENGINE	<u>0012WEG</u>	<u>0012WEG</u>	AUTO COLD START W/ENGINE ECM CONTROL Automatic; With Engine ECM Control
56	ENGINE	<u>0012WTA</u>	<u>0012WTA</u>	FAN DRIVE SPECIAL EFFECTS COOLING RING Fan Cooling Ring with Fan Shroud Effects, Engine Mounted
57	ENGINE	<u>0012WZE</u>	<u>0012WZE</u>	EMISSION COMPLIANT FEDERAL NOT CA Federal, Does Not Comply With California Clean Air Idle Regulations
58	TRANSMISSION	<u>0013GNB</u>	<u>0013GNB</u>	FULLER FRO-17210C 10-SPD TRANS W/OD 10-Speed Manual, With Overdrive, With Air Shift, With Internal Lube Oil Pump
59	TRANSMISSION	<u>0013WGJ</u>	<u>0013WGJ</u>	OIL CLR MAN XMSN WATER TO OIL Water to Oil Type Included in Radiator End Tank (REQUIRES TRANSMISSION LUBE PUMP)
60	TRANSMISSION	<u>0013WLB</u>	<u>0013WLB</u>	TRANS OIL-SAE 50W SYNTHETIC Synthetic; 22 thru 33.99 Pints
61	REAR AXLES, SUSPENSIONS	<u>0014GVU</u>	<u>0014GVU</u>	MERITOR MT-40-14X-4DFR-P 40K R/AXLE Single Reduction, 0.433"(11mm) Wall Housing Thickness, 40,000-lb Capacity, R Wheel Ends, With Lube Oil Pump
62	REAR AXLES, SUSPENSIONS	<u>0014UKZ</u>	<u>0014UKZ</u>	HEND HAS402-55 AIR SUSP 40000# 55" 55" Axle Spacing; 40,000-lb Capacity, 9.5" Ride Height, With Shock Absorbers Mounted in Standard Location
63	REAR AXLES, SUSPENSIONS	<u>0014899</u>	<u>0014899</u>	HTG CNTRL AIR SUSPN//DUMP Pressure Release Control In Cab
64	FUEL TANKS	<u>0015DGB</u>	<u>0015DGB</u>	2-FL TK UC AL 100G LT/RT 24"DIA Top Draw; Polished Aluminum, 24" Diam., 100 U.S. Gal., 378L Capacity; Total Capacity 200 U.S. Gal., 757L; with Dual Supply & Return lines and Less Equalizer Line, Mounted Left & Right, Under Cab
				FUEL/WATER SEPARATOR RACOR Fuel Pre-Filter

Vehicle Information

65	FUEL TANKS	<u>0015LKU</u>	<u>0015LKU</u>	and Filter Base, Includes Water-In-Fuel Sensor
66	CABS, COWLS, BODIES	<u>0016AUB</u>	<u>0016AUB</u>	CAB SLEEPER 51" LOW-ROOF Conventional, Low-Roof Sleeper Cab; 51" Seat to Inside Back of Cab, with 37" Wide Bunk
67	CABS, COWLS, BODIES	<u>0016CDL</u>	<u>0016CDL</u>	INTERIOR TRIM ACCENT COLOR DARK TAN Dark Tan
68	CABS, COWLS, BODIES	<u>0016HBM</u>	<u>0016HBM</u>	ENG GA CLUSTER W/ENG SPEEDO IVORY FACE Ivory Face; English with English Electronic Speedometer and with Tachometer; Includes Electronic Display Odometer, Trip Odometer, Engine Hours and Engine Trip Hours for Air Brake Chassis, Includes Total PTO Hours, Total Idle Hours, and Instant Fuel Econ
69	CABS, COWLS, BODIES	<u>0016HHK</u>	<u>0016HHK</u>	LOAD INDICATING GAUGE With Chrome Bezel; for Use With Rear Air Suspension
70	CABS, COWLS, BODIES	<u>0016JPE</u>	<u>0016JPE</u>	DRIVER SEAT NAT'L Air Suspension, High Back, Vinyl Boxing With Cloth Facing, 2 Arm Rests Isolator, 7.5" Adjuster, 3 Chamber Lumbar, 6 Way Front Cushion Adjust, 3 Way Rear Cushion Adj, 6-23 Degree Back Angle Adjust, Vinyl Suspension Cover, Non-Swivel, Map Pocket
71	CABS, COWLS, BODIES	<u>0016PNK</u>	<u>0016PNK</u>	PASSENGER SEAT NAT'L Non Suspension, High Back, Vinyl Boxing With Cloth Facing, Two Arm Rest, 11 Degree Back Angle Adjustment
72	CABS, COWLS, BODIES	<u>0016SAJ</u>	<u>0016SAJ</u>	FAN IN SLEEPER BUNK AREA in Bunk Area
73	CABS, COWLS, BODIES	<u>0016VAP</u>	<u>0016VAP</u>	CAB INT TRIM EAGLE 51" LO ROOF Eagle Level; Vinyl, for 51" Low-Roof Sleeper Cab
74	CABS, COWLS, BODIES	<u>0016VSP</u>	<u>0016VSP</u>	CAB AIR SUSPENSION Frame Mounted Cab Rear Air Suspension; Includes Integrated Crossmember, for Sleeper Cab
75	CABS, COWLS, BODIES	<u>0016WAK</u>	<u>0016WAK</u>	POWER WINDOWS (LT&RT DOORS) in Left and Right Doors
76	CABS, COWLS, BODIES	<u>0016WJG</u>	<u>0016WJG</u>	POWER DOOR LOCKS Power
77	CABS, COWLS, BODIES	<u>0016WKB</u>	<u>0016WKB</u>	HTR&A/C (INTERNATIONAL BLEND-AIR) With Integral Heater & Defroster
78	CABS, COWLS, BODIES	<u>0016WKR</u>	<u>0016WKR</u>	WINDSHIELD SINGLE PIECE Single Piece
79	CABS, COWLS, BODIES	<u>0016WSM</u>	<u>0016WSM</u>	2-MIRRORS 16"X 7" HEAT RT/POWER ONLY West Coast Type, Rectangular, Heated Heads, Less Lights, Left Head Non-Motorized and Right Head Motorized, Bright Heads & Brackets, 16" x 7" & Convex Mirror, 102" Inside Spacing
80	CABS, COWLS, BODIES	<u>0016XWD</u>	<u>0016XWD</u>	EXTERIOR SUNSHADE PAINTED AERO Aerodynamic, Painted Roof Color; Includes Integral Clearance/Marker Lights
81	CABS, COWLS, BODIES	<u>0016ZDU</u>	<u>0016ZDU</u>	GRAB HANDLES EXTERIOR (TOWEL BAR TYPE) Exterior; Towel Bar Type In Lieu Of Non-Bright Grab Handles; for use with Cab or Cab/Sleeper Non-Bright Access, Without Frame Access or Chassis Skirts
82	CABS, COWLS, BODIES	<u>0016000</u>	<u>0016000</u>	TRANS COVER, FLOOR MATS, SEALS Transmission Cover, Floor Mats and Seal DO NOT ORDER-FOR FACTORY USE ONLY
83	CABS, COWLS, BODIES	<u>0016554</u>	<u>0016554</u>	2 HEATER GATE VALVES Gate Valve Type
84	WHEELS, TIRES - FRONT	<u>0027DMK</u>	<u>0027DMK</u>	DISC FR WHL 24.5X8.25 P/AL DISC; 24.5x8.25 Rims, Polished Aluminum, 10-Stud, 285.75mm BC, Hub-Piloted, Flanged Nut, with Steel Hubs
85	WHEELS, TIRES - REAR	<u>0028DMK</u>	<u>0028DMK</u>	DUAL DISC RR WHL 24.5X8.25 P/AL DUAL DISC; 24.5x8.25 Rims, Polished Aluminum, 10-Stud, 285.75mm BC, Hub-Piloted, Flanged Nut, with Steel Hubs
86	WARRANTY	<u>0040011</u>	<u>0040011</u>	HEAVY DUTY STD WARRANTY Heavy Duty Standard

Vehicle Information

87		<u>0217LTR</u>	<u>0217LTR</u>	
88		<u>0225LTA</u>	<u>0225LTA</u>	
89		<u>0225LTH</u>	<u>0225LTH</u>	
90	BRAKES	<u>0504306</u>	<u>0504306</u>	R/S AUTO-SLACK ADJSTRS-FRONT Automatic
91	BRAKES	<u>0504355</u>	<u>0504355</u>	R/S AUTO-SLACK ADJSTRS-REAR Automatic
92	BRAKES	<u>0504360</u>	<u>0504360</u>	STEEL AIR TANK W/THREAD O-RING PORTS Steel, With Straight Thread O-Ring Ports
93	BRAKES	<u>0504501</u>	<u>0504501</u>	MERITOR MA1201 FRONT BRAKE LININGS
94	BRAKES	<u>0504507</u>	<u>0504507</u>	MERITOR MA2001 REAR BRAKE LININGS for S-Cam Brake
95	DRIVELINES	<u>0506001</u>	<u>0506001</u>	TRANSMISSION OUTPUT YOKE
96	DRIVELINES	<u>0506007</u>	<u>0506007</u>	FORWARD REAR AXLE INPUT YOKE
97	DRIVELINES	<u>0506008</u>	<u>0506008</u>	FORWARD REAR AXLE REAR OUTPUT YOKE
98	DRIVELINES	<u>0506010</u>	<u>0506010</u>	REAR REAR AXLE INPUT YOKE or Single Rear Axle Input
99	DRIVELINES	<u>0506100</u>	<u>0506100</u>	DRIVELINE LABOR for Driveline Labor
100	DRIVELINES	<u>0506102</u>	<u>0506102</u>	FIRST CENTER BEARING
101	DRIVELINES	<u>0506110</u>	<u>0506110</u>	CENTER BEARING MOUNTING PARTS
102	EXHAUST SYSTEMS	<u>0507031</u>	<u>0507031</u>	TAIL PIPE HEIGHT 10' 10'
103	SPEEDOMETER, TOOLS, MISC	<u>0510000</u>	<u>0510000</u>	BULK MATERIAL
104	MISC	<u>0510002</u>	<u>0510002</u>	SERVICE ASM; CAB, DCM, HARNESS, IP
105	SPEEDOMETER, TOOLS, MISC	<u>0510885</u>	<u>0510885</u>	VEPS IDENTITY SART
106	SPEEDOMETER, TOOLS, MISC	<u>0510887</u>	<u>0510887</u>	YELLOW EXTENDED LIFE COOLANT EFFECTS for Ultra Yellow Extended Life Coolant Effects
107	SPEEDOMETER, TOOLS, MISC	<u>0510890</u>	<u>0510890</u>	VEPS IDENTITY MSM 2010 for Multiplex Signal Module, Version P with 2010 Emissions
108	SPEEDOMETER, TOOLS, MISC	<u>0510901</u>	<u>0510901</u>	HD2 IDENTITY HD2
109	SPEEDOMETER, TOOLS, MISC	<u>0510936</u>	<u>0510936</u>	VEPS IDENTITY for EC-60 ABS
110	SPEEDOMETER, TOOLS, MISC	<u>0510974</u>	<u>0510974</u>	ENGINEERING PROG ID 2010 EMISSIONS STD for 2010 EPA Emissions Standards
111	SPEEDOMETER, TOOLS, MISC	<u>0510992</u>	<u>0510992</u>	ENGINEERING PROG ID 10" RAILS 5900 for 10" Rails on 5900
112	SPEEDOMETER, TOOLS, MISC	<u>0510993</u>	<u>0510993</u>	VEPS IDENTITY Electronic Diagnostics
113	ENGINE	<u>0512043</u>	<u>0512043</u>	COOLANT FILTER 2010 MF 11 & 13 ENGINES for 2010 MaxxForce 11 and 13 Engines
114	CABS, COWLS, BODIES	<u>0516020</u>	<u>0516020</u>	CABINET FOOTLOCKER WITH TV/VCR SHELF Storage, At Foot of Bunk, With Provisions for TV/VCR Storage with Tie down and Power Source, Eagle Trim Level, Conventional Sleeper Cab
115	WHEELS MISC OPTIONS	<u>0529001</u>	<u>0529001</u>	LUBE FRT WHL BEARINGS
116	WHEELS MISC OPTIONS	<u>0529002</u>	<u>0529002</u>	LUBE REAR WHL BEARINGS
117	MISC	<u>0530100</u>	<u>0530100</u>	TIRES
118	BODY & CHASSIS PAINT	<u>0535001</u>	<u>0535001</u>	PAINT COLOR GROUP NO. 01 No. 01
119	BODY & CHASSIS PAINT	<u>0535011</u>	<u>0535011</u>	IDENTITY CODE FOR STD PAINT COLORS ONLY for Internal Order Coding
120	BODY & CHASSIS PAINT	<u>0535012</u>	<u>0535012</u>	PAINT CHASSIS COLOR GROUP WATER/URETHANE Water Bourne Urethane, Standard Chassis Black

Vehicle Information

121		<u>0738422</u>	<u>0738422</u>	
122	BRAKES	<u>0804WWM</u>	<u>0804WWM</u>	(3) DRAIN VALVES WITH PULL CHAIN Manual; With Pull Chains, for Air Tanks
123	ELECTRICAL SYSTEMS	<u>0808WML</u>	<u>0808WML</u>	DUAL WORK LIGHTS-MOUNTED ON SLEEPER (2) Pedestal Type; Mounted to Top Rear Back of Cab Below Drip Rail
124	SPEEDOMETER, TOOLS, MISC	<u>0810000</u>	<u>0810000</u>	5TH WHL ON RR AXLE CENTERLINE On Rear Axle Centerline
125	ENGINE	<u>0812BAG</u>	<u>0812BAG</u>	MANUAL FAN DRIVE OVERRIDE Manual; With Electric Switch on Instrument Panel, (Fan On With Switch On)
126	FRONT END	<u>0840353</u>	<u>0840353</u>	RR QTR FENDERS (BLK PLASTIC)(FRAME MTD) for Rear Wheels, Black Plastic; Frame Mounted.

Copyright 2016 Navistar, Inc.


All times are: (UTC-06:00) Central Time (US & Canada)

2016/04/21 15:49 BRKSVW316

IZAGUIRRE TRANSPORTATION, LLC

7413 N. La Homa Rd
Mission, TX 78574
Ph: 956-584-0554

Quote



Email: diana.izaguirre@yahoo.com

Date	Invoice #
9/9/2016	4355

Bill To
Hidalgo County Purchasing Dept 2802 US-281 BUS Edinburg, TX 78539

PO#	Due Date
	10/31/2016

Date	Truck#/Vacuum...	Equipment	Description	Price	Amount
09/09/2016	4	2013 KENWOR...	Vin# 1XKDD49X9DJ332309 Miles: 143,840 Model: T800 Cummings Engine 450HP	90,000.00	90,000.00
09/09/2016	4	2012 TYTAL	PTO and Gardner Denver Pump included Vin#3T1L1T625CC000116 130 BBL Steel Vacuum Model; 42 ft Length x 98 in Width x 10'6" Height; 11R24.5 Tires; Fixed Tandem Axle; Steel Composition; 5,460 gal Capacity; 130 BBL STEEL VACUUM TRAILER License Plate# 011B135 <i>trailer color - white</i>	30,000.00	30,000.00

OPENED

9.48

9-14-16

Witnessed

Total \$120,000.00

Balance Due \$120,000.00

Field Office:
7568 South Hwy 16
Jourdanton, Tx 78026
Phone: (956)378-0090
Dispatch: (830)277-1515

KENWORTH
VMXKR036-1
UNIT TYPE 1

CHASSIS FINAL BILL
VIN 1XKDD49X9DJ332309
OF FLEET 332309 THRU 332314

PAGE 001
S OF 01/16/12

DEALER CODE - F428
NAME AND ADDRESS
FRENCH-ELLISON TRUCK CTR

CUSTOMER NO - CG59
FETC STOCK T800 42

DATES
REQ DELV 01/03/12

P. O. BOX 200187
SAN ANTONIO TX 78220

DELIVERY 01/16/12
PRIC EFF 01/16/12

THE FOLLOWING LIST DESCRIBES ALL COMPONENTS USED FOR THIS CHASSIS
DIMENSIONS AND WEIGHTS FOR THE ENTIRE ORDER ARE STATED IN CUSTOMARY.

APPLICATION

COMMODITY HAULED 0091042 GRAVEL/CRUSHED ROCK/SAND

INTENDED SERVICE 0093005 LOCAL PICKUP & DELIVERY

BODY LENGTH .00 IN BODY HEIGHT .00 IN
MAX LADEN WEIGHT .00 LBS

TRAILER

TRAILER TYPE 0096020 END DUMP
PREV: SEMI - END DUMP
TRAILER LENGTH 32.00 FT TRAILER HEIGHT 12.00 FT
KINGPIN 12.00 IN CTR LINE AXLE GRP .00 IN
CORNER RADIUS 7.00 IN NO TRAILER AXLES 02

OPERATING AREA RESTRICTIONS

LENGTH 120.00 FT WIDTH 102.00 IN HEIGHT 15.00 FT

CHASSIS

FRONT AXLE LOAD 12000.00 LBS REAR AXLE LOAD 40000.00 LBS GCW 80000.00 LBS
WHEELBASE 224.00 IN FAX/BOC 74.00 IN CAB/AXLE 150.00 IN
CAB/EOF 210.00 IN MAXIMUM GRADE 06 PERCENT HIGHWAY 090 % CLASS B 010
% CLASS C 000
% CLASS D 000

SPECIAL REQUIREMENTS
SPECIAL RESTRICTIONS 0098025 U.S. DOMESTIC REGISTRY

CODE	DESCRIPTION	PUB CD	PRICE	WEIGHT
BASE MODEL				
0000800	T800 CONVENTIONAL	P	137,774	15,254
0070066	T800	P	0	0
0080055	CARB IDLE EMISSIONS REDUCTION FEATURE CUMMINS ENGINES	P	100	0
0090004	42 INCH MODULAR SLEEPER With rear axle capacity less than 59K	P	0	0
ENGINE AND ENGINE EQUIPMENT				
0123065	ISX15 450@1800 369@2100 1650@1100 2010 with Intabrake	P	88	344
N0902	P02 YES...CRUISE CONTROL AUTO RESUME			
N0904	P04 NO...AUTO ENGINE BRAKE IN CRUISE			
N0906	P06 YES...GEAR DOWN PROTECTION			
N0910	P11 YES...ENGINE PROTECTION SHTDWN			
N0912	P14 68...MAX VEHICLE SPEED IN TOP GEA			
N0914	P19 75...MAX CRUISE CONTROL SPEED			
N0916	P26 1400..MAX PTO SPEED			
N0918	P10 NO...IDLE SHTDWN			
N0920	P32 8....IDLE SHTDWN TIME			
N0922	P33 NO...IDLE SHTDWN OVERRIDE			
1000153	Prospector version 28.0 Supersedes previous version 27.0	P	0	0
1002060	AIR COMPRESSOR:18.7 CFM F/CUMMINS,PX-6, PX-8 AND NOT PRE 2007 ISB OR PX-6	P	0	0
1051086	AIR CLEANER POWERCORE 10" ENGINE MOUNT 2007 & 2010 engines	P	0	0
1098005	FILTER MINDER AIR REST INDIC:A/CLNR-MTD (MTD ON INTAKE PIPE W/ SS CLNR OR T300)	P	46	0
1107190	Fan Hub: Borg Warner 2010+ only	P	0	0
1125640	COOLING MODULE: 1440 SQ	P	0	0
1160208	BUGSCREEN MTD BETWEEN HOOD AND GRILL SEMI RIGID, NON-REM	P	111	2
1247165	EXH:RH under cab SCR w/dual SOC mounted tailpipes For Daycabs, or Modular SLPRS	P	1,556	99
1290236	Tailpipe: 5" Dual 36" 45 Deg Curved	P	0	0
1328010	Fuel filter: PACCAR Primary un-heated for 2010+ EPA engines only, w/WIF sensor	P	0	0
1816161	ALTERNATOR: BOSCH 160 AMP brush type	P	3	0
1821210	BATT: 3 PACCAR GP31 THR (700) 2100 CCA DUAL PURPOSE BATTERIES	P	0	0
1836100	PACCAR 12V STARTER	P	0	0
MAIN TRANSMISSION AND CLUTCH				
2058368	FULLER FRO16210C 10-SPEED CONCEPT 2000 WITH INTERNAL OIL COOLER, NO PUMP	P	0	18-

CODE	DESCRIPTION	PUB CD	PRICE	WEIGHT
2250600	Clutch: Eaton 15-1/2" ceramic to 1650 lb-ft Easy Pedal Advantage	P	0	0
2294035	GREASE BANK F/CLUTCH & CROSS SHAFT FRAME MOUNTED	P	91	11
2405405	DRIVELINE:2 HVY DUTY; 1 CENTERBEARING	P	617	99
2429100	Chassis will be fitted w/ LH trans PTO (PREVENTS ECU F/INTERFERING W/PTO ONLY)	P	0	0
2460025	INTERNAL COOLER FOR FULLER FR/FRO/FRLO SERIES MAIN TRANS 1550-1850LBFT	P	0	0
2493004	AL CLUTCH HSG REPL CAST IRON F/ FULLER TRANS RATED 1450 THRU 2050 LBFT	P	64	53-
FRONT AXLE AND EQUIPMENT				
2502203	DANA SPICER E-1202I 12K*3.5" DROP IF MED DUTY, USE CODE 2502204 W/HYD BRK	P	0	0
2601605	FR BRK:BENDIX RSD ES 16.5X5*10-13.2KCAP Req w/USA&CAN 6x4 tractor w/o lift axle	P	461	57
2690002	FR BRK DRUM: CAST 16.5X5	P	20	37
2701300	HUB:ALUM*HUB PILOT*MAX CAP 13.2K 11.25" BC*"TURBO"*10-BOLT	P	0	0
2741950	DANA LMS HUB PKG FRONT AXLE	P	0	0
2750001	FR HUBCAP: VENTED	P	0	0
2765001	FR AUTO SLACK ADJUST	P	0	0
2863012	FR SPR: TAPERLEAF 12K W/SHOCK ABSORBERS	P	0	0
2893651	PWR STRG: SING GEAR *TRW TAB65 13.2K 2010: Not for use on T3	P	0	0
REAR AXLE AND EQUIPMENT				
3124403	DANA SPICER DSP41 40K DUAL 7/16" HVY-WALL HSG/INDUCT HARDND SPINDL	P	172	31
3200355	REAR AXLE RATIO-3.55	P	0	0
3304006	RR BRK:BENDIX RSD 16.5X7 DUAL to40K Req w/US&Can 6x4 tractor w/o lift	P	15	2
3392005	RR BRK DRUM: CAST S-CAM DUAL	P	0	0
3407050	RR HUB:AL HUB-PILOT DUAL 11-1/4"BC REQUIRES "R" SERIES OUTER ENDS	P	0	0
3441952	DANA LMS HUB PKG DUAL REAR AXLE	P	0	0
3465002	RR AUTO SLACK ADJUST: DUAL	P	0	0
3485207	SPRING BRK: 3030 LONGSTROKE DUAL	P	32	0
3495226	ABS:BENDIX 4S/4M	P	0	0
3730032	FR WHL+2 GRP RR WHL*AVL ONLY W/AIR BRK KW AG400*40K DUAL*54"AS* 9" RIDE HT Includes air susp dump valve.	P	3,203	249-
TIRES, WHEELS & RIMS				
4017193	FR MICHELIN XZA3+ 275/80R24.5 14PR PART: MN275/80R245GXZA3P FET: 50	P	282	13
4217129	RR MICHELIN XDN2 275/80R24.5 14PR DRIVE AKA PXDN2	U	1,604	160
4900008	PART: MN275/80R245GXDN2 FET: 200 CODE-REAR TIRE QTY 08.			

CODE	DESCRIPTION	PUB CD	PRICE	WEIGHT
5045147	FR WHL:KW STYLIZED II 98760 24.5X8.25 HUB PILOT MOUNT AL	P	487	20-
5854010	SING FR AXLE: POL OUTBD SURFACE OF WHEELS	P	99	0
5854012	DUAL RR AXLES: POL OUTBD SURFACE OF OUTER WHLS (QTY 4) -2	P	279	0
5245147	RR WHL:KW STYLIZED II 98760 24.5X8.25 HUB PILOT MOUNT	P	1,948	80-
5900008	CODE-REAR RIM QTY 08.			
FRAME AND EQUIPMENT				
6054400	FRAME RAILS:10-5/8 X 5/16" STL 285-336" SECTION MOD:14.80, RBM:1,776,000 LBS,	P	148	0
6302461	BUMPER:TAPERED CHROME STEEL CHANNEL REQD BUMPER SETTING CODE	P	194	64
6319485	48.5 INCH BUMPER SETTING*REQD BUMPER CODE	P	0	0
6321005	REMOVABLE FRONT TOW HOOKS: 2	P	151	15
6390093	DEALER NARRATED FRAME LAYOUT REQUEST CONTINGENT ON FRAME SPACE AVAILABILITY	U	0	0
6390103	FR MDFLPS	P	0	0
6405080	TS BATT BOX MODULE:PAR ALUM UND, EXTEND LENGTH, ALUM DP INTEGRAL STEP COVER	P	25	73
6409901	BATTERY BOX LOCATION: LEFT HAND SIDE	P	0	0
6410010	FRAME AC EQUIP:GRABHANDLE(S) LH MOUNTED	P	47	0
6410011	FRAME AC EQUIP:GRABHANDLE(S) RH MOUNTED	P	47	0
6414024	FRAME ACCESS DECK PLATE: 2' ALUMINUM	P	113	11
6417009	FRAME ACCESS STEPS:2 F/ TANK BOC RH FUEL OR HYDRAULIC	P	159	7
6418008	FRAME ACCESS STEPS:2 F/ TANK BOC LH FUEL OR HYDRAULIC	P	153	7
6451090	T470,C500,T660,T800 NON-POLISH DPF/SCR DP COVER W/STEP. CAB ACCESS RH UNDER	P	187	31
6490440	HEAVY DUTY BOC CROSSMEMBER ASSEMBLY	P	103	22
6593088	FW:AIR JOST JSK370SB-A9PX16 16.0" 8.75" OUTBRD W/RETRAC HANDLE 50K	P	2,332	542
6680000	REAR OR FIXD SETTING AHD C/L BOGIE 000.			
6721102	RR MDFLP ARMS:BETTS B25 STD DUTY STRAIGHT (KIT INCL B1732 MTG BRKTS)	P	0	0
6722000	RR MDFLP SHIELDS:WHITE PLASTIC KW LOGO ANTISAIL	P	0	0
6745270	TOP FLANGE RR FRAME BENT/WELD: W/ CM	P	90	18
FUEL TANKS AND EQUIPMENT				
7214120	FUEL TANK:120 US GAL 24.5" AL BOC REL	P	13	7
7216100	FUEL TANK:100 US GAL 24.5" AL BOC ADD	P	1,632	115
7722020	DEF TANK: MEDIUM ROUND	P	108	33
7840029	POLISH ONLY: 2 ALUMINUM TANKS	P	528	0
7840038	POLISHED COVER:1 DEF TANK ANY SIZE	P	278	0
7889062	POLISHED STRAPS: 2 TANKS ANY SIZE	P	92	0
7889245	ANTI-SIPHON DEVICE F/TANK FILLER NECK ANY NUMBER OF TANKS	P	0	0

CODE	DESCRIPTION	PUB CD	PRICE	WEIGHT
7889603	DEF TANK LOCATION: RH	P	0	0
N7840	7840038 PLACE DEF BEHIND THE FUEL TANK			
7930120	LOCATION RH BEHIND CAB 120 GAL.			
7940100	LOCATION LH BEHIND CAB 100 GAL.			
CAB AND EQUIPMENT				
8024344	CAB WITH FLAT GLASS WINDSHIELD	P	0	0
8058542	SLEEPER: 42" 42" X 37" OPENING	P	9,070	514
8080137	CAB DOOR BEARING BLOCKS: TOP & BOTTOM	P	27	0
8080918	LH & RH UPPER SLPR EMERGENCY EXIT DOORS	P	352	24
	W/VENTS. NA W/ 38" OR 86" AEROCABS*			
8090103	HOOD:METTON SLOPED 1-PIECE W/GRILLE	P	0	0
	SHELL			
8098404	ADD 4 RIBS ON RADIATOR GRILLE	P	90	2
8178210	HEATER/AIR COND:SEP UNITS CAB & SLPR	P	0	0
	INCL 5 MODE ROTARY CTRL*N/A W/ 38" SLPR			
8201013	STRG WHL: 18" 4-SPK	P	0	0
8201200	STRG COLUMN:ADJ TELESCOPNG TILT*CODE	P	334	0
	F/18" STRG WHEEL*			
8203095	KEY LOCK: CUST SPEC TUMBLER PART NUMBER	P	66	0
8205055	PTO AIR CTRL(LARGE):FOR C/I PTO W/PPG/	P	362	0
	LT*DASH MTD*MUST CODE F/ PTO INFO CODE*			
8205087	AUTO SUSP DUMP W/PTO ENGAGEMENT*REQD W/	P	51	2
	AIR SUSP & DUMP APPLICATIONS*			
8205103	INFO FOR C/I PTO: CHELSEA 488/489/812	P	0	0
	B-BOLT			
8208495	SW: 2 SPARES WIRED TO POWER	P	53	0
8225658	GAU:AXLE OIL TEMP DUAL DR AXLE(2 GAU)	P	72	0
	W/INTEGRAL WARN LT			
8226660	GAU: OIL TEMP MAIN TRANSMISSION	P	35	0
8282004	Kenworth Driver Information Center	P	0	0
	(Highline display)			
8282009	INSTRUMENT PACKAGE	P	0	0
N8203	USE CODE 357			
8332042	INTERIOR: CAB/42" SLEEPER SPLENDOR	P	0	0
8343304	INTERIOR COLOR: SLATE GRAY W/TRIM COLOR	P	0	0
	DARK SLATE GRAY			
8390733	FLOORMAT: SLEEPER	P	0	0
8410091	DR SEAT: KW AIR-CUSHION PLUS HB CLOTH	P	0	0
	INCL DUAL ARMRESTS & SUSPENSION COVER*			
8480090	RD SEAT: KW STL TOOLBOX PLUS HB CLOTH	P	0	0
	*INCL DUAL ARMRESTS*SUSP COVER NA			
8490110	SEAT COLOR: DARK SLATE GRAY	P	0	0
8520141	MATTRESS:PREMIUM POCKET INNERSPRING	P	0	0
	ON LOWER BUNK ONLY			
8530237	FLOORMAT: TOOL COMPARTMENT	P	0	0
8601404	KENWORTH AM/FM/CD RADIO W/CLOCK*	P	359	4
	W/L.E.D. LIGHTING*W/WEATHER BAND			
8699926	CB installation kit center mounted of	P	225	0
	header w/quick mt release dual antenna			
8700101	BLACK DASH REPLACING TRIM COLOR DASH	P	43	0

CODE	DESCRIPTION	PUB CD	PRICE	WEIGHT
9121115	AIR/LIGHT LINES: 15 FT COILED	P	72	0
9140020	NYLON AIR TUBING: FRAME/CAB	P	0	0
9140328	TRAILER ABS ELECT SUPPLY THRU SAE J560 7 PIN CONNECTOR (PER TMC RP137)	P	0	0
9290173	ORDER REVIEWED BY APPLICATIONS TECH: Scott Welch 740-774-5503	U	0	0
9400071	GLIDER KITS AND ASSEMBLIES SPECIFY SHIP DESTINATION BY NARRATIVE	P	0	0
9490003	SPECIAL EQUIPMENT OFF HIGHWAY/SPECIALTY COMPONENT TRUCK ADDITIONAL LEADTIME REQUIRED	P	0	0
9490206	WARNING TRIANGLE REFLECTOR KIT: 3 TRIANGLES IN PLASTIC CASE	P	30	4
9490406	FIRE EXT: ONE 5# DRY CHEMICAL TYPE MTD OUTBOARD OF RD. SEAT. Class ABC.	P	104	11
N9401	SHIP 332309-310 TO CONVERSE, TX F428			
N9403	SHIP 332311-312 TO PHARR, TX F426			
N9404	SHIP 332313 TO CORPUS CHRISTI, TX F425			
N9405	SHIP 332314 TO LAREDO, TX F427			
N9495	MUST BE 2013 YR MODELS			
9700000	PAINT COLOR NUMBER PAINT COLOR NUMBER	P	0	0
N9702	A - L0006EB WHITE B/C			
N9720	FRAME N0001EA BLACK			
9943219	PAINT IMRON SOLID 1 COLOR CONV FLATOP SPEC A	P	0	0
9960006	***PAINT SKETCH VERIFIED***	U	0	0
9965510	PAINT:BASE COAT/CLEAR COAT*REQS PAINT EXTERIOR & PAINT COLOR L SERIES CODES*	P	0	0
9999116	ORDER INFORMATION Must be 2013 Model Year:Mgmt Apprvl Req	U	0	0
N9996	SALESPERSON ID: STEVEJEWEL04			
N9997	DEALER CONTACT			
N9998	NAME: STEVE JEWELL PH:210-852-7910			
N9999	JSW 10/25/11 OC007			

KENWORTH
VMXXR036-1

CHASSIS FINAL BILL
VIN 1XKDD49X9DJ332309
UNIT TYPE 1 OF FLEET 332309 THRU 332314

PAGE 008
AS OF 01/16/12

CODE	DESCRIPTION	PUB CD	PRICE	WEIGHT
------	-------------	--------	-------	--------

	** TOTAL ESTIMATED WEIGHT			17,258
	TOTAL LIST PRICE		168,808	

BELOW CHARGES NOT INCLUDED IN TOTAL LIST PRICE
9508883 - TC460(C) PRICE PROTECTED TRACKING CODE 0
ADJUSTED LIST PRICE 168,808

PROMOTION PROGRAM CODE 0000325 @ 0.00 % 0
TC460 KENWORTH FALL 2011 CLASS 8 ASAP & ISX SALES PROG-USA
CHANGE ORDER CHARGE 50

SURCHARGE/OPTIONS NO DISC
9210210 - 2010 EPA Heavy Duty Surcharge \$9250 9,250
TOTAL SURCHARGE/OPTIONS NOT SUBJECT TO DISC 9,250

OPTIONAL EXT WTY & PRV MNT
6579811 - 2010 EPA Emissions Diesel Engine 0
ULTRA LOW SULFUR DIESEL FUEL ONLY
9200021 - STANDARD WARRANTY 0
TOTAL OPTIONAL EXT WTY & PRV MNT 0


TOTAL TIRE FET INCLUDED -- AS PRODUCED 250

MARKETING PROGRAMS AND PROMOTIONS 200

** WEIGHT SHOWN HERE IS AN ENGINEERING ESTIMATE AND DOES NOT INCLUDE
UNPUBLISHED OPTIONS. ACTUAL "SHIPPING" WEIGHT MAY VARY.

IZAGUIRRE TRANSPORTATION, LLC

7413 N. La Homa Rd
Mission, TX 78574
Ph: 956-584-0554



Quote

Date	Invoice #
9/9/2016	4356

Email: diana.izaguirre@yahoo.com

Bill To
Hidalgo County Purchasing Dept 2802 US-281 BUS Edinburg, TX 78539

PO#	Due Date
	10/31/2016

Date	Truck#/Vacuum...	Equipment	Description	Price	Amount
09/09/2016	5	2013 KENWOR...	Vin# 1XKDD49X5DJ332310 Miles: 140,285 Model: T800 Cummins Engine 450HP	90,000.00	90,000.00
09/09/2016	5	2012 TYTAL	PTO and Gardner Denver Pump included Vin# 3T1L1T627CC000117 130 BBL Steel Vacuum Model; 42 ft Length x 98 in Width x 10'6" Height; 11R24.5 Tires; Fixed Tandem Axle; Steel Composition; 5,460 gal Capacity; 130 BBL STEEL VACUUM TRAILER License Plate# 011B136 <i>trailer color - white</i>	30,000.00	30,000.00

OPENED

9:48

9-14-16


Witnessed

Field Office:
7568 South Hwy 16
Jourdanton, Tx 78026
Phone: (956)378-0090
Dispatch: (830)277-1515

Total	\$120,000.00
Balance Due	\$120,000.00

IZAGUIRRE TRANSPORTATION, LLC

7413 N. La Homa Rd
Mission, TX 78574
Ph: 956-584-0554



Quote

Date	Invoice #
9/9/2016	4357

Email: diana.izaguirre@yahoo.com

Bill To
Hidalgo County Purchasing Dept 2802 US-281 BUS Edinburg, TX 78539

PO#

Due Date
10/31/2016

Date	Truck#/Vacuum...	Equipment	Description	Price	Amount
09/09/2016	6	2013 KENWOR...	Vin# 1XKDD49X7DJ332311 Miles: 111,901 Model: T800 Cummins Engine 450HP	90,000.00	90,000.00
09/09/2016	6	2012 TYTAL	PTO and Gardner Denver Pump included Vin#3T1L1T624CC000110 130 BBL Steel Vacuum Model; 42 ft Length x 98 in Width x 10'6" Height; 11R24.5 Tires; Fixed Tandem Axle; Steel Composition; 5,460 gal Capacity; 130 BBL STEEL VACUUM TRAILER License Plate # 011B130 <i>trailer color - white</i>	30,000.00	30,000.00

OPENED

9:48

9-14-16

Witnessed

Total \$120,000.00


Balance Due \$120,000.00

Field Office:
7568 South Hwy 16
Jourdanton, Tx 78026
Phone: (956)378-0090
Dispatch: (830)277-1515

IZAGUIRRE TRANSPORTATION, LLC

7413 N. La Homa Rd
Mission, TX 78574
Ph: 956-584-0554

Quote



Email: diana.izaguirre@yahoo.com

Date	Invoice #
9/9/2016	4358

Bill To
Hidalgo County Purchasing Dept 2802 US-281 BUS Edinburg, TX 78539

PO#	Due Date
	10/31/2016

Date	Truck#/Vacuum...	Equipment	Description	Price	Amount
09/09/2016	8	2013 Kenworth	Vin# 1XKDD49XDDJ332313 Miles: 117,690 Model: T800 Cummings Engine 450HP	90,000.00	90,000.00
09/09/2016	8	2012 TYTAL	PTO and Gardner Denver Pump included Vin#3T1L1T621CC000114 130 BBL Steel Vacuum Model; 42 ft Length x 98 in Width x 10'6" Height; 11R24.5 Tires; Fixed Tandem Axle; Steel Composition; 5,460 gal Capacity; 130 BBL STEEL VACUUM TRAILER License Plate# 011B133 <i>trailer color-white</i>	30,000.00	30,000.00

OPENED
9-14-16
Witnessed
J


Field Office:
7568 South Hwy 16
Jourdanton, Tx 78026
Phone: (956)378-0090
Dispatch: (830)277-1515

Total	\$120,000.00
Balance Due	\$120,000.00

IZAGUIRRE TRANSPORTATION, LLC

7413 N. La Homa Rd
Mission, TX 78574
Ph:956-584-0554

Quote



Email: diana.izaguirre@yahoo.com

Date	Invoice #
9/9/2016	4359

Bill To
Hidalgo County Purchasing Dept 2802 US-281 BUS Edinburg, TX 78539

PO#

Due Date
10/31/2016

Date	Truck#/Vacuum...	Equipment	Description	Price	Amount
09/09/2016	9	2013 KENWOR...	Vin# 1XKDD49X6DJ340562 Miles: 157,009 Model: T800 Cummins Engine 450HP	90,000.00	90,000.00
09/09/2016	13	2012 GLOBAL	PTO and Gardner Denver Pump included Vin# 1G9KT3828CE458003 130 BBL Steel Vacuum Model; 42 ft Length x 98 in Width x 10'6" Height; 11R24.5 Tires; Fixed Tandem Axle; Steel Composition; 5,460 gal Capacity; 130 BBL STEEL VACUUM TRAILER License Plate# 017C822 <i>trailer color - white</i>	30,000.00	30,000.00

OPENED

9:48

9-14-16


Witnessed

Field Office:
7568 South Hwy 16
Jourdanton, Tx 78026
Phone: (956)378-0090
Dispatch: (830)277-1515

Total	\$120,000.00
Balance Due	\$120,000.00

IZAGUIRRE TRANSPORTATION, LLC

7413 N. La Homa Rd
Mission, TX 78574
Ph: 956-584-0554



Quote

Date	Invoice #
9/9/2016	4360

Email: diana.izaguirre@yahoo.com

Bill To
Hidalgo County Purchasing Dept 2802 US-281 BUS Edinburg, TX 78539

PO#

Due Date
10/31/2016

Date	Truck#/Vacuum...	Equipment	Description	Price	Amount
09/09/2016	12	2013 KENWOR...	Vin# 1XKDD49X8DJ340563 Miles: 139,124 Model: T800 Cummins Engine 450HP	90,000.00	90,000.00
09/09/2016	9	2012 TYTAL	PTO and Gardner Denver Pump included Vin#3T1L1T623CC000115 130 BBL Steel Vacuum Model; 42 ft Length x 98 in Width x 10'6" Height; 11R24.5 Tires; Fixed Tandem Axle; Steel Composition; 5,460 gal Capacity; 130 BBL STEEL VACUUM TRAILER License Plate# 011B134 <i>trailer color - white</i>	30,000.00	30,000.00

OPENED

9:48

9-14-16

Witnessed


Total \$120,000.00

Balance Due \$120,000.00

Field Office:
7568 South Hwy 16
Jourdanton, Tx 78026
Phone: (956)378-0090
Dispatch: (830)277-1515

IZAGUIRRE TRANSPORTATION, LLC

7413 N. La Homa Rd
Mission, TX 78574
Ph: 956-584-0554



Quote

Date	Invoice #
9/9/2016	4361

Email: diana.izaguirre@yahoo.com

Bill To
Hidalgo County Purchasing Dept 2802 US-281 BUS Edinburg, TX 78539

PO#

Due Date
10/31/2016

Date	Truck#/Vacuum...	Equipment	Description	Price	Amount
09/09/2016	10	2013 KENWOR...	Vin# 1XKDD49X2DJ332314 Miles: 128,085 Model: T800 Cummins Engine 450HP	90,000.00	90,000.00
09/09/2016	10	2012 TYTAL	PTO and Gardner Denver Pump included Vin#3T1L1T62XCC000113 130 BBL Steel Vacuum Model; 42 ft Length x 98 in Width x 10'6" Height; 11R24.5 Tires; Fixed Tandem Axle; Steel Composition; 5,460 gal Capacity; 130 BBL STEEL VACUUM TRAILER License Plate# 011B132 <i>trailer color - white</i>	30,000.00	30,000.00

OPENED

9:48

9-14-16


Witnessed

Field Office:
7568 South Hwy 16
Jourdanton, Tx 78026
Phone: (956)378-0090
Dispatch: (830)277-1515

Total	\$120,000.00
Balance Due	\$120,000.00

IZAGUIRRE TRANSPORTATION, LLC

7413 N. La Homa Rd
Mission, TX 78574
Ph: 956-584-0554



Quote

Date	Invoice #
9/9/2016	4363

Email: diana.izaguirre@yahoo.com

Bill To
Hidalgo County Purchasing Dept 2802 US-281 BUS Edinburg, TX 78539

PO#

Due Date
10/31/2016

Date	Truck#/Vacuum...	Equipment	Description	Price	Amount
09/09/2016	11	2013 KENWOR...	Vin# 1XKDD49X4DJ340561 Miles: 108,000 Model: T800 Cummings Engine 450HP	90,000.00	90,000.00
09/09/2016	11	2012 GLOBAL	PTO and Gardner Denver Pump included Vin#1G9KT3828CE458001 130 BBL Steel Vacuum Model; 42 ft Length x 98 in Width x 10'6" Height; 11R24.5 Tires; Fixed Tandem Axle; Steel Composition; 5,460 gal Capacity; 130 BBL STEEL VACUUM TRAILER License Plate# 017C821 <i>trailer color - white</i>	30,000.00	30,000.00

OPENED

9:48

9-14-16

Witnessed

J

Field Office:
7568 South Hwy 16
Jourdanton, Tx 78026
Phone: (956)378-0090
Dispatch: (830)277-1515

Total	\$120,000.00
Balance Due	\$120,000.00

KENWORTH
VMXXR036-1
UNIT TYPE 1

last
VIN# 390554~340563

CHASSIS FINAL BILL
VIN 1XKDD49X4DJ340561
0554 THRU 340563
CUSTOMER NO - CG59
FETC STOCK T800 42 .

PAGE 001
OF 03/19/12

DEALER CODE - F428
NAME AND ADDRESS
FRENCH-ELLISON TRUCK CTR

DATES
REQ DELV 03/12/12

P. O. BOX 200187

DELIVERY 03/19/12
PRIC EFF 03/19/12

SAN ANTONIO TX 78220

THE FOLLOWING LIST DESCRIBES ALL COMPONENTS USED FOR THIS CHASSIS
DIMENSIONS AND WEIGHTS FOR THE ENTIRE ORDER ARE STATED IN CUSTOMARY.

APPLICATION

COMMODITY HAULED 0091042 GRAVEL/CRUSHED ROCK/SAND
INTENDED SERVICE 0093005 LOCAL PICKUP & DELIVERY
BODY LENGTH .00 IN BODY HEIGHT .00 IN
MAX LADEN WEIGHT .00 LBS

TRAILER

TRAILER TYPE 0096020 END DUMP
REV: SEMI - END DUMP
TRAILER LENGTH 32.00 FT TRAILER HEIGHT 12.00 FT
KINGPIN 12.00 IN CTR LINE AXLE GRP .00 IN
CORNER RADIUS 7.00 IN NO TRAILER AXLES 02

OPERATING AREA RESTRICTIONS

LENGTH 120.00 FT WIDTH 102.00 IN HEIGHT 15.00 FT

CHASSIS

FRONT AXLE LOAD 12000.00 LBS REAR AXLE LOAD 40000.00 LBS GCW 80000.00 LBS
WHEELBASE 224.00 IN FAX/BOC 74.00 IN CAB/AXLE 150.00 IN
CAB/BOF 210.00 IN MAXIMUM GRADE 06 PERCENT HIGHWAY 090 * CLASS B 010
* CLASS C 000
* CLASS D 000

SPECIAL REQUIREMENTS
SPECIAL RESTRICTIONS 0098025 U.S. DOMESTIC REGISTRY

CODE	DESCRIPTION	PUB CD	PRICE	WEIGHT
BASE MODEL				
0000800	T800 CONVENTIONAL	P	137,774	15,254
0070066	T800	P	0	0
0080055	CARB IDLE EMISSIONS REDUCTION FEATURE	P	100	0
CUMMINS ENGINES				
0090004	42 INCH MODULAR SLEEPER With rear axle capacity less than 59K	P	0	0
ENGINE AND ENGINE EQUIPMENT				
0123065	ISX15 450@1800 369@2100 1650@1100 2010 with Inte Brake	P	88	344
N0902	P02 YES...CRUISE CONTROL AUTO RESUME			
N0904	P04 NO...AUTO ENGINE BRAKE IN CRUISE			
N0906	P06 YES...GEAR DOWN PROTECTION			
N0910	P11 YES...ENGINE PROTECTION SHUTDOWN			
N0912	P14 68...MAX VEHICLE SPEED IN TOP GEAR			
N0914	P19 75...MAX CRUISE CONTROL SPEED			
N0916	P26 1400...MAX PTO SPEED			
N0918	P10 NO...IDLE SHUTDOWN			
N0920	P32 8...IDLE SHUTDOWN TIME			
N0922	P33 NO...IDLE SHUTDOWN OVERRIDE			
1000153	Prospector version 25.0 Supersedes previous version 27.0	P	0	0
1002060	AIR COMPRESSOR:18.7 CFM F/CUMMINS,PX-6, PX-8 AND NOT PRE 2007 ISB OR PX-6	P	0	0
1051086	AIR CLEANER POWERCORE 10" ENGINE MOUNT 2007 & 2010 engines	P	0	0
1098005	FILTER MINDER AIR REST INDIC:A/CLNR-MTD (MTD ON INTAKE PIPE W/ SS CLNR OR T300)	P	45	0
1105220	Fan Hub: Horton 2-Speed for ISX15 only	P	294	0
1125640	COOLING MODULE: 1440 SQ	P	0	0
1160208	BUGSCREEN MTD BETWEEN HOOD AND GRILL SEMI RIGID, NON-REM	P	111	2
1247165	EXH:RH under cab SCR w/dual SOG mounted tailpipes For Daycabs, or Modular SLERS	P	1,556	99
1290236	Tailpipe: 5" Dual 36" 45 Deg Curved	P	0	0
1328010	Fuel filter; PACCAR Primary un-heated for 2010+ EPA engines only, w/WIF sensor	P	0	0
1816161	ALTERNATOR: BOSCH 160 AMP brush type	P	3	0
1821210	BATT: 3 PACCAR GP31 THR (700) 2100 CCA	P	0	0
1836100	DUAL PURPOSE BATTERIES PACCAR 12V STARTER	P	0	0
MAIN TRANSMISSION AND CLUTCH				
2058368	FULLER FRO16210C 10-SPEED CONCEPT 2000 WITH INTERNAL OIL COOLER; NO PUMP	P	0	18-

UNIT TYPE 1 OF FLEET 340554 THRU 340563

CODE	DESCRIPTION	PUB CD	PRICE	WEIGHT
2250600	Clutch: Eaton 15-1/2" ceramic to 1650 lb-ft Easy Pedal Advantage	P	0	0
2294035	GREASE BANK F/CLUTCH & CROSS SHAFT FRAME MOUNTED	P	91	11
2405405	DRIVELINE: 2 HVY DUTY; 1 CENTERBEARING	P	617	99
2429100	Chassis will be fitted w/ LH trans PTO (PREVENTS ECU F/INTERFERING W/PTO ONLY)	P	0	0
2460025	INTERNAL COOLER FOR FULLER FR/FR0/FRLO	P	0	0
2493004	SERIES MAIN TRANS 1550-1950LBFT AL CLUTCH HSG REEL CAST IRON F/ FULLER TRANS RATED 1450 THRU 2050 LBFT	P	64	53-
FRONT AXLE AND EQUIPMENT				
2502203	DANA SPICER E-1202T 12K*3.5" DROP IF MED DUTY, USE CODE 2502204 W/HYD BRK	P	0	0
2601605	FR BRK: BENDIX RSD ES 16.5X5*10-13.2KCAP Req w/US&CAN 6x4 tractor w/o lift axle	P	461	57
2690002	FR BRK DRUM: CAST 16.5X5	P	20	37
2701300	HUB: ALUM*HUB PILOT*MAX CAP 13.2K 11.25" BC**TURBO**10-BOLT	P	0	0
2741950	DANA LMS HUB PKG FRONT AXLE	P	0	0
2750001	FR HUBCAP: VENTED	P	0	0
2765001	FR AUTO SLACK ADJUST	P	0	0
2863012	FR SPR: TAPERLEAF 12K W/SHOCK ABSORBERS	P	0	0
2893651	PWR STRG: SING GEAR *TRW TASS5 13.2K 2010: Not for use on T3	P	0	0
REAR AXLE AND EQUIPMENT				
3124403	DANA SPICER DSP41 40K DUAL	P	172	31
3200355	7/16" HVY-WALL HSG/INDUCT HARDND SHNDL REAR AXLE RATIO-3.55	P	0	0
3304006	RR BRK: BENDIX RSD 16.5X7 DUAL to 40K Req w/US&CAN 6x4 tractor w/o lift	P	15	2
3392005	RR BRK DRUM: CAST S-CAM DUAL	P	0	0
3407050	RR HUB: AL HUB-PILOT DUAL 11-1/4" BC REQUIRES "R" SERIES OUTER ENDS	P	0	0
3441952	DANA LMS HUB PKG DUAL REAR AXLE	P	0	0
3465002	RR AUTO SLACK ADJUST: DUAL	P	0	0
3485207	SPRING BRK: 3030 LONGSTROKE DUAL	P	32	0
3495226	ABS: BENDIX 4S/4M	P	0	0
3730032	FR WHL: 2 GRP RR WHL*AVL ONLY W/AIR BRK KW AG400*40K DUAL*54"AS* 9" RIDE HT Includes air susp dump valve.	P	3,203	249-
TIRES, WHEELS & RIMS				
4017193	FR MICHELIN XZA3+ 275/80R24.5 14PR PART: MN275/80R245GXZA3P FET: 50	P	282	13
4217389	RR MICHELIN XDA5 275/80R24.5 14PR PART: MN275/80R245GXDA5 FET: 200	P	1,864	212
4900008	CODE-REAR TIRE QTY 08.			
5045147	FR WHL: KW STYLIZED II 98760 24.5X8.25 HUB PILOT MOUNT AL	P	487	20-

UNIT TYPE 1 OF FLEET 340554 THRU 340563

CODE	DESCRIPTION	PUB CD	PRICE	WEIGHT
5854010	SING FR AXLE: POL OUTBD SURFACE OF WHEELS	P	99	0
5854012	DUAL RR AXLES: POL OUTBD SURFACE OF OUTER WHL (QTY 4) -2	P	279	0
5245147	RR WHL:KW STYLIZED ET 98760 24.5X8.25 HUB: PILOT MOUNT	P	1,948	80-
5900008	CODE-REAR RIM QTY 08.			
FRAME AND EQUIPMENT				
6054400	FRAME RAILS:10-5/8 X 5/16" STL 285-336" SECTION MOD:14.80, RBM:1,776,000 LBS,	P	148	0
6302461	BUMPER:TAPERED CHROME STEEL CHANNEL REQS BUMPER SETTING CODE	P	194	64
6319485	48.5 INCH BUMPER SETTING*REQS BUMPER CODE	P	0	0
6321005	REMOVABLE FRONT TOW HOOKS: 2	P	151	15
6390103	FR MDFLPS	P	0	0
6405080	T8 BATT BOX MODULE:PAR ALUM UND, EXTEND LENGTH, ALUM DP INTEGRAL STEP COVER	P	25	73
6409901	BATTERY BOX LOCATION: LEFT HAND SIDE	P	0	0
6410010	FRAME AC EQUIP:GRABHANDLE(S) LH MOUNTED	P	47	0
6410011	FRAME AC EQUIP:GRABHANDLE(S) RH MOUNTED	P	47	0
6414024	FRAME ACCESS DECK PLATE: 2' ALUMINUM	P	113	11
6417009	FRAME ACCESS STEPS:2 F/ TANK BOC RH	P	159	7
6418008	FUEL OR HYDRAULIC FRAME ACCESS STEPS:2 F/ TANK BOC LH	P	153	7
6451090	FUEL OR HYDRAULIC T470, C500, T660, T800 NON-POLISH DPF/SCR DP COVER W/STEP. CAB ACCESS RH UNDER	P	187	31
6490440	HEAVY DUTY BOC CROSSMEMBER ASSEMBLY	P	103	22
6593088	FW:AIR JOST JSK37USB-A9PX16 16.0" 8.75" OUTBRD W/RETRAC HANDLE 50K	P	2,332	542
6680000	REAR OR FIXD SETTING AND C/L BOGIE 000.			
6721102	RR MDFLP ARMS:BEETS B25 STD DUTY STRAIGHT (KIT INCL B1732 MTG BRKTS)	P	0	0
6722000	RR MDFLP SHIELDS:WHITE PLASTIC KW LOGO ANTISAIL	P	0	0
6734005	QTR FDR:SS W/PAINTED STL BRKTS SINGLE POST MOUNT	P	250	55
6745270	TOP FLANGE RR FRAME BENT/WELD: W/ CM	P	90	18
FUEL TANKS AND EQUIPMENT				
7214120	FUEL TANK:120 US GAL 24.5" AL BOC RPL	P	13	7
7216100	FUEL TANK:100 US GAL 24.5" AL BOC ADD	P	1,632	115
7722020	DEF TANK: MEDIUM ROUND	P	108	33
7840029	POLISH ONLY: 2 ALUMINUM TANKS	P	528	0
7840038	POLISHED COVER:1 DEF TANK ANY SIZE	P	278	0
7889062	POLISHED STRAPS: 2 TANKS ANY SIZE	P	92	0
7889245	ANTI-SIPHON DEVICE F/TANK FILLER NECK ANY NUMBER OF TANKS	P	0	0
7889603	DEF TANK LOCATION: RH	P	0	0
7930120	LOCATION RH BEHIND CAB 120 GAL.			

UNIT TYPE 1 OF FLEET 340554 THRU 340563

CODE	DESCRIPTION	PUB CD	PRICE	WEIGHT
7940100	LOCATION LH BEHIND CAB 100 GAL.			
	CAB AND EQUIPMENT			
8024344	CAB WITH FLAT GLASS WINDSHIELD	P	0	0
8058542	SLEEPER: 42" 42" X 37" OPENING	P	9,070	514
8080137	CAB DOOR BEARING BLOCKS; TOP & BOTTOM	P	27	0
8080918	LH & RH UPPER SLPR EMERGENCY EXIT DOORS W/VENTS. NA W/ 38" OR 86" AEROCABS*	P	352	24
8090103	HOOD:METTON SLOPED 1-PIECE W/GRILLE SHELL	P	0	0
8098404	ADD 4 RIBS ON RADIATOR GRILLE	P	90	2
8178210	HEATER/AIR COND:SEP UNITS CAB & SLPR	P	0	0
	INCL 5 MODE ROTARY CTRL*N/A W/ 38" SLPR			
8201013	STRG WHL: 18" 4-SPK	P	0	0
8201200	STRG COLUMN:ADJ TELESCOPNG TILT*CODE F/18" STRG WHEEL*	P	334	0
8205055	PTO AIR CTRL (LARGE):FOR C/I PTO W/PRG/ LT*DASH MTD*MUST CODE F/ PTO INFO CODE*	P	362	0
8205087	AUTO SUSP DUMP W/PTO ENGAGEMENT*REQD W/ AIR SUSP & DUMP APPLICATIONS*	P	51	2
8205103	INFO FOR C/I PTO: CHELSEA 488/489/812 8-BOLT	P	0	0
8208495	BW: 2 SPARES WIRED TO POWER	P	53	0
8225658	GAU:AXLE OIL TEMP DUAL DR AXLE (2 GAU) W/INTEGRAL WARN LT	P	72	0
8226660	GAU: OIL TEMP MAIN TRANSMISSION	P	35	0
8282064	Kenworth Driver Information Center (Highline display)	P	0	0
8282009	INSTRUMENT PACKAGE	P	0	0
8332042	INTERIOR: CAB/42" SLEEPER SPLENDOR	P	0	0
8343304	INTERIOR COLOR: SLATE GRAY W/TRIM COLOR DARK SLATE GRAY	P	0	0
8390733	FLOORMAT: SLEEPER	P	0	0
8410091	DR SEAT: KW AIR-CUSHION PLUS HB CLOTH INCL DUAL ARMRESTS & SUSPENSION COVER*	P	0	0
8480090	RD SEAT: KW STL TOOLBOX PLUS HB CLOTH *INCL DUAL ARMRESTS*SUSP COVER NA	P	0	0
8490110	SEAT COLOR: DARK SLATE GRAY	P	0	0
8520141	MATRESS:PREMIUM POCKET INNERSPRING ON LOWER BUNK ONLY	P	0	0
8530237	FLOORMAT: TOOL COMPARTMENT	P	0	0
8601404	KENWORTH AM/FM/CD RADIO W/CLOCK* W/L.E.D. LIGHTING*W/WEATHER BAND	P	359	4
8699926	CB installation kit center mounted of header w/quick mt release dual antenna	P	225	0
8700101	BLACK DASH REPLACING TRIM COLOR DASH	P	43	0
8700168	TURN SIGNAL SWITCH: COLUMN-MTD DIMMER INCL INTERMITTENT WIPER CONTROL	P	0	0
8700186	ELECTRIC DOOR LOCKS*LH/RH*	P	0	0
8700405	STAINLESS STEEL PERMIT PANELS ON CAB *N/A W/LIFT CTRLS OR GAUGES MTD UNDER	P	90	13

UNIT TYPE 1 OF FLEET 340554 THRU 340563

CODE	DESCRIPTION	PUB CD	PRICE	WEIGHT
8800271	GRABHANDLE: 1 LONG RH	P	0	0
8800373	GRABHANDLE: 1 LONG LH	P	0	0
8800400	GRABHANDLE: 1 LH INSD DOOR FRAME ABOVE DASH	P	0	0
8800401	GRABHANDLE: 1 RH INSD DOOR FRAME ABOVE DASH	P	0	0
8832112	DAYLITE DOOR: LH/RH INCL RH PEEPER WINDOW	P	0	0
8841618	AIR HORN: DUAL RECT 23" LH/RH ROOF INCL AIR HORN COVERS	P	180	4
8850235	CX MIRR: DUAL SS 9" MIRR BRKT OFFSET STUD MOUNTING * NON-HTD	P	45	9
8850300	CX MIRR: SING 8-1/2" X 4-7/16" * PASSENGER SIDE DOOR MTD, NON-HTD	P	0	0
8862101	MIRROR: DUAL PRUTSMAN POL SS SIZE: 7" X 16" * NON-HTD	P	21-	0
8869005	MIRROR BRKT: DUAL 8-1/2"	P	0	0
8879200	WINDOW LIFT: ELEC PWR RH SIDE/MAN LH SW LOCATED ON DOOR PAD	P	0	0
8890110	WINDSHIELD: 2-PC ROPED W/ FLAT GLASS	P	10	0
8890135	SUNVISOR: EXTERIOR STAINLESS STEEL	P	113	11
LIGHTS AND SIGNALS				
9010802	HEADLAMPS: DUAL REC HAL EXT LEEF DUAL BEAM *N/A T800/C500 WIDE HOOD*	P	0	0
9022137	MARKER: 5 RECTANGULAR LED	P	80	0
9030010	TURN SIGNAL: CONV BENDER-MTD	P	0	0
9030028	WIRE FOR C/I TURN SIGNALS MID CHASSIS	P	252	0
9052011	FLOODLIGHTS: DUAL FLUSH 1ST SET	P	122	2
9059911	1ST SET LOC: MID F/DUAL (LH IF SINGLE)	P	0	0
9070012	LED Stop/Turn/Tail - Flange Mounted with two LED backup lights	P	0	0
9090037	SW: SEP F/TRLR MARKER LTS REQ'S TRAILER CONNECTION	P	34	0
9090039	INTERRUPTER SWITCH FOR MARKER LTS B-CAB: INCL IN TURN SIGNAL	P	0	0
9090126	BACKUP ALARM: ELECTRIC	P	130	4
9090845	CIRCUIT BREAKERS; TO REPLACE FUSES *DOES NOT APPLY TO ANY 5-AMP FUSE*	P	32	0
AIR EQUIPMENT				
9101210	AIR DRYER: BENDIX AD-15 HEATED	P	0	0
9108001	MOISTURE EJT VLV: PULL CABLE DRAIN	P	0	0
9110037	TRAC KIT: BOC-MTD W/SI BAR/SFR HGR GLAD- HAND LH SIDE	P	708	20
9121115	AIR/LIGHT LINES: 15 FT COILED	P	72	0
9140020	NYLON AIR TUBING: FRAME/CAB	P	0	0
9140328	TRAILER ABS ELECT SUPPLY THRU SAE J560 7 PIN CONNECTOR (PER TMC RPL37)	P	0	0

ORDER REVIEWED BY APPLICATIONS TECH:

UNIT TYPE 1 OF FLEET 340554 THRU 340563

CODE	DESCRIPTION	PUB CD	PRICE	WEIGHT
9290014	ROY KOCHER (740) 774-5389	U	0	0
9400071	GLIDER KITS AND ASSEMBLIES SPECIFY SHIP DESTINATION BY NARRATIVE	P	0	0
9490206	SPECIAL EQUIPMENT WARNING TRIANGLE REFLECTOR KIT: 3 TRIANGLES IN PLASTIC CASE	P	30	4
9490406	FIRE EXT: ONE 5# DRY CHEMICAL TYPE MTD OUTBOARD OF RD. SEAT, CLASS ABC.	P	104	11
N9400	SHIP CH 340549-550 TO CONVERSE TX F428			
N9401	SHIP CH 340551-552 TO LAREDO TX F426			
N9402	SHIP 340553 TO CORPUS CHRISTI TX F425			
N9403	SHIP CH 340554-555 TO CONVERSE TX F428			
N9404	SHIP CH 340556-557 TO PHARR, TX F426			
N9405	SHIP 340558 TO CORPUS CHRISTI TX F425			
N9406	SHIP CH 340559-560 TO CONVERSE TX F428			
N9407	SHIP CH 340561-562 TO PHARR, TX F426			
N9408	SHIP 340563 TO CORPUS CHRISTI TX F425			
N9495	5- ASAP BUILD, 5- 06/30/12 BUILD,			
N9496	5- 09/30/12 BUILDS			
N9497	SHIP 2- F428, F426, 1- F425			
N9498	SHIP SAME FOR ALL THREE BUILDS			
9700000	PAINT COLOR NUMBER PAINT COLOR NUMBER	P	0	0
N9702	A - L0006EB WHITE B/C			
N9720	FRAME N0001EA BLACK			
9943219	PAINT IMRON SOLID 1 COLOR CONV FLATOP SPEC A	P	0	0
9960006	***PAINT SKETCH VERIFIED***	U	0	0
9965510	PAINT:BASE COAT/CLEAR COAT*REQS PAINT EXTERIOR & PAINT COLOR L SERIES CODES*	P	0	0
N9996	SALESPERSON ID: STEVEJEWEL04			
N9997	DEALER CONTACT			
N9998	NAME: STEVE JEWELL PH:210-662-9333			
N9999	JRK 12/16/11 OC003			
			** TOTAL ESTIMATED WEIGHT	17,365
			TOTAL LIST PRICE	169,310
BELOW CHARGES NOT INCLUDED IN TOTAL LIST PRICE				
9508981	- TC466 (C) PRICE PROTECTED TRACKING CODE		0	
			ADJUSTED LIST PRICE	169,310
PROMOTION PROGRAM CODE 0000375 @ 0.00 %				
TC466	KENWORTH 1ST QTR 2012 CLASS 8 ASAP SALES PROG - USA		0	
SURCHARGE/OPTIONS NO DISC				

KENWORTH
VMXXR036-1

CHASSIS FINAL BILL
VIN 1XKDD49X4DJ340561
OF FLEET 340554 THRU 340563

PAGE 008
OF 03/19/12

UNIT TYPE 1


CODE	DESCRIPTION	PUB CD	PRICE	WEIGHT
9210210	- 2010 EPA Heavy Duty Surcharge \$9250		9,250	
	TOTAL SURCHARGE/OPTIONS NOT SUBJECT TO DISC		9,250	
	OPTIONAL EXT WTY & PRV MNT			
6679811	- 2010 EPA Emissions Diesel Engine			0
	ULTRA LOW SULFUR DIESEL FUEL ONLY			
9200021	- STANDARD WARRANTY			0
	TOTAL OPTIONAL EXT WTY & PRV MNT			0
	TOTAL TIRE FET INCLUDED -- AS PRODUCED		250	
	MARKETING PROGRAMS AND PROMOTIONS		280	

** WEIGHT SHOWN HERE IS AN ENGINEERING ESTIMATE AND DOES NOT INCLUDE UNPUBLISHED OPTIONS. ACTUAL "SHIPPING" WEIGHT MAY VARY.

IZAGUIRRE TRANSPORTATION, LLC

7413 N. La Homa Rd
Mission, TX 78574
Ph: 956-584-0554

Quote



Email: diana.izaguirre@yahoo.com

Date	Invoice #
9/9/2016	4362

Bill To
Hidalgo County Purchasing Dept 2802 US-281 BUS Edinburg, TX 78539

PO#

Due Date
10/31/2016

Date	Truck#/Vacuum...	Equipment	Description	Price	Amount
09/09/2016	13	2013 Kenworth	Vin# 1XKDDP9X6CJ329089 Miles: 136,304 Model: T800 Paccar Engine 450HP	90,000.00	90,000.00
09/09/2016	7	2012 TYTAL	PTO and Gardner Denver Pump included Vin#3T1L1T629CC000118 130 BBL Steel Vacuum Model; 42 ft Length x 98 in Width x 10'6" Height; 11R24.5 Tires; Fixed Tandem Axle; Steel Composition; 5,460 gal Capacity; 130 BBL STEEL VACUUM TRAILER License Plate# 011B137 <i>trailer color - white</i>	30,000.00	30,000.00

OPENED

9:48

9-14-16

Witnessed

J

Field Office:
7568 South Hwy 16
Jourdanton, Tx 78026
Phone: (956)378-0090
Dispatch: (830)277-1515

Total	\$120,000.00
Balance Due	\$120,000.00

CHASSIS NUMBER: 329089 Plant: J

MODEL: 0000800

CUSTOMER NAME: FETC STOCK
FIRM DATE: 10/28/11

REPORT DATE: 03/02/12

CHASSIS NUMBER: 329089

MODEL: 0000800

PLANT CODE: J

DEALER NO: F428

OPS STAT: INVS

DEALER PO:

CUSTOMER PO:

DEALER NAME AND ADDRESS:

FRENCH-ELLISON TRUCK CTR

P. O. BOX 200187

SAN ANTONIO TX 78220

SHIPPING DESTINATION: SEE SHIPPING NARRATIVES

(Kenworth)

CUSTOMER NAME AND ADDRESS:

CG59

FETC STOCK

STARTING CHASSIS NO: 329087

ENDING CHASSIS NO: 329089

REQUESTED: 10/05/11

PRICE EFFECTIVE DATE: 07/01/11

TENTATIVE DATE: 10/24/11

FIRM DATE: 10/28/11

WHEELBASE: 214.00 IN

CAB TO AXLE: 140.00 IN

CAB TO END OF FRAME: 200.00 IN

AXLE TO BACK OF CAB: 74.00 IN

OPTION	DESCRIPTION	PUB PRICE	WGT
	BASE MODEL		
0000800	T800 CONVENTIONAL	P 133722	15254
0070066	T800	P 0	0
0080066	CARB Idle Emissions reduction Feature	P 100	0
	PACCAR MX engines - Low NOx Idle		
0090004	42 INCH MODULAR SLEEPER	P 0	0
	With rear axle capacity less than 59K		
	ENGINE AND ENGINE EQUIPMENT		
0700455	PACCAR MX-455 2010 455@1900 1650@1100 with engine brake	P 0	0
N0902	P252 68....MAX VEHICLE SPEED IN TOP GEA		
N0904	P214 75....MAX CRUISE SPEED (P214)		
N0906	P285 0.....IDLE SHUTDOWN TIME (P285)		
N0908	P282 0.....SHUTDOWN DISABLED W/ TEMP AB		
N0910	P283 0.....SHUTDOWN DISABLED W/ TEMP BE		
N0912	P205 19....MINIMUM SPEED TO TURN CRUISE		
N0916	P207 19....MINIMUM CRUISE CONTROL SPEED		
N0918	P206 16....MIN SPEED TO AUTOMATICALLY T		
N0920	P211 1.....VALUE TO INCREASE SPEED W/ S		
N0922	P210 1.....VALUE TO REDUCE SPEED W/ RES		
N0924	P230 OFF...ALLOW MULTI-TORQUE ONLY WHEN		
N0926	P286 0.....IDLE SHUTDOWN TIME W/O PARK		
N0928	P280 0.....COOLANT TEMPERATURE IDLE SHU		
N0930	P288 OFF...ENABLE ENGINE IDLE SHUTDOWN		
N0932	P284 0.....TIME INTERVAL FOR IDLE SHUTD		
N0934	P293 OFF...ENGINE LOAD USED AS PTO TIME		
N0936	P281 35....ENGINE LOAD FOR IDLE SHUTDOW		
N0938	P244 ON....ENABLE/DISABLE (P244)		
N0940	P245 100...DECREASE ENGINE SPEED W/ RES		
N0942	P247 100...INCREASE ENGINE SPEED W/ SET		
N0944	P246 100...RATE TO DECREASE ENGINE SPEE		
N0946	P248 100...RATE TO INCREASE ENGINE SPEE		
N0948	P249 1000..MAXIMUM FAST IDLE CONTROL EN		
N0950	P250 500...RATE OF ENG SPD INCREASE/DEC		
N0952	P254 OFF...CLUTCH PEDAL OPERATED DEPRE		
N0954	P255 ON....SERVICE BRAKE OPERATED DEPR		
N0956	P256 0.....PTO DISENGAGEMENT SERVICE BR		
N0958	P257 ON....PARKING BRAKE SET (P257)		
N0960	P259 1.....PTO VEHICLE SPEED LIMIT (P25		
N0962	P294 OFF...TRANSMISSION IN NEUTRAL (P29		
N0964	P263 50....REDUCE ENGINE SPEED W/ RESUM		

N0966	P264 50....INCREASE ENGINE SPEED W/ SET			
N0968	P261 1250..RATE OF DECREASE IN ENGINE S			
N0970	P262 1250..RATE OF INCREASE IN ENGINE S			
N0972	P265 250...RATE OF DECREASE IN ENGINE S			
N0974	P266 150...RATE OF INCREASE IN ENGINE S			
N0976	P269 0.....SET POINT W/ SET/ACCEL SWITC			
N0978	P260 0.....PTO ENGINE CONTROL TORQUE RE			
N0980	P267 1900..MAXIMUM ENGINE SPEED DURING			
1000152	Prospector version 27.0	U	0	0
	Supersedes previous version 26.1			
1000206	Engine monitoring protection -Shutdown-	P	0	0
	Paccar MX engine parameter			
1000207	Application Engr Review: Eng/Pwrtrain	U	0	0
	Gearing			
1000208	Applicaton Engrg Review: Engine	U	0	0
	Parameter Review			
1000209	Application Engrg Review: Speed Control	U	0	0
	Management			
1000212	MX Engine Parameter:PTO Speed control	P	0	0
	from cab station with accelerator pedal			
1000237	Enable Auto-Retard, Paccar MX	P	0	0
	engine parameter			
1000239	Engine Parameter: Driveline Protect	P	0	0
	- torque limiting PACCAR MX			
1000240	Idle shutdown timer - Disabled-	P	0	0
	Paccar MX engine parameter			
1000244	PT Optimization analysis: Balance	P	0	0
	PACCAR MX power/economy blend results			
1000257	Customer's Typical Operating Spd:70 MPH	P	0	0
1000276	SCM: MX Progressive Shift	P	0	0
1000277	SCM: MX Gear Down Protection	P	0	0
1006002	Air Compressor: WABCO 28 CFM PACCAR MX	P	0	0
1051086	AIR CLEANER POWERCORE 10" ENGINE MOUNT	P	0	0
	2007 AND 2010 engines			
1098005	FILTER MINDER AIR REST INDIC:A/CLNR-MTD	P	45	0
	(MTD ON INTAKE PIPE W/ SS CLNR OR T300)			
1107190	Fan Hub: Borg Warner 2010+ only	P	0	0
1125640	COOLING MODULE: 1440 SQ	P	0	0
1247165	EXH:RH under cab SCR w/dual SOC mounted	P	1435	99
	tailpipes For Daycabs,or Modular SLPRS			
1290236	Tailpipe: 5" Dual 36" 45 Deg Curved	P	0	0
1324378	Davco 382 Fuel Filter/H2O Sep unheated	U	0	15
	W/WIF PACCAR MX ONLY			
1500026	Kenworth fuel cooler for PACCAR MX eng	U	0	0
1816161	ALTERNATOR: BOSCH 160 AMP brush type	P	5	0
1821210	BATT: 3 PACCAR GP31 THR (700) 2100 CCA	P	0	0
	DUAL PURPOSE BATTERIES			
1836100	PACCAR 12V STARTER	P	0	0
1900084	Multi-function eng conn for body bldr	P	0	0
	Interface PACCAR MX engine only			
1900086	CONNECTION BTWN PTO SW AND ENG Requires	P	78	0
	code 1900082 Cummins/1900084 PACCAR MX			
	MAIN TRANSMISSION AND CLUTCH			
2058362	FULLER FRO16210C 10-SPEED CONCEPT 2000	P	26-	0
	WITH PUMP AND EXTERNAL OIL COOLER			
2250600	Clutch: Eaton 15-1/2" ceramic	P	0	0
	to 1650 lb-ft Easy Pedal Advantage			
2294035	GREASE BANK F/CLUTCH AND CROSS SHAFT	P	88	11
	FRAME MOUNTED			
2405405	DRIVELINE:2 HVY DUTY; 1 CENTERBEARING	P	630	99

2429100	Chassis will be fitted w/ LH trans PTO (PREVENTS ECU F/INTERFERING W/PTO ONLY)	P	0	0
2460042	14" EATON/FULLER HI CAP OIL TO WTR CLR STD F/TRAN 1550-2250LBFT,18SPD AUTOSHFT	P	0	0
2493004	AL CLUTCH HSG REPL CAST IRON F/ FULLER TRANS RATED 1450 THRU 2050 LBFT	P	62	53-
2502321	FRONT AXLE AND EQUIPMENT DANA SPICER E-1322I 13.2K 3.5" DROP	P	228	33
2601605	FR BRK:BENDIX RSD ES 16.5X5*10-13.2KCAP Req w/USA AND CAN 6x4 tractor w/o lift axle	P	378	57
2690002	FR BRK DRUM: CAST 16.5X5	P	18	37
2701300	HUB:ALUM*HUB PILOT*MAX CAP 13.2K 11.25" BC*"TURBO"*10-BOLT	P	0	0
2741950	DANA LMS HUB PKG FRONT AXLE	P	0	0
2750001	FR HUBCAP: VENTED	P	0	0
2765001	FR AUTO SLACK ADJUST	P	0	0
2864012	FR SPR:TAPERLEAF 13.2K W/SHOCK ABSORBER	P	17	9
2893651	PWR STRG: SING GEAR *TRW TAS65 13.2K 2010: Not for use on T3	P	0	0
3124403	REAR AXLE AND EQUIPMENT DANA SPICER DSP41 40K DUAL	P	162	31
3200342	7/16" HVY-WALL HSG/INDUCT HARDND SPINDL REAR AXLE RATIO-3.42	P	0	0
3304006	RR BRK:BENDIX RSD 16.5X7 DUAL to40K Req w/US AND Can 6x4 tractor w/o lift	P	15	2
3392005	RR BRK DRUM: CAST S-CAM DUAL	P	0	0
3407050	RR HUB:AL HUB-PILOT DUAL 11-1/4"BC REQUIRES "R" SERIES OUTER ENDS	P	0	0
3441952	DANA LMS HUB PKG DUAL REAR AXLE	P	0	0
3465002	RR AUTO SLACK ADJUST: DUAL	P	0	0
3485207	SPRING BRK: 3030 LONGSTROKE DUAL	P	32	0
3495226	ABS:BENDIX 4S/4M FR WHL+2 GRP RR WHL*AVL ONLY W/AIR BRK	P	0	0
3730032	KW AG400*40K DUAL*54"AS* 9" RIDE HT Includes air susp dump valve.	P	2928	249-
4017193	TIRES, WHEELS AND RIMS FR MICHELIN XZA3+ 275/80R24.5 14PR PART: MN275/80R245GXZA3P FET: 50	P	179	13
4217129	RR MICHELIN XDN2 275/80R24.5 14PR DRIVE AKA PXDN2 PART: MN275/80R245GXDN2 FET: 200	U	1176	160
4900008	CODE-REAR TIRE QTY 08.			
5045147	FR WHL:KW STYLIZED II 98760 24.5X8.25 HUB PILOT MOUNT AL	P	490	20-
5854010	SING FR AXLE: POL OUTBD SURFACE OF WHEELS	P	96	0
5854012	DUAL RR AXLES: POL OUTBD SURFACE OF OUTER WHLS (QTY 4) -2	P	270	0
5245147	RR WHL:KW STYLIZED II 98760 24.5X8.25 HUB PILOT MOUNT	P	1960	80-
5900008	CODE-REAR RIM QTY 08.			
6054400	FRAME AND EQUIPMENT FRAME RAILS:10-5/8 X 5/16" STL 285-336" SECTION MOD:14.80, RBM:1,776,000 LBS,	P	163	0
6302461	BUMPER:TAPERED CHROME STEEL CHANNEL REQS BUMPER SETTING CODE	P	189	64
6319485	48.5 INCH BUMPER SETTING*REQS BUMPER CODE	P	0	0
6321005	REMOVABLE FRONT TOW HOOKS: 2	P	146	15
6390093	DEALER NARRATED FRAME LAYOUT REQUEST	U	0	0

6390103	CONTINGENT ON FRAME SPACE AVAILABILITY			
6405080	FR MDFLPS	P	0	0
6409901	T8 BATT BOX MODULE:PAR ALUM UND, EXTEND	P	52	73
6410010	LENGTH, ALUM DP INTEGRAL STEP COVER			
6410011	BATTERY BOX LOCATION: LEFT HAND SIDE	P	0	0
6414024	FRAME AC EQUIP:GRABHANDLE(S) LH MOUNTED	P	46	0
6417009	FRAME AC EQUIP:GRABHANDLE(S) RH MOUNTED	P	46	0
6418008	FRAME ACCESS DECK PLATE: 2' ALUMINUM	P	110	11
6451090	FRAME ACCESS STEPS:2 F/ TANK BOC RH	P	154	7
	FUEL OR HYDRAULIC			
	FRAME ACCESS STEPS:2 F/ TANK BOC LH	P	148	7
	FUEL OR HYDRAULIC			
	T470,C500,T660,T800 NON-POLISH DPF/SCR	P	181	31
	DP COVER W/STEP. CAB ACCESS RH UNDER			
6490440	HEAVY DUTY BOC CROSSMEMBER ASSEMBLY	P	86	22
6543046	FW:ILS air HL FW17J912XL00 12"slide 9"	P	1861	450
	height. Outbrd, 50K.			
6679811	2010 EPA Emissions Diesel Engine	U	0	0
6690030	ULTRA LOW SULFUR DIESEL FUEL ONLY			
6721102	REAR OR FIXD SETTING BHD C/L BOGIE 003.0 IN			
6722000	RR MDFLP ARMS: BETTS B25 STD DUTY	P	0	0
	STRAIGHT (KIT INCL B1732 MTG BRKTS)			
6745270	RR MDFLP SHIELDS: WHITE PLASTIC KW LOGO	P	0	0
	ANTISAIL			
7214100	TOP FLANGE RR FRAME BENT/WELD: W/ CM	P	87	18
7216100	FUEL TANKS AND EQUIPMENT			
7722020	FUEL TANK:100 US GAL 24.5" AL BOC RPL	P	66	0
7840029	FUEL TANK:100 US GAL 24.5" AL BOC ADD	P	1576	115
7840038	DEF TANK: MEDIUM ROUND	P	89	33
7889062	POLISH ONLY: 2 ALUMINUM TANKS	P	528	0
7889245	POLISHED COVER:1 DEF TANK ANY SIZE	P	213	0
	POLISHED STRAPS: 2 TANKS ANY SIZE	P	90	0
	ANTI-SIPHON DEVICE F/TANK FILLER NECK	P	0	0
	ANY NUMBER OF TANKS			
7889603	DEF TANK LOCATION: RH	P	0	0
N7840	7840038 PLACE DEF BEHIND THE FUEL TANK			
7930100	LOCATION RH BEHIND CAB 100 GAL.			
7940100	LOCATION LH BEHIND CAB 100 GAL.			
8024344	CAB AND EQUIPMENT			
8058542	CAB WITH FLAT GLASS WINDSHIELD	P	0	0
8080137	SLEEPER: 42" 42" X 37" OPENING	P	8991	514
8080918	CAB DOOR BEARING BLOCKS: TOP AND BOTTOM	P	26	0
	LH AND RH UPPER SLPR EMERGENCY EXIT DOORS	P	340	24
	W/VENTS. NA W/ 38" OR 86" AEROCABS*			
8090103	HOOD:METTON SLOPED 1-PIECE W/GRILLE	P	0	0
	SHELL			
8098404	ADD 4 RIBS ON RADIATOR GRILLE	P	87	2
8178210	HEATER/AIR COND:SEP UNITS CAB AND SLPR	P	0	0
	INCL 5 MODE ROTARY CTRL*N/A W/ 38" SLPR			
8201013	STRG WHL: 18" 4-SPK	P	0	0
8201200	STRG COLUMN:ADJ TELESCOPNG TILT*CODE	P	324	0
	F/18" STRG WHEEL*			
8205055	PTO AIR CTRL(LARGE):FOR C/I PTO W/PPG/	P	361	0
	LT*DASH MTD*MUST CODE F/ PTO INFO CODE*			
8205087	AUTO SUSP DUMP W/PTO ENGAGEMENT*REQD W/	P	49	2
	AIR SUSP AND DUMP APPLICATIONS*			
8205103	INFO FOR C/I PTO: CHELSEA 488/489/812	P	0	0
	8-BOLT			
8208495	SW: 2 SPARES WIRED TO POWER	P	51	0
8225658	GAU:AXLE OIL TEMP DUAL DR AXLE(2 GAU)	P	68	0

8226660	W/INTEGRAL WARN LT			
8282004	GAU: OIL TEMP MAIN TRANSMISSION	P	33	0
	Kenworth Driver Information Center	P	0	0
	(Highline display)			
8282009	INSTRUMENT PACKAGE	P	0	0
8332042	INTERIOR: CAB/42" SLEEPER SPLENDOR	P	0	0
8343304	INTERIOR COLOR: SLATE GRAY W/TRIM COLOR	P	0	0
	DARK SLATE GRAY			
8390733	FLOORMAT: SLEEPER	P	0	0
8410091	DR SEAT: KW AIR-CUSHION PLUS HB CLOTH	P	0	0
	INCL DUAL ARMRESTS AND SUSPENSION COVER*			
8480090	RD SEAT: KW STL TOOLBOX PLUS HB CLOTH	P	0	0
	*INCL DUAL ARMRESTS*SUSP COVER NA			
8490110	SEAT COLOR: DARK SLATE GRAY	P	0	0
8520141	MATTRESS:PREMIUM POCKET INNERSPRING	P	0	0
	ON LOWER BUNK ONLY			
8530237	FLOORMAT: TOOL COMPARTMENT	P	0	0
8601404	KENWORTH AM/FM/CD RADIO W/CLOCK*	P	346	4
	W/L.E.D. LIGHTING*W/WEATHER BAND			
8699926	CB Installation kit center mounted of	P	219	0
	header w/quick mt release dual antenna			
8700101	BLACK DASH REPLACING TRIM COLOR DASH	P	45	0
8700168	TURN SIGNAL SWITCH: COLUMN-MTD DIMMER	P	0	0
	INCL INTERMITTENT WIPER CONTROL			
8700186	ELECTRIC DOOR LOCKS*LH/RH*	P	0	0
8700405	STAINLESS STEEL PERMIT PANELS ON CAB	P	88	13
	*N/A W/LIFT CTRLS OR GAUGES MTD UNDER			
8800271	GRABHANDLE: 1 LONG RH	P	0	0
8800373	GRABHANDLE: 1 LONG LH	P	0	0
8800400	GRABHANDLE:1 LH INSD DOOR FRAME ABOVE	P	0	0
	DASH			
8800401	GRABHANDLE:1 RH INSD DOOR FRAME ABOVE	P	0	0
	DASH			
8832112	DAYLITE DOOR: LH/RH	P	0	0
	INCL RH PEEPER WINDOW			
8841618	AIR HORN: DUAL RECT 23" LH/RH ROOF	P	179	4
	INCL AIR HORN COVERS			
8850235	CX MIRR: DUAL SS 9" MIRR BRKT	P	43	9
	OFFSET STUD MOUNTING * NON-HTD			
8850300	CX MIRR: SING 8-1/2"X4-7/16"*PASSENGER	P	0	0
	SIDE*DOOR MTD, NON-HTD			
8862101	MIRROR: DUAL PRUTSMAN POL SS	P	20-	0
	SIZE:7"X16" * NON-HTD			
8869005	MIRROR BRKT: DUAL 8-1/2'	P	0	0
8879200	WINDOW LIFT:ELEC PWR RH SIDE/MAN LH	P	0	0
	SW LOCATED ON DOOR PAD			
8890110	WINDSHIELD: 2-PC ROPED W/ FLAT GLASS	P	10	0
8890135	SUNVISOR:EXTERIOR STAINLESS STEEL	P	115	11
	LIGHTS AND SIGNALS			
9010802	HEADLAMPS: DUAL REC HAL EXT LIFE DUAL	P	0	0
	BEAM *N/A T800/C500 WIDE HOOD*			
9022137	MARKER: 5 RECTANGULAR LED	P	78	0
9030010	TURN SIGNAL:CONV FENDER-MTD	P	0	0
9030028	WIRE FOR C/I TURN SIGNALS MID CHASSIS	P	247	0
9052011	FLOODLIGHTS: DUAL FLUSH 1ST SET	P	118	2
9059911	1ST SET LOC: MID F/DUAL (LH IF SINGLE)	P	0	0
9070012	LED Stop/Turn/Tail - Flange Mounted	P	0	0
	with two LED backup lights			
9090011	ADD 4-WAY RECPT TO BOC WIRED TO 3 DASH	U	228	0
	SW			

9090037	SW: SEP F/TRLR MARKER LTS	P	34	0
9090039	REQ'S TRAILER CONNECTION INTERRUPTER SWITCH FOR MARKER LTS	P	0	0
9090126	B-CAB:INCL IN TURN SIGNAL			
9090845	BACKUP ALARM: ELECTRIC	P	126	4
	CIRCUIT BREAKERS: TO REPLACE FUSES	P	32	0
	DOES NOT APPLY TO ANY 5-AMP FUSE			
	AIR EQUIPMENT			
9101210	AIR DRYER: BENDIX AD-IS HEATED	P	0	0
9108001	MOISTURE EJT VLV: PULL CABLE DRAIN	P	0	0
9110037	TRAC KIT:BOC-MTD W/SL BAR/SPR HGR GLAD- HAND LH SIDE	P	662	20
9121115	AIR/LIGHT LINES: 15 FT COILED	P	65	0
9140020	NYLON AIR TUBING: FRAME/CAB	P	0	0
9140328	TRAILER ABS ELECT SUPPLY THRU SAE J560 7 PIN CONNECTOR (PER TMC RP137)	P	0	0
	OPTIONAL EXT WT AND PRV MNT			
9200021	STANDARD WARRANTY	P	0	0
	VAN BOD AND EQUIPMENT			
9210210	2010 EPA Heavy Duty Surcharge \$9250	P	0	0
	ORDER REVIEWED B APPLICATIONS TECH:			
9290028	SARAH MILLER (740)774-5386	U	0	0
	GLIDER KITS AND ASSEMBLIES			
9400071	SPECIFY SHIP DESTINATION BY NARRATIVE	P	0	0
	SPECIAL EQUIPMENT			
9490003	OFF HIGHWAY/SPECIALTY COMPONENT TRUCK	P	0	0
	ADDITIONAL LEADTIME REQUIRED			
9490206	WARNING TRIANGLE REFLECTOR KIT: 3 TRIANGLES IN PLASTIC CASE	P	29	4
9490406	FIRE EXT: ONE 5# DRY CHEMICAL TYPE MTD OUTBOARD OF RD. SEAT. Class ABC.	P	102	11
N9401	SHIP 329087 TO: LAREDO, TX F427			
N9402	SHIP 329088 TO: CORPUS CHRISTI, TX F425			
N9403	SHIP 329089 TO: CONVERSE, TX F428			
	PROMOTIONS			
	PAINT COLOR NUMBER			
9700000	PAINT COLOR NUMBER	P	0	0
N9702	A - L0006B WHITE B/C			
N9720	FRAME N0001EA BLACK			
	PAINT			
9943219	IMRON SOLID 1 COLOR CONV FLATOP SPEC A	P	0	0
9960006	***PAINT SKETCH VERIFIED***	U	0	0
9965510	PAINT:BASE COAT/CLEAR COAT*REQS PAINT	P	0	0
	EXTERIOR AND PAINT COLOR L SERIES CODES*			
N9996	SALESPERSON ID: STEVEJEWEL04			
N9997	DEALER CONTACT			
N9998	NAME: STEVE JEWELL PH:210-852-7910			
N9999	JSM 08/16/11 OCQ11			